

Dynamical Properties of Random Field Ising Model

Suman Sinha*

Department of Physics, University of Calcutta, 92 Acharya Prafulla Chandra Road, Kolkata 700009, India

Pradipta Kumar Mandal†

Department of Physics, Scottish Church College, 1 & 3 Urquhart Square, Kolkata 700006, India

Extensive Monte Carlo simulations are performed on a two-dimensional random field Ising model. The purpose of the present work is to study the disorder-induced changes in the properties of disordered spin systems. The time evolution of the domain growth, the order parameter and the spin-spin correlation functions are studied in the non equilibrium regime. The dynamical evolution of the order parameter and the domain growth shows a power law scaling with disorder-dependent exponents. It is observed that, except for very small random fields, exchange interaction never wins over pinning interaction to establish long range order.

PACS numbers: 05.10.Ln, 05.70.Ln, 07.05.Tp

I. INTRODUCTION

The random field Ising model (RFIM) belongs to a class of disordered spin models in which the disorder is coupled to the order parameter of the system. A lot has been studied on various aspects of RFIM since Imry and Ma [1] introduced this model. It has experimental realizations in diluted antiferromagnet [2]. Its Hamiltonian differs from that of normal Ising model by the addition of a local random field term which results in a drastic change of its behaviour in both equilibrium and non equilibrium situations. In one dimension ($d = 1$), the RFIM does not order at all [3]; in $d = 2$, the RFIM does not actually possess a order-disorder phase transition and the lower critical dimension $d_l = 2$ [1, 4, 5] and for $d = 3$, it does have a transition and it is ferromagnetic below its critical temperature [6]. Recently [7] gave numerical evidence that the $2d$ non equilibrium zero-temperature RFIM exhibits a critical behaviour. The Hamiltonian for such a system is, in general, given by

$$H = -J \sum_{\langle ij \rangle} s_i s_j + \sum_i \eta_i s_i + H_{\text{ext}} \sum_i s_i \quad (1)$$

where J is the coupling constant, conventionally set to unity in the present work. η_i is the quenched random field and H_{ext} is the external magnetic field. In the present work the external magnetic field H_{ext} is set to zero.

The local static random fields give rise to many local minima of the free energy and the complexity of the random field free energy also gives rise to long relaxation times as the system lingers in a succession of local minima on its way to the lowest energy state. For the zero field Ising model in two or more dimensions below the critical temperature T_c , there forms domains of moderate size in the early time regime, in which all the spins are

either up or down and as time progresses the smallest of these domains shrink and vanish, closely followed by the next smallest, until eventually most of the spins on the lattice are pointing in the same direction. The reason for this behaviour is that the domains of spins possess a surface energy - having a domain wall cost an energy which increases with the length of the wall, because the spins on either side of the wall are pointing in opposite directions. The system can therefore lower its energy by flipping the spins around the edge of a domain to make it smaller. Thus the domains “evaporate”, leaving us most of the spins either up or down.

However, the story is different for RFIM. In the RFIM, domains still form in the ferromagnetic regime, and there is still a surface energy associated with the domain walls but it is no longer always possible to shrink the domains to reduce this energy. The random field acting on each spin in the RFIM means that it has a preferred direction. Furthermore, at some sites there will be a very large local field η_i pointing in one direction, say up direction, which means that the corresponding spin will really want to point up and it will cost the system a great deal of energy if it is pointing down. The acceptance ratio for flipping this spin contains a factor $\exp(-2\beta|\eta_i|)$, which is a very small number if $|\eta_i|$ is large. It is said that the domain wall is pinned by the local field, i.e., it is prevented from moving by an energy barrier produced by the large random field. If the domains eventually stop growing, the system will be in a disordered phase (although the domain size may be very large). This describes the $d = 2$ RFIM.

All these features can be visualized from some snapshots presented in Fig. 1. In the early time regime, domains begin to form and grow in size (Fig. 1 (a) - (d)). This is seen in pure system too. As time flows, the domains stop growing and the domain wall is pinned (Fig. 1 (e) - (h)) even at a low temperature. The introduction of a local static random field term changes the behaviour of the system completely in later time regime and renders the system in a disordered phase even at a

* suman.sinha.phys@gmail.com

† pradipta.mandal@gmail.com

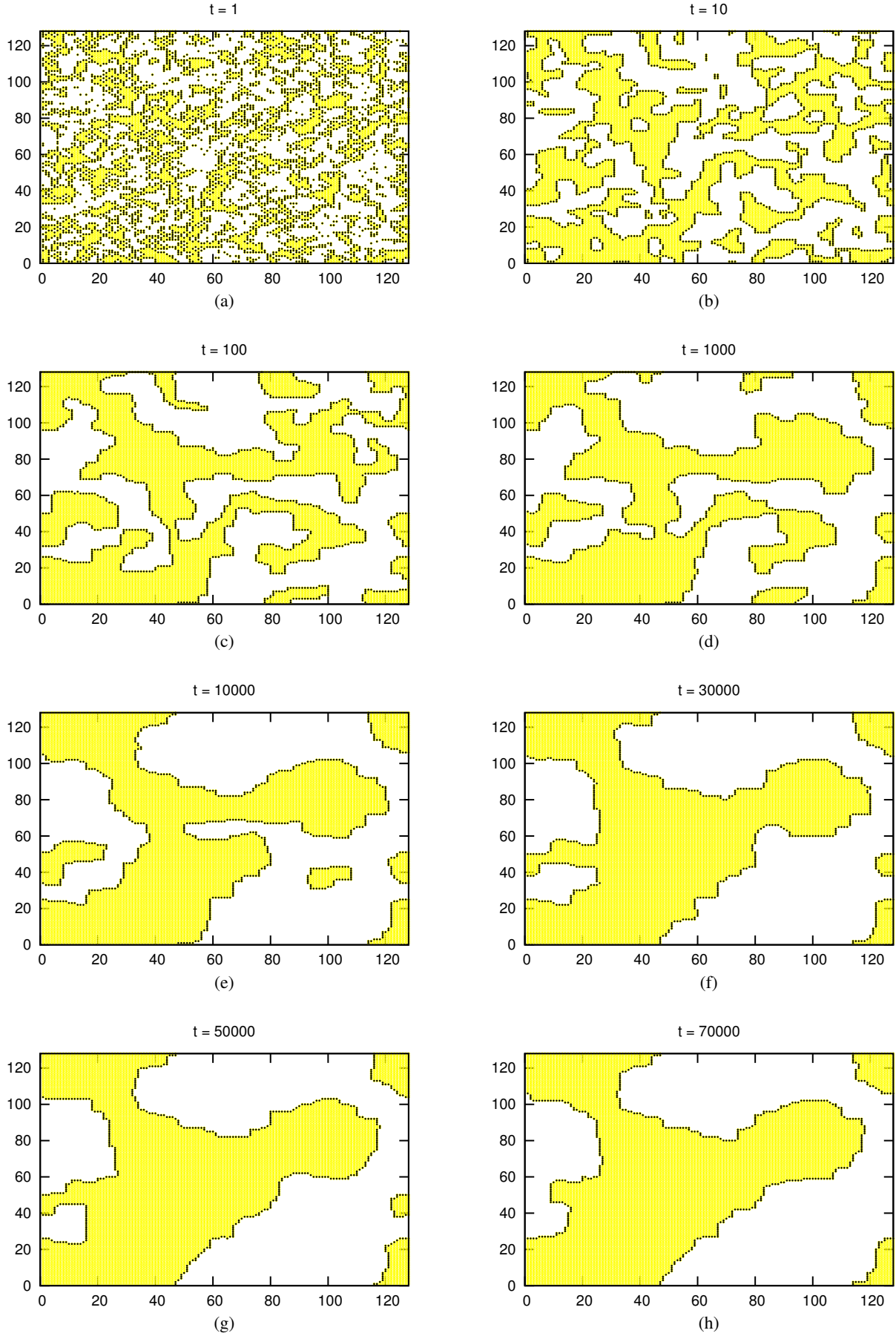


FIG. 1. (Color online) Time evolution of domains for a 128×128 system at $T = 0.50$. The strength of disorder is $\eta_0 = 1.0$. The yellow (grey) regions indicate domains of up spins.

very low temperature.

These disordered spin systems have been an active area of research for quite some time now [8–14]. The purpose of the present work is to study the disorder induced changes in the properties of these systems, with emphasis on the dynamical evolution of the domain growth, the order parameter and the spin-spin correlation functions in the non equilibrium region.

In most of the studies on RFIM, the domain size (or the cluster size) was determined in terms of the fluctuations of the magnetization [15–19]. The fluctuations in magnetization is only a measure of domain size, not the actual domain size. In this work, we have measured the actual domain size by Hoshen-Kopelman algorithm [20]. The method of determining cluster size by Hoshen-Kopelman algorithm allows us to make a more accurate study of its growth with time. Moreover, there are many ways in which the random fields could be chosen. In most of the studies, they were chosen to have a Gaussian distribution with some finite width σ , or to have values randomly $\pm h$ where h is a constant. Although, the interesting properties of RFIM are believed to be independent of the exact choice of the distribution which is a consequence of the phenomenon of universality [21]. In the present work, the random fields are chosen from a uniform distribution of varying strengths.

The rest of the paper is arranged as follows. Section II discusses the computational details and gives the definition of the thermodynamic quantities of our interest. Section III presents the results in detail. Finally in Section IV, we summarize our results.

II. THE MODEL AND ITS SIMULATION

As we have mentioned that the external magnetic field H_{ext} has been set to zero in the present work, the Hamiltonian reduces to

$$H = -J \sum_{\langle ij \rangle} s_i s_j + \sum_i \eta_i s_i \quad (2)$$

In the present study, η_i is drawn from a uniform distribution of varying strengths. The first term of the Hamiltonian (2) is the usual exchange interaction term while the second term represents the interaction of the random field with the spin. We call this term the pinning interaction term since this term is responsible for domain wall pinning. We have performed the simulations at a finite temperature $T = 0.50$, well below the critical temperature of $2d$ zero field Ising model and on a square lattice of size 256×256 which can be considered as a reasonably large lattice size for the purpose of our investigation. We have chosen Metropolis algorithm [22] to simulate the system. Periodic boundary conditions (PBC) are used in the simulations.

The sizes of the domains (or clusters) are determined by Hoshen-Kopelman (HK) algorithm [20]. The general idea of the HK algorithm is that we scan through the

lattice looking for up spins (or down spins). To each up spin (or down spin) we assign a label corresponding to the cluster to which the up spin (or the down spin) belongs. If the up spin (or the down spin) has zero neighbours of same sign, then we assign to it a cluster label we have not yet used (it's a new cluster). If the up spin (or the down spin) has one neighbour of same sign, then we assign to the current spin the same label as the previous spin (they are part of the same cluster). If the up spin (or the down spin) has more than one neighbour of same sign, then we choose the lowest-numbered cluster label of the up spins (or the down spins) to use the label for the current spin. Furthermore, if these neighbouring spins have different labels, we must make a note that these different labels correspond to the same cluster. The HK algorithm is a very efficient cluster identification method for two-dimensional systems. The domain size corresponds to the number of spins enclosed by the boundary of a domain.

The time dependent ensemble average of magnetization, i.e., the order parameter has been defined as

$$M(\eta_0, t) = \langle \frac{1}{L^2} \sum_i s_i \rangle_t \quad (3)$$

where L is the linear size of the system and s_i is the spin at the site i . The angular bracket $\langle \dots \rangle_t$ indicates the ensemble average at time t .

The time dependent ensemble average of the spin-spin correlation function is defined as

$$\psi_{ss}(\eta_0, l, t) = \langle s_i s_{i+l} \rangle_l \quad (4)$$

where l is the distance of separation between the spins. The angular bracket $\langle \dots \rangle_l$ indicates the ensemble average over the distance of separation between the spins while $\langle \dots \rangle_t$ indicates the same over time t .

The thermodynamic quantities of our interest are averaged over 50 independent simulations to improve the accuracy and the quality of the results.

III. RESULTS AND DISCUSSIONS

The dynamic evolution of the order parameter defined in Eq. (3) for different disorder strengths is shown in FIG. 2. It is seen from FIG. 2 that for weak disorder ($\eta_0 \leq 0.3$) the system reaches in a steady state after a certain time (here steady state means the fluctuations in order parameter is very small with time). For weak disorder, the system behaves more or less like a pure system. For larger disorder, the system takes longer time to reach in a steady state, i.e., the system relaxes, if at all, very slowly. The nature of the evolution of the order parameter strongly depends on the strength of the disorder. The early time behaviour of the dynamic evolution of the order parameter can be characterized by the following power law behaviour

$$M(\eta_0, t) \sim t^{\beta(\eta_0)} \quad (5)$$

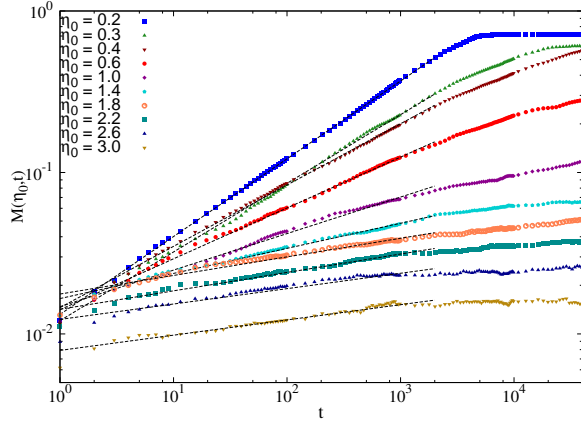


FIG. 2. (Color online) Plot of the time evolution of order parameter. The dashed lines represent the best linear fits according to the scaling law defined in Eq. (5)

where $\beta(\eta_0)$ is a disorder-strength-dependent exponent corresponding to the growth of the order parameter. The dependence of the power law exponent $\beta(\eta_0)$ on the disorder strength η_0 is shown in FIG. 3. The exponent $\beta(\eta_0)$

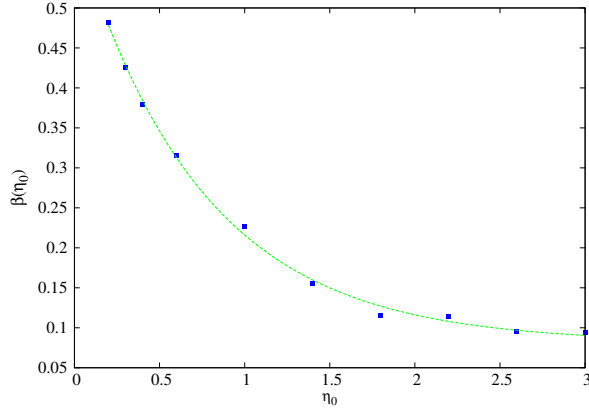


FIG. 3. (Color online) Variation of the exponent $\beta(\eta_0)$ with η_0 . The solid line indicates the best exponential fit to the data points.

falls off exponentially with the strength of the disorder η_0 as $\sim \exp(-\nu\eta_0)$ with $\nu = 1.3527 \pm 0.0730$. This is quite obvious. Two types of interactions, namely, the exchange interaction and the pinning interaction are present in the system. For larger disorder, spin flips are not favoured due to the presence of the pinning interaction term and consequently the domain walls get pinned, leaving the system in a disordered phase. As a result, the exponent $\beta(\eta_0)$ falls off sharply with η_0 .

What happens is that there is always a competition between the exchange interaction and the pinning interaction. Therefore it is interesting to observe the time evolution of the time-dependent ensemble average of the

exchange interaction defined as

$$\chi(\eta_0, t) = \left\langle \sum_{\langle ij \rangle} s_i s_j \right\rangle_t \quad (6)$$

as well as the time evolution of the time-dependent ensemble average of the normalized pinning interaction defined as

$$\Omega(\eta_0, t) = \left\langle \frac{1}{\eta_0} \langle s_i \eta_i \rangle \right\rangle_t \quad (7)$$

where the angular bracket $\langle \dots \rangle_t$ indicates the ensemble average at time t . FIG. 4 shows the dynamic evolution of the $\chi(\eta_0, t)$ and the $\Omega(\eta_0, t)$ respectively and it reveals

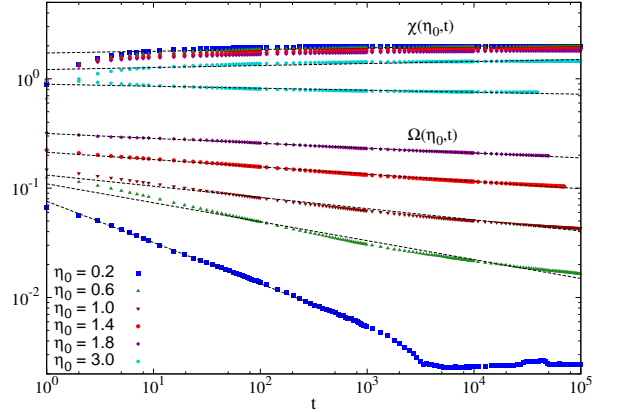


FIG. 4. (Color online) The time evolution of the exchange interaction $\chi(\eta_0, t)$ and the pinning interaction $\Omega(\eta_0, t)$ as defined in Eq. (6) and Eq. (7) respectively.

a striking feature. It is seen that the exchange interaction $\chi(\eta_0, t)$ remains almost same with time except at some initial time steps whereas the pinning interaction $\Omega(\eta_0, t)$ decays more rapidly except for very large disorder strength. The system evolves with time in such a way that the pinning interaction gets minimized. We would like to point out that this behaviour is characteristic to the RFIM and was not observed earlier to the best of our knowledge. For weak disorder, the system achieves the steady state with the flow of time resulting in the saturation of the pinning interaction and the exchange interaction as well. For disorder strengths lying in the intermediate range, the decay of pinning interaction strongly depends on the strength of the disorder. Now a natural question that arises is that how rapidly does the pinning interaction $\Omega(\eta_0, t)$ decay or how slowly does the exchange interaction $\chi(\eta_0, t)$ increase with the strength of the random field η_0 . According to the nature of the dynamic behaviour seen in FIG. 4, the power law dependence of the $\chi(\eta_0, t)$ and the $\Omega(\eta_0, t)$ with time has been proposed as

$$\begin{aligned} \chi(\eta_0, t) &\sim t^{\alpha_\chi(\eta_0)} \\ \Omega(\eta_0, t) &\sim t^{-\alpha_\Omega(\eta_0)} \end{aligned} \quad (8)$$

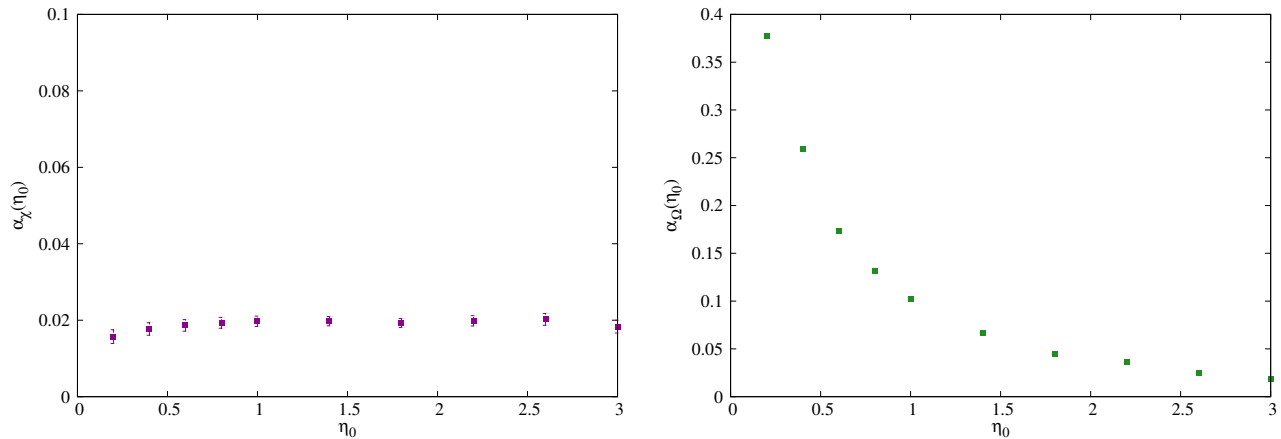


FIG. 5. (Color online) Variation of $\alpha_x(\eta_0)$ and $\alpha_\Omega(\eta_0)$ with η_0 .

where $\alpha_x(\eta_0)$ and $\alpha_\Omega(\eta_0)$ are two characteristic exponents which determine the nature of growth of the exchange interaction and the pinning interaction. The variation of these exponents with η_0 is shown in FIG. 5. The values of the exponent $\alpha_x(\eta_0)$ are very small and its variation with the strength of the disorder η_0 is negligible which indicate that $\alpha_x(\eta_0)$ is almost independent of η_0 . On the other hand, the variation of the exponent $\alpha_\Omega(\eta_0)$ with η_0 is noticeable and $\alpha_\Omega(\eta_0)$ decreases rapidly with η_0 and tends to saturate for very large values of η_0 . These results confirm our earlier observation on the time evolution of the exchange interaction and the pinning interaction.

Next we focus our attention on the study of spin-spin correlation functions defined by Eq. (4). The spin-spin correlation functions $\psi_{ss}(\eta_0, l)$ for different strengths of disorder at different times t are shown in FIG. 6. It is seen from FIG. 6 that the system is being correlated with time. For weak disorder, the system possesses long-range order after long time evolution. As time progresses the pinning interaction gets minimized and then saturates for weak disorder while the exchange interaction remains almost unchanged. Thus short-range order at the early time regime and long range order at later time regime are being established in the system. This is why, we obtained a large value of the exponents $\beta(\eta_0)$ and $\alpha_\Omega(\eta_0)$ for weak disorder strengths. For strengths of disorder lying in the intermediate range, no long range order is seen to develop and short range order is being developed with time in the system. Exchange interaction never wins over pinning interaction to establish long range order in the system. Due to this short-range order, there forms small domains in the system initially and as time elapses, these small domains “evaporate” to form a large domain. However, the presence of random fields prevents the system from growing into a single domain even at a low temperature. For very large disorder (≥ 2.6), neither short range order nor long range order prevails in the system

and the system remains in a complete disordered phase.

Now we present the results of the domain growth with time. Domain growth in quenched non equilibrium systems is a widely studied topic [23]. Monte Carlo simulations have been carried out [24–27] to obtain numerically the time evolution of these domains, and to compare the results with theory [28–31]. We concentrate on the growth of the largest domain and it is plotted in FIG. 7. The growth of the largest domain can be characterized by the following power law behaviour :

For $\eta_0 \leq 0.3$

$$\begin{aligned} \Lambda(\eta_0, t) &= t^{\mu(\eta_0)} & t \ll t_{\times 1} \\ \Lambda(\eta_0, t) &= t^{\nu(\eta_0)} & t_{\times 1} \ll t \ll t_{\times 2} \\ \Lambda(\eta_0, t) &= \eta_0^\sigma & t \gg t_{\times 2} \end{aligned} \quad (9)$$

For $\eta_0 > 0.3$

$$\Lambda(\eta_0, t) = t^{\mu(\eta_0)} \quad (10)$$

where $\mu(\eta_0)$ is a disorder-strength-dependent exponent corresponding to the growth of the largest domain at the early time regime. The variation of the exponent $\mu(\eta_0)$ with η_0 is shown in FIG. 8. The exponent $\mu(\eta_0)$ falls off exponentially with the strength of disorder η_0 as $\sim \exp(-\gamma\eta_0)$ with $\gamma = 1.9276 \pm 0.1409$. It is to be noted that although the order parameter exponent and the growth exponent falls off exponentially with the strength of disorder, the values of the exponents are different and the fall of $\mu(\eta_0)$ is faster than that of $\beta(\eta_0)$.

IV. SUMMARY AND CONCLUSION

We conclude the paper with a summary of our results. This paper has attempted to consider some aspects of the non equilibrium behaviour of the 2d random-field Ising model numerically at a low temperature. As

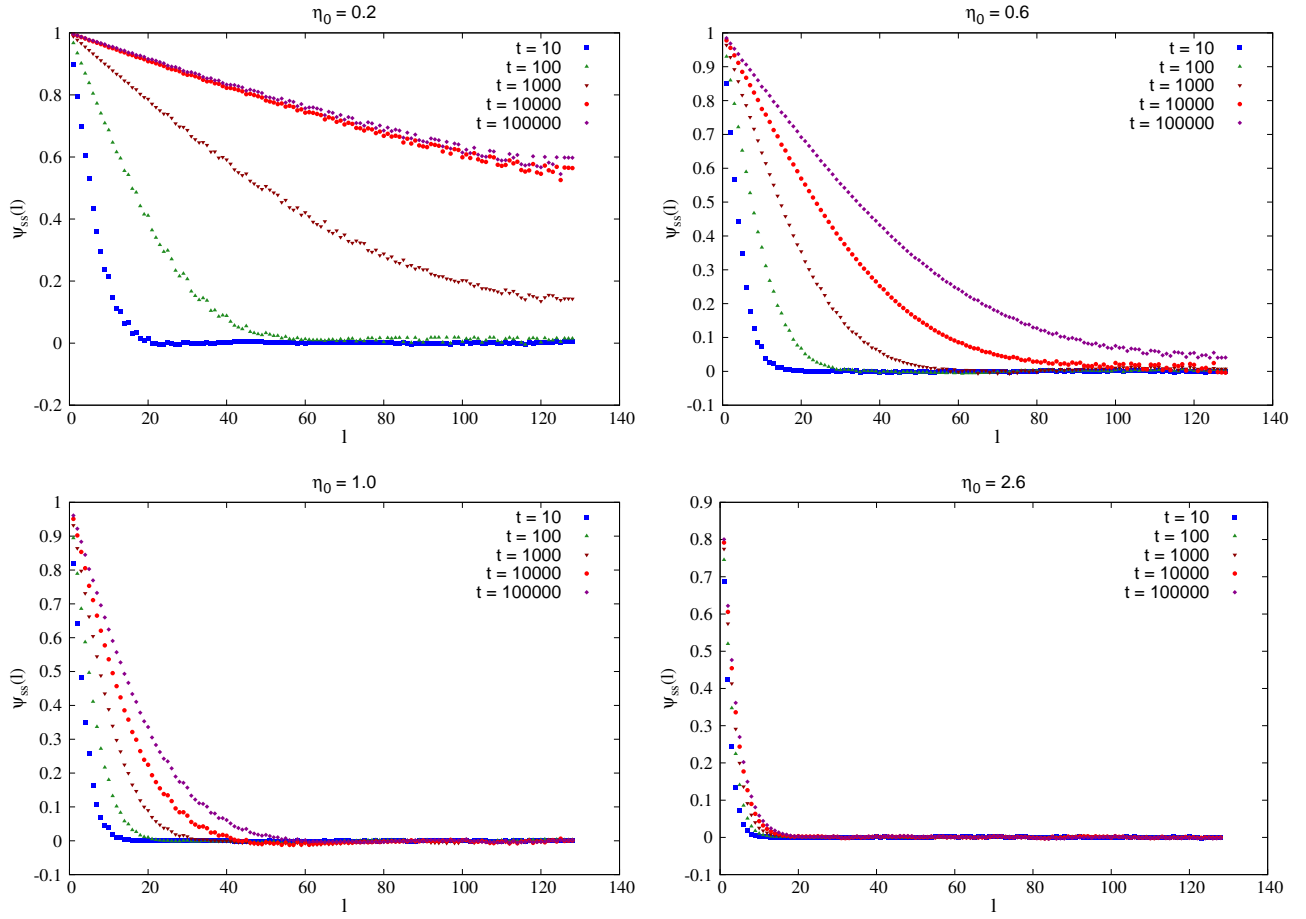


FIG. 6. (Color online) Plot of $\psi_{ss}(\eta_0, l)$ against l for different disorder strengths at different times.

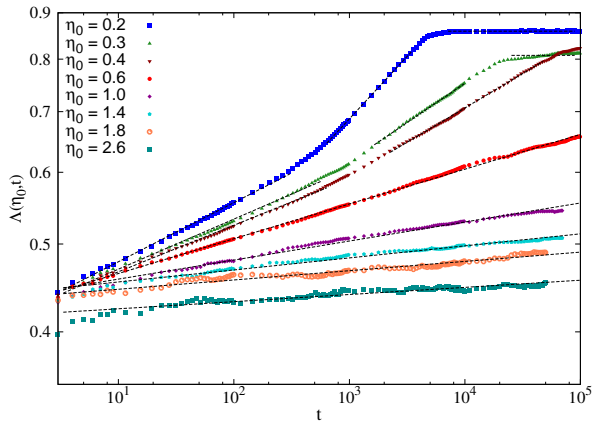


FIG. 7. (Color online) Plot of the growth of the largest domain of the system with time. The dotted lines represent the best linear fit to the data points.

seen in the preceding Sections, the RFIM exhibits a variety of behaviour depending on the strength of the random field. The dynamic evolution of order parameter

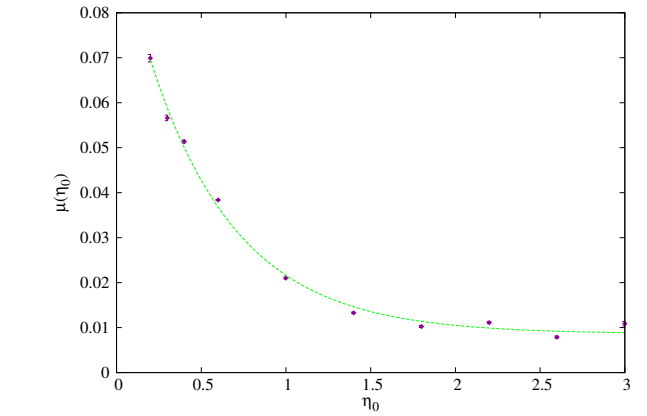


FIG. 8. (Color online) Plot of the exponents $\mu(\eta_0)$ with disorder strength η_0

shows a power-law growth at the early time regime with a disorder-dependent exponent. we find from the study of spin-spin correlation functions that the RFIM shows short-range order, long-range order and no order at all,

each of which occurs in a restricted range of random field strength. This observation suggests the possibility of existence of a critical field strength up to which the domain size can grow until it reaches a maximum. However, a more detailed study is required to make a definite statement in this regard. We mention in passing that [32] has shown the existence of critical Gaussian random field above which the geometrical clusters have a finite extent and below which they are percolating. It was shown that the system evolves with time in such a way that the pinning interaction gets minimized whereas the exchange interaction remains almost unchanged. Except for very weak disorder, exchange interaction never wins over pinning interaction to establish long range order. This is because a small random field η_i can be looked upon as another “spin” in the environment of s_i ,

rather than a pinning force. The domain growth in this quenched non equilibrium system reveals that its relaxation breaks into several distinct time regimes for small random fields. Above a threshold, the dynamic evolution of domain exhibits a power-law growth with a disorder-dependent exponent. Recently, Corberi *et. al.* [33] also found that the domain growth shows a power law scaling with a disorder dependent exponent in preasymptotic regime.

V. ACKNOWLEDGEMENTS

One of the authors (SS) acknowledges support from the UGC Dr. D. S. Kothari Post Doctoral Fellowship under grant No. F.4-2/2006(BSR)/13-398/2011(BSR).

-
- [1] Y. Imry and S. K. Ma, Phys. Rev. Lett **35**, 1399 (1975).
 - [2] D. P. Belanger, A. R. King and V. Jaccarino, Phys. Rev. B **31**, 4538 (1985); Phys. Rev. Lett. **54**, 577 (1985).
 - [3] G. Grinstein and D. Mukamel, Phys. Rev. B **27**, 4503 (1983).
 - [4] J. Z. Imbrie, Phys. Rev. Lett **53**, 1747 (1984).
 - [5] M. Aizenman and J. Wehr, Phys. Rev. Lett **62**, 2503 (1989); **64**, 1311 (1990).
 - [6] J. Brimont and A. Kupiainen, Phys. Rev. Lett **59**, 1829 (1987).
 - [7] D. Spasojevic, S. Janicevic and M. Knezevic, Phys. Rev. Lett **106**, 175701 (2011).
 - [8] D. Spasojevic, S. Janicevic and M. Knezevic, Phys. Rev. E **84**, 051119 (2011).
 - [9] M. Tissier and G. Tarjus, Phys. Rev. Lett **107**, 041601 (2011).
 - [10] R. L. C. Vink, T. Fischer and K. Binder, Phys. Rev. E **82**, 051134 (2010).
 - [11] B. Cerruti and E. Vives, Phys. Rev. E **80**, 011105 (2009).
 - [12] N. J. Zhou, B. Zheng, and Y. Y. He, Phys. Rev. B **80**, 134425 (2009).
 - [13] F. Colaiori *et. al.*, Phys. Rev. Lett. **92**, 257203 (2004).
 - [14] R. Paul, G. Schehr, and H. Rieger, Phys. Rev. E **75**, 030104(R) (2007).
 - [15] S. R. Anderson, Phys. Rev. B **36**, 8435 (1987).
 - [16] E. T. Gawlinski, K. Kaski, M. Grant, and J. D. Gunton, Phys. Rev. Lett. **53**, 2266 (1984).
 - [17] E. T. Gawlinski, S. Kumar, M. Grant, and J. D. Gunton, and K. Kaski, Phys. Rev. B **32**, 1575 (1985).
 - [18] D. Chowdhury and D. Stauffer, Z. Phys. B **60**, 249 (1985).
 - [19] A. Sadiq and K. Binder, J. Stat Phys. **35**, 517 (1984).
 - [20] H. Hoshen and R. Kopelman, Phys. Rev. B **14**, 3438 (1976).
 - [21] Monte Carlo methods in Statistical Physics, edited by M. E. J. Newman and G. T. Barkema, (Clarendon, Oxford, 1999).
 - [22] N. Metropolis *et. al.*, J. Chem. Phys. **21**, 1087 (1953)
 - [23] A. J. Bray, Adv. Phys. **43**, 357 (1994).
 - [24] D. Stauffer, C. Hartztein, K. Binder and A. Aharony, Phys. Condens. Matter **55**, 325 (1984).
 - [25] M. Grant and J. D. Gunton, Phys. Rev. B **29**, 1521 (1984).
 - [26] E. Pytte and J. F. Fernandez, Phys. Rev. B **31**, 616 (1985).
 - [27] J. L. Cambier and M. Nauenberg, Phys. Rev. B **34**, 7998 (1986).
 - [28] J. Villain, Phys. Rev. Lett **52**, 1543 (1984).
 - [29] G. Grinstein and J. R. Fernandez, Phys. Rev. B **29**, 6389 (1984).
 - [30] H. Yoshisawa and D. P. Belanger, Phys. Rev. B **30**, 5220 (1984).
 - [31] R. Bruinsma and G. Aeppli, Phys. Rev. Lett **52**, 1547 (1984).
 - [32] L. Kornyei and F. Igloi, Phys. Rev. E **75**, 011131 (2007).
 - [33] F. Corberi *et. al.*, Phys. Rev. E **85**, 021141 (2012).