

# **PROPAGATION OF SHOCK WAVES IN A MAGNETO VISCOUS MEDIUM**

R K Anand, Harish C Yadav and Manoj K Mishra

Department of Physics, University of Allahabad, Allahabad-211002, India

Email: anand.raj कुमार@rediffmail.com

## **ABSTRACT**

Recently the authors [Phys. Scr. 83 (2011) 065402] have studied the entropy production in a viscous medium due to the propagation of shock waves. In the present paper, a theoretical model has been developed for a more realistic problem that deals with the study of entropy production due to propagation of shock waves in a viscous medium under the effect of a static magnetic field, for the cases of plane, cylindrical and spherical symmetry of the shock. Exact solutions for the flow variables have been discovered and their numerical estimations in the shock transition region have been analyzed with respect to static magnetic field, shock symmetry, shock strength, and specific heat ratio.

## **I. INTRODUCTION**

The influences of dissipation effects on the propagation phenomena of shocks and on the resultant fields have relevant importance for solving many engineering problems in the field of astrophysics and space science research. However, such problems are very complex especially when viscous, heat conduction and radiation effects are taken into account. The basic idea of the shock wave is given by equation for a viscous fluid admit the existence of discontinuous solution describing shock waves. Considering classical point source model introduced by Taylor [1] and Von-Newman [2], sudden release of large amount of energy in a very confined space can be assumed to take place at a point, along a straight line and in a plane, in an infinitely expended space such that the originated shock wave propagates spherically, cylindrically and perpendicular to a plane respectively into an undisturbed medium. Due to external pressure of the medium the strength of shock wave gets reduced until it becomes a pressure pulse of infinitesimal strength. At the initial stage medium is highly compressed and heated up by the shocks which in turn leads to extremely high pressure and temperature. The flow parameters are connected by finite difference equations in viscous flow regions. It follows from conservation laws that the entropy of the fluid also undergoes an increase at the discontinuities. The increase in the entropy across a shock wave is determined only by the conditions conservation of mass, momentum and energy and by the thermodynamic properties of the fluid, and is entirely independent of the dissipative mechanisms causing this increase.

The existence of shock waves in gas dynamics flow field introduces free boundary discontinuities into physical parameters of the system. Such discontinuities cause considerable analytic as well as numerical complications in the treatment of gas dynamics problems. A method for avoiding such difficulties, particularly for numerical calculation, has been developed by Richmyer and Von Neumann [3]. They observed that the addition of a particular like term into gas dynamics equation could lead to continuous shock flow in which the finite thickness of discontinuities at the shock wave removed and replaced by a region in which physical parameters changed rapidly and smoothly.

Appreciable amount of work [4-14] have been done to study the propagation of shock waves in viscous fluids. Landau and Lifshitz [15] investigated the weak shock waves with respect the small changes in the flow variables. Zel'dovich and Raizer [16] have studied the entropy production in a viscous medium for the one dimensional, plane shocks only and also gave an analytical model for the shock process with effects of viscosity and heat conduction based on Huguenot curves [17]. Recently, Bouras et al [18-19] have studied the relativistic shock waves in a viscous gluon matter and solved the relativistic Riemann problem using a microscopic parton cascade. The internal structure and thickness of thin transition layer representing the shock wave across which the gas undergoes transition from the initial to the final state, we refer to this layer as a shock front. In this layer the density, the pressure and the velocity of fluid change as entropy increases. The increase in entropy indicates that there is dissipation of mechanical energy and that an irreversible conversion of mechanical energy into heat takes place in the transition layer. The dissipative processes of viscosity (internal friction) and heat conduction are attributable to the molecular structure of a fluid. Such processes create an additional, non-hydrodynamic transfer of momentum and energy, and result in non-adiabatic flow and in the thermodynamically irreversible transformation of mechanical energy into heat. Viscosity and heat conduction appear only when there are large gradients in the flow variables within a shock front. Zel'dovich and Raizer [16] considered viscosity and heat conduction principally from point of view of their effects on the internal structure of the shock front in fluids. The shocks are frequently used in the thermonuclear fusion, synthesizing materials, phenomenon of sonoluminescence and medical sciences especially in the treatment of cancer, blood tumor, stones in the human body (lithotripsy), pancreatic and salivary stones, and also in orthopedics [20-24].

The authors [25] have studied the entropy production due to the propagation of shock waves in the one-dimensional flow of a viscous gas in a coordinate system in which the shock front is at rest. In Ref [25] the authors accounted for the viscosity and neglected the heat conduction. However, more real problem must include the study of dissipation effects on the propagation of shock waves not only due to viscosity of the fluid but also due to the presence of magnetic field, gravitation field etc. Present paper, is a theoretical attempt to study the dissipation effects on the propagation of shock waves in a viscous

medium under the effect of a static magnetic field. Our paper is arranged as follows, after this introductory section, in section II we formulated our problem to study the dissipation effects on propagation of shocks in a viscous medium under the effect of a static magnetic field. In section III, we discovered the exact solutions for the flow variables, i.e. the particle velocity ( $\eta$ ), the temperature ratio ( $T/T_o$ ) and the entropy production ( $\Delta S/R$ ) with respect to the scaled distance ( $r/\lambda_o$ ) that give estimation of shock front thickness. In section IV, we performed numerical estimations of the flow variables with different shock symmetries ( $\alpha = 0,1,2$ ), shock strengths ( $M$ ), static magnetic fields ( $H_o$ ), and specific heat ratio ( $\gamma$ ) using MATLAB codes. Then we discussed our results. Finally section V, gives brief conclusion on the work presented in this paper.

## II. FORMULATION OF THE PROBLEM

Appreciable amount of work related to the study of entropy production in a viscous medium due to the propagation of shocks have been reported in past. However here we consider more realistic problem to discover how the presence of a static-magnetic field affects the entropy production in a viscous medium due to the propagation of shock waves. Consideration of magneto-viscous medium is of relevance in many real space science problems. The state of thermodynamic properties can be defined in terms of its particle velocity, density and pressure as a function of position coordinates and time. These functions are defined by differential equations that describe the general laws of conservation of mass, momentum and energy. We shall ignore gravitational effect and thermal conductivity. The fundamental non-relativistic Navier-Stokes equations governing the conservation of mass, momentum and energy in a magneto-viscous flow can be written as,

$$\frac{\partial \rho}{\partial t} + u \frac{\partial \rho}{\partial r} + \rho \left( \frac{\partial u}{\partial r} + \frac{\alpha u}{r} \right) = 0 \quad (1)$$

$$\frac{\partial(\rho u)}{\partial t} + \frac{\partial(\rho u^2 + P - q)}{\partial r} + H \frac{\partial H}{\partial r} + \frac{H^2}{r} = 0 \quad (2)$$

$$\frac{\partial[\rho E + (\rho u^2 / 2)]}{\partial t} + \frac{\partial[(P u \gamma) / (\gamma - 1) + \rho(u^3 / 2) - q u]}{\partial r} = 0 \quad (3)$$

$$\frac{\partial H}{\partial t} + u \frac{\partial H}{\partial r} + H \frac{\partial u}{\partial r} + \frac{H u}{r} = 0, \quad (4)$$

where  $\rho$ ,  $u$ ,  $q$ ,  $E$ ,  $H$ ,  $P$ ,  $t$  and  $r$  are density, particle velocity, viscous stress tensor, internal energy per unit mass, static magnetic field, pressure, time coordinate and position coordinate with respect to origin in the direction normal to the shock front, respectively. The coefficient  $\alpha$  determines the symmetry of shocks

in a medium under consideration and takes on values,  $\alpha = 0$ ,  $\alpha = 1$  and  $\alpha = 2$  for a plane, cylindrically and spherically shock wave. Viscous stress tensor ( $q$ ) is given by,

$$q = (4/3)\mu(du/dr), \quad (5)$$

where  $\mu$  is the coefficient of viscosity. For simplicity it is assumed that  $\mu$  is independent of temperature,  $r$  is the position coordinate with respect to origin in the direction normal to the shock front and  $\gamma$  is the ratio of specific heats i.e.,  $\gamma = c_p/c_v$ .

In a coordinate system with stationary shock front, the shock strength is practically unchanged during the small time interval  $\Delta t$  required to travel a distance of the order of the shock front thickness, so in the flow equations (1-4) the term containing the partial derivative with respect to time ( $\partial/\partial t$ ) can be dropped and the partial derivative ( $\partial/\partial r$ ) can be replaced by the total derivative ( $d/dr$ ), hence flow equations (1-4) can be written as

$$u \frac{d\rho}{dr} + \rho \left( \frac{du}{dr} + \frac{\alpha u}{r} \right) = 0 \quad (6)$$

$$\frac{d(\rho u^2 + P - q)}{dr} + H \frac{dH}{dr} + \frac{H^2}{r} = 0 \quad (7)$$

$$\frac{d[(P u \gamma)/(\gamma - 1) + \rho(u^3/2) - qu]}{dr} = 0 \quad (8)$$

$$u \frac{dH}{dr} + H \frac{du}{dr} + \frac{H u}{r} = 0. \quad (9)$$

The caloric equation [26] of the state of the medium is assumed as,

$$E = P/[\rho(\gamma - 1)], \quad (10)$$

where  $E$  is the internal energy per unit mass.

The boundary conditions on the solution of these differential equations (6-9) requires the gradient of flow variables to vanish ahead of the shock front (at  $r = +\infty$ ) and behind the shock front (at  $r = -\infty$ ). With these limits, the initial flow variables designated by subscript 'o' are  $P_o, \rho_o, u_o$  and final flow variables with no subscript are  $P, \rho, u$ . If shock front is moving with velocity  $U$ , then in coordinate system fixed with shock front, the initial particle velocity  $u_o$  will be,

$$u_o = U. \quad (11)$$

### III. EXACT SOLUTION FOR FLOW VARIABLES

To study the variation of flow variables with space coordinate we need to solve equations (6-9) using boundary condition (11) in equilibrium condition. To do this we integrate equation (6-9) which gives,

$$\rho = (\rho_o U) / [u(1 + \alpha \log r)] \quad (12)$$

$$P = P_o + q + \rho_o U^2 - \rho u^2 - H^2 / 2 - H^2 \log r \quad (13)$$

$$Pu[\gamma / (\gamma - 1)] + \rho(u^3 / 2) - qu = P_o U[(\gamma / (\gamma - 1)) + \rho_o U^3 / 2] \quad (14)$$

$$H = (H_o U) / [u(1 + \alpha \log r)] \quad (15)$$

Using equation (15) for  $H$  in equation (13) and then using equations (12 and 13) for  $\rho$  and  $P$ , respectively in equation (14), we get,

$$\begin{aligned} & \rho_o U^2 + p_o + H_o^2 / 2 + q / \gamma - (\rho_o U u) / (1 + \alpha \log r) - [H_o^2 U^2 (1 + 2 \log r)] / [2 u^2 (1 + \alpha \log r)^2] \\ & + [\rho_o U u (\gamma - 1)] / [2 \gamma (1 + \alpha \log r)] - (p_o U) / u - [\rho_o U^3 (\gamma - 1)] / (2 u \gamma) = 0 \end{aligned} \quad (16)$$

Let us introduce two new dimensionless quantities called particle velocity ( $\eta$ ) and the shock strength ( $M$ ), as

$$\eta = u / U \quad \text{and} \quad M = U / c_o, \quad (17)$$

where,  $c_o$  is the speed of sound in the unperturbed state.

Using equation (5) and (17) in equation (16), we get,

$$\begin{aligned} & [(\gamma + 1) / 2] \eta^3 - [(1 + \alpha) \{ \gamma + M^{-2} + H_o^2 / (2 p_o M^2) \}] \eta^2 + [(1 + \alpha)(M^{-2} + (\gamma - 1) / 2)] \eta + \\ & [3(1 + \alpha) H_o^2] / (8 p_o M^2) = [(4 / 3) \mu (1 + \alpha) / M (\gamma p_o \rho_o)^{1/2}] \eta^2 d\eta / dr \end{aligned} \quad (18)$$

Defining coefficients,

$$\begin{aligned} a &= (\gamma + 1) / 2, \\ b &= -[(1 + \alpha) \{ \gamma + M^{-2} + H_o^2 / (2 p_o M^2) \}] / 3, \\ c &= [(1 + \alpha)(M^{-2} + (\gamma - 1) / 2)] / 3, \\ d &= [3(1 + \alpha) H_o^2] / (8 p_o M^2) \\ e &= [(4 / 3) \mu (1 + \alpha) / M (\gamma p_o \rho_o)^{1/2}] \end{aligned} \quad (19)$$

Thus, equation (18) can be written as,

$$a\eta^3 + 3b\eta^2 + 3c\eta + d = e\eta^2 d\eta / dr \quad (20)$$

Since outside the transition region, there is no gradient in the flow variables in the equilibrium state. Therefore in equilibrium state we can write

$$d\eta / dr = 0 \quad \text{with} \quad \eta = \eta_{eq}$$

With this equilibrium condition, equation (20) becomes a cubic equation with respect to particle velocity in equilibrium  $\eta_{eq}$ . For obtaining real solutions we put cubic equation in the form,

$$Z^3 + 3FZ + G = 0 \quad (21)$$

where,

$$Z = a \eta_{eq} + b, \quad F = a c - b^2, \quad G = a^2 d - 3a b c + 2 b^3 \quad (22)$$

Defining,

$$\tan \phi = -K / G,$$

where,

$$G^2 + 4F^3 = -K^2 \quad (23)$$

the algebraic solutions of equation (21) using cordon's method are,

$$\eta_{eq} = \eta_1 = 2(-F)^{1/2} \cos(\phi/3), \quad \eta_{2,3} = -2(-F)^{1/2} \cos[(\pi \pm \phi)/3] \quad (24)$$

The three roots, given by equation (24), will be real if the condition given by equation (25) is satisfied,

$$G^2 + 4F^3 < 0. \quad (25)$$

with the aid of condition (25) and equation (24), we can numerically compute the particle velocity corresponding to equilibrium state at which there is no gradient in the flow variables.

Let us choose the origin at the point of inflection of velocity profile. The point of inflection is obtained by using,  $d^2\eta/dr^2 = 0$  into equation (20) which again gives a cubic equation given as,

$$\eta_{in}^3 + 3F'\eta_{in} + G' = 0 \quad (26)$$

where,

$$F' = -c/a, \quad G' = -2d/a. \quad (27)$$

Defining,  $\tan \phi' = -K' / G'$ , where,  $G'^2 + 4F'^3 = -K'^2$  the algebraic solutions of equation (26) using cordon's method are,

$$\eta_{in} = \eta'_1 = 2(-F')^{1/2} \cos(\phi'/3), \quad \eta'_{2,3} = -2(-F')^{1/2} \cos[(\pi \pm \phi')/3] \quad (28)$$

The three roots given by equation (28) are real if condition  $G'^2 + 4F'^3 < 0$  is satisfied.

With this condition and equation (28), we can compute the inflection points at the velocity profile.

On integration equation (20) yields an analytic solution for  $r$  given as,

$$r = (e/a) [A \log \{(\eta - \eta_1)/(\eta'_{in} - \eta_1)\} + B \log \{(\eta - \eta_2)/(\eta'_{in} - \eta_2)\} + C \log \{(\eta - \eta_3)/(\eta'_{in} - \eta_3)\}] \quad (29)$$

where,

$$A = \eta_1^2 / (\eta_1 - \eta_2)(\eta_1 - \eta_3), \quad B = \eta_2^2 / (\eta_2 - \eta_3)(\eta_2 - \eta_1), \quad C = \eta_3^2 / (\eta_3 - \eta_1)(\eta_3 - \eta_2)$$

This solution (29) does not have any characteristic length that could serve as a scale for the thickness of the shock front. This scale appears when the molecular structure of the gas in terms of viscosity is taken

into account. It is the molecular mean free path, which serves as a measure of width of the shock front. The mean free path  $\lambda_o$  is given by [27],

$$\lambda_o = (\mu / \rho_o c_o) (\pi \gamma / 2)^{1/2} \quad (30)$$

where  $c_o = (\gamma P_o / \rho_o)^{1/2}$  thus, equation (30) becomes

$$\lambda_o = \mu [\pi / (2 P_o \rho_o)]^{1/2} \quad (31)$$

Now, we can measure  $r$  and  $r/\lambda_o$  from equations (29) and (31).

For the calculation of temperature ratio we have to use conservation of energy equation (14). Using equations (14) and (20), we can write temperature ratio across the shock front as

$$\begin{aligned} T/T_o = 1 + \alpha + (\gamma-1)M^2 [\gamma\eta^2 / 2 - (1+\alpha)(\gamma + M^{-2} + H_o^2 / 2 p_o M^2)\eta + \\ (1+\alpha)(M^{-2} + \gamma / 2) + 3(1+\alpha)H_o^2 / 8 p_o M^2 \eta] \end{aligned} \quad (32)$$

Equation (32) also shows that temperature ratio depends on the particle velocity, while from equation (29) we see that particle velocity depends on scaled distance ( $r/\lambda_o$ ). Hence from equation (32) we can study the variations of temperature ratio with respect to scaled distance.

Further the entropy production across the shock front is given by,

$$(\Delta S/R)_\eta = (\gamma-1)^{-1} \log(T/T_o) - \log(\rho / \rho_o) . \quad (33)$$

Substituting the expression for the temperature ratio ( $T/T_o$ ) into equation (33) we get,

$$\begin{aligned} (\Delta S/R)_\eta = (\gamma-1)^{-1} \log [1 + \alpha + (\gamma-1)M^2 \{\gamma\eta^2 / 2 - (1+\alpha)(\gamma + M^{-2} + H_o^2 / 2 p_o M^2)\eta + \\ (1+\alpha)(M^{-2} + \gamma / 2) + 3(1+\alpha)H_o^2 / 8 p_o M^2 \eta\}] + \log \eta \end{aligned} \quad (34)$$

The equations (32) and (34) give the value of temperature ratio and entropy production respectively at the point signified by  $\eta$ .

#### IV. RESULTS AND DISCUSSIONS

In this section we have plotted the analytic solutions for the different flow variables i.e. the particle velocity ( $\eta$ ), the temperature ratio ( $T/T_o$ ) and the entropy production ( $\Delta S/R$ ) with respect to scaled distance ( $r/\lambda_o$ ) in a magneto-viscous medium under the effect of plane ( $\alpha = 0$ ), cylindrically ( $\alpha = 1$ ) and spherically ( $\alpha = 2$ ) propagating shocks, and attempted to explore the effects of magnetic field ( $H$ ) and symmetry of shocks on these flow variables. For plotting we have taken different values of magnetic fields, specific heat ratio  $\gamma = 1.28, 1.40, 1.68$ , shock strength  $M = 2, 5, 10$ , initial pressure  $P_o = 1$  bar, initial density  $\rho_o = 1.20 \text{ Kg/m}^3$ , and viscosity coefficient  $\mu = 15 \times 10^{-6} \text{ pascal sec}$ . From equation (29) it is

clear that  $\eta$  is a function of  $r$ , and equation (34) shows  $\Delta S / R$  is a function of  $\eta$ , therefore  $\eta$  also gives the distribution of entropy produced.

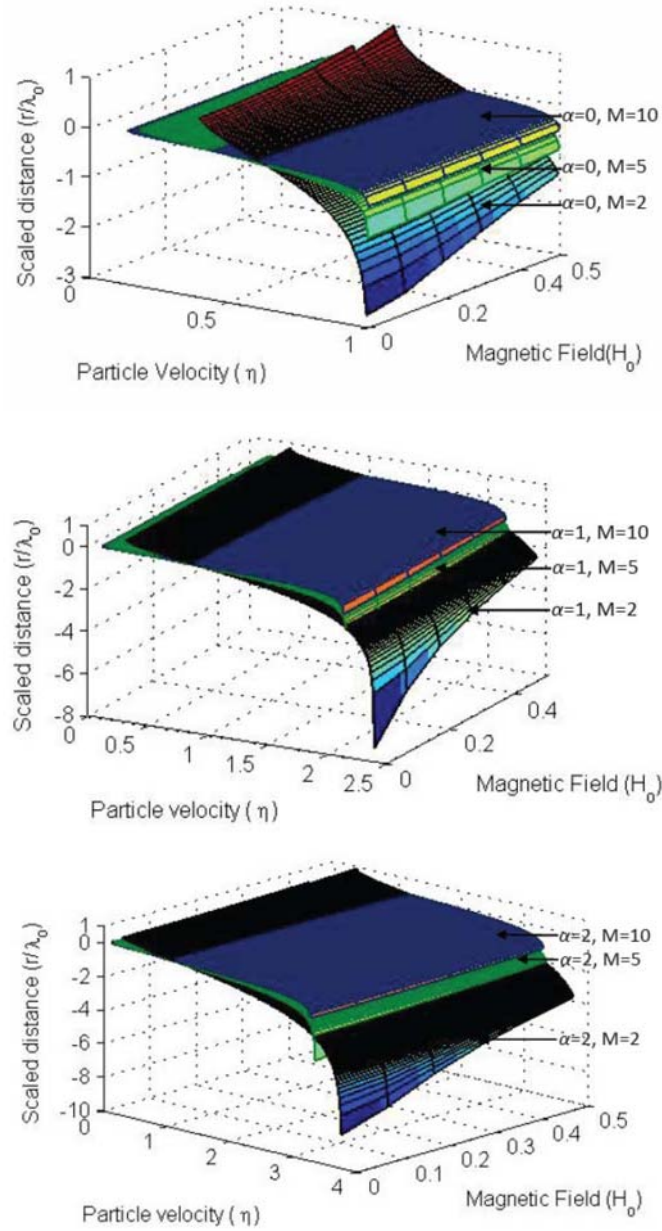
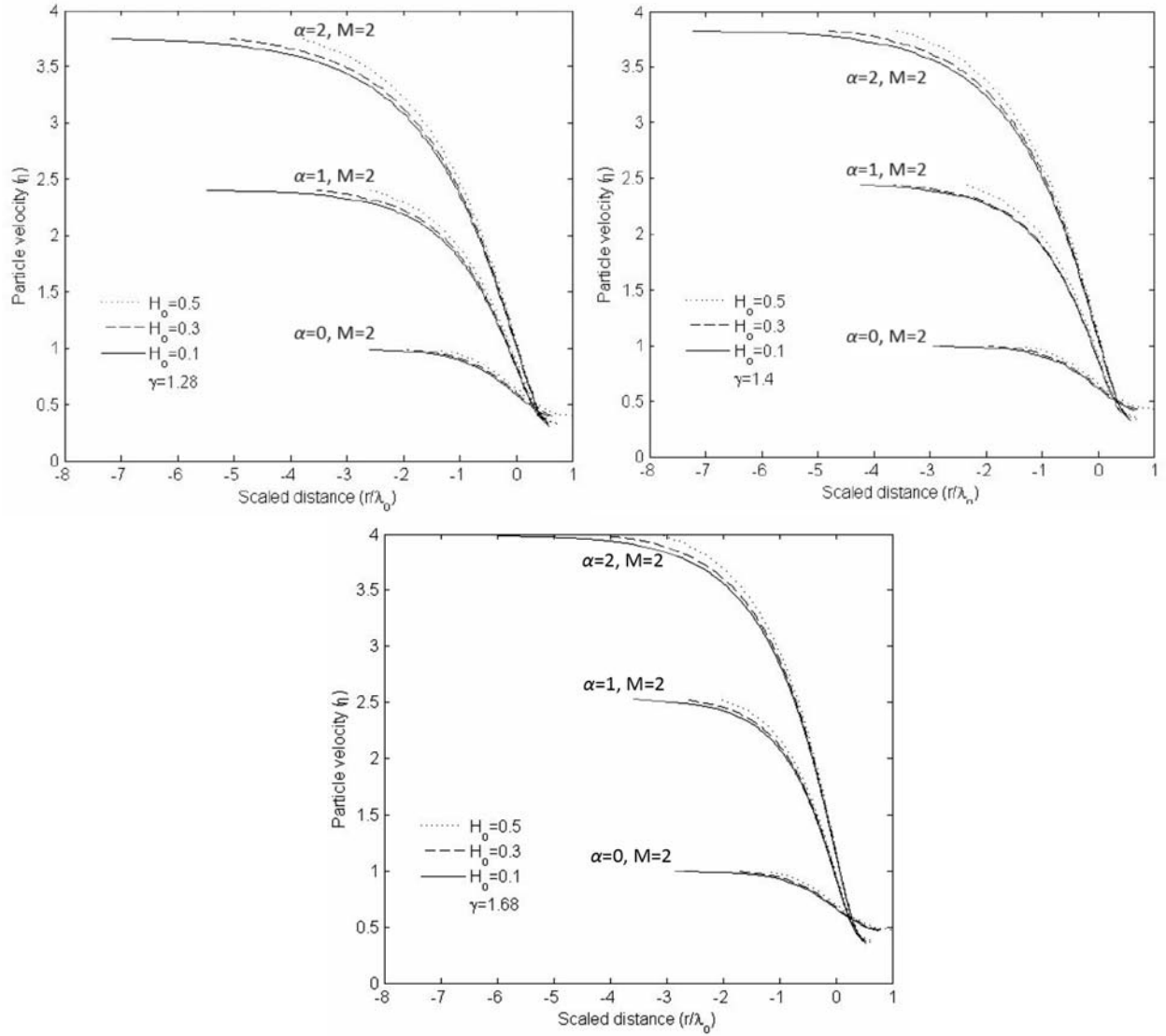


Figure 1 Variations of particle velocity ( $\eta$ ) with respect to scaled distance ( $r/\lambda_0$ ) and magnetic field for the fixed values of  $\gamma = 1.28$ ,  $P_0 = 1$  bar, initial density  $\rho_0 = 1.20 \text{ kg/m}^3$ , viscosity coefficient  $\mu = 15.0 \times 10^{-6}$  pascal sec and shock strength  $M=2, 5, 10$  for plane ( $\alpha=0$ ), cylindrical ( $\alpha=1$ ) and spherical shock ( $\alpha=2$ ) waves.

Fig 1 shows the variation of particle velocity with respect to scaled distance and magnetic field for different values of shock strengths and shock symmetries. It is found that for all shock symmetries ( $\alpha = 0, 1, 2$ ) spreading of particle velocity is higher for low shock strengths and low magnetic field values. However, for all shock symmetries ( $\alpha = 0, 1, 2$ ), the spreading of particle velocity for low shock strength

appreciably decreases and slightly increases with increasing magnetic field in backward and forward directions, respectively, to the shock front. Thus the over all effect of magnetic field is found to decrease the spreading of particle velocity especially at low shock strengths. In Fig 2, we plotted particle velocity with respect to scaled distance for different shock symmetries, and magnetic fields. It is found that for a given shock strength particle velocity spreads more for spherical shocks, which implies that shock front thickness is higher for spherical shocks.



Figures 2 Variations of particle velocity ( $\eta$ ) with respect to scaled distance ( $r/\lambda_0$ ) for fixed values of  $\gamma = 1.28, 1.4, 1.68$ ,  $P_0 = 1$  bar, initial density  $\rho_0 = 1.20 \text{ kg/m}^3$ , viscosity coefficient  $\mu = 15.0 \times 10^{-6}$  pascal sec,  $H_0 = 0.1, 0.3, 0.5$  tesla and shock strength  $M=2$  for plane ( $\alpha=0$ ), cylindrical ( $\alpha=1$ ) and spherical ( $\alpha=2$ ) shock waves.

In Fig 3 (a-c), we plotted the temperature ratio with respect to scaled distance for different shock symmetries, shock strengths, and magnetic fields. It is found that distribution of temperature ratio spreads

more at low shock strengths for all shock symmetries and any value of magnetic field. For a given shock strength spreading of distribution of temperature ratio is more for spherical shocks.

In Fig 3 (d), we plotted entropy production with respect to scaled distance for different shock symmetries and different values of magnetic field. It is found that spreading of distribution of entropy production is more for spherical shocks. For a given shock strength and symmetry, with increasing magnetic field spreading of distribution of entropy production slightly increases and appreciable decreases in forward and backward direction respectively to the shock front. Thus over all effect of increasing magnetic field is to decrease the spreading of distribution of entropy production.

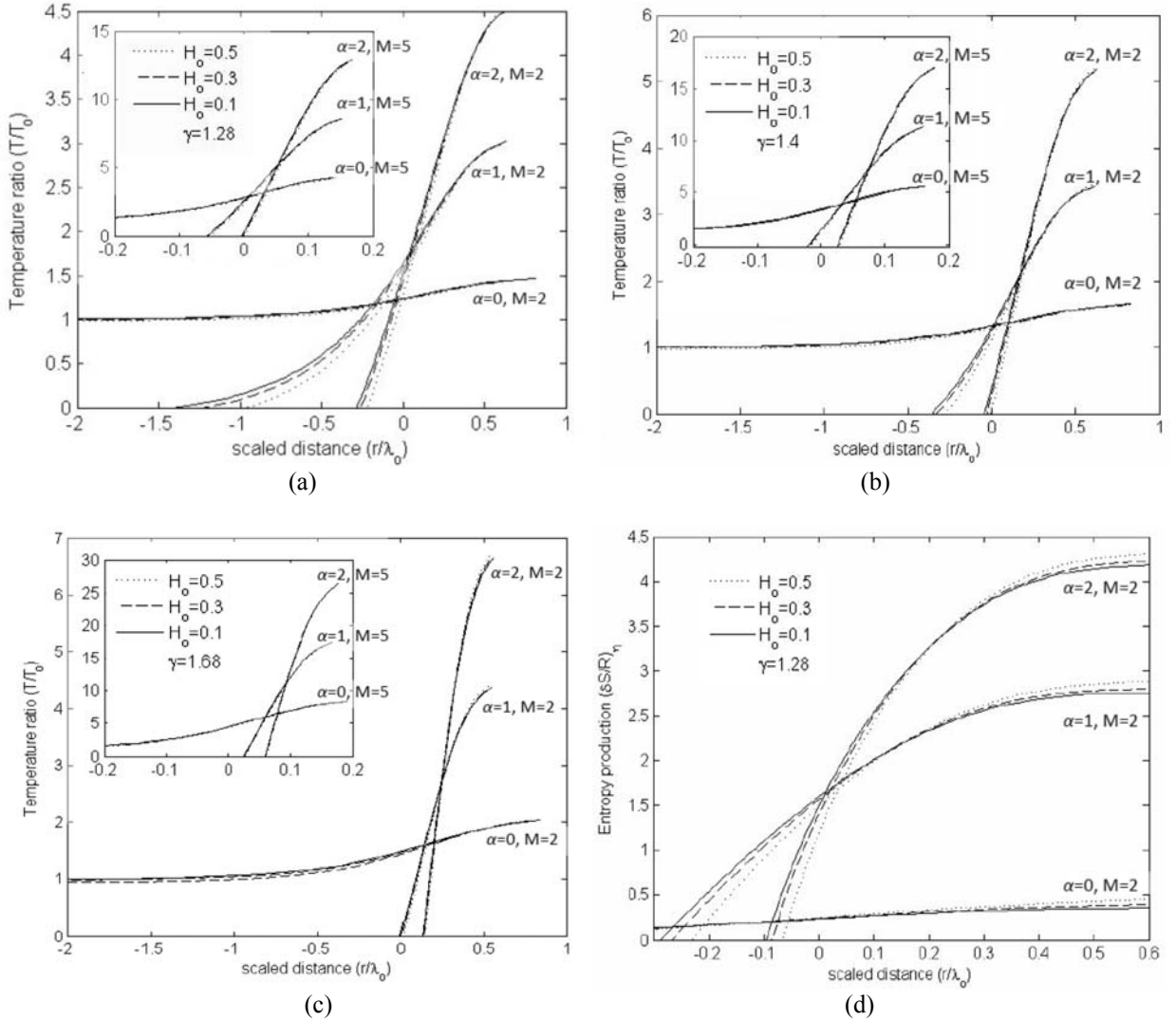


Figure 3 Shows variations of temperature ratio ( $T/T_0$ ) and Entropy production ( $\Delta S/R$ ) with respect to scaled distance ( $r/\lambda_0$ ) for the fixed value of  $\gamma=1.28, 1.4, 1.68$  and  $\gamma=1.28$ ,  $P_0=1$  bar, initial density  $\rho_0=1.20$  kg/m<sup>3</sup>, viscosity coefficient  $\mu=15.0 \times 10^{-6}$  pascal sec,  $H_0=0.1, 0.3, 0.5$  Tesla and different values of shock strength  $M=2, 5$  and  $M=2$  for plane ( $\alpha=0$ ), cylindrical ( $\alpha=1$ ) and spherical shock ( $\alpha=2$ ) waves.

## V. CONCLUSIONS

From the present analysis one may conclude that the shock front thickness or spreading of the distribution of particle velocity, temperature ratio and entropy production is higher when spherical shocks of low shock strength propagates through the medium at low magnetic field, while it is lesser when plane shocks of high shock strength propagates through the medium at high magnetic field. For a given shock symmetry and shock strength the shock front thickness or spreading of the distribution of flow variables is higher for low magnetic field and lesser for high magnetic field. Thus one can control the distribution of flow variables i. e., front thickness by varying the static magnetic field strength for a given shock symmetry and shock strength.

## REFERENCES

- [1] Taylor G. I., "The formation of blast wave by a very intense explosion" Brit Report RC-210, 1941.
- [2] Neumann J. V., "The point source solution," national defense comitee, Division B report AM-9, 1941.
- [3] Richtmyer R.D. and Von Neumann, J.; 1950, J. Appl. Phys. **21**,232.
- [4] Chernyshov A D 1969 *Zhurnal Prikladnoi Mekhaniki i Tekhnicheskoi Fiziki* 10 33.
- [5] Likhachev V N 1989 *Journal of Applied Mathematics and Mechanics* **53** 750.
- [6] Ruszkowski M, Bruggen M and Begelman M C 2004 *Astrophys. J.* **615** 675.
- [7] Jordan P M, Mayer M R and Puri A 2000 *Phy. Rev E* **62** 7918.
- [8] Bouras I, Molnar E, Niemi H, El A, Fochler O, Lauciello F, Greiner C and Rischke D H 2010 *Journal of Physics: Conference Series* **230** 012045.
- [9] Painter P R 2008 *Theoretical Biology and Medical Modelling* **5**, 15.
- [10] Zumbun K. 2010 *Physica D*, **239** 1180-1187.
- [11] Daru V. and Tenaud C. 2009 *Computers & Fluids* **38** 664–676.
- [12] Pisano F. and Pastor M. 2011 *Comput. Methods Appl. Mech. Engrg.* **200** 3341–3357.
- [13] Bouras I, Molnar E, Niemi H, Xu Z., El A, Fochler O, Greiner C and Rischke D H 2009 *Nuclear Physics A* **830** 741c–744c.
- [14] Moslov A A, Micronov S G, kudryavtsev A N, Poplavaskaya T V and tsyryulnikov I S, 2010, *J. Fluid Mech.* **650**, 81–118.
- [15] Landau L D and Lifshitz E M 1959 *Fluid mechanics* (pergaman press, England) p337.
- [16] Zeldovich Y B and Raizer Y P 1966 *Physics of shock waves and high temperature hydrodynamics phenomena; vol 1* (Academic press, New York) p71.
- [17] Zeldovich Y B and Raizer Y P 1966 *Physics of shock waves and high temperature hydrodynamics phenomena; vol 2* (Academic press, New York) p 468.
- [18] Bouras I, Molnár E, Niemi H, Xu Z, El A, Fochler O, Greiner C, and Rischke D H 2009, *Phys. Rev. Lett.* **103**, 032301.

- [19] Bouras I, Molnar E, Niemi H, Xu Z, El A, Fochler O, Greiner C and Rischke D H, 2010 *Physical Review C* **82** 024910.
- [20] Glass I I and Sagie D 1982 *Physics of fluids* **25** 269.
- [21] Glass I I and Sharma S P 1976 *AIAA Journal* 14 No **3** 402.
- [22] Roberts P H and Wu C C 1996 *Physics letter A* **213** 59.
- [23] Roberts P H and Wu C C 2003 *The shock- wave theory of sonoluminescence. In Shock focusing effect in medical science and sonoluminescence*, ed R. C. Srivastava, D. Leutloff, K Takayamma and H Gronig (Berlin: Springer).
- [24] Takayama K *Application of shock wave research to medicine: Proc. of 22<sup>nd</sup> ISSW*, (University Southampton Press, 1999) ed R.Hillier.
- [25] Harish C Yadav and R K Anand, *Phys. Scr.* **83** (2011) 065402.
- [26] Verma B G, Srivastava R C and Singh V K *Astrophys. Space Sci.* **111** 253.
- [27] Thomson P A 1983 *Phys. Fluids* **26** 48.