

Nonlocal Interferometry Using Macroscopic Coherent States and Weak Nonlinearities

B.T. Kirby and J.D. Franson

Physics Department, University of Maryland, Baltimore County, Baltimore, MD 21250

A straightforward method for performing nonlocal interferometry using macroscopic coherent states is described. The required entanglement can be generated using weak nonlinearities while Bell's inequality can be violated using single photons as a probe. A large number of photons can be absorbed with only a small reduction in the visibility of the nonlocal interference, which may be of practical use in quantum communications in addition to being of fundamental interest.

Nonlocal interferometers can violate Bell's inequality, which is of fundamental interest in addition to being of practical use in quantum communications. Here we describe a macroscopic generalization of the nonlocal interferometer previously introduced by one of the authors [1]. In this approach, weak nonlinearities [2,3] are used to generate entanglement between macroscopic coherent states while single photons are used to probe the entanglement in such a way as to violate Bell's inequality. An important feature of this approach is that large numbers of photons can be absorbed from the macroscopic entangled states with only a small reduction in the visibility, which may be of practical use in quantum key distribution as well as being of fundamental interest.

Phase entanglement can be produced between two macroscopic coherent states using the single-photon interferometer illustrated in Fig. 1 [4-6]. Cross-phase modulation from nonlinear (Kerr) media located in each path through the interferometer will produce a small nonlinear phase shift of 2ϕ in one of two laser beams depending on the path taken by the single photon. A constant phase shift is applied to both beams so that the coherent states will undergo a net phase shift of $\pm\phi$. Nemoto and Munro [2,3] pointed out that a single photon can produce a nonlinear phase shift that is sufficiently large for the phase-shifted coherent states to be nearly orthogonal if their amplitudes are large, as illustrated in Fig. 2. The nonlinear phase shift could be produced using the giant Kerr effect [7-9] associated with electromagnetically-induced transparency, for example.

The two coherent states at the output of the device shown in Fig. 1 are only accepted if the single photon triggers detector D, as indicated by the circle in the figure. It can be seen that the phase shifts in the two coherent states are anti-correlated, as illustrated in Fig. 2. This procedure creates a coherent superposition of these two phase-shifted states, which corresponds to an entangled Schrodinger cat state [4,5,10]. The ability of a Kerr medium with a third-order nonlinear susceptibility $\chi^{(3)}$ to create phase shifts of this kind is discussed in Ref. [3].

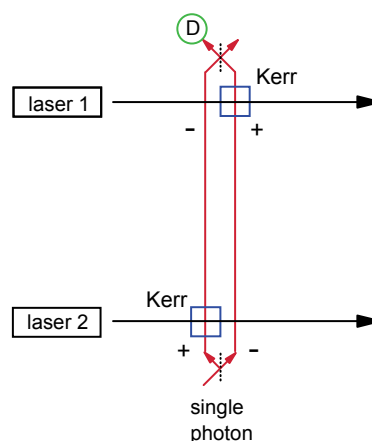


Fig. 1. Two macroscopic coherent states (laser beams) pass through a Kerr medium and experience a nonlinear phase shift of 2ϕ when a single photon also passes through the corresponding medium. A constant phase shift is applied to both beams so that the coherent states will undergo a net phase shift of $\pm\phi$. The dashed lines represent beam splitters and the output of the interferometer is post-selected for those cases in which the single-photon detector D registers a count. This produces a coherent superposition of phase-entangled states as illustrated in Fig. 2.

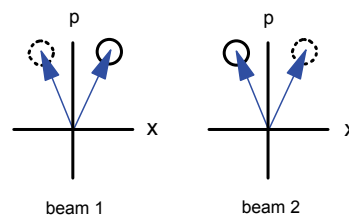


Fig. 2. Phase-space diagram of the two coherent states of Fig. 1 after their interaction with the nonlinear Kerr media. The coordinates x and p are the arguments of the Wigner distribution $W(x, p)$ and they correspond to the real and imaginary parts of the electric field in this case. The system is left in a superposition of macroscopic states in which beam 1 has undergone a positive phase shift while beam 2 has undergone a negative phase shift (solid circles), or vice-versa (dashed circles).

The phase-entangled source of Fig. 1 can be combined with two distant interferometers to form a nonlocal interferometer as shown in Fig. 3. A second nonlinear phase shift is applied to each beam depending on the path taken by photons B and C. A constant phase shift is also applied once again so that beams 1 and 2 will undergo a shift of $\pm\phi$ in all of the interferometers. In addition, variable phase shifts σ_1 and σ_2 are applied to the single photons in the paths indicated in Fig. 3.

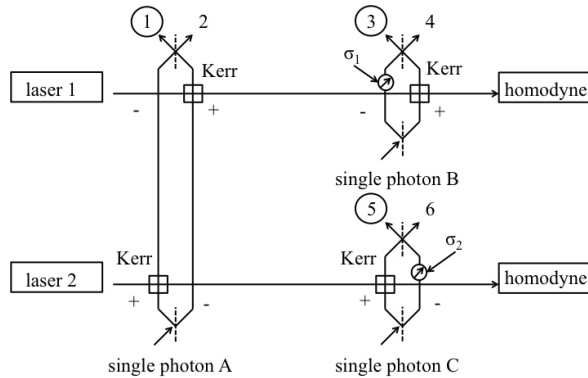


FIG. 3. Nonlocal interferometer based on phase-entangled macroscopic coherent states. A Kerr medium applies a nonlinear phase shift depending on the path taken by photons A, B, and C. Constant phase shifts are applied in each beam so that laser beams 1 and 2 undergo a net phase shift of $\pm\phi$ in each interferometer as indicated by the + and - signs. Variable (linear) phase shifts denoted by σ_1 and σ_2 are applied in interferometers B and C. We are interested in the probability of a coincidence event in which all three of the circled detectors (1, 3, and 5) are triggered and both homodyne measurements show zero net phase shift.

The phases of the two coherent states are measured using homodyne techniques after they interact with the single photons. We will be interested in the probability P of a coincidence event in which both homodyne measurements indicate zero net phase shift and the single photons trigger detectors 1, 3 and 5, as indicated by the circles in Fig. 3.

The initial coherent state of laser 1 will be denoted by $|\alpha\rangle$ while that of laser 2 will be denoted by $|\beta\rangle$. The output states of the single-photon interferometers will be denoted by $|0\rangle_i$ or $|1\rangle_i$, depending on the number of photons in path i . Since each coherent state is phase-shifted twice before the homodyne measurement, there are three possible final phases that the coherent states can have. The positive/negative and negative/positive phase shifts will cancel out to give zero net phase shift, and these will be denoted by $|\alpha_{+-}\rangle = |\alpha_{-+}\rangle = |\alpha\rangle$ in beam 1. The case of two positive phase shifts will be denoted by $|\alpha_{++}\rangle$ while two negative phase shifts will be denoted by $|\alpha_{--}\rangle$. Similar notation will be used for beam 2.

After post-selecting on detectors 1, 3, and 5 and including a $\pi/2$ phase shift for reflections at a beam splitter, the final state $|\psi\rangle$ of the system is given by

$$\begin{aligned}
 |\psi\rangle = & \frac{1}{2\sqrt{2}} [e^{i\sigma_2} |\alpha_{++}\rangle |\beta_{--}\rangle - |\alpha_{++}\rangle |\beta_{-+}\rangle \\
 & - e^{i(\sigma_1+\sigma_2)} |\alpha_{+-}\rangle |\beta_{--}\rangle + e^{i\sigma_1} |\alpha_{+-}\rangle |\beta_{-+}\rangle \\
 & - e^{i\sigma_2} |\alpha_{+-}\rangle |\beta_{+-}\rangle + |\alpha_{+-}\rangle |\beta_{++}\rangle \\
 & + e^{i(\sigma_1+\sigma_2)} |\alpha_{--}\rangle |\beta_{+-}\rangle - e^{i\sigma_1} |\alpha_{--}\rangle |\beta_{++}\rangle] \\
 & \times |1\rangle_1 |0\rangle_2 |1\rangle_3 |0\rangle_4 |1\rangle_5 |0\rangle_6.
 \end{aligned} \quad (1)$$

The probability that both homodyne measurements will correspond to a net phase shift of zero can be found from the projection $|p\rangle$ of $|\psi\rangle$ onto a final state of that kind, which reduces Eq. (1) to

$$\begin{aligned}
 |p\rangle = & \frac{1}{2\sqrt{2}} [e^{i\sigma_1} |\alpha_{+-}\rangle |\beta_{-+}\rangle - e^{i\sigma_2} |\alpha_{+-}\rangle |\beta_{+-}\rangle] \\
 & \times |1\rangle_1 |0\rangle_2 |1\rangle_3 |0\rangle_4 |1\rangle_5 |0\rangle_6.
 \end{aligned} \quad (2)$$

The probability P of obtaining such an event is then given by

$$P = \langle p | p \rangle = \left| \frac{e^{i\sigma_1}}{2\sqrt{2}} - \frac{e^{i\sigma_2}}{2\sqrt{2}} \right|^2. \quad (3)$$

Here we have made use of the fact that $|\alpha_{+-}\rangle = |\alpha_{-+}\rangle = |\alpha\rangle$ and $|\beta_{+-}\rangle = |\beta_{-+}\rangle = |\beta\rangle$.

Eq. (3) can be reduced to

$$P = \frac{1}{2} \left[\sin^2 \left(\frac{\sigma_1 - \sigma_2}{2} \right) \right]. \quad (4)$$

P has a maximum value of $1/2$ and a minimum value of 0 depending on the phase shifts applied in the arms of the interferometers. This leads to a predicted interference visibility of 100%, which violates the Bell inequality limit of 70.7% [11,12].

These results have a simple interpretation if we realize that the only way that a zero net phase shift can occur for both beams is if photons B and C both traveled through the right path of their respective interferometers or if both photons traveled through the left path. This is analogous to the long-long and short-short path interference that occurs in the nonlocal interferometer previously proposed by one of the authors [1]. Rice et al. [13] proposed a different form of nonlocal interference for coherent states that was based on the use of a self-phase nonlinearity to produce an approximate state-dependent phase shift.

These calculations were based on the assumption that it is possible to completely distinguish between coherent states whose phases differ by $\pm\phi$. In practice, there will always be a small error in this process because two coherent states are never completely orthogonal and there is always some possibility that one state will be mistaken for the other. The overlap between the coherent states can be made exponentially small, however, if $\alpha\phi$ is sufficiently large. The error in distinguishing between these states has been shown to be less than or equal to $\text{erfc}[\alpha\sin\phi/|\sqrt{2}|]$, which can be made arbitrarily small by requiring that $|\alpha\phi| \gg 1$ [3].

The effects of photon loss can be included if we assume that N_A resonant two-level atoms are located in the path between interferometers A and B. The interaction between the atoms and a beam of light whose phase has been shifted by ϕ will produce a small probability amplitude for a transition between the ground state $|G_j\rangle$ and excited state $|E_j\rangle$ of atom j as described by

$$|G_j\rangle \rightarrow (1 - \varepsilon^2/2)|G_j\rangle + i\varepsilon e^{i\phi}|E_j\rangle. \quad (5)$$

Here ε is a small parameter related to the atomic matrix elements in a perturbative treatment. With the inclusion of the atoms, the first term on the right-hand side of Eq. (2) should include an outer product with an atomic state $|A\rangle$ given by

$$|A\rangle = \prod_{j=1}^{N_A} [(1 - \varepsilon^2/2)|G_j\rangle + i\varepsilon e^{i\phi}|E_j\rangle]. \quad (6)$$

The second term in Eq. (2) should include the same factor with the sign of ϕ reversed.

This entanglement between the field and the state of the atoms contains which-path information that will reduce the visibility of the nonlocal interference. Including the factors of $|A\rangle$ in Eqs. (2) and (3) will reduce the magnitude of the cross-terms responsible for the quantum interference by a factor f given by

$$f = \text{Re} \left[\prod_{k=1}^{N_A} \left((1 - \varepsilon^2/2) \langle G_k | -i\varepsilon e^{i\phi} \langle E_k | \right) \right. \\ \left. \times \prod_{j=1}^{N_A} \left((1 - \varepsilon^2/2) |G_j\rangle + i\varepsilon e^{i\phi} |E_j\rangle \right) \right]. \quad (7)$$

In the limit of large N_A and small ε and ϕ , this reduces to

$$f = \exp[-2N_A\varepsilon^2\phi^2] = \exp[-2N_L\phi^2]. \quad (8)$$

Here N_L is the total number of photons absorbed on average.

It can be seen that a large number of photons can be absorbed with only a modest loss in visibility if the magnitude of ϕ is sufficiently small. Similar results hold for loss in the path to interferometer C. Linear absorption will also decrease the amplitude of the coherent states, but that is not a problem as long as the final amplitudes are large enough to give a good signal to noise ratio. The relative insensitivity to photon loss is analogous to that found in our earlier work on entangled photon holes [14]. In fact, phase-entangled states can be converted to entangled photon holes using simple displacement operations. It may be possible to further reduce the sensitivity to loss using a hybrid approach that combines these techniques with those of Ref. [14]. A more detailed analysis of the effects of loss will be submitted for publication elsewhere.

Quantum key distribution can be performed by directly measuring the phase of some fraction of the coherent-state pulses without passing them through interferometers B and C. A positive phase shift can then be taken to represent a bit value of "1" while a negative phase shift represents a bit value of "0". Reversing the value of the bits from one of the beams makes the two series of bits totally correlated and they can be used to form a secret key after error correction. The remaining fraction of the coherent-state pulses can be passed through interferometers B and C and used to violate Bell's inequality, thus ruling out the possibility of an eavesdropper. One advantage of this approach is that the data bits themselves are transmitted by macroscopic coherent states that have the same robustness against loss and noise as do classical signals. Decoherence only becomes important when interferometers B and C are used to rule out the possibility of an eavesdropper.

The range of a QKD system can be extended using quantum repeaters [15] based on entanglement swapping [16] as illustrated in Fig. 4. Our approach is well suited for performing entanglement swapping using the two-photon interferometer of Fig. 5, which is similar to that of Fig. 1 but used in a different way. Entanglement distillation can be implemented using similar techniques.

Based on the detection loop-hole [17], one might suspect that the use of post-selection in this way may allow a hidden-variable theory to be contrived in such a way as to reproduce the results predicted by the quantum theory [18]. This possibility can be ruled out by supposing that the homodyne measurements have been post-selected before the phase shifts σ_1 and σ_2 are chosen at random. In that case, the initial interferometer combined with the homodyne measurements can be viewed as an effective source that generates an entangled state of photons B and C [19]. Bell's inequality can then be violated with no further post-selection, which shows that no hidden-variable theory can reproduce these results.

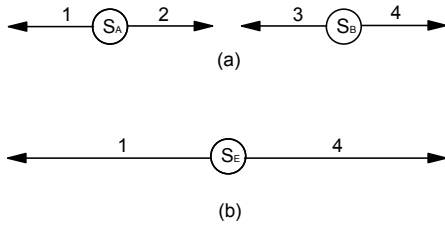


Fig. 4. Basic goal of entanglement swapping. (a) Source S_A generates macroscopic coherent states 1 and 2 that are originally entangled over a distance d as are coherent states 3 and 4 generated by source S_B . (b) The goal is to perform a post-selective measurement on beams 2 and 3 in such a way that beams 1 and 4 are now entangled over a distance of $2d$ as if they had been produced by an effective source S_E .

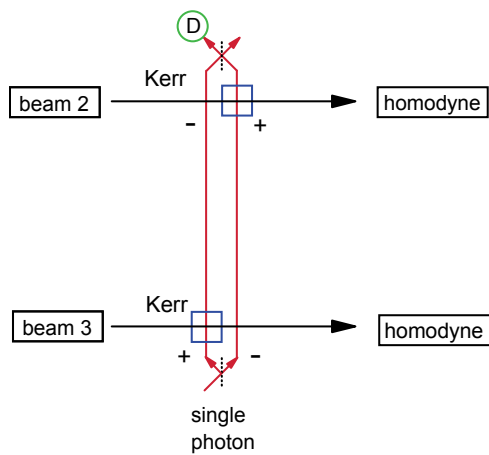


Fig. 5. Single-photon interferometer for use in entanglement swapping. Here we post-select those cases in which the net phase shifts of beams 2 and 3 are both zero after their interaction with the Kerr media and the single photon. This ensures that their original phases were anti-correlated without determining the original phase of either beam. Post-selection on detector D results in a coherent superposition of states in which beams 1 and 4 have anti-correlated phases, which corresponds to the desired result of entanglement swapping as in Fig. 4.

In summary, a straightforward technique for performing nonlocal interferometry using macroscopic coherent states has been described. A single-photon interferometer combined with a weak nonlinearity (the Kerr effect) can be used to create a macroscopic phase-entangled state [4-6]. Two single-photon interferometers at two distant locations can then be used as a probe of the entanglement in such a way that Bell's inequality is violated. The latter procedure also makes use of a weak Kerr nonlinearity, so that a weak nonlinearity is used for both the generation and detection of the entanglement [20]. Macroscopic entangled states of this kind can undergo the loss of many photons and still violate Bell's

inequality, which may have applications in quantum key distribution and other forms of quantum communications. These results are of fundamental interest and they tend to support a recent conjecture that high-precision phase measurements may be required in order to violate Bell's inequality using macroscopic entangled states. [21]

We would like to acknowledge many valuable discussions with T.B. Pittman. This work was supported in part by DARPA DSO under grant # W31P4Q-10-1-0018.

REFERENCES

1. J. D. Franson, Phys. Rev. Lett. **62**, 2205-2208 (1989).
2. K. Nemoto and W.J. Munro, Phys. Rev. Lett. **93**, 250502 (2004).
3. W. J. Munro, K. Nemoto and T. P. Spiller, New J. Phys. **7**, 137 (2005).
4. B.C. Sanders, Phys. Rev. A **45**, 6811 (1992).
5. C. C. Gerry, Phys. Rev. A **59**, 4095 (1999).
6. Jeong, M. Kim, T. Ralph and B. Ham, Phys. Rev. A **70**, 61801 (2004).
7. M.D. Lukin and A. Imamoglu, Phys. Rev. Lett. **84**, 1419. (2000).
8. S. E. Harris, J. E. Field, and A. Imamoglu, Phys. Rev. Lett. **64**, 1107 (1990).
9. Schmidt and Imamoglu, Opt. Lett. **21**, 1936 (1996).
10. B. Yurke and D. Stoler, Phys. Rev. Lett. **57**, 13 (1986).
11. J. F. Clauser, M. A. Horne, A. Shimony, and R. A. Holt, Phys. Rev. Lett. **23**, 880 (1969).
12. A. Mann, B.C. Sanders, W.J. Munro, Phys. Rev. A **51**, 989 (1995).
13. D. A. Rice, G. Jaeger, and B. C. Sanders, Phys. Rev. A **62**, 012101 (2000).
14. J.D. Franson, Phys. Rev. A **84**, 043831 (2011).
15. H.-J. Briegel, W. Dur, J.I. Cirac, and P. Zoller, Phys. Rev. Lett. **81**, 5932 (1998).
16. B. Yurke and D. Stoler, Phys. Rev. A **46**, 2229 (1992).
17. P. M. Pearle, Phys. Rev. D **2**, 1418 (1970).
18. S. Aerts, P. Kwiat, J.-A. Larsson, and M. Zukowski, Phys. Rev. Lett. **83**, 2872 (1999).
19. J.D. Franson, Phys. Rev. A **61**, 012105 (1999).
20. M. Stobinska, H. Jeong, and T.C. Ralph, Phys. Rev. A **75**, 052105 (2007).
21. R. Ghobadi, S. Raesi, and C. Simon, arXiv:1206.3673.