

# Clown: a Microprocessor Simulator for Operating System Studies

Dmitry Zinoviev

Computer Science Department, Suffolk University  
32 Derne St., Boston, MA, 02114 USA  
Dmitry@mcs.suffolk.edu

**Keywords:** operating system, microprocessor, virtual machine, assembly language

## Abstract

In this paper, I present the design and implementation of Clown — a simulator of a microprocessor-based computer system specifically optimized for teaching operating system courses at undergraduate or graduate levels. The package includes the simulator itself, as well as a collection of basic I/O devices, an assembler, a linker, and a disk formatter. The simulator architecturally resembles mainstream microprocessors from the Intel 80386 family, but is much easier to learn and program. The simulator is fast enough to be used as an emulator — in the direct user interaction mode.

## A NEED FOR A SIMULATOR

An important part of the agenda of a college-level operating system course is to examine the interaction between an operating system and computer hardware. Assembly programming teaches students to think logically, waste no byte and no CPU cycle. Knowing the hardware helps students to understand the operation of such foundational mechanisms as memory protection, process dispatching, input/output, and file system organization. It also makes it clearer the motivations behind certain OS design decisions. Last, but not least, from the practical point of view, exposing students to low-level programming prepares them for potential projects involving embedded systems and hand-held devices.

Elements of low-level assembly programming can be also found in computer architecture courses. Many universities<sup>1</sup> continue to offer general assembly programming courses where students learn how to extract the ultimate performance from the computer hardware.

Traditionally, colleges have been using various RISC architectures (such as MIPS or RS6000) or Motorola 68x family as their primary hardware platforms. RISC cores are reasonably simple and regular. However, this trend

seems to be rapidly disappearing in favor of the industrial mainstream Intel32 architecture. It should be also noted that from the OS development point of view, RISC cores lack many important features, such as segmentation (for superior memory protection) and non-trap-based system call support.

On the other hand, Intel32 CISC architecture is hard to learn. The instruction set is redundant, and the instruction format is highly irregular. This makes Intel32 system programming challenging, especially for undergraduate students. A need clearly exists for a good microprocessor simulator that could be used in an OS course (and possibly in other related courses).

## EXISTING SIMULATORS

Many microprocessor simulators have been developed, but most of them do not address the topic from the OS study point of view.

Some of them simulate RISC or otherwise “inappropriate” targets (e.g., Ant-32 [4], MicSim [6], Microprocessor Trainer Simulator [2], and various Intel 8085 simulators, such as described in [11]).

Other simulators are too detailed (such as VMware [12] and SID [8]). They are simulating the computer hardware as close as possible, thus defeating the whole purpose of using a simulator in an undergraduate-level class. On the other hand, many simulators designed for educational purposes, are oversimplified (MSFB [1], also [5] and [2]). Being good for an introductory computer hardware course, they fail to provide substantial mechanisms for building advanced operating systems.

To summarize, existing simulators are either optimized to be used in industry or in a hardware-oriented course [7], but not in a “classic” OS course [9], or they are intentionally hiding hardware from the upper OS layers.

A wish list for an OS-optimized simulator includes the following requirements:

- Rich support for OS concepts.
- Little or no support for application-specific features,

<sup>1</sup>Suffolk University being one of them.

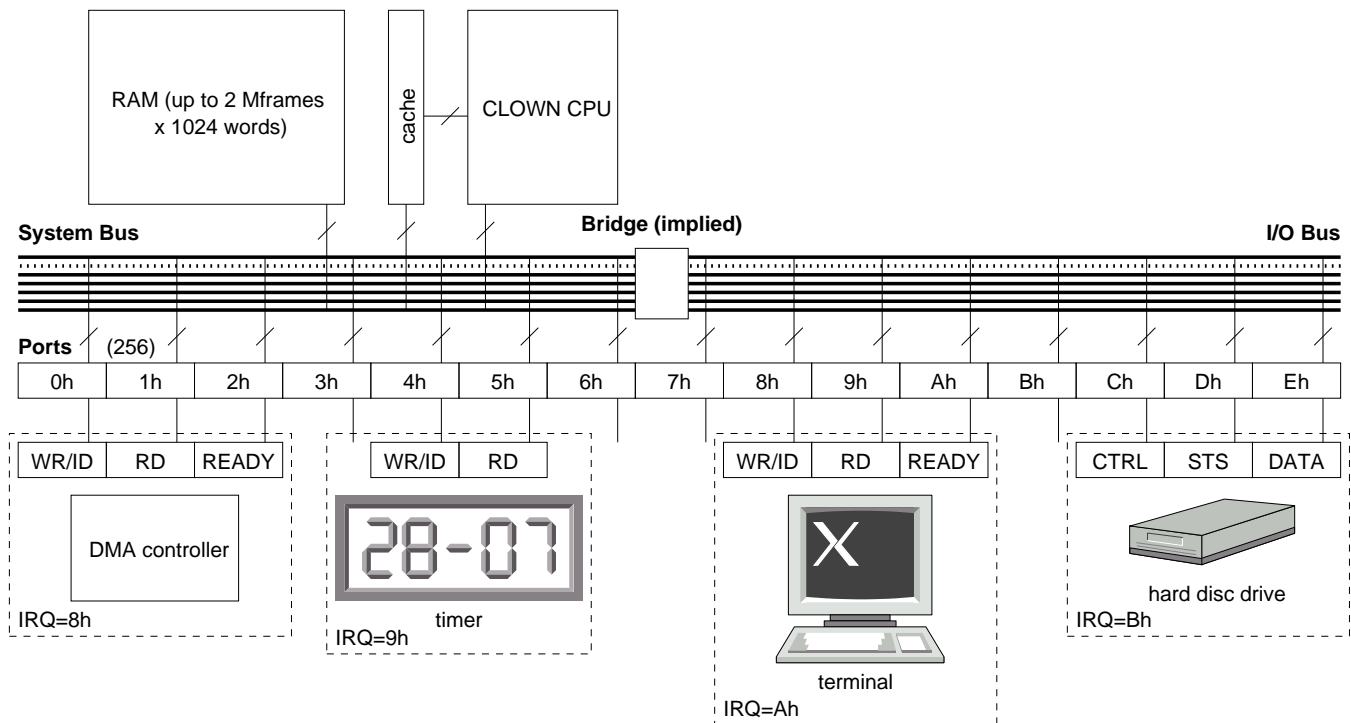


Figure 1. Clown system architecture

such as string operations and floating-point unit (to reduce complexity and learning time).

- Reasonably detailed simulation (to make sure that the simulator could also be used in a computer architecture course).
- A collection of basic I/O devices, with a mechanism for adding more devices, if needed.
- Fast (preferably real-time) execution, ideally in real time emulation mode.
- A simple interface.
- A substantial set of development tools (such as assembler, linker, disk editor, debugger, C compiler).

To satisfy these requirements, I developed Clown — a new simulator of an Intel-style microprocessor and computer system specifically tuned to the needs of the courses mentioned above.

## CLOWN OVERVIEW

Clown simulator suite is partially based on the Simple Hard Disk Emulator (SHaDE [13]) written at Suffolk University as a simple vehicle for teaching the low-level organization of file systems.

The system architecture of Clown is shown in Figure 1.

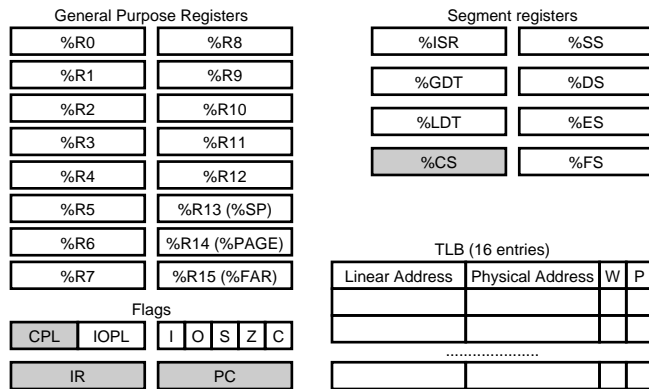
The simulator consists of a Clown CPU with a single-level direct-mapped write-back cache (included to simulate DMA transfers accurately), one bank of 32-bit non-interleaved memory, 32-bit system and I/O buses with an implied bridge (the bridge is not simulated, and both buses are treated as one bus), 256 I/O ports (Intel has 65,536 ports), 16 interrupt channels, and one DMA channel (Intel typically has 7 DMA channels). Four basic I/O devices are included in the standard configuration.

The architecture of the Clown CPU is shown in Figure 2.

The CPU has sixteen 32-bit general-purpose registers (Intel: 8 GPR and two control registers, CR0 and CR3), eight 32-bit segment registers<sup>2</sup> (Intel: 6 segment and 4 memory management registers), one 16-bit flag register, an instruction register and a program counter. A 16-entry direct-mapped Translation Look-aside Buffer contributes to the accuracy of DMA transfers (Intel 80386 has a 32-entry 4-way set-associative TLB). There is no dedicated stack pointer register, page table base register, and page fault address register. Their functions are assigned to general-purpose registers %R13 through %R15.

Clown supports only one data type: signed 32-bit word (for comparison, Intel supports at least 12 data

<sup>2</sup>This number is redundant and can be reduced to six.



**Figure 2.** Clown CPU architecture; shaded registers and flags are not accessible from programs

types [10]). This feature drastically simplify system programming. On the other hand, it poses interesting challenges to compiler developers (such as type representations and conversions, and implementation of floating point arithmetics).

The Clown CPU supports both paging and segmentation. Either memory organization mechanism can be turned off (by disabling the page table or by declaring all memory to be one big implicit segment).

In the Intel architecture, an interrupt vector (IV) is always treated as an array of segment descriptors, each identifying an entry into an interrupt service routine (ISR). In pure paging mode, it would be highly desirable to have no segments whatsoever, including the ISRs. This is accomplished by forcing all ISRs to be 8-word aligned, and treating the least significant bit of an IV entry as a mode bit. When this bit is clear, the IV entry is treated as a segment descriptor. If the bit is set, the entry is treated as the direct address of the entry point followed by two protection bits. While this approach does not seem elegant enough, it nevertheless allows the development of segment-free operating systems.

Compared to i386, Clown has significantly fewer instructions, which reduces the learning time (Table 1). Explicitly omitted are data conversion instructions, decimal arithmetics, address manipulation, string, and translation instructions, and high-level language support instructions.

A Clown instructions consist of either one or two words. The second word, if present (recognized by the MSB of the first word, or by the “x” prefix in the mnemonics), is always the immediate operand.

The number of flags has also been minimized. There are only 7 externally visible flags: Carry, Zero, Sign, Overflow, Interrupts (enabled), and two I/O Privilege

Level flags (compared to 13 flags in Intel 30386).

Clown runs a simple fetch-decode-execute loop. The execution of each instruction takes exactly one Clown cycle. External interrupts are reported and queued at the end of a cycle. Nested interrupts are permitted, with high-precedence interrupts preempting low-precedence interrupts. This simulation model may change in the future to better reflect modern pipelined architectures and their impact on process context switches.

## PERIPHERAL DEVICES

Currently, Clown has four peripheral devices: interval timer, terminal, hard disk controller, and direct memory access (DMA) controller. Each device has a configurable I/O base and a configurable IRQ channel. All devices can operate in both polling and interrupt modes.

The interval timer works both in interval and single-shot modes. It generates an interrupt upon expiration, and can be stopped at any time. The following assembly code fragment programs the timer to expire (once) in 1000 cycles:

```
#include "config.h"
; reset timer
out 1, (IOBASE.TIMER + 0)
; set the counter and trigger timer
out 1000, (IOBASE.TIMER + 0)
; wait for an interrupt
hlt
```

The terminal combines a keyboard and a sequentially accessible (not memory-mapped) display. When in the interrupt mode, it generates interrupts on keystrokes. The terminal does not echo characters (echoing is left to the programmer).

The hard disk controller carefully simulates the mechanical behavior of a relatively simple hard disk (including track-to-track and maximum seek latency, and rotational latency). The dynamic parameters of the disk are run-time configurable. Inter-sector gaps make it possible to optimize file systems for high-speed streaming operations. When in the interrupt mode, the controller generates interrupts on completion of seek, read, and write operations. A one-block read-write buffer is prehistorically tiny, but yet sufficient to study the foundations of disk I/O subsystem. At most one I/O request can be pending at any time, so no disk scheduling is provided.

The DMA controller is the most intelligent peripheral device. Clown carefully simulates DMA transfers; data are transferred only when the bus is not used by the main CPU. A transfer unit is fixed and equal to one disk block (one virtual memory page). When in the

**Table 1.** Comparison of the Clown and i386 instruction sets

Group	i386	Clown	Group	i386	Clown
Data movement	8	13	Arithmetic	12	12
Shift / Rotate	12	8	Logical	6	11
Bits and Bytes	39	8	Flag control	11	6
Processor control	4	3	Flow control	77	18
Memory protection	1	5	I/O	4	3
Other	25	0			
<b>Total</b>				200	87

interrupt mode, the controller generates an interrupt on completion of the transfer (which happens *after* the completion of the respective disk *read* operation or *before* the completion of the respective disk *write* operation).

The DMA controller works concurrently with the rest of the Clown system. Its implementation as a part of the main fetch-decode-execute loop would involve complex serialization and synchronization issues. For instance, one Clown out instruction triggers a disk-to-memory transfer which takes a significant and uncertain number of instructions to complete (due to seek and rotational latencies). Calling a *read\_sector* function is not an option, because it would hinder the main loop.

As a result, the controller is implemented using  $\mu$ CVM (Microcontroller Virtual Machine) to enable true concurrent execution of the main simulator and the simulator of the controller and also to make the controller potentially reconfigurable.  $\mu$ CVM is a “micro-Clown”: it has 8 general-purpose registers, a one-bit flag register, and a program counter. The instruction set consists of 10 commands (see Table 2).

The main loop of the simulator first executes the next Clown instruction. If it is not a memory reference or an I/O instruction, then the next  $\mu$ CVM instruction is executed. Otherwise, the next  $\mu$ CVM instruction is

executed only if it is not a memory reference or an I/O instruction.

The main program of the  $\mu$ CVM that controls both disk-to-memory and memory-to-disk transfers, fits in just 132 bytes of the controller memory.

The code simulating the peripheral devices is organized as dynamically loaded libraries (one device per library). This organization turned out to be flawed: while it did not significantly contribute to the reconfigurability of the simulator, it undermined its integrity. In the future releases, all code pieces will be linked together.

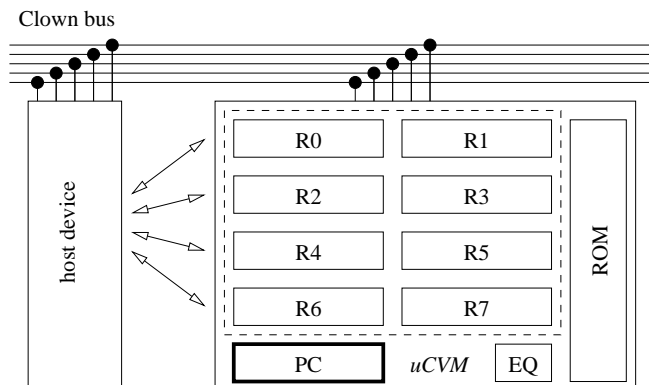
## ASSEMBLY LANGUAGE

Clown assembly (*cas*) language uses a mixture of “Intel-style” and “MIPS-style” syntax. It has 53 commands and 90 modifications. The language allows decimal, octal, and hex numbers (in prefix and postfix notation), and ASCII characters and strings. Because Clown does not have a byte data type, characters and strings are translated into words and arrays of words, one character per word. This cumbersome conversion leads to “sparse” strings and poor memory utilization, but significantly reduces the number of machine instructions.

Before assembling, the source code is run through a standard C preprocessor (*cpre*).

The *cas* assembler supports multiple segments (if needed) and global symbols. It can produce raw “bin” executable files, without headers and symbol tables, and structured multi-segment “exe” files, with symbol tables and provisions for further linking with other files of the same kind, using the Clown linker (*clink*). “exe” files are fully relocatable. The displacement of the entry point into a “bin” file can be specified at the assembly time. “Bin” files can be used as directly loadable ROM/RAM images. Clown simulator can simultaneously load several executable images (for instance, to simulate several processes without writing an OS loader).

So far, Clown does not include a run-time loader. Loaders are heavily OS-dependent, and should be written by OS developers.



**Figure 3.**  $\mu$ CVM system architecture

**Table 2.**  $\mu$ CVM Instruction Set

Opcode	Instruction			Description	Opcode	Instruction			Description
Single-word instructions					Double-word instructions				
Arithmetic and control instructions (AC)									
0h	NOP			Do nothing	4h	xMOVI	reg	val	Store a constant
1h	JEQ	dest		Conditional jump	5h	xADDI	reg	val	Add a constant
2h	JMP	dest		Unconditional jump	6h	xCMPI	reg	val	Compare
3h	END			Stop the VM	7h				reserved
I/O and memory instructions (IOM)									
8h	OUT	port	reg	Output to the port	Ch	xOUTI	port	val	Output a constant
9h	IN	port	reg	Input from the port	Dh				reserved
Ah	ST	[reg]	reg	Store indirectly	Eh				reserved
Bh	LD	[reg]	reg	Load indirectly	Fh				reserved

## FEASIBILITY AND PERFORMANCE EVALUATION

The Clown architecture is meant to be feasible in the sense that, whether a need arises to implement it in either FPGA or directly in hardware, it will not pose significant risks and challenges. This estimation is based on the author's experience with the FLUX superconductor microprocessor design [3].

In the experiments, the Clown system simulated 4 million instructions per second (4 MIPS) on a 1.3 GHz Pentium host CPU (native performance 2600 MIPS). The following code was used for performance evaluation:

```

mov %r1, 10000000
again: dec %r1
      jnz again
      stop

```

This performance is roughly equivalent to Intel 8086 (4.77 MHz), which is reasonably good for real-time user interaction.

## CLOWN IN A CLASSROOM

The Clown system was “field tested” in an undergraduate Operating Systems course during the Spring 2004 semester. The following eight assignments were given throughout the semester to the students who had taken an introductory assembly language course based on Intel 8086 architecture. For each assignment, the typical length of the program code in non-commented lines of code (NLOC) is given.

- **kputs** — display a character string, using the terminal; 60 NLOCs
- **boot** — load the first sector of the first track, using polling, and execute its contents; 25 NLOCs

- **boot-dma** — load the first sector of the first track, using DMA, and execute its contents; 15 NLOCs
- **int-timer** — populate and test the interrupt vector (timer ISR); 60 NLOCs
- **int-kbd** — populate and test the interrupt vector (timer ISR and keyboard ISR, competing for a counter variable); 85 NLOCs
- **page-table** — populate and test the page table; 15 NLOCs
- **page-fault** — populate and test the interrupt vector (page fault handler); 25 NLOCs
- **file** — traverse a disk file organized as a linked list; 30 NLOCs

Out of 14 students taking the class, nine successfully completed all assignments, three completed 7 assignments, and the remaining two completed 5 assignments.

## CONCLUSION AND FUTURE WORK

Clown system is a powerful, simple, fast, configurable, and extensible microprocessor simulator which can be used in various college-level courses, especially in those dealing with operating systems.

Future work includes developing a debugger, a collection of sample run-time loaders for multi-segment executable files, a C compiler, and a graphical user interface. The simulator may be further optimized for speed. Pipelining support needs to be added to provide more realistic simulation if the package is to be used in a computer architecture class. Networking, mouse, and graphics mode support would enable many other uses of the simulator (such as a vehicle in a PDA graphics study).

## ACKNOWLEDGMENTS

I would like to thank Professors D. Stefanăscu, D. Cohn, and A. Thomo of Suffolk University for their encouraging support for the project, Mrs. P. Salla for the partial implementation of the first SHaDE emulator, and all students of my Spring 2004 Operating Systems class for taking on the burden and pain of testing the package.

## BIOGRAPHY

Dr. D. Zinoviev received his Ph.D. in Computer Science from SUNY at Stony Brook in 1997. He was working as a post-doc on the DARPA/NASA/NSA-sponsored Petaflops project of a hybrid technology, multi-threaded hypercomputer. In 2000, he joined the Computer Science Department of Suffolk University in the rank of Assistant Professor. His current research interests include simulation and modeling (network simulation, architectural simulation), operating systems, and software engineering (complexity metrics).

## REFERENCES

- [1] C. N. Bauers. A microprocessor simulator for beginners. Online at <http://softwareforeducation.com/simulator.htm>.
- [2] C. W. Caldwell, D. L. Andrews, and S. S. Scott. A graphical microcomputer simulator for classroom use. In *Proceedings of FIE*, 1995.
- [3] M. Dorojevets, P. Bunyk, and D. Zinoviev. FLUX project: Design of a 20-GHz 16-bit ultrapipelined processor prototype based on 1.75 $\mu$ m LTS RSFQ technology. *IEEE Trans. on Appl. Supercond.*, 11(1):326–332, March 2000.
- [4] D. Ellard, D. Holland, N. Murphy, and M. Seltzer. On the design of a new CPU architecture for pedagogical purposes. In *Proceedings of the 9th Workshop on Computer Architecture Education*, 2003.
- [5] S. Hill. The functional simulation of a simple microprocessor. Technical Report 17-94\*, University of Kent, Canterbury, UK, September 1994.
- [6] J. Merz. MICSIM: Concept, developments, and applications of a PC microsimulation model for research and teaching. In K. G. Troitzsch, U. Mueller, G. N. Gilbert, and J. E. Doran, editors, *Social Science Microsimulation*, pages 33–65. Springer, 1996.
- [7] D. A. Patterson and J. L. Hennessey. *Computer Architecture. A Quantitative Approach*. Morgan Kaufmann Publishers, Inc., 2nd edition, 1996.
- [8] Red Hat, Inc. SID simulator user's guide. Online at <http://sources.redhat.com/sid/sid-guide/book1.html>, 2001.
- [9] A. Silberschatz, P. B. Galvin, and G. Gagne. *Operating System Concepts*. Wiley, 2002.
- [10] B. E. Smith and M. T. Johnson. *Programming the Intel 80386*. Scott, Foresman and Co., 1987.
- [11] Infotech Solutions. Microprocessor simulator 8085 for Windows. Online at <http://insoluz.com/Micro/Micro.html>, 1998.
- [12] VMware, Inc. VMware Workstation. Online at <http://vmware.com>.
- [13] D. Zinoviev and P. Salla. SHaDE — simple hard disk emulator. Unpublished, August 2002.