

# Combined inclusive diffractive cross sections measured with forward proton spectrometers in deep inelastic $ep$ scattering at HERA

H1 and ZEUS Collaborations

## Abstract

A combination of the inclusive diffractive cross section measurements made by the H1 and ZEUS Collaborations at HERA is presented. The analysis uses samples of diffractive deep inelastic  $ep$  scattering data at a centre-of-mass energy  $\sqrt{s} = 318$  GeV where leading protons are detected by dedicated spectrometers. Correlations of systematic uncertainties are taken into account, resulting in an improved precision of the cross section measurement which reaches 6% for the most precise points. The combined data cover the range  $2.5 < Q^2 < 200$  GeV<sup>2</sup> in photon virtuality,  $0.00035 < x_{\mathbb{P}} < 0.09$  in proton fractional momentum loss,  $0.09 < |t| < 0.55$  GeV<sup>2</sup> in squared four-momentum transfer at the proton vertex and  $0.0018 < \beta < 0.816$  in  $\beta = x/x_{\mathbb{P}}$ , where  $x$  is the Bjorken scaling variable.

Submitted to *Eur. Phys. J. C*

F.D. Aaron<sup>13,a4</sup>, H. Abramowicz<sup>71,a45</sup>, I. Abt<sup>56</sup>, L. Adamczyk<sup>35</sup>, M. Adamus<sup>84</sup>,  
 R. Aggarwal<sup>14,a12</sup>, C. Alexa<sup>13</sup>, V. Andreev<sup>53</sup>, S. Antonelli<sup>10</sup>, P. Antonioli<sup>9</sup>, A. Antonov<sup>54</sup>,  
 M. Arneodo<sup>77</sup>, O. Arslan<sup>11</sup>, V. Aushev<sup>38,39,a37</sup>, Y. Aushev<sup>39,a37,a38</sup>, O. Bachynska<sup>29</sup>,  
 S. Backovic<sup>64</sup>, A. Baghdasaryan<sup>86</sup>, S. Baghdasaryan<sup>86</sup>, A. Bamberger<sup>25</sup>, A.N. Barakbaev<sup>2</sup>,  
 G. Barbagli<sup>23</sup>, G. Bari<sup>9</sup>, F. Barreiro<sup>49</sup>, E. Barrelet<sup>63</sup>, W. Bartel<sup>29</sup>, N. Bartosik<sup>29</sup>, D. Bartsch<sup>11</sup>,  
 M. Basile<sup>10</sup>, K. Begzsuren<sup>80</sup>, O. Behnke<sup>29</sup>, J. Behr<sup>29</sup>, U. Behrens<sup>29</sup>, L. Bellagamba<sup>9</sup>,  
 A. Belousov<sup>53</sup>, P. Belov<sup>29</sup>, A. Bertolin<sup>60</sup>, S. Bhadra<sup>88</sup>, M. Bindi<sup>10</sup>, J.C. Bizot<sup>57</sup>, C. Blohm<sup>29</sup>,  
 V. Bokhonov<sup>38,a37</sup>, K. Bondarenko<sup>39</sup>, E.G. Boos<sup>2</sup>, K. Borrás<sup>29</sup>, D. Boscherini<sup>9</sup>, D. Bot<sup>29</sup>,  
 V. Boudry<sup>62</sup>, I. Bozovic-Jelisavcic<sup>6</sup>, T. Bołd<sup>35</sup>, N. Brümmer<sup>16</sup>, J. Bracinik<sup>8</sup>, G. Brandt<sup>29</sup>,  
 M. Brinkmann<sup>29</sup>, V. Brisson<sup>57</sup>, D. Britzger<sup>29</sup>, I. Brock<sup>11</sup>, E. Brownson<sup>48</sup>, R. Brugnera<sup>61</sup>,  
 D. Bruncko<sup>34</sup>, A. Bruni<sup>9</sup>, G. Bruni<sup>9</sup>, B. Brzozowska<sup>83</sup>, A. Bunyatyan<sup>32,86</sup>, P.J. Bussey<sup>27</sup>,  
 A. Bylinkin<sup>52</sup>, B. Bylsma<sup>16</sup>, L. Bystritskaya<sup>52</sup>, A. Caldwell<sup>56</sup>, A.J. Campbell<sup>29</sup>,  
 K.B. Cantun Avila<sup>89</sup>, M. Capua<sup>17</sup>, R. Carlin<sup>61</sup>, C.D. Catterall<sup>88</sup>, F. Ceccopieri<sup>4</sup>, K. Cerny<sup>66</sup>,  
 V. Cerny<sup>34</sup>, S. Chekanov<sup>5</sup>, V. Chekelian<sup>56</sup>, J. Chwastowski<sup>18,a14</sup>, J. Ciborowski<sup>83,a49</sup>,  
 R. Ciesielski<sup>29,a17</sup>, L. Cifarelli<sup>10</sup>, F. Cindolo<sup>9</sup>, A. Contin<sup>10</sup>, J.G. Contreras<sup>89</sup>,  
 A.M. Cooper-Sarkar<sup>58</sup>, N. Coppola<sup>29,a18</sup>, M. Corradi<sup>9</sup>, F. Corriveau<sup>51</sup>, M. Costa<sup>76</sup>,  
 J.A. Coughlan<sup>59</sup>, J. Cvach<sup>65</sup>, G. D'Agostini<sup>69</sup>, J.B. Dainton<sup>41</sup>, F. Dal Corso<sup>60</sup>, K. Daum<sup>85,a1</sup>,  
 B. Delcourt<sup>57</sup>, J. Delvax<sup>4</sup>, R.K. Dementiev<sup>55</sup>, M. Derrick<sup>5</sup>, R.C.E. Devenish<sup>58</sup>,  
 S. De Pasquale<sup>10,a10</sup>, E.A. De Wolf<sup>4</sup>, J. del Peso<sup>49</sup>, C. Diaconu<sup>50</sup>, M. Dobre<sup>28,a6,a7</sup>,  
 D. Dobur<sup>25,a29</sup>, V. Dodonov<sup>32</sup>, B.A. Dolgoshein<sup>54,†</sup>, G. Dolinska<sup>39</sup>, A. Dossanov<sup>28,56</sup>,  
 A.T. Doyle<sup>27</sup>, V. Drugakov<sup>90</sup>, A. Dubak<sup>64</sup>, L.S. Durkin<sup>16</sup>, S. Dusini<sup>60</sup>, G. Eckerlin<sup>29</sup>, S. Egli<sup>82</sup>,  
 Y. Eisenberg<sup>67</sup>, A. Eliseev<sup>53</sup>, E. Elsen<sup>29</sup>, P.F. Ermolov<sup>55,†</sup>, A. Eskreys<sup>18,†</sup>, S. Fang<sup>29,a19</sup>,  
 L. Favart<sup>4</sup>, S. Fazio<sup>17</sup>, A. Fedotov<sup>52</sup>, R. Felst<sup>29</sup>, J. Feltesse<sup>26</sup>, J. Ferencei<sup>34</sup>, J. Ferrando<sup>27</sup>,  
 M.I. Ferrero<sup>76</sup>, J. Figiel<sup>18</sup>, D.-J. Fischer<sup>29</sup>, M. Fleischer<sup>29</sup>, A. Fomenko<sup>53</sup>, M. Forrest<sup>27,a32</sup>,  
 B. Foster<sup>58,a41</sup>, E. Gabathuler<sup>41</sup>, G. Gach<sup>35</sup>, A. Galas<sup>18</sup>, E. Gallo<sup>23</sup>, A. Garfagnini<sup>61</sup>,  
 J. Gayler<sup>29</sup>, A. Geiser<sup>29</sup>, S. Ghazaryan<sup>29</sup>, I. Gialas<sup>15,a33</sup>, A. Gizhko<sup>39,a39</sup>, L.K. Gladilin<sup>55,a40</sup>,  
 D. Gladkov<sup>54</sup>, C. Glasman<sup>49</sup>, A. Glazov<sup>29</sup>, L. Goerlich<sup>18</sup>, N. Gogitidze<sup>53</sup>, O. Gogota<sup>39</sup>,  
 Yu.A. Golubkov<sup>55</sup>, P. Göttlicher<sup>29,a20</sup>, M. Gouzevitch<sup>29,a2</sup>, C. Grab<sup>91</sup>, I. Grabowska-Bołd<sup>35</sup>,  
 A. Grebenyuk<sup>29</sup>, J. Grebenyuk<sup>29</sup>, T. Greenshaw<sup>41</sup>, I. Gregor<sup>29</sup>, G. Grigorescu<sup>3</sup>,  
 G. Grindhammer<sup>56</sup>, G. Grzelak<sup>83</sup>, O. Gueta<sup>71</sup>, M. Guzik<sup>35</sup>, C. Gwenlan<sup>58,a42</sup>, A. Hüttmann<sup>29</sup>,  
 T. Haas<sup>29</sup>, S. Habib<sup>29</sup>, D. Haidt<sup>29</sup>, W. Hain<sup>29</sup>, R. Hamatsu<sup>75</sup>, J.C. Hart<sup>59</sup>, H. Hartmann<sup>11</sup>,  
 G. Hartner<sup>88</sup>, R.C.W. Henderson<sup>40</sup>, E. Hennekemper<sup>31</sup>, H. Henschel<sup>90</sup>, M. Herbst<sup>31</sup>,  
 G. Herrera<sup>47</sup>, M. Hildebrandt<sup>82</sup>, E. Hilger<sup>11</sup>, K.H. Hiller<sup>90</sup>, J. Hladky<sup>65</sup>, D. Hochman<sup>67</sup>,  
 D. Hoffmann<sup>50</sup>, R. Hori<sup>74</sup>, R. Horisberger<sup>82</sup>, T. Hreus<sup>4</sup>, F. Huber<sup>30</sup>, Z.A. Ibrahim<sup>36</sup>, Y. Iga<sup>72</sup>,  
 R. Ingber<sup>71</sup>, M. Ishitsuka<sup>73</sup>, M. Jacquet<sup>57</sup>, H.-P. Jakob<sup>11</sup>, X. Janssen<sup>4</sup>, F. Januschek<sup>29</sup>,  
 T.W. Jones<sup>44</sup>, L. Jönsson<sup>46</sup>, M. Jüngst<sup>11</sup>, H. Jung<sup>29,4</sup>, I. Kadenko<sup>39</sup>, B. Kahle<sup>29</sup>, S. Kananov<sup>71</sup>,  
 T. Kanno<sup>73</sup>, M. Kapichine<sup>22</sup>, U. Karshon<sup>67</sup>, F. Karstens<sup>25,a30</sup>, I.I. Katkov<sup>29,a21</sup>, P. Kaur<sup>14,a12</sup>,  
 M. Kaur<sup>14</sup>, I.R. Kenyon<sup>8</sup>, A. Keramidás<sup>3</sup>, L.A. Khein<sup>55</sup>, C. Kiesling<sup>56</sup>, J.Y. Kim<sup>37</sup>,  
 D. Kisiełewska<sup>35</sup>, S. Kitamura<sup>75,a47</sup>, R. Klanner<sup>28</sup>, M. Klein<sup>41</sup>, U. Klein<sup>29,a22</sup>, C. Kleinwort<sup>29</sup>,  
 E. Koffeman<sup>3</sup>, R. Kogler<sup>28</sup>, N. Kondrashova<sup>39,a39</sup>, O. Kononenko<sup>39</sup>, P. Kooijman<sup>3</sup>, Ie. Korol<sup>39</sup>,  
 I.A. Korzhavina<sup>55,a40</sup>, P. Kostka<sup>90</sup>, A. Kotański<sup>19,a15</sup>, U. Kötz<sup>29</sup>, H. Kowalski<sup>29</sup>, M. Krämer<sup>29</sup>,  
 J. Kretzschmar<sup>41</sup>, K. Krüger<sup>31</sup>, O. Kuprash<sup>29</sup>, M. Kuze<sup>73</sup>, M.P.J. Landon<sup>42</sup>, W. Lange<sup>90</sup>,  
 G. Laštovička-Medin<sup>64</sup>, P. Laycock<sup>41</sup>, A. Lebedev<sup>53</sup>, A. Lee<sup>16</sup>, V. Lendermann<sup>31</sup>,  
 B.B. Levchenko<sup>55</sup>, S. Levonian<sup>29</sup>, A. Levy<sup>71</sup>, V. Libov<sup>29</sup>, S. Limentani<sup>61</sup>, T.Y. Ling<sup>16</sup>,  
 K. Lipka<sup>29,a6</sup>, M. Lisovyi<sup>29</sup>, B. List<sup>29</sup>, J. List<sup>29</sup>, E. Lobodzinska<sup>29</sup>, B. Lobodzinski<sup>29</sup>,  
 W. Lohmann<sup>90</sup>, B. Löhr<sup>29</sup>, E. Lohrmann<sup>28</sup>, K.R. Long<sup>43</sup>, A. Longhin<sup>60,a43</sup>, D. Lontkovskyi<sup>29</sup>,

R. Lopez-Fernandez<sup>47</sup>, V. Lubimov<sup>52</sup>, O.Yu. Lukina<sup>55</sup>, J. Maeda<sup>73,a46</sup>, S. Magill<sup>5</sup>, I. Makarenko<sup>29</sup>, E. Malinovski<sup>53</sup>, J. Malka<sup>29</sup>, R. Manke<sup>29</sup>, A. Margotti<sup>9</sup>, G. Marini<sup>69</sup>, J.F. Martin<sup>78</sup>, H.-U. Martyn<sup>1</sup>, A. Mastroberardino<sup>17</sup>, M.C.K. Mattingly<sup>7</sup>, S.J. Maxfield<sup>41</sup>, A. Mehta<sup>41</sup>, I.-A. Melzer-Pellmann<sup>29</sup>, S. Mergelmeyer<sup>11</sup>, A.B. Meyer<sup>29</sup>, H. Meyer<sup>85</sup>, J. Meyer<sup>29</sup>, S. Miglioranzi<sup>29,a23</sup>, S. Mikocki<sup>18</sup>, I. Milcewicz-Mika<sup>18</sup>, F. Mohamad Idris<sup>36</sup>, V. Monaco<sup>76</sup>, A. Montanari<sup>29</sup>, F. Moreau<sup>62</sup>, A. Morozov<sup>22</sup>, J.V. Morris<sup>59</sup>, J.D. Morris<sup>12,a11</sup>, K. Mujkic<sup>29,a24</sup>, K. Müller<sup>92</sup>, B. Musgrave<sup>5</sup>, K. Nagano<sup>79</sup>, T. Namsoo<sup>29,a25</sup>, R. Nania<sup>9</sup>, Th. Naumann<sup>90</sup>, P.R. Newman<sup>8</sup>, C. Niebuhr<sup>29</sup>, A. Nigro<sup>69</sup>, D. Nikitin<sup>22</sup>, Y. Ning<sup>33</sup>, T. Nobe<sup>73</sup>, D. Notz<sup>29</sup>, G. Nowak<sup>18</sup>, K. Nowak<sup>29,a6</sup>, R.J. Nowak<sup>83</sup>, A.E. Nuncio-Quiroz<sup>11</sup>, B.Y. Oh<sup>81</sup>, N. Okazaki<sup>74</sup>, K. Olkiewicz<sup>18</sup>, J.E. Olsson<sup>29</sup>, Yu. Onishchuk<sup>39</sup>, D. Ozerov<sup>29</sup>, P. Pahl<sup>29</sup>, V. Palichik<sup>22</sup>, M. Pandurovic<sup>6</sup>, K. Papageorgiu<sup>15</sup>, A. Parenti<sup>29</sup>, C. Pascaud<sup>57</sup>, G.D. Patel<sup>41</sup>, E. Paul<sup>11</sup>, J.M. Pawlak<sup>83</sup>, B. Pawlik<sup>18</sup>, P. G. Pelfer<sup>24</sup>, A. Pellegrino<sup>3</sup>, E. Perez<sup>26,a3</sup>, W. Perlański<sup>83,a50</sup>, H. Perrey<sup>29</sup>, A. Petrukhin<sup>29</sup>, I. Picuric<sup>64</sup>, K. Piotrkowski<sup>45</sup>, H. Pirumov<sup>30</sup>, D. Pitzl<sup>29</sup>, R. Plačákytė<sup>29,a6</sup>, P. Pluciński<sup>84,a51</sup>, B. Pokorny<sup>66</sup>, N.S. Pokrovskiy<sup>2</sup>, R. Polifka<sup>66,a8</sup>, A. Polini<sup>9</sup>, B. Povh<sup>32</sup>, A.S. Proskuryakov<sup>55</sup>, M. Przybycień<sup>35</sup>, V. Radescu<sup>29,a6</sup>, N. Raicevic<sup>64</sup>, A. Raval<sup>29</sup>, T. Ravdandorj<sup>80</sup>, D.D. Reeder<sup>48</sup>, P. Reimer<sup>65</sup>, B. Reisert<sup>56</sup>, Z. Ren<sup>33</sup>, J. Repond<sup>5</sup>, Y.D. Ri<sup>75,a48</sup>, E. Rizvi<sup>42</sup>, A. Robertson<sup>58</sup>, P. Robmann<sup>92</sup>, P. Roloff<sup>29,a23</sup>, R. Roosen<sup>4</sup>, A. Rostovtsev<sup>52</sup>, M. Rotaru<sup>13</sup>, I. Rubinsky<sup>29</sup>, J.E. Ruiz Tabasco<sup>89</sup>, S. Rusakov<sup>53</sup>, M. Ruspa<sup>77</sup>, R. Sacchi<sup>76</sup>, D. Šálek<sup>66</sup>, U. Samson<sup>11</sup>, D.P.C. Sankey<sup>59</sup>, G. Sartorelli<sup>10</sup>, M. Sauter<sup>30</sup>, E. Sauvan<sup>50,a9</sup>, A.A. Savin<sup>48</sup>, D.H. Saxon<sup>27</sup>, M. Schioppa<sup>17</sup>, S. Schlenstedt<sup>90</sup>, P. Schleper<sup>28</sup>, W.B. Schmidke<sup>56</sup>, S. Schmitt<sup>29</sup>, U. Schneekloth<sup>29</sup>, L. Schoeffel<sup>26</sup>, V. Schönberg<sup>11</sup>, A. Schöning<sup>30</sup>, T. Schörner-Sadenius<sup>29</sup>, H.-C. Schultz-Coulon<sup>31</sup>, J. Schwartz<sup>51</sup>, F. Sciulli<sup>33</sup>, F. Sefkow<sup>29</sup>, L.M. Shcheglova<sup>55</sup>, R. Shehzadi<sup>11</sup>, S. Shimizu<sup>74,a23</sup>, L.N. Shtarkov<sup>53</sup>, S. Shushkevich<sup>29</sup>, I. Singh<sup>14,a12</sup>, I.O. Skillicorn<sup>27</sup>, W. Słomiński<sup>19,a16</sup>, T. Sloan<sup>40</sup>, W.H. Smith<sup>48</sup>, V. Sola<sup>28</sup>, A. Solano<sup>76</sup>, Y. Soloviev<sup>25,53</sup>, D. Son<sup>20</sup>, P. Sopicki<sup>18</sup>, V. Sosnovtsev<sup>54</sup>, D. South<sup>29</sup>, V. Spaskov<sup>22</sup>, A. Specka<sup>62</sup>, A. Spiridonov<sup>29,a26</sup>, H. Stadie<sup>28</sup>, L. Stanco<sup>60</sup>, Z. Staykova<sup>4</sup>, M. Steder<sup>29</sup>, N. Stefaniuk<sup>39</sup>, B. Stella<sup>68</sup>, A. Stern<sup>71</sup>, T.P. Stewart<sup>78</sup>, A. Stifutkin<sup>54</sup>, G. Stoicea<sup>13</sup>, P. Stopa<sup>18</sup>, U. Straumann<sup>92</sup>, S. Suchkov<sup>54</sup>, G. Susinno<sup>17</sup>, L. Suszycki<sup>35</sup>, T. Sykora<sup>4,66</sup>, J. Sztuk-Dambietz<sup>28</sup>, J. Szuba<sup>29,a27</sup>, D. Szuba<sup>28</sup>, A.D. Tapper<sup>43</sup>, E. Tassi<sup>17,a13</sup>, J. Terrón<sup>49</sup>, T. Theedt<sup>29</sup>, P.D. Thompson<sup>8</sup>, H. Tiecke<sup>3</sup>, K. Tokushuku<sup>79,a34</sup>, J. Tomaszewska<sup>29,a28</sup>, T.H. Tran<sup>57</sup>, D. Traynor<sup>42</sup>, P. Truöl<sup>92</sup>, V. Trusov<sup>39</sup>, I. Tsakov<sup>70</sup>, B. Tseepeldorj<sup>80,a5</sup>, T. Tsurugai<sup>87</sup>, M. Turcato<sup>28</sup>, O. Turkot<sup>39,a39</sup>, J. Turnau<sup>18</sup>, T. Tymieniecka<sup>84,a52</sup>, M. Vázquez<sup>3,a23</sup>, A. Valkárová<sup>66</sup>, C. Vallée<sup>50</sup>, P. Van Mechelen<sup>4</sup>, Y. Vazdik<sup>53</sup>, A. Verbytskyi<sup>29</sup>, O. Viazlo<sup>39</sup>, N.N. Vlasov<sup>25,a31</sup>, R. Walczak<sup>58</sup>, W.A.T. Wan Abdullah<sup>36</sup>, D. Wegener<sup>21</sup>, J.J. Whitmore<sup>81,a44</sup>, K. Wichmann<sup>29</sup>, L. Wiggers<sup>3</sup>, M. Wing<sup>44</sup>, M. Wlasenko<sup>11</sup>, G. Wolf<sup>29</sup>, H. Wolfe<sup>48</sup>, K. Wrona<sup>29</sup>, E. Wunsch<sup>29</sup>, A.G. Yagües-Molina<sup>29</sup>, S. Yamada<sup>79</sup>, Y. Yamazaki<sup>79,a35</sup>, R. Yoshida<sup>5</sup>, C. Youngman<sup>29</sup>, O. Zabiegalo<sup>39,a39</sup>, J. Žáček<sup>66</sup>, J. Zálešák<sup>65</sup>, L. Zawiejski<sup>18</sup>, O. Zenaiev<sup>29</sup>, W. Zeuner<sup>29,a23</sup>, Z. Zhang<sup>57</sup>, B.O. Zhautykov<sup>2</sup>, N. Zhmak<sup>38,a37</sup>, A. Zhokin<sup>52</sup>, A. Zichichi<sup>10</sup>, R. Žlebčík<sup>66</sup>, H. Zohrabyan<sup>86</sup>, Z. Zolkapli<sup>36</sup>, F. Zomer<sup>57</sup>, D.S. Zotkin<sup>55</sup> and A.F. Żarnecki<sup>83</sup>

<sup>1</sup> *I. Physikalisches Institut der RWTH, Aachen, Germany*

<sup>2</sup> *Institute of Physics and Technology of Ministry of Education and Science of Kazakhstan, Almaty, Kazakhstan*

<sup>3</sup> *NIKHEF and University of Amsterdam, Amsterdam, Netherlands* <sup>b29</sup>

- <sup>4</sup> *Inter-University Institute for High Energies ULB-VUB, Brussels and Universiteit Antwerpen, Antwerpen, Belgium*<sup>b2</sup>
- <sup>5</sup> *Argonne National Laboratory, Argonne, Illinois 60439-4815, USA*<sup>b13</sup>
- <sup>6</sup> *Vinca Institute of Nuclear Sciences, University of Belgrade, 1100 Belgrade, Serbia*
- <sup>7</sup> *Andrews University, Berrien Springs, Michigan 49104-0380, USA*
- <sup>8</sup> *School of Physics and Astronomy, University of Birmingham, Birmingham, UK*<sup>b16</sup>
- <sup>9</sup> *INFN Bologna, Bologna, Italy*<sup>b14</sup>
- <sup>10</sup> *University and INFN Bologna, Bologna, Italy*<sup>b14</sup>
- <sup>11</sup> *Physikalisches Institut der Universität Bonn, Bonn, Germany*<sup>b15</sup>
- <sup>12</sup> *H.H. Wills Physics Laboratory, University of Bristol, Bristol, United Kingdom*<sup>b16</sup>
- <sup>13</sup> *National Institute for Physics and Nuclear Engineering (NIPNE) , Bucharest, Romania*<sup>b11</sup>
- <sup>14</sup> *Panjab University, Department of Physics, Chandigarh, India*
- <sup>15</sup> *Department of Engineering in Management and Finance, Univ. of the Aegean, Chios, Greece*
- <sup>16</sup> *Physics Department, Ohio State University, Columbus, Ohio 43210, USA*<sup>b13</sup>
- <sup>17</sup> *Calabria University, Physics Department and INFN, Cosenza, Italy*<sup>b14</sup>
- <sup>18</sup> *The Henryk Niewodniczanski Institute of Nuclear Physics, Polish Academy of Sciences, Cracow, Poland*<sup>b4</sup>
- <sup>19</sup> *Department of Physics, Jagellonian University, Cracow, Poland*
- <sup>20</sup> *Kyungpook National University, Center for High Energy Physics, Daegu, South Korea*<sup>b23</sup>
- <sup>21</sup> *Institut für Physik, TU Dortmund, Dortmund, Germany*<sup>b1</sup>
- <sup>22</sup> *Joint Institute for Nuclear Research, Dubna, Russia*
- <sup>23</sup> *INFN Florence, Florence, Italy*<sup>b14</sup>
- <sup>24</sup> *University and INFN Florence, Florence, Italy*<sup>b14</sup>
- <sup>25</sup> *Fakultät für Physik der Universität Freiburg i.Br., Freiburg i.Br., Germany*
- <sup>26</sup> *CEA, DSM/Irfu, CE-Saclay, Gif-sur-Yvette, France*
- <sup>27</sup> *School of Physics and Astronomy, University of Glasgow, Glasgow, United Kingdom*<sup>b16</sup>
- <sup>28</sup> *Institut für Experimentalphysik, Universität Hamburg, Hamburg, Germany*<sup>b1, b21</sup>
- <sup>29</sup> *Deutsches Elektronen-Synchrotron DESY, Hamburg, Germany*
- <sup>30</sup> *Physikalisches Institut, Universität Heidelberg, Heidelberg, Germany*<sup>b1</sup>
- <sup>31</sup> *Kirchhoff-Institut für Physik, Universität Heidelberg, Heidelberg, Germany*<sup>b1</sup>
- <sup>32</sup> *Max-Planck-Institut für Kernphysik, Heidelberg, Germany*
- <sup>33</sup> *Nevis Laboratories, Columbia University, Irvington on Hudson, New York 10027, USA*<sup>b18</sup>
- <sup>34</sup> *Institute of Experimental Physics, Slovak Academy of Sciences, Košice, Slovak Republic*<sup>b5</sup>
- <sup>35</sup> *AGH-University of Science and Technology, Faculty of Physics and Applied Computer Science, Krakow, Poland*<sup>b20</sup>
- <sup>36</sup> *Jabatan Fizik, Universiti Malaya, 50603 Kuala Lumpur, Malaysia*<sup>b17</sup>
- <sup>37</sup> *Institute for Universe and Elementary Particles, Chonnam National University, Kwangju, South Korea*
- <sup>38</sup> *Institute for Nuclear Research, National Academy of Sciences, Kyiv, Ukraine*
- <sup>39</sup> *Department of Nuclear Physics, National Taras Shevchenko University of Kyiv, Kyiv, Ukraine*
- <sup>40</sup> *Department of Physics, University of Lancaster, Lancaster, UK*<sup>b16</sup>
- <sup>41</sup> *Department of Physics, University of Liverpool, Liverpool, UK*<sup>b16</sup>
- <sup>42</sup> *School of Physics and Astronomy, Queen Mary, University of London, London, UK*<sup>b16</sup>
- <sup>43</sup> *Imperial College London, High Energy Nuclear Physics Group, London, United*

Kingdom <sup>b16</sup>

<sup>44</sup> *Physics and Astronomy Department, University College London, London, United Kingdom* <sup>b16</sup>

<sup>45</sup> *Institut de Physique Nucléaire, Université Catholique de Louvain, Louvain-la-Neuve, Belgium* <sup>b24</sup>

<sup>46</sup> *Physics Department, University of Lund, Lund, Sweden* <sup>b6</sup>

<sup>47</sup> *Departamento de Física, CINVESTAV IPN, México City, México* <sup>b9</sup>

<sup>48</sup> *Department of Physics, University of Wisconsin, Madison, Wisconsin 53706, USA* <sup>b13</sup>

<sup>49</sup> *Departamento de Física Teórica, Universidad Autónoma de Madrid, Madrid, Spain* <sup>b25</sup>

<sup>50</sup> *CPPM, Aix-Marseille Univ, CNRS/IN2P3, 13288 Marseille, France*

<sup>51</sup> *Department of Physics, McGill University, Montréal, Québec, Canada H3A 2T8* <sup>b26</sup>

<sup>52</sup> *Institute for Theoretical and Experimental Physics, Moscow, Russia* <sup>b10</sup>

<sup>53</sup> *Lebedev Physical Institute, Moscow, Russia*

<sup>54</sup> *Moscow Engineering Physics Institute, Moscow, Russia* <sup>b27</sup>

<sup>55</sup> *Lomonosov Moscow State University, Skobeltsyn Institute of Nuclear Physics, Moscow, Russia* <sup>b28</sup>

<sup>56</sup> *Max-Planck-Institut für Physik, München, Germany*

<sup>57</sup> *LAL, Université Paris-Sud, CNRS/IN2P3, Orsay, France*

<sup>58</sup> *Department of Physics, University of Oxford, Oxford, United Kingdom* <sup>b16</sup>

<sup>59</sup> *STFC, Rutherford Appleton Laboratory, Didcot, Oxfordshire, UK* <sup>b16</sup>

<sup>60</sup> *INFN Padova, Padova, Italy* <sup>b14</sup>

<sup>61</sup> *Dipartimento di Fisica dell' Università and INFN, Padova, Italy* <sup>b14</sup>

<sup>62</sup> *LLR, Ecole Polytechnique, CNRS/IN2P3, Palaiseau, France*

<sup>63</sup> *LPNHE, Université Pierre et Marie Curie Paris 6, Université Denis Diderot Paris 7, CNRS/IN2P3, Paris, France*

<sup>64</sup> *Faculty of Science University of Montenegro, Podgorica, Montenegro* <sup>b12</sup>

<sup>65</sup> *Institute of Physics of the Academy of Sciences of the Czech Republic, Praha, Czech Republic* <sup>b7</sup>

<sup>66</sup> *Faculty of Mathematics and Physics of Charles University, Praha, Czech Republic* <sup>b7</sup>

<sup>67</sup> *Department of Particle Physics and Astrophysics, Weizmann Institute, Rehovot, Israel*

<sup>68</sup> *Dipartimento di Fisica Università di Roma Tre and INFN Roma 3, Roma, Italy*

<sup>69</sup> *Dipartimento di Fisica, Università 'La Sapienza' and INFN, Rome, Italy* <sup>b14</sup>

<sup>70</sup> *Institute for Nuclear Research and Nuclear Energy, Sofia, Bulgaria*

<sup>71</sup> *Raymond and Beverly Sackler Faculty of Exact Sciences, School of Physics, Tel Aviv University, Tel Aviv, Israel* <sup>b30</sup>

<sup>72</sup> *Polytechnic University, Tokyo, Japan* <sup>b22</sup>

<sup>73</sup> *Department of Physics, Tokyo Institute of Technology, Tokyo, Japan* <sup>b22</sup>

<sup>74</sup> *Department of Physics, University of Tokyo, Tokyo, Japan* <sup>b22</sup>

<sup>75</sup> *Tokyo Metropolitan University, Department of Physics, Tokyo, Japan* <sup>b22</sup>

<sup>76</sup> *Università di Torino and INFN, Torino, Italy* <sup>b14</sup>

<sup>77</sup> *Università del Piemonte Orientale, Novara, and INFN, Torino, Italy* <sup>b14</sup>

<sup>78</sup> *Department of Physics, University of Toronto, Toronto, Ontario, Canada M5S 1A7* <sup>b26</sup>

<sup>79</sup> *Institute of Particle and Nuclear Studies, KEK, Tsukuba, Japan* <sup>b22</sup>

<sup>80</sup> *Institute of Physics and Technology of the Mongolian Academy of Sciences, Ulaanbaatar, Mongolia*

<sup>81</sup> *Department of Physics, Pennsylvania State University, University Park, Pennsylvania*

16802, USA <sup>b18</sup>

<sup>82</sup> Paul Scherrer Institut, Villigen, Switzerland

<sup>83</sup> Faculty of Physics, University of Warsaw, Warsaw, Poland

<sup>84</sup> National Centre for Nuclear Research, Warsaw, Poland

<sup>85</sup> Fachbereich C, Universität Wuppertal, Wuppertal, Germany

<sup>86</sup> Yerevan Physics Institute, Yerevan, Armenia

<sup>87</sup> Meiji Gakuin University, Faculty of General Education, Yokohama, Japan <sup>b22</sup>

<sup>88</sup> Department of Physics, York University, Ontario, Canada M3J 1P3 <sup>b26</sup>

<sup>89</sup> Departamento de Física Aplicada, CINVESTAV, Mérida, Yucatán, México <sup>b9</sup>

<sup>90</sup> Deutsches Elektronen-Synchrotron DESY, Zeuthen, Germany

<sup>91</sup> Institut für Teilchenphysik, ETH, Zürich, Switzerland <sup>b8</sup>

<sup>92</sup> Physik-Institut der Universität Zürich, Zürich, Switzerland <sup>b8</sup>

<sup>a1</sup> Also at Rechenzentrum, Universität Wuppertal, Wuppertal, Germany

<sup>a2</sup> Also at IPNL, Université Claude Bernard Lyon 1, CNRS/IN2P3, Villeurbanne, France

<sup>a3</sup> Also at CERN, Geneva, Switzerland

<sup>a4</sup> Also at Faculty of Physics, University of Bucharest, Bucharest, Romania

<sup>a5</sup> Also at Ulaanbaatar University, Ulaanbaatar, Mongolia

<sup>a6</sup> Supported by the Initiative and Networking Fund of the Helmholtz Association (HGF) under the contract VH-NG-401 and S0-072.

<sup>a7</sup> Absent on leave from NIPNE-HH, Bucharest, Romania

<sup>a8</sup> Also at Department of Physics, University of Toronto, Toronto, Ontario, Canada M5S 1A7

<sup>a9</sup> Also at LAPP, Université de Savoie, CNRS/IN2P3, Annecy-le-Vieux, France

<sup>a10</sup> Now at University of Salerno, Italy

<sup>a11</sup> Now at Queen Mary University of London, United Kingdom

<sup>a12</sup> Also funded by Max Planck Institute for Physics, Munich, Germany

<sup>a13</sup> Also Senior Alexander von Humboldt Research Fellow at Hamburg University, Institute of Experimental Physics, Hamburg, Germany

<sup>a14</sup> Also at Cracow University of Technology, Faculty of Physics, Mathematics and Applied Computer Science, Poland

<sup>a15</sup> Supported by the research grant No. 1 P03B 04529 (2005-2008)

<sup>a16</sup> Supported by the Polish National Science Centre, project No. DEC-2011/01/BST2/03643

<sup>a17</sup> Now at Rockefeller University, New York, NY 10065, USA

<sup>a18</sup> Now at DESY group FS-CFEL-1

<sup>a19</sup> Now at Institute of High Energy Physics, Beijing, China

<sup>a20</sup> Now at DESY group FEB, Hamburg, Germany

<sup>a21</sup> Also at Moscow State University, Russia

<sup>a22</sup> Now at University of Liverpool, United Kingdom

<sup>a23</sup> Now at CERN, Geneva, Switzerland

<sup>a24</sup> Also affiliated with Universtiy College London, UK

<sup>a25</sup> Now at Goldman Sachs, London, UK

<sup>a26</sup> Also at Institute of Theoretical and Experimental Physics, Moscow, Russia

<sup>a27</sup> Also at FPACS, AGH-UST, Cracow, Poland

<sup>a28</sup> Partially supported by Warsaw University, Poland

<sup>a29</sup> Now at Istituto Nucleare di Fisica Nazionale (INFN), Pisa, Italy

<sup>a30</sup> Now at Haase Energie Technik AG, Neumünster, Germany

- <sup>a31</sup> *Now at Department of Physics, University of Bonn, Germany*
- <sup>a32</sup> *Now at Biodiversität und Klimaforschungszentrum (BiK-F), Frankfurt, Germany*
- <sup>a33</sup> *Also affiliated with DESY, Germany*
- <sup>a34</sup> *Also at University of Tokyo, Japan*
- <sup>a35</sup> *Now at Kobe University, Japan*
- <sup>a37</sup> *Supported by DESY, Germany*
- <sup>a38</sup> *Member of National Technical University of Ukraine, Kyiv Polytechnic Institute, Kyiv, Ukraine*
- <sup>a39</sup> *Member of National University of Kyiv - Mohyla Academy, Kyiv, Ukraine*
- <sup>a40</sup> *Partly supported by the Russian Foundation for Basic Research, grant 11-02-91345-DFG\_a*
- <sup>a41</sup> *Alexander von Humboldt Professor; also at DESY and University of Oxford*
- <sup>a42</sup> *STFC Advanced Fellow*
- <sup>a43</sup> *Now at LNF, Frascati, Italy*
- <sup>a44</sup> *This material was based on work supported by the National Science Foundation, while working at the Foundation.*
- <sup>a45</sup> *Also at Max Planck Institute for Physics, Munich, Germany, External Scientific Member*
- <sup>a46</sup> *Now at Tokyo Metropolitan University, Japan*
- <sup>a47</sup> *Now at Nihon Institute of Medical Science, Japan*
- <sup>a48</sup> *Now at Osaka University, Osaka, Japan*
- <sup>a49</sup> *Also at Lodz University, Poland*
- <sup>a50</sup> *Member of Lodz University, Poland*
- <sup>a51</sup> *Now at Department of Physics, Stockholm University, Stockholm, Sweden*
- <sup>a52</sup> *Also at Cardinal Stefan Wyszyński University, Warsaw, Poland*
- <sup>b1</sup> *Supported by the Bundesministerium für Bildung und Forschung, FRG, under contract numbers 05H09GUF, 05H09VHC, 05H09VHF, 05H16PEA*
- <sup>b2</sup> *Supported by FNRS-FWO-Vlaanderen, IISN-IKW and IWT and by Interuniversity Attraction Poles Programme, Belgian Science Policy*
- <sup>b4</sup> *Supported by Polish Ministry of Science and Higher Education, grants DPN/N168/DESY/2009 and DPN/N188/DESY/2009*
- <sup>b5</sup> *Supported by VEGA SR grant no. 2/7062/27*
- <sup>b6</sup> *Supported by the Swedish Natural Science Research Council*
- <sup>b7</sup> *Supported by the Ministry of Education of the Czech Republic under the projects LC527, INGO-LA09042 and MSM0021620859*
- <sup>b8</sup> *Supported by the Swiss National Science Foundation*
- <sup>b9</sup> *Supported by CONACYT, México, grant 48778-F*
- <sup>b10</sup> *Russian Foundation for Basic Research (RFBR), grant no 1329.2008.2 and Rosatom*
- <sup>b11</sup> *Supported by the Romanian National Authority for Scientific Research under the contract PN 09370101*
- <sup>b12</sup> *Partially Supported by Ministry of Science of Montenegro, no. 05-1/3-3352*
- <sup>b13</sup> *Supported by the US Department of Energy*
- <sup>b14</sup> *Supported by the Italian National Institute for Nuclear Physics (INFN)*
- <sup>b15</sup> *Supported by the German Federal Ministry for Education and Research (BMBF), under contract No. 05 H09PDF*
- <sup>b16</sup> *Supported by the Science and Technology Facilities Council, UK*
- <sup>b17</sup> *Supported by an FRGS grant from the Malaysian government*

<sup>b18</sup> *Supported by the US National Science Foundation. Any opinion, findings and conclusions or recommendations expressed in this material are those of the authors and do not necessarily reflect the views of the National Science Foundation.*

<sup>b20</sup> *Supported by the Polish Ministry of Science and Higher Education and its grants for Scientific Research*

<sup>b21</sup> *Supported by the German Federal Ministry for Education and Research (BMBF), under contract No. 05h09GUF, and the SFB 676 of the Deutsche Forschungsgemeinschaft (DFG)*

<sup>b22</sup> *Supported by the Japanese Ministry of Education, Culture, Sports, Science and Technology (MEXT) and its grants for Scientific Research*

<sup>b23</sup> *Supported by the Korean Ministry of Education and Korea Science and Engineering Foundation*

<sup>b24</sup> *Supported by FNRS and its associated funds (IISN and FRiA) and by an Inter-University Attraction Poles Programme subsidised by the Belgian Federal Science Policy Office*

<sup>b25</sup> *Supported by the Spanish Ministry of Education and Science through funds provided by CICYT*

<sup>b26</sup> *Supported by the Natural Sciences and Engineering Research Council of Canada (NSERC)*

<sup>b27</sup> *Partially supported by the German Federal Ministry for Education and Research (BMBF)*

<sup>b28</sup> *Supported by RF Presidential grant N 4142.2010.2 for Leading Scientific Schools, by the Russian Ministry of Education and Science through its grant for Scientific Research on High Energy Physics and under contract No.02.740.11.0244*

<sup>b29</sup> *Supported by the Netherlands Foundation for Research on Matter (FOM)*

<sup>b30</sup> *Supported by the Israel Science Foundation*

† *deceased*



# 1 Introduction

Diffractive collisions in deep inelastic electron-proton scattering (DIS),  $ep \rightarrow eXp$ , have been studied extensively at the HERA collider. They can be viewed as resulting from processes in which the exchanged photon probes a colour-singlet combination of partons. The photon virtuality,  $Q^2$ , supplies a hard scale, which allows the application of perturbative quantum chromodynamics (QCD). Diffractive reactions in DIS are a tool to investigate low-momentum partons in the proton, notably through the study of diffractive parton distribution functions (DPDFs), determined by a QCD analysis of the data.

In diffractive  $ep$  scattering the virtual photon dissociates at a photon-proton centre-of-mass energy  $W$  and squared four-momentum transfer  $t$  at the proton vertex (figure 1), producing a hadronic system  $X$  with mass  $M_X$ . The fractional longitudinal momentum loss of the proton is denoted as  $x_P$ , while the fraction of this momentum taking part in the interaction with the photon is denoted as  $\beta$ . These variables are related to Bjorken  $x$  by  $x = \beta x_P$ . The variable  $\beta$  is related to  $M_X$  and  $Q^2$  by  $\beta \simeq Q^2/(Q^2 + M_X^2)$ . The variables  $W$ ,  $Q^2$  and the inelasticity  $y$  are related by  $W^2 \simeq sy - Q^2$ , where  $s$  is the square of the  $ep$  centre-of-mass energy.

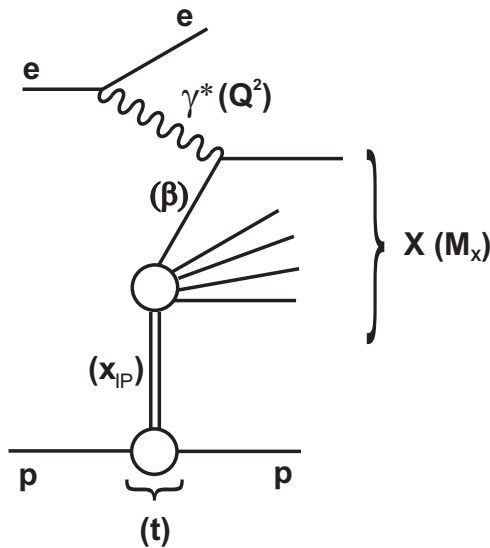


Fig. 1: Diagram of the reaction  $ep \rightarrow eXp$ .

Similarly to inclusive DIS, diffractive cross section measurements are conventionally expressed in terms of the reduced diffractive cross section,  $\sigma_r^{D(4)}$ , which is related to the measured  $ep$  cross section by

$$\frac{d\sigma^{ep \rightarrow eXp}}{d\beta dQ^2 dx_P dt} = \frac{4\pi\alpha^2}{\beta Q^4} \left[ 1 - y + \frac{y^2}{2} \right] \sigma_r^{D(4)}(\beta, Q^2, x_P, t). \quad (1)$$

The reduced cross section  $\sigma_r^{D(3)}(\beta, Q^2, x_P)$  is obtained by integrating  $\sigma_r^{D(4)}(\beta, Q^2, x_P, t)$  over  $t$ . At small and moderate values of the inelasticity  $y$ ,  $\sigma_r^{D(3)}$  is approximately equal to the diffractive structure function  $F_2^{D(3)}$  to good approximation.

Experimentally, diffractive  $ep$  scattering is characterised by the presence of a leading proton in the final state carrying most of the proton beam energy and by a depletion of hadronic activity in the pseudo-rapidity<sup>1</sup> distribution of particles (large rapidity gap, LRG) in the forward (proton) direction. Both of these signatures have been exploited in various analyses by H1 and ZEUS to select diffractive samples either by tagging the outgoing proton in dedicated proton spectrometers [1–4] or by requiring the presence of a large rapidity gap [4–6]. The two methods differ partially in the accessible kinematic ranges (higher  $x_{\mathcal{P}}$  for the proton-tagged data) and substantially in their dominant sources of systematic uncertainties. In LRG-based measurements, the largest uncertainty arises from proton dissociative events,  $ep \rightarrow eXN$ , in which the proton dissociates into a low mass state  $N$ . Low  $x_{\mathcal{P}}$  samples selected by the proton spectrometers have little or no proton dissociation contribution, but their precision is limited statistically by the small acceptances and systematically by large uncertainties in the proton tagging efficiency, which strongly depends on the proton-beam optics. The results from both methods are found to be consistent [1, 2, 4, 6, 7].

Combining measurements can provide more precise and kinematically extended data than the individual measurements. In this paper, a combination of the H1 [1, 2] and the ZEUS [3, 4] proton spectrometer results is presented. The combination is performed using the weighted averaging method introduced in [8] and extended in [9, 10]. The correlated systematic uncertainties and global normalisations are constrained in the fit such that one coherent data set is obtained. Since H1 and ZEUS have employed different experimental techniques, using different detectors and methods of kinematic reconstruction, the combination leads to significantly reduced uncertainties. The kinematic range of the combined data is:  $2.5 \leq Q^2 \leq 200 \text{ GeV}^2$ ,  $0.0018 \leq \beta \leq 0.816$ ,  $0.00035 \leq x_{\mathcal{P}} \leq 0.09$  and  $0.09 < |t| < 0.55 \text{ GeV}^2$ . The latter requirement restricts the analysis to the  $t$  range directly accessible by both the H1 and ZEUS proton spectrometers.

## 2 Combination of the H1 and ZEUS measurements

### 2.1 Data samples

The H1 [11] and ZEUS [12] detectors were general purpose instruments which consisted of tracking systems surrounded by electromagnetic and hadronic calorimeters and muon detectors, ensuring close to  $4\pi$  coverage about the  $ep$  interaction point. Both detectors were equipped with proton spectrometers; the Leading Proton Spectrometer (LPS) for ZEUS, the Forward Proton Spectrometer (FPS) and the Very Forward Proton Spectrometer (VFPS) for H1. These spectrometers were located 60 to 220 m away from the main detectors in the forward (proton beam) direction.

The combination is based on the cross sections measured with the H1 FPS [1, 2] and the ZEUS LPS [3, 4]. The bulk of the data [1, 2, 4] was taken at electron and proton beam energies of  $E_e \simeq 27.5 \text{ GeV}$  and  $E_p = 920 \text{ GeV}$ , respectively, corresponding to an  $ep$  centre-of-mass energy

---

<sup>1</sup>The pseudo-rapidity is defined as  $\eta = -\ln \tan \theta/2$  where the polar angle  $\theta$  is measured with respect to the proton beam direction.

Data Set	$Q^2$ range [GeV <sup>2</sup> ]	$x_{\mathcal{P}}$ range	$y$ range	$\beta$ range	$t$ range [GeV <sup>2</sup> ]	Luminosity [pb <sup>-1</sup> ]	Ref.
H1 FPS HERA II	4 – 700	< 0.1	0.03 – 0.8	0.001 – 1	0.1 – 0.7	156.6	[2]
H1 FPS HERA I	2 – 50	< 0.1	0.02 – 0.6	0.004 – 1	0.08 – 0.5	28.4	[1]
			$W$ range [GeV]	$M_X$ range [GeV]			
ZEUS LPS 2	2.5 – 120	0.0002 – 0.1	40 – 240	2 – 40	0.09 – 0.55	32.6	[4]
ZEUS LPS 1	2 – 100	< 0.1	25 – 240	> 1.5	0.075 – 0.35	3.6	[3]

Table 1: H1 and ZEUS data sets used for the combination.

of  $\sqrt{s} = 318$  GeV. The earlier ZEUS LPS data [3] collected at  $E_p = 820$  GeV are corrected to a common  $\sqrt{s} = 318$  GeV by using the extrapolation procedure described in section 2.1.2. The three-fold differential reduced cross sections,  $\sigma_r^{D(3)}(\beta, Q^2, x_{\mathcal{P}})$ , are combined. For the original measurements, the main H1 and ZEUS detectors are used to reconstruct  $Q^2$ ,  $W$  and  $x$ , whereas  $M_X$ ,  $\beta$ ,  $x_{\mathcal{P}}$  and  $t$  are derived from the proton spectrometer measurement or from combined information of the proton spectrometers and the main detectors. In table 1 the data sets used for the combination are listed together with their kinematic ranges and integrated luminosities.

### 2.1.1 Restricted $t$ range

In the individual analyses [1–4] the reduced cross sections are directly measured for ranges of the squared four-momentum transfer  $t$  visible to the proton spectrometers (see table 1) and extrapolated to the range<sup>2</sup>  $|t_{min}| < |t| < 1$  GeV<sup>2</sup> (denoted in the following as ‘the full  $t$  range’), assuming an exponential  $t$  dependence of the diffractive cross section and using the exponential slope measured from the data. Due to the uncertainties of the slope parameters measured by H1 [1,2] and ZEUS [3,4], this extrapolation introduces an additional uncertainty in the normalisation of the cross section. To reduce this source of systematic uncertainty, the H1 and ZEUS cross sections are combined in the restricted  $t$  range  $0.09 < |t| < 0.55$  GeV<sup>2</sup> covered by the proton spectrometer acceptances of both detectors for the bulk of the data. The correction factors from the visible  $t$  range of the ‘FPS HERA I’ and ‘LPS 1’ data samples to the restricted  $t$  range are evaluated by using the  $t$  dependencies as a function of  $x_{\mathcal{P}}$  measured for each sample. The correction factors for the most precise ‘FPS HERA II’ data are applied in bins of  $\beta$ ,  $Q^2$  and  $x_{\mathcal{P}}$ . For the ‘LPS 2’ sample the restricted range coincides with the visible range. Because of the uncertainty on the exponential slope parameter, such factors introduce uncertainties of 2.2%, 1.1% and 5% on the ‘FPS HERA II’, ‘FPS HERA I’ and ‘LPS 1’ data, respectively, which are included in the normalisation uncertainty on each sample. The total normalisation uncertainties of the data samples are listed in table 2. In the restricted  $t$  range, these uncertainties are in general smaller and the average normalisations are in better agreement than in the full  $t$  range; the ratio of the ‘FPS HERA II’ to the ‘LPS 2’ data averaged over the measured data points, which is  $0.85 \pm 0.01(\text{stat}) \pm 0.03(\text{sys}) \pm_{-0.12}^{+0.09}(\text{norm})$  in the full  $t$  range [2], becomes  $0.91 \pm 0.01(\text{stat}) \pm 0.03(\text{sys}) \pm 0.08(\text{norm})$  in the restricted  $t$  range. Within the uncertainties, the ratio does not show any significant  $\beta$ ,  $Q^2$  or  $x_{\mathcal{P}}$  dependence.

<sup>2</sup>The smallest kinematically accessible value of  $|t|$  is denoted as  $|t_{min}|$ .

Data Set	$ t_{min}  <  t  < 1 \text{ GeV}^2$	$0.09 <  t  < 0.55 \text{ GeV}^2$
FPS HERA II	$\pm 6\%$	$\pm 5\%$
FPS HERA I	$\pm 10\%$	$\pm 10\%$
LPS 2	+11%, -7%	$\pm 7\%$
LPS 1	+12%, -10%	$\pm 11\%$

Table 2: Normalisation uncertainties in the full range  $|t| < 1 \text{ GeV}^2$  and in the restricted  $t$  range for the data used for the combination.

### 2.1.2 Extrapolation to a common $(Q^2, x_{\mathcal{P}}, \beta)$ grid

The original binning schemes of the  $\sigma_r^{D(3)}$  measurements are very different. In the H1 case the measurements are extracted at fixed  $\beta$ , whereas for ZEUS the cross section is measured at fixed  $M_X$ ; also the  $Q^2$  and  $x_{\mathcal{P}}$  central values differ. Therefore, prior to the combination, the H1 and ZEUS data are transformed to a common grid of  $(\beta, Q^2, x_{\mathcal{P}})$  points. The grid points are based on the original binning scheme of the ‘FPS HERA II’ data. The  $(Q^2, x_{\mathcal{P}})$  grid points at the lowest  $Q^2$  value of  $2.5 \text{ GeV}^2$  and at the lowest and highest  $x_{\mathcal{P}}$  values, which are beyond the ‘FPS HERA II’ data grid, are taken from the ‘LPS 2’ measurement.

The transformation of a measurement from the original  $i^{\text{th}}$  point  $(\beta_i, Q_i^2, x_{\mathcal{P}i})$  to the nearest grid point  $(\beta_{grid}, Q_{grid}^2, x_{\mathcal{P}grid})$  is performed by multiplying the measured cross section by the ratio  $\sigma_r^{D(3)}(\beta_{grid}, Q_{grid}^2, x_{\mathcal{P}grid}) / \sigma_r^{D(3)}(\beta_i, Q_i^2, x_{\mathcal{P}i})$  calculated with the Next-to-Leading-Order (NLO) DPDF ‘ZEUS SJ’ parameterisation [13]. Most of the corrections are smaller than 10%, while a few points undergo corrections up to  $\sim 30\%$ . The procedure is checked by using the NLO DPDF ‘H1 Fit B’ parameterisation [5]. The resulting difference is treated as a procedural uncertainty on the combined cross section, as discussed in Section 2.3.2.

The cross sections from all the data sets are shown in figure 2 after correcting to  $0.09 < |t| < 0.55 \text{ GeV}^2$  and transforming to the common grid.

## 2.2 Combination method

The combination is based on the  $\chi^2$  minimisation method described in [8] and used for previous combined HERA results [10]. The averaging procedure is based on the assumption that at a given kinematic point the H1 and ZEUS experiments are measuring the same cross section. The correlated systematic uncertainties are floated coherently. The procedure allows a model independent check of the data consistency and leads to a significant reduction of the correlated uncertainties.

For an individual data set, the  $\chi^2$  function is defined as:

$$\chi_{exp}^2(\mathbf{m}, \mathbf{b}) = \sum_i \frac{\left[ m^i - \sum_j \gamma_j^i m^i b_j - \mu^i \right]^2}{\delta_{i,stat}^2 \mu^i \left( m^i - \sum_j \gamma_j^i m^i b_j \right) + (\delta_{i,uncor} m^i)^2} + \sum_j b_j^2. \quad (2)$$

Here  $\mu^i$  is the measured cross section value at a point  $i$  ( $\beta_i, Q_i^2, x_{\mathcal{P}i}$ ), and  $\gamma_j^i$ ,  $\delta_{i,stat}$  and  $\delta_{i,uncor}$  are the relative correlated systematic, relative statistical and relative uncorrelated systematic uncertainties, respectively. The vector  $\mathbf{m}$  of quantities  $m^i$  expresses the values of the combined cross section for each point  $i$  and the vector  $\mathbf{b}$  of quantities  $b_j$  expresses the shifts of the correlated systematic uncertainty sources,  $j$ , in units of the standard deviation. The relative uncertainties  $\gamma_j^i$  and  $\delta_{i,uncor}$  are multiplied by the combined cross section  $m^i$  in order to take into account the fact that the correlated and uncorrelated systematic uncertainties are to a good approximation proportional to the central values (multiplicative uncertainties). On the other hand, the statistical uncertainties scale with the square root of the expected number of events, which is determined by the expected cross section, corrected for the biases due to the correlated systematic uncertainties. This is taken into account by the  $\delta_{i,stat}^2 \mu^i (m^i - \sum_j \gamma_j^i m^i b_j)$  term.

If several analyses provide measurements at the same  $(\beta, Q^2, x_{\mathcal{P}})$  values, a  $\chi_{tot}^2$  is built [9] from the sum of the  $\chi_{exp}^2$  of each data set, assuming the individual data sets to be statistically uncorrelated. The  $\chi_{tot}^2$  is minimised with respect to the  $m^i$  and  $b_j$  from each data set with an iterative procedure. The ratio  $\chi_{min}^2/n_{dof}$  is a measure of the consistency of the data sets. The number of degrees of freedom,  $n_{dof}$ , is calculated as the difference between the total number of measurements and the number of averaged points. The uncertainties of the combined cross sections are evaluated from the  $\chi_{min}^2 + 1$  criteria [8–10]. For some of the  $(\beta, Q^2, x_{\mathcal{P}})$  points there is only one measurement; however, because of the systematic uncertainty correlations such measurements may be shifted with respect to the original values, and the uncertainties may be reduced.

## 2.3 Uncertainties

### 2.3.1 Experimental systematic uncertainties and their correlations

The input cross sections are published with their statistical and systematic uncertainties. The statistical uncertainties correspond to  $\delta_{i,stat}$  in Eq. (2). The systematic uncertainties are classified as point-to-point correlated or point-to-point uncorrelated, corresponding to  $\gamma_j^i$  and  $\delta_{i,uncor}$  respectively, according to the information provided in the corresponding publications, as follows:

- for the two older analyses, ‘FPS HERA I’ and ‘LPS 1’, only the total systematic uncertainties are given [1,3], with no information on the single contributions and point-to-point correlations. For these two samples only the normalisation uncertainties (table 2) are considered among the correlated systematics, while the remaining uncertainties are treated as uncorrelated;
- for the sample ‘FPS HERA II’ all the systematic sources discussed in [2] are treated as point-to-point correlated. The hadronic energy scale uncertainty is taken as correlated separately for  $x_{\mathcal{P}} < 0.012$  and  $x_{\mathcal{P}} > 0.012$ . This is to account for the different sensitivity to this systematic source for the two  $x_{\mathcal{P}}$  regions, where different methods are used to reconstruct the variable  $\beta$ , which are typically sensitive to different regions of the H1 central calorimeter. For  $x_{\mathcal{P}} < 0.012$ , where the mass  $M_X$  of the hadronic final state

is used to reconstruct  $\beta$ , the effect on the cross section due to the hadronic energy scale uncertainty is 4% on average and reaches 6.7%. For  $x_{\mathbb{P}} > 0.012$ , where  $\beta$  is reconstructed with the leading proton energy measured by the FPS, the cross section shows almost no sensitivity to the hadronic energy scale;

- in the ‘LPS 2’ case, the total systematic uncertainties quoted in [4] are decomposed in correlated and uncorrelated following the prescriptions in [13]. They are symmetrised by taking the average of the positive and negative uncertainties.

In the H1 ‘FPS HERA II’ analysis, the systematic effects related to the leading proton measurement are considered as correlated and derived from the variation of the acceptance in the  $x_{\mathbb{P}}$  and  $t$  bins when shifting the FPS energy scale and transverse momentum within the estimated uncertainties [2]. In the ZEUS ‘LPS 2’ case, the systematic uncertainty related to the leading proton measurement is dominated by the incomplete knowledge of the beam optics, of the position of the beamline aperture limitations and of the intrinsic transverse-momentum spread of the proton beam at the interaction point. The beam optics contribution is largely independent of the kinematic variables and therefore is taken as a normalisation uncertainty [4]. The other contributions are quantified by varying the cut on the distance of closest approach of the reconstructed proton track to the beampipe, and the value of the intrinsic transverse-momentum spread assumed in the simulation. They are treated as uncorrelated uncertainties.

All the H1 systematic uncertainties are treated as independent of the ZEUS uncertainties, and vice versa. Possible effects due to correlations between the two experiments are taken into account in the procedural uncertainties, discussed in Section 2.3.2. In total, 23 independent sources of correlated systematic uncertainties are considered, including the global normalisation for each sample. The full list is given in table 3.

### 2.3.2 Procedural uncertainties

The following uncertainties on the combined cross sections due to the combination procedure are studied:

- The  $\chi^2$  function given by Eq. (2) treats all systematic uncertainties as multiplicative, i.e. proportional to the expected central values. While this generally holds for the normalisation uncertainties, it may not be the case for the other uncertainties. To study the sensitivity of the average result to this issue, an alternative averaging is performed. Only the normalisation uncertainty and those related to the  $t$  reconstruction (the uncertainties on the ‘FPS HERA II’ proton  $p_x, p_y$  reconstruction and on the ‘FPS HERA II’ and ‘LPS 2’  $t$  reweighting) which, for the reasons explained in Section 2.1.1, can affect the normalisation, are taken as multiplicative, while all other uncertainties are treated as additive. The difference between this average and the nominal result is of the order of 1% on average and 6.4% at most.
- The H1 and ZEUS experiments use similar methods for detector calibration, apply similar reweighting to the Monte Carlo models used for the acceptance corrections and employ similar Monte Carlo models for QED radiative corrections, for the hadronic final state

simulation and for background subtraction. Such similarities may lead to correlations between the measurements of the two experiments. Three systematic sources are identified as the most likely to be correlated between the two experiments. These are the electromagnetic energy scale and the reweighting of the simulation in  $x_{\mathcal{P}}$  and  $t$ . Averages are formed for each of the  $2^3$  possible assumptions on the presence of correlations of these systematic uncertainties between the experiments and are compared with the nominal average for which all sources are assumed to be uncorrelated. The maximum difference between the nominal and the alternative averages is taken as an uncertainty. It is 1.4% on average and 6.6% at most, with no particular dependence on the kinematics.

- The bias introduced by transforming the data to the common grid (see Section 2.1.2) is studied by using correction factors obtained from the NLO DPDF ‘H1 Fit B’ [5] parameterisation. For a few bins this changes the result by up to 8%, but the average effect is 1.2%.
- The averaging procedure shifts the H1 hadronic energy scale at  $x_{\mathcal{P}} < 0.012$  by substantially more than  $1\sigma$  of the nominal value (see Section 3). To study the sensitivity of the average result to the treatment of the uncertainty on the H1 hadronic energy scale, an alternative averaging is performed for which this uncertainty is considered as point-to-point uncorrelated. The difference between the alternative and nominal results is 0.9% on average and reaches 8.7% at low  $x_{\mathcal{P}}$ .

For each combined data point the difference between the average obtained by considering each of the procedural effects and the nominal average is calculated and summed in quadrature. The effect of the procedural uncertainties is 2.9% on average and 9.3% at most.

### 3 Results

In the minimisation procedure, 352 data points are combined to 191 cross section measurements. The data show good consistency, with  $\chi^2_{min}/n_{dof} = 133/161$ . The distributions of pulls [10], shown in figure 3 for each data set, exhibit no significant tensions. For data with no correlated systematic uncertainties pulls are expected to follow Gaussian distributions with zero mean and unit width. Correlated systematic uncertainties lead to narrowed pull distributions.

The effects of the combination on the correlated systematic uncertainties are summarised in table 3 in terms of shifts in units of the original uncertainty and of values of the final uncertainties as percentages of the originals. The combined cross section values are given in table 4 together with statistical, uncorrelated systematic, correlated systematic, experimental, procedural and total uncertainties. The experimental uncertainty is obtained as the quadratic sum of the statistical, uncorrelated systematic and correlated systematic uncertainties. The total uncertainty is defined as the quadratic sum of the experimental and procedural uncertainties. The full information about correlations can be found elsewhere [14]. As the global normalisations of the input data sets are fitted as correlated systematic uncertainties, the normalisation uncertainty on the combined data is included in the correlated systematic uncertainty given in table 4.

Most of the 23 correlated systematic uncertainties shift by less than  $0.5 \sigma$  of the nominal value in the averaging procedure. None of them shifts by substantially more than  $1\sigma$ , with the exception of the hadronic energy scale for  $x_{\mathbb{P}} < 0.012$  for the ‘FPS HERA II’ sample. Detailed studies show that there is a tension between the H1 ‘FPS HERA II’ and ZEUS ‘LPS 2’ data at low  $x_{\mathbb{P}}$ ; the average ratio of the H1 to ZEUS cross sections is above 1.0 for  $\beta > 0.1$  and below 0.9 for  $\beta < 0.1$ . The H1 cross section uncertainty is positively correlated with the hadronic energy scale for  $\beta > 0.1$  and anti-correlated for  $\beta < 0.1$ . As a result, the combination shifts the H1 cross sections for  $x_{\mathbb{P}} < 0.012$  in the direction opposite to the cross section uncertainty due to the H1 hadronic energy scale. Conversely the combined statistical and uncorrelated uncertainty on the ZEUS data is much larger than the ZEUS hadronic energy scale uncertainty; consequently the fit is less sensitive to the ZEUS hadronic energy scale.

The influence of several correlated systematic uncertainties is reduced significantly for the combined result. Specifically, the uncertainty on the FPS proton energy measurement and the normalisation uncertainties on the ‘FPS HERA I’ and ‘LPS 1’ samples are reduced by more than a factor of 2. The H1 hadronic energy scale uncertainty for the low  $x_{\mathbb{P}}$ -range ( $x_{\mathbb{P}} < 0.012$ ) and the ZEUS hadronic energy scale uncertainty are reduced to around 55% of those for the individual data sets. Since H1 and ZEUS use different reconstruction methods, similar systematic sources influence the measured cross section differently. Therefore, requiring the cross sections to be consistent at all  $(\beta, Q^2, x_{\mathbb{P}})$  points constrains the systematic uncertainties efficiently. Due to this cross calibration effect, the combined measurement shows an average improvement of the experimental uncertainty of about 27% with respect to the most precise single data set, ‘FPS HERA II’, though the latter data set contains five times more events than the second largest data set, ‘LPS 2’. The correlated part of the experimental uncertainty is reduced from about 69% in [2] to 49% in the combined measurement. The statistical, experimental and procedural uncertainties on the combined data are on average 11%, 13.8% and 2.9%, respectively. The total uncertainty on the cross section is 14.3% on average and is 6% for the most precise points. The normalisation uncertainty, which contributes to the correlated systematic uncertainty on the combined data, is on average 4%. The combined result extends the kinematic coverage with respect to the H1 and ZEUS measurements taken separately and the resulting cross section covers the region  $2.5 \leq Q^2 \leq 200 \text{ GeV}^2$ ,  $0.0018 \leq \beta \leq 0.816$  and  $0.00035 \leq x_{\mathbb{P}} \leq 0.09$ , for  $0.09 < |t| < 0.55 \text{ GeV}^2$ . Figure 4 shows the combined cross section as a function of  $Q^2$  at  $x_{\mathbb{P}} = 0.05$ , for different values of  $\beta$ , compared with the individual measurements used for the combination. The reduction of the total uncertainty of the HERA measurement compared to the input cross sections is visible. The derivative of the reduced cross section as a function of  $\log(Q^2)$  decreases with  $\beta$ , a feature characteristic of the scaling violations in diffractive DIS, which are now measured precisely from proton-tagged as well as LRG data. Figures 5 and 6 show the HERA combined diffractive reduced cross sections as a function of  $Q^2$  and  $x_{\mathbb{P}}$ , respectively.

At low  $x_{\mathbb{P}} \lesssim 0.01$ , where the proton spectrometer data are free from proton dissociation contributions, the combined data provide the most precise determination of the absolute normalisation of the diffractive cross section.



## 4 Conclusions

The reduced diffractive cross sections,  $\sigma_r^{D(3)}(ep \rightarrow eXp)$ , measured by the H1 and ZEUS Collaborations by using proton spectrometers to detect the leading protons are combined. The input data from the two experiments are consistent with a  $\chi_{min}^2/n_{dof} = 133/161$ . The combination of the measurements results in more precise and kinematically extended diffractive DIS data in the  $t$ -range  $0.09 < |t| < 0.55 \text{ GeV}^2$ . The total uncertainty on the cross section measurement is 6% for the most precise points. The combined data provide the most precise determination of the absolute normalisation of the  $ep \rightarrow eXp$  cross section.

## Acknowledgements

We are grateful to the HERA machine group whose outstanding efforts have made these experiments possible. We appreciate the contributions to the construction and maintenance of the H1 and ZEUS detectors of many people who are not listed as authors. We thank our funding agencies for financial support, the DESY technical staff for continuous assistance and the DESY directorate for their support and for the hospitality they extended to the non-DESY members of the collaborations.

## References

- [1] H1 Collaboration, A. Aktas *et al.*, Eur. Phys. J. **C48**, 749 (2006).
- [2] H1 Collaboration, A. Aktas *et al.*, Eur. Phys. J. **C71**, 1578 (2011).
- [3] ZEUS Collaboration, S. Chekanov *et al.*, Eur. Phys. J. **C38**, 43 (2004).
- [4] ZEUS Collaboration, S. Chekanov *et al.*, Nucl. Phys. **B816**, 1 (2009).
- [5] H1 Collaboration, A. Aktas *et al.*, Eur. Phys. J. **C48**, 715 (2006).
- [6] H1 Collaboration, F.D. Aaron *et al.*, DESY-12-041, arXiv:1203.4495.
- [7] P. Newman and M. Ruspa, arXiv:0903.2957.
- [8] A. Glazov, AIP Conf. Proc. **792**, 237 (2005).
- [9] H1 Collaboration, F. D. Aaron *et al.*, Eur. Phys. J. **C63**, 625 (2009).
- [10] H1 and ZEUS Collaborations, F. D. Aaron *et al.*, JHEP **1001**, 109 (2010).
- [11] H1 Collaboration, I. Abt *et al.*, Nucl. Instrum. Meth. **A386** (1997) 310;  
H1 Collaboration, I. Abt *et al.*, Nucl. Instrum. Meth. **A386** (1997) 348;  
R. D. Appuhn *et al.* [H1 SPACAL Group], Nucl. Instrum. Meth. **A386** (1997) 397.

- [12] ZEUS Collaboration, U. Holm (ed.), *The ZEUS Detector*, Status Report (unpublished), DESY (1993), available on <http://www-zeus.desy.de/bluebook/bluebook.html>.
- [13] ZEUS Collaboration, S. Chekanov *et al.*, Nucl. Phys. **B831**, 1 (2010).
- [14] The combined data together with the full correlation information is provided at the URL <http://www.desy.de/h1zeus>.

Source	Shift ( $\sigma$ units)	Reduction factor %
FPS HERA II hadronic energy scale $x_{\mathbb{P}} < 0.012$	-1.61	56.9
FPS HERA II hadronic energy scale $x_{\mathbb{P}} > 0.012$	0.13	99.8
FPS HERA II electromagnetic energy scale	0.49	85.9
FPS HERA II electron angle	0.67	66.6
FPS HERA II $\beta$ reweighting	0.15	90.4
FPS HERA II $x_{\mathbb{P}}$ reweighting	0.05	98.3
FPS HERA II $t$ reweighting	0.70	79.8
FPS HERA II $Q^2$ reweighting	0.09	97.6
FPS HERA II proton energy	0.05	45.6
FPS HERA II proton $p_x$	0.62	74.5
FPS HERA II proton $p_y$	0.27	86.5
FPS HERA II vertex reconstruction	0.07	97.0
FPS HERA II background subtraction	0.84	89.9
FPS HERA II bin centre corrections	-1.05	87.3
FPS HERA II global normalisation	-0.39	84.4
FPS HERA I global normalisation	0.81	48.9
LPS 2 hadronic energy scale	-0.02	55.0
LPS 2 electromagnetic energy scale	-0.14	62.4
LPS 2 $x_{\mathbb{P}}$ reweighting	-0.32	98.2
LPS 2 $t$ reweighting	-0.26	86.4
LPS 2 background subtraction	0.40	94.9
LPS 2 global normalisation	-0.53	67.7
LPS 1 global normalisation	0.86	44.1

Table 3: Sources of point-to-point correlated systematic uncertainties considered in the combination. For each source the shifts resulting from the combination in units of the original uncertainty and the values of the final uncertainties as percentages of the original are given.

$Q^2$ (GeV <sup>2</sup> )	$\beta$	$x_{\mathbb{P}}$	$x_{\mathbb{P}}\sigma_r^{D(3)}$	$\delta_{stat}$ (%)	$\delta_{uncor}$ (%)	$\delta_{cor}$ (%)	$\delta_{exp}$ (%)	$\delta_{proc}$ (%)	$\delta_{tot}$ (%)
2.5	0.0018	0.0500	0.0110	19.	5.8	4.7	21.	7.6	22.
2.5	0.0018	0.0750	0.0166	14.	6.9	5.3	17.	7.6	18.
2.5	0.0018	0.0900	0.0128	14.	9.6	5.1	18.	7.9	20.
2.5	0.0056	0.0085	0.0101	19.	11.	7.6	23.	9.3	25.
2.5	0.0056	0.0160	0.0093	12.	6.9	5.1	14.	3.9	15.
2.5	0.0056	0.0250	0.0096	16.	9.8	5.0	20.	4.6	20.
2.5	0.0056	0.0350	0.0110	18.	11.	4.9	22.	2.3	22.
2.5	0.0056	0.0500	0.0117	9.8	6.4	5.3	13.	1.5	13.
2.5	0.0056	0.0750	0.0143	14.	11.	5.7	19.	4.7	19.
2.5	0.0056	0.0900	0.0154	15.	6.4	5.7	17.	4.3	17.
2.5	0.0178	0.0025	0.0099	14.	6.8	4.5	16.	8.2	18.
2.5	0.0178	0.0085	0.0076	8.3	7.1	4.5	12.	1.7	12.
2.5	0.0178	0.0160	0.0073	8.2	9.5	4.5	13.	1.4	13.
2.5	0.0178	0.0250	0.0071	8.8	9.2	4.5	14.	1.4	14.
2.5	0.0178	0.0350	0.0095	15.	29.	4.9	33.	2.3	33.
2.5	0.0178	0.0500	0.0114	7.8	7.1	4.5	11.	2.2	12.
2.5	0.0178	0.0750	0.0123	11.	7.8	4.9	14.	1.7	14.
2.5	0.0562	0.0009	0.0114	13.	8.6	5.2	16.	3.4	17.
2.5	0.0562	0.0025	0.0074	9.3	5.7	4.8	12.	2.8	12.
2.5	0.0562	0.0085	0.0064	9.6	6.7	4.5	13.	2.3	13.
2.5	0.0562	0.0160	0.0068	10.	10.	4.6	15.	4.4	16.
2.5	0.0562	0.0250	0.0063	14.	14.	4.9	20.	1.9	20.
2.5	0.1780	0.0003	0.0156	8.8	5.4	4.7	11.	2.6	12.
2.5	0.1780	0.0009	0.0102	5.9	4.3	4.4	8.5	2.2	8.8
2.5	0.1780	0.0025	0.0068	8.0	6.3	4.7	11.	2.6	12.
2.5	0.1780	0.0085	0.0074	9.3	10.	4.8	15.	3.9	15.
2.5	0.1780	0.0160	0.0116	18.	7.5	5.0	20.	2.3	20.
2.5	0.5620	0.0003	0.0214	16.	8.8	5.0	19.	2.3	19.
2.5	0.5620	0.0009	0.0172	19.	23.	5.0	31.	2.3	31.
2.5	0.5620	0.0025	0.0110	21.	28.	4.9	36.	2.3	36.
5.1	0.0018	0.0500	0.0199	5.9	0.0	6.6	8.9	1.8	9.1
5.1	0.0018	0.0750	0.0232	6.7	0.0	5.1	8.4	2.1	8.7
5.1	0.0056	0.0160	0.0135	3.9	0.6	5.9	7.1	2.0	7.4

Table 4: Combined reduced cross sections  $x_{\mathbb{P}}\sigma_r^{D(3)}(\beta, Q^2, x_{\mathbb{P}})$  for diffractive  $ep$  scattering,  $ep \rightarrow eXp$ . The values indicated by  $\delta_{stat}$ ,  $\delta_{uncor}$ ,  $\delta_{cor}$ ,  $\delta_{exp}$ ,  $\delta_{proc}$  and  $\delta_{tot}$  represent the statistical, uncorrelated systematic, correlated systematic, experimental, procedural and total uncertainties, respectively.

$Q^2$ (GeV <sup>2</sup> )	$\beta$	$x_P$	$x_P \sigma_r^{D(3)}$	$\delta_{stat}$ (%)	$\delta_{uncor}$ (%)	$\delta_{cor}$ (%)	$\delta_{exp}$ (%)	$\delta_{proc}$ (%)	$\delta_{tot}$ (%)
5.1	0.0056	0.0250	0.0120	3.4	0.3	5.2	6.2	2.0	6.6
5.1	0.0056	0.0350	0.0134	4.0	0.6	4.7	6.2	1.5	6.3
5.1	0.0056	0.0500	0.0147	3.9	0.6	5.4	6.7	3.4	7.5
5.1	0.0056	0.0750	0.0180	5.7	1.3	6.1	8.4	3.7	9.2
5.1	0.0056	0.0900	0.0224	12.	3.8	4.9	14.	3.1	14.
5.1	0.0178	0.0085	0.0120	2.6	0.4	5.9	6.4	7.6	10.
5.1	0.0178	0.0160	0.0111	2.6	0.2	5.2	5.8	2.8	6.5
5.1	0.0178	0.0250	0.0109	3.0	0.5	5.2	6.0	2.2	6.4
5.1	0.0178	0.0350	0.0101	4.3	0.6	5.2	6.8	2.2	7.2
5.1	0.0178	0.0500	0.0134	4.1	1.4	5.1	6.7	2.2	7.0
5.1	0.0178	0.0750	0.0154	6.4	2.2	4.8	8.3	2.9	8.8
5.1	0.0562	0.0025	0.0107	2.4	0.2	5.0	5.6	3.4	6.8
5.1	0.0562	0.0085	0.0088	2.7	0.3	5.0	5.7	3.5	6.7
5.1	0.0562	0.0160	0.0088	3.2	0.3	5.1	6.0	2.7	6.6
5.1	0.0562	0.0250	0.0084	4.5	0.7	5.0	6.7	3.1	7.4
5.1	0.0562	0.0500	0.0095	16.	13.	4.9	21.	1.9	21.
5.1	0.0562	0.0750	0.0153	23.	14.	5.0	27.	1.9	27.
5.1	0.1780	0.0009	0.0121	11.	7.4	4.9	14.	11.	18.
5.1	0.1780	0.0025	0.0118	1.6	0.2	5.9	6.1	4.2	7.4
5.1	0.1780	0.0085	0.0095	2.8	0.5	5.0	5.8	3.5	6.7
5.1	0.1780	0.0160	0.0075	14.	12.	4.9	19.	2.3	19.
5.1	0.1780	0.0250	0.0107	13.	13.	4.9	20.	1.9	20.
5.1	0.1780	0.0350	0.0065	20.	14.	5.0	25.	2.3	25.
5.1	0.5620	0.0003	0.0275	13.	8.2	4.9	16.	2.3	16.
5.1	0.5620	0.0009	0.0187	7.0	8.0	4.6	12.	1.8	12.
5.1	0.5620	0.0025	0.0153	1.4	0.1	6.1	6.2	6.1	8.7
5.1	0.5620	0.0085	0.0137	19.	19.	4.9	27.	2.3	27.
8.8	0.0018	0.0750	0.0288	12.	0.0	6.2	13.	1.5	13.
8.8	0.0056	0.0250	0.0152	5.0	0.8	5.1	7.2	2.0	7.5
8.8	0.0056	0.0350	0.0171	5.1	1.2	4.9	7.2	1.7	7.4
8.8	0.0056	0.0500	0.0197	4.1	1.2	4.6	6.3	1.6	6.5
8.8	0.0056	0.0750	0.0212	5.9	1.1	4.8	7.7	3.8	8.6
8.8	0.0056	0.0900	0.0281	9.6	4.4	5.0	12.	5.7	13.
8.8	0.0178	0.0085	0.0128	4.2	0.9	5.1	6.7	4.0	7.8
8.8	0.0178	0.0160	0.0124	3.1	0.6	4.9	5.8	1.5	6.0
8.8	0.0178	0.0250	0.0133	3.4	0.6	4.8	5.9	1.5	6.1

Table 4: continued

$Q^2$ (GeV <sup>2</sup> )	$\beta$	$x_P$	$x_P \sigma_r^{D(3)}$	$\delta_{stat}$ (%)	$\delta_{uncor}$ (%)	$\delta_{cor}$ (%)	$\delta_{exp}$ (%)	$\delta_{proc}$ (%)	$\delta_{tot}$ (%)
8.8	0.0178	0.0350	0.0130	4.5	0.5	4.8	6.6	1.4	6.8
8.8	0.0178	0.0500	0.0159	3.8	1.0	4.6	6.1	1.5	6.3
8.8	0.0178	0.0750	0.0162	5.6	1.7	4.8	7.6	2.3	8.0
8.8	0.0178	0.0900	0.0220	9.5	5.9	5.0	12.	2.7	13.
8.8	0.0562	0.0025	0.0125	3.4	0.4	5.0	6.1	3.8	7.1
8.8	0.0562	0.0085	0.0106	3.2	0.6	5.0	6.0	2.0	6.3
8.8	0.0562	0.0160	0.0108	2.9	0.2	5.0	5.8	2.7	6.4
8.8	0.0562	0.0250	0.0098	3.6	0.5	5.0	6.2	2.5	6.7
8.8	0.0562	0.0350	0.0109	5.2	0.0	4.9	7.2	2.1	7.5
8.8	0.0562	0.0500	0.0144	5.1	1.1	5.1	7.3	2.4	7.7
8.8	0.0562	0.0750	0.0140	11.	4.3	4.6	12.	1.7	13.
8.8	0.1780	0.0009	0.0177	7.7	2.7	5.0	9.6	1.6	9.7
8.8	0.1780	0.0025	0.0129	2.3	0.4	5.1	5.6	2.5	6.1
8.8	0.1780	0.0085	0.0104	2.6	0.4	4.6	5.3	2.7	5.9
8.8	0.1780	0.0160	0.0090	3.9	0.7	5.3	6.6	2.6	7.1
8.8	0.1780	0.0250	0.0098	14.	14.	4.9	21.	1.9	21.
8.8	0.1780	0.0350	0.0103	17.	11.	4.9	21.	2.3	21.
8.8	0.1780	0.0500	0.0116	12.	8.3	4.5	15.	1.8	16.
8.8	0.5620	0.0003	0.0250	7.1	4.2	4.4	9.3	8.9	13.
8.8	0.5620	0.0009	0.0207	5.6	3.5	4.4	7.9	6.7	10.
8.8	0.5620	0.0025	0.0166	1.6	0.1	6.1	6.3	8.3	10.
8.8	0.5620	0.0085	0.0142	8.5	4.3	4.3	10.	8.0	13.
8.8	0.5620	0.0160	0.0102	17.	13.	4.4	22.	2.3	22.
15.3	0.0056	0.0500	0.0245	6.7	2.2	4.9	8.6	1.1	8.7
15.3	0.0056	0.0750	0.0296	10.	0.0	5.7	12.	1.6	12.
15.3	0.0178	0.0160	0.0176	4.8	0.7	5.0	7.0	2.4	7.4
15.3	0.0178	0.0250	0.0164	4.4	0.7	4.8	6.6	2.4	7.0
15.3	0.0178	0.0350	0.0165	5.7	1.1	4.7	7.5	1.4	7.6
15.3	0.0178	0.0500	0.0176	4.9	1.4	4.8	7.0	2.2	7.4
15.3	0.0178	0.0750	0.0211	6.7	2.1	4.8	8.5	2.6	8.9
15.3	0.0178	0.0900	0.0234	10.	1.6	4.8	11.	3.3	12.
15.3	0.0562	0.0085	0.0134	4.5	0.0	6.0	7.5	6.1	9.7
15.3	0.0562	0.0160	0.0122	3.9	0.3	4.9	6.3	2.5	6.8
15.3	0.0562	0.0250	0.0113	4.5	0.3	4.8	6.6	1.0	6.7
15.3	0.0562	0.0350	0.0121	6.2	0.0	5.0	8.0	2.0	8.2
15.3	0.0562	0.0500	0.0140	5.7	1.1	4.9	7.6	2.0	7.8

Table 4: continued

$Q^2$ (GeV <sup>2</sup> )	$\beta$	$x_P$	$x_P \sigma_r^{D(3)}$	$\delta_{stat}$ (%)	$\delta_{uncor}$ (%)	$\delta_{cor}$ (%)	$\delta_{exp}$ (%)	$\delta_{proc}$ (%)	$\delta_{tot}$ (%)
15.3	0.0562	0.0750	0.0174	7.6	1.4	4.7	9.1	2.1	9.3
15.3	0.0562	0.0900	0.0162	10.	3.6	5.1	12.	2.8	12.
15.3	0.1780	0.0025	0.0136	3.4	0.5	5.0	6.0	1.3	6.2
15.3	0.1780	0.0085	0.0111	3.4	0.5	4.8	5.9	2.2	6.2
15.3	0.1780	0.0160	0.0098	3.9	0.6	5.0	6.4	2.2	6.8
15.3	0.1780	0.0250	0.0097	6.1	0.9	5.2	8.1	2.4	8.4
15.3	0.1780	0.0350	0.0117	15.	17.	4.9	23.	2.3	23.
15.3	0.1780	0.0500	0.0134	12.	15.	4.9	20.	2.3	20.
15.3	0.5620	0.0009	0.0180	8.8	3.4	4.6	11.	3.3	11.
15.3	0.5620	0.0025	0.0173	2.5	0.2	5.8	6.3	3.5	7.2
15.3	0.5620	0.0085	0.0162	3.3	0.5	5.1	6.1	3.0	6.8
15.3	0.5620	0.0160	0.0151	17.	14.	4.9	22.	2.3	22.
15.3	0.5620	0.0350	0.0094	20.	21.	4.9	30.	2.3	30.
26.5	0.0056	0.0750	0.0359	17.	0.0	5.3	18.	3.2	18.
26.5	0.0178	0.0250	0.0179	8.0	1.4	4.8	9.4	2.3	9.7
26.5	0.0178	0.0350	0.0202	8.6	0.0	5.3	10.	1.6	10.
26.5	0.0178	0.0500	0.0250	6.7	1.3	4.8	8.4	1.8	8.6
26.5	0.0178	0.0750	0.0249	10.	2.3	5.2	12.	2.6	12.
26.5	0.0562	0.0085	0.0157	6.6	1.2	5.3	8.6	8.0	12.
26.5	0.0562	0.0160	0.0150	4.9	0.7	4.8	7.0	1.8	7.2
26.5	0.0562	0.0250	0.0134	5.5	0.7	4.5	7.1	1.3	7.3
26.5	0.0562	0.0350	0.0157	7.4	0.0	4.8	8.8	1.6	9.0
26.5	0.0562	0.0500	0.0184	6.2	1.6	5.1	8.2	1.3	8.3
26.5	0.0562	0.0750	0.0211	7.4	1.8	4.5	8.9	1.5	9.0
26.5	0.0562	0.0900	0.0237	9.6	3.2	5.0	11.	3.4	12.
26.5	0.1780	0.0025	0.0138	5.4	0.4	5.1	7.5	1.4	7.6
26.5	0.1780	0.0085	0.0126	5.0	0.8	4.8	7.0	2.7	7.5
26.5	0.1780	0.0160	0.0113	5.5	0.0	5.1	7.6	2.2	7.9
26.5	0.1780	0.0250	0.0093	6.5	1.0	4.9	8.2	1.4	8.3
26.5	0.1780	0.0350	0.0100	9.8	0.0	5.7	11.	4.0	12.
26.5	0.1780	0.0500	0.0105	26.	14.	4.9	30.	1.9	30.
26.5	0.1780	0.0750	0.0169	42.	11.	4.9	44.	1.9	44.
26.5	0.5620	0.0009	0.0241	22.	10.	4.9	25.	1.9	25.
26.5	0.5620	0.0025	0.0189	3.7	0.2	6.0	7.0	9.1	12.
26.5	0.5620	0.0085	0.0140	4.3	0.4	5.0	6.6	3.8	7.6
26.5	0.5620	0.0250	0.0136	31.	15.	4.9	35.	1.9	35.

Table 4: continued

$Q^2$ (GeV <sup>2</sup> )	$\beta$	$x_P$	$x_P \sigma_r^{D(3)}$	$\delta_{stat}$ (%)	$\delta_{uncor}$ (%)	$\delta_{cor}$ (%)	$\delta_{exp}$ (%)	$\delta_{proc}$ (%)	$\delta_{tot}$ (%)
46	0.0178	0.0500	0.0313	8.6	4.5	4.7	11.	1.6	11.
46	0.0178	0.0750	0.0218	19.	0.0	5.1	20.	2.5	20.
46	0.0562	0.0160	0.0163	8.8	0.0	5.2	10.	2.1	11.
46	0.0562	0.0250	0.0172	8.6	0.0	5.3	10.	2.1	10.
46	0.0562	0.0350	0.0158	8.3	1.8	4.6	9.6	2.2	9.8
46	0.0562	0.0500	0.0199	7.6	1.9	4.8	9.2	2.8	9.6
46	0.0562	0.0750	0.0212	8.4	1.2	4.9	9.7	3.2	10.
46	0.0562	0.0900	0.0267	8.9	2.4	4.8	10.	1.0	10.
46	0.1780	0.0085	0.0121	6.6	1.3	5.4	8.6	2.1	8.9
46	0.1780	0.0160	0.0133	5.9	1.5	4.8	7.7	2.4	8.1
46	0.1780	0.0250	0.0135	8.5	0.0	4.9	9.8	2.2	10.
46	0.1780	0.0350	0.0129	7.5	1.9	4.6	9.0	2.1	9.2
46	0.1780	0.0500	0.0148	7.4	2.9	4.8	9.3	2.4	9.6
46	0.1780	0.0750	0.0201	9.9	4.0	4.7	12.	3.4	12.
46	0.1780	0.0900	0.0177	13.	4.2	5.0	14.	8.6	17.
46	0.5620	0.0025	0.0196	5.1	1.0	5.4	7.5	4.2	8.6
46	0.5620	0.0085	0.0135	5.1	1.0	4.9	7.2	4.6	8.5
46	0.5620	0.0160	0.0124	6.9	1.8	4.8	8.6	2.3	8.9
46	0.5620	0.0250	0.0106	13.	0.0	5.9	14.	1.2	15.
46	0.5620	0.0350	0.0135	14.	7.0	4.8	16.	2.2	16.
46	0.5620	0.0500	0.0120	17.	20.	4.9	26.	2.3	26.
46	0.8160	0.0009	0.0145	21.	5.3	4.5	22.	1.4	22.
46	0.8160	0.0025	0.0131	17.	8.1	5.3	20.	3.0	20.
46	0.8160	0.0085	0.0110	18.	3.9	4.3	19.	1.5	19.
46	0.8160	0.0160	0.0092	27.	3.9	5.4	28.	4.1	28.
80	0.0562	0.0350	0.0227	19.	0.0	5.8	20.	2.7	20.
80	0.0562	0.0500	0.0235	15.	0.0	5.0	16.	2.0	16.
80	0.0562	0.0750	0.0216	24.	0.0	5.9	25.	1.9	25.
80	0.1780	0.0085	0.0206	15.	0.0	6.0	16.	2.9	16.
80	0.1780	0.0160	0.0133	13.	0.0	4.8	14.	2.3	14.
80	0.1780	0.0250	0.0146	12.	0.0	5.2	13.	1.6	13.
80	0.1780	0.0350	0.0162	14.	0.0	5.6	15.	1.0	15.
80	0.1780	0.0500	0.0146	15.	0.0	5.5	16.	2.3	16.
80	0.1780	0.0750	0.0183	26.	0.0	5.3	27.	3.0	27.
80	0.5620	0.0085	0.0116	10.	0.0	6.4	12.	5.1	13.
80	0.5620	0.0160	0.0090	14.	0.0	7.0	15.	3.5	16.

Table 4: continued



$Q^2$ (GeV <sup>2</sup> )	$\beta$	$x_P$	$x_P \sigma_r^{D(3)}$	$\delta_{stat}$ (%)	$\delta_{uncor}$ (%)	$\delta_{cor}$ (%)	$\delta_{exp}$ (%)	$\delta_{proc}$ (%)	$\delta_{tot}$ (%)
80	0.5620	0.0250	0.0104	17.	0.0	6.7	18.	5.3	19.
80	0.5620	0.0350	0.0109	25.	0.0	7.3	26.	3.6	26.
200	0.0562	0.0500	0.0162	28.	0.0	5.0	28.	1.0	28.
200	0.0562	0.0750	0.0288	37.	0.0	5.5	37.	2.3	37.
200	0.1780	0.0160	0.0145	20.	0.0	5.8	21.	1.3	21.
200	0.1780	0.0250	0.0199	16.	0.0	5.0	17.	1.9	17.
200	0.1780	0.0350	0.0169	22.	0.0	5.2	23.	2.6	23.
200	0.1780	0.0500	0.0235	20.	0.0	5.5	21.	2.6	21.
200	0.1780	0.0750	0.0209	35.	0.0	5.6	35.	2.5	36.
200	0.5620	0.0085	0.0109	19.	0.0	6.6	21.	3.9	21.
200	0.5620	0.0160	0.0093	23.	0.0	6.4	24.	1.9	24.
200	0.5620	0.0250	0.0074	27.	0.0	6.7	28.	4.9	29.
200	0.5620	0.0350	0.0158	33.	0.0	6.7	34.	2.4	34.
200	0.5620	0.0500	0.0151	29.	0.0	5.4	29.	1.8	29.
200	0.5620	0.0750	0.0228	50.	0.0	5.9	50.	3.2	50.

Table 4: continued

# H1 and ZEUS

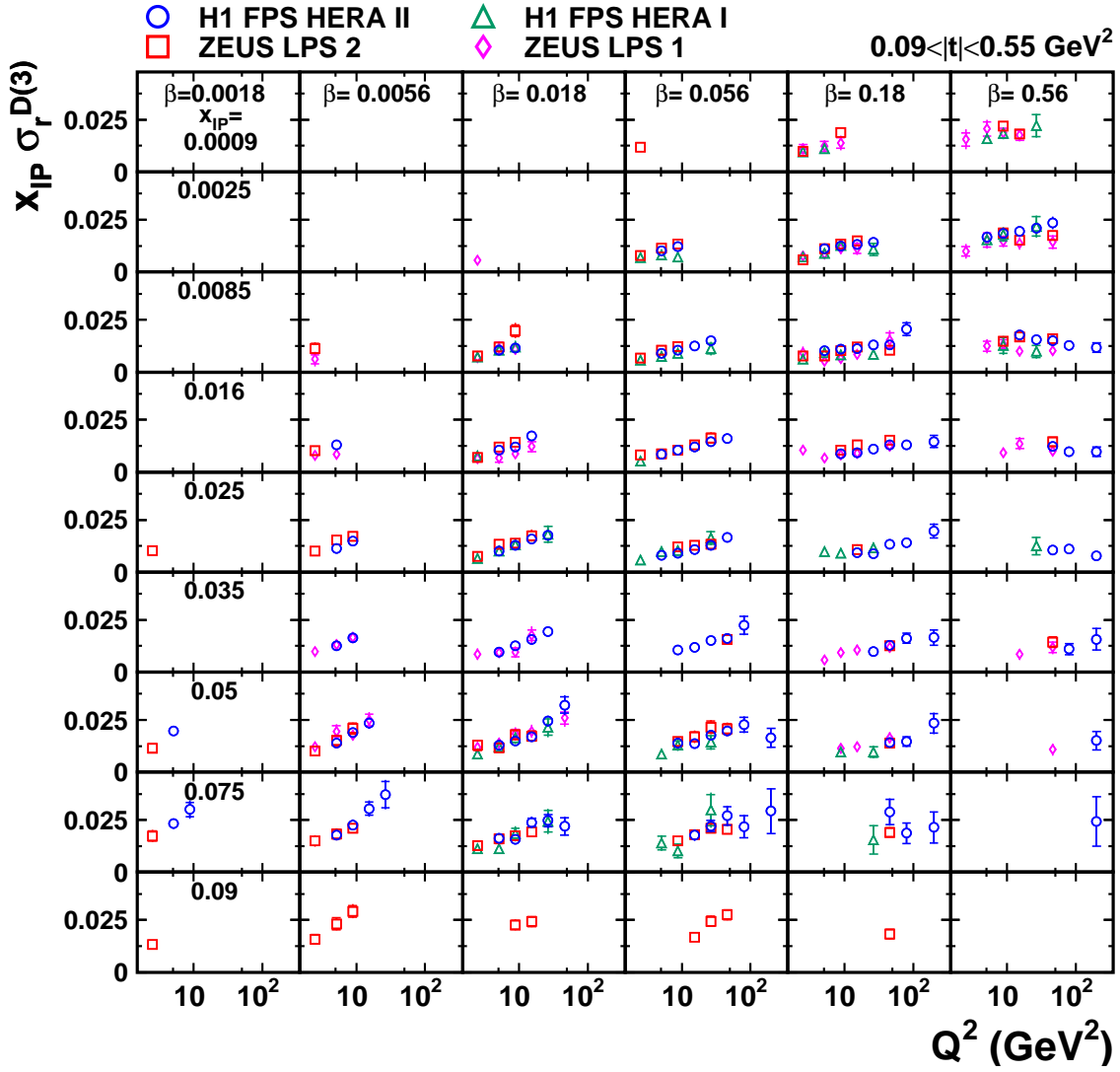


Fig. 2: Reduced diffractive cross section  $x_{\mathcal{P}} \sigma_r^{D(3)}(\beta, Q^2, x_{\mathcal{P}})$  for  $0.09 < |t| < 0.55 \text{ GeV}^2$  as a function of  $Q^2$  for different values of  $\beta$  and  $x_{\mathcal{P}}$ . The H1 ‘FPS HERA II’ [2], H1 ‘FPS HERA I’ [1], ZEUS ‘LPS 2’ [4] and ZEUS ‘LPS 1’ [3] data are presented. The inner error bars indicate the statistical uncertainties, the outer error bars show the statistical and systematic uncertainties added in quadrature. Normalisation uncertainties are not included in the error bars of the individual measurements.

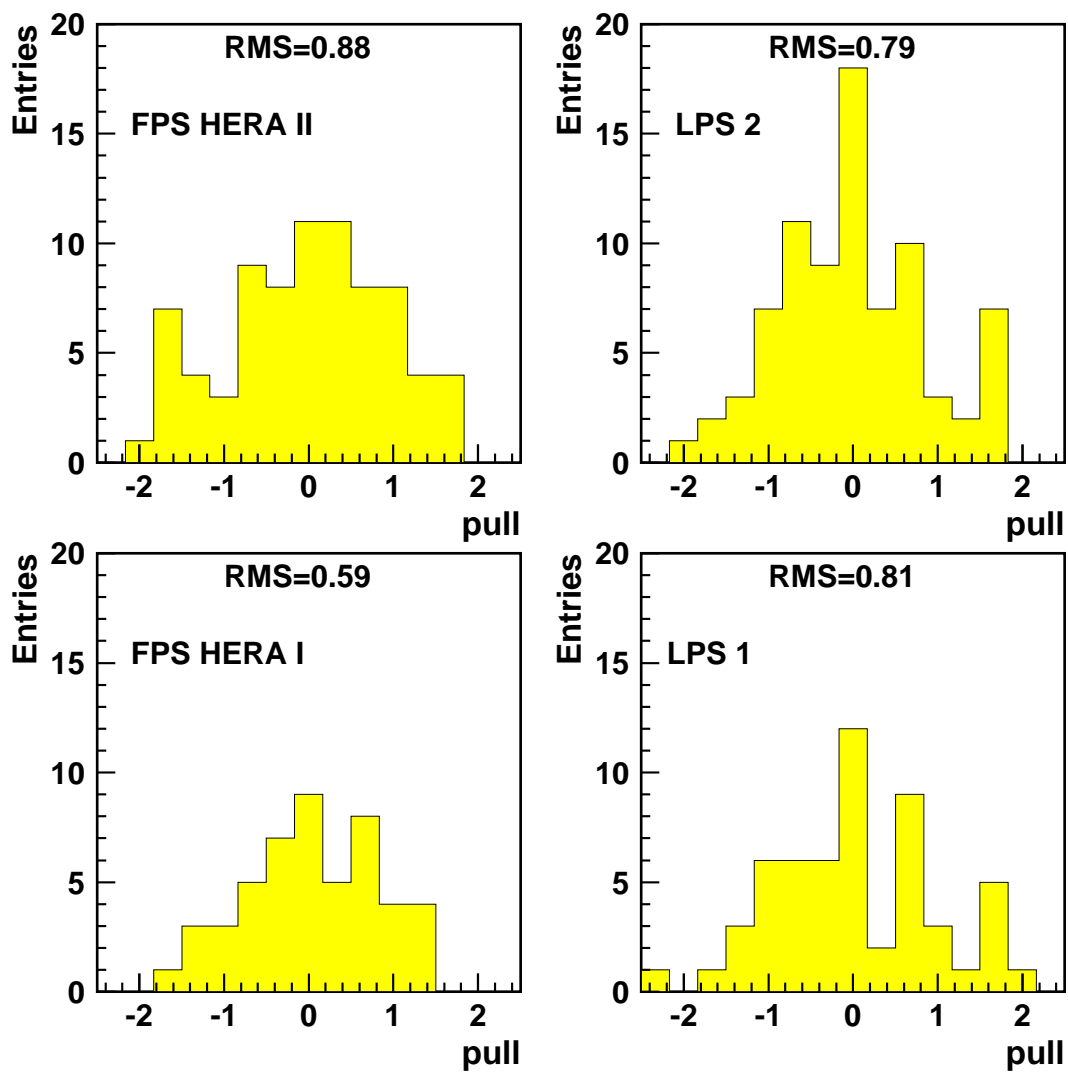


Fig. 3: Pull distributions for the individual data sets. The root mean square gives the root mean square of the distributions.

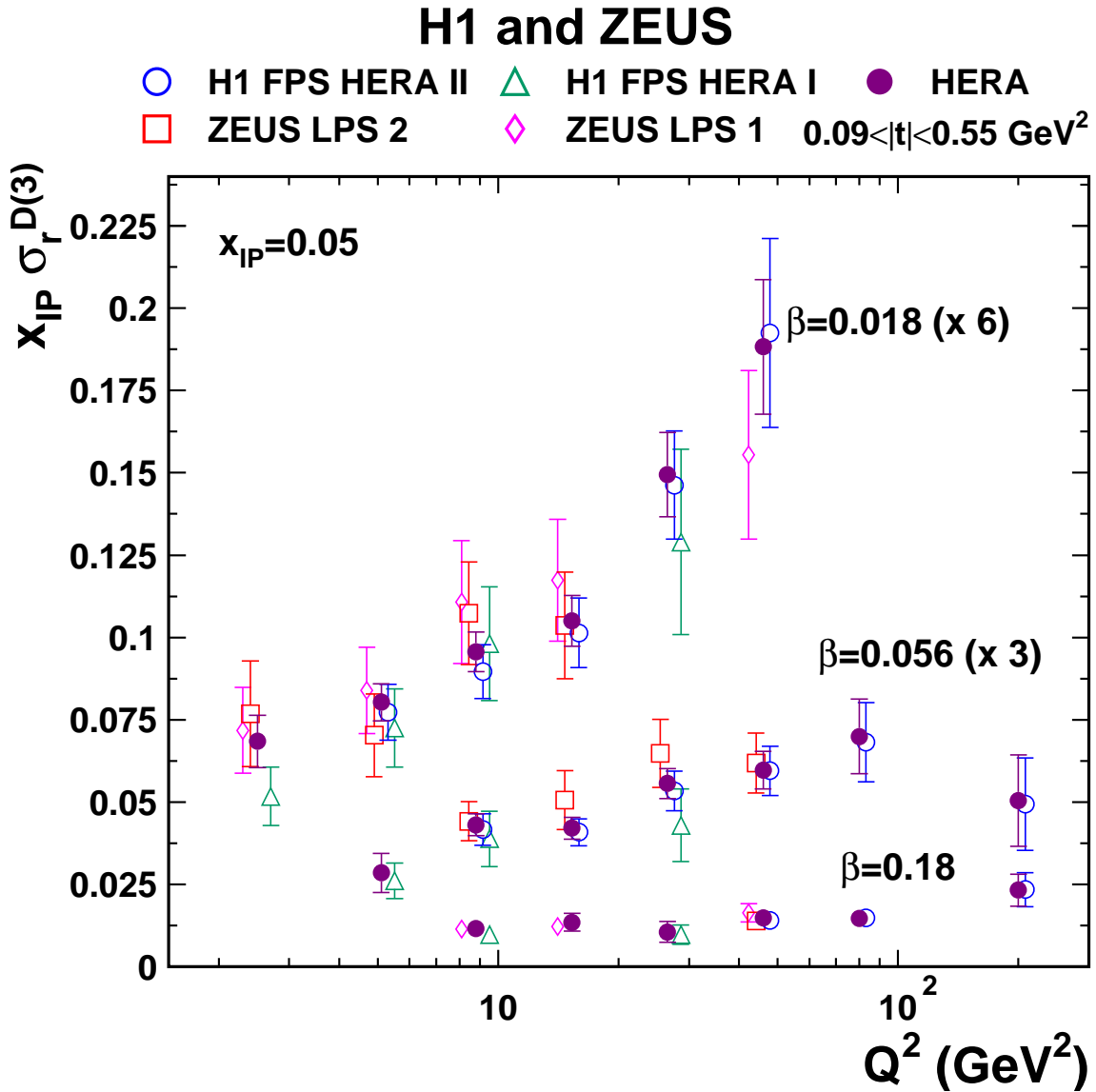


Fig. 4: Reduced diffractive cross section  $x_{IP} \sigma_r^{D(3)}(\beta, Q^2, x_{IP})$  for  $0.09 < |t| < 0.55 \text{ GeV}^2$  as a function of  $Q^2$  for different values of  $\beta$  at  $x_{IP} = 0.05$ . The combined data are compared to the H1 and ZEUS data input to the averaging procedure. The error bars indicate the statistical and systematic uncertainties added in quadrature for the input measurements and the statistical, systematic and procedural uncertainties added in quadrature for the combined points. Normalisation uncertainties are not included in the error bars of the individual measurements, whereas they are included in the error bars of the combined points.

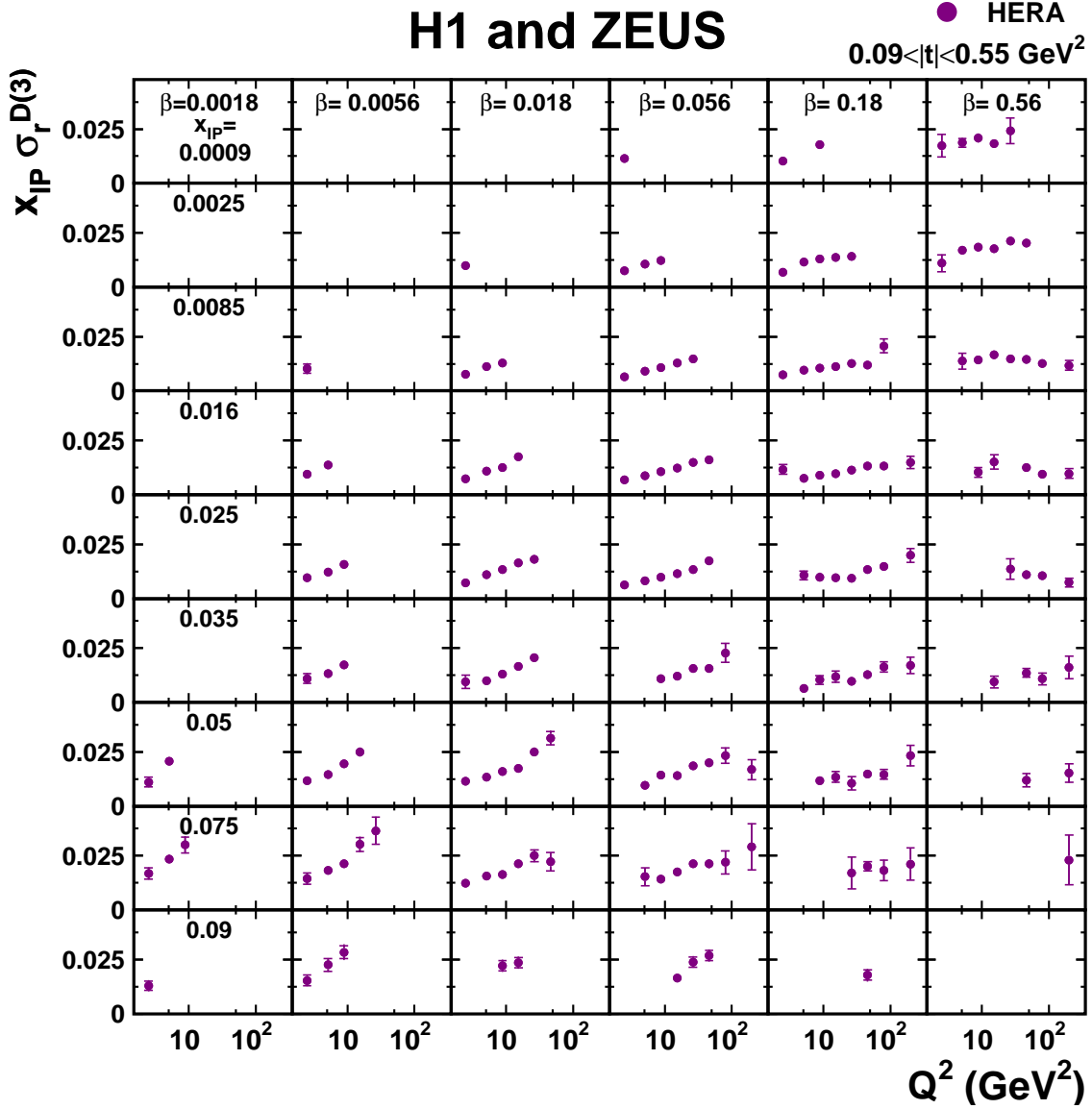


Fig. 5: HERA combined reduced diffractive cross section  $x_{IP} \sigma_r^{D(3)}(\beta, Q^2, x_{IP})$  for  $0.09 < |t| < 0.55 \text{ GeV}^2$  as a function of  $Q^2$  for different values of  $\beta$  and  $x_{IP}$ . The error bars indicate the statistical, systematic and procedural uncertainties added in quadrature. The normalisation uncertainty is included.

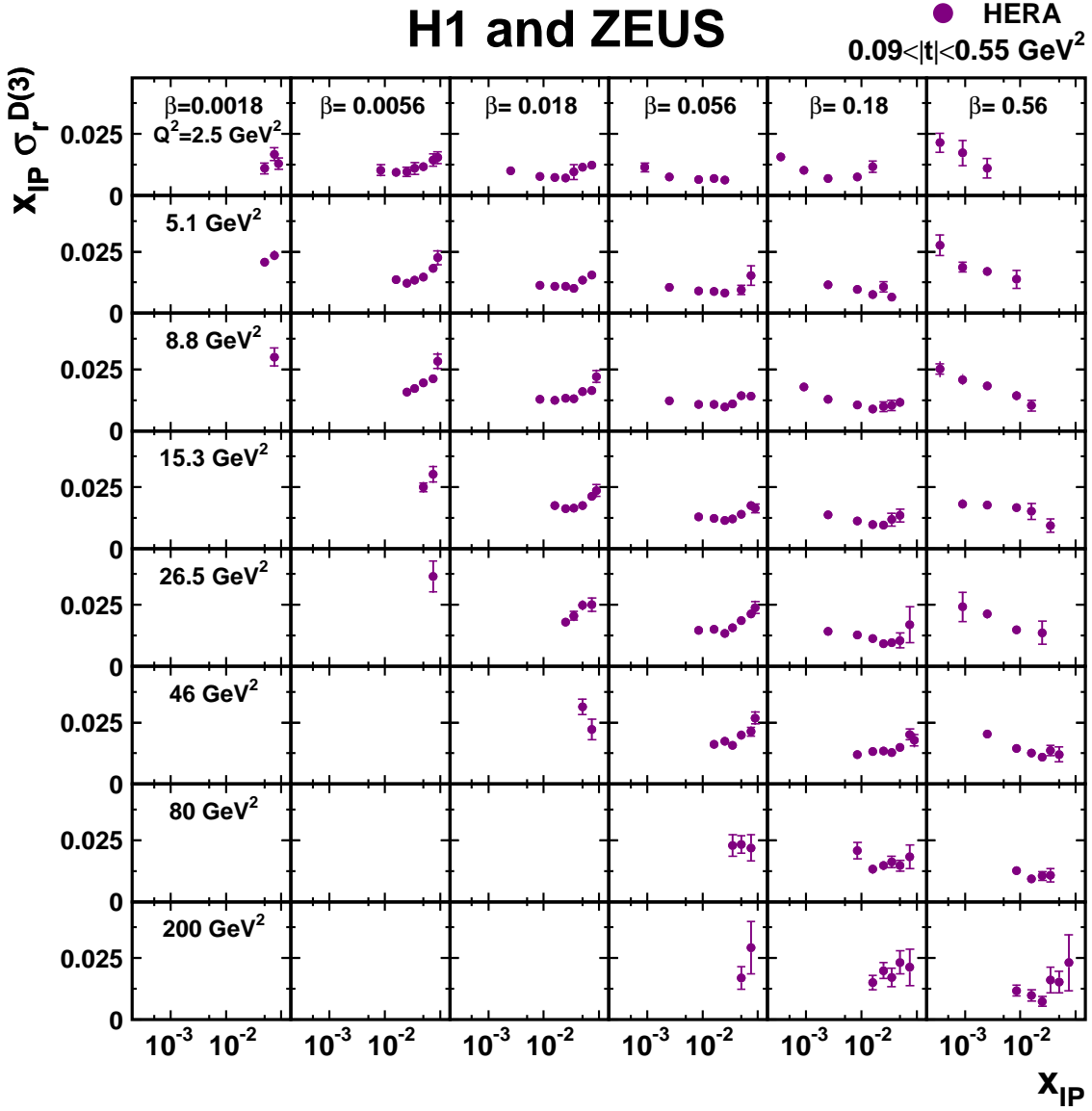


Fig. 6: HERA combined reduced diffractive cross section  $x_{\mathcal{P}} \sigma_r^{D(3)}(\beta, Q^2, x_{\mathcal{P}})$  for  $0.09 < |t| < 0.55 \text{ GeV}^2$  as a function of  $x_{\mathcal{P}}$  for different values of  $\beta$  and  $Q^2$ . The error bars indicate the statistical, systematic and procedural uncertainties added in quadrature. The normalisation uncertainty is included.