

Correction to “A Note on Gallager’s Capacity Theorem for Waveform Channels”

Edwin Hammerich

Ministry of Defence

Kulmbacher Str. 58–60, D-95030 Hof, Germany

Email: edwin.hammerich@ieee.org

Abstract

We correct an alleged contradiction to Gallager’s capacity theorem for waveform channels as presented in a poster at the 2012 IEEE International Symposium on Information Theory.

1 Brief Description of the Poster [2]

Gallager’s capacity theorem [1, Theorem 8.5.1] is literally reproduced on p. 1 of the poster along with the figure [1, Figure 8.5.1] plus some explanations taken from Gallager’s book [1]. On p. 2, the so-called Gallager channel (now called Gaussian waveform channel), i.e., a Gaussian filter with additive white Gaussian noise (AWGN), is treated as a special instance of Gallager’s theorem. On p. 3, the heat channel, a linear time-varying (LTV) filter with AWGN, is depicted followed by a characterization of its capacity by water-filling in the time-frequency plane [4, Theorem 2]. Finally, on p. 4, an example of a signal transmission is given aiming at underpinning the apparent contradiction to Gallager’s theorem in Figs. 3 and 4 of the poster. The curves for the heat channel in the latter two figures are incorrect; the correct curves are provided in the present publication.¹

2 Capacity of the Heat Channel Revisited

Evaluation of the double integrals occurring in the water-filling theorem [4, Theorem 2] (cf. p. 3 of [2]) and subsequent elimination of the parameter ν results in the closed-form representation of the capacity (in nats per transmission) of the heat channel, namely

$$C(S) = \frac{\alpha\beta}{2} \left[w_0 \left(\frac{S}{(\alpha\beta/2)\theta^2} \right) \right]^2 + o(\alpha\beta) \quad (\alpha\beta \rightarrow \infty), \quad (1)$$

¹Still, it remains to be remarked that Theorem 8.5.1 in [1] is improperly stated in so far as the time parameter T actually tends to infinity (see the proof of the theorem in [1])

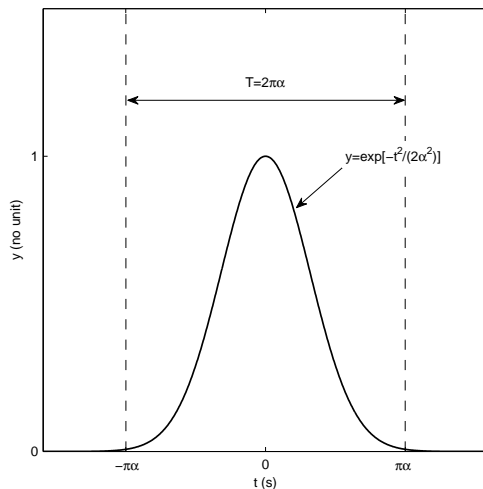


Figure 1: Time window at the input and output side of the heat channel's LTV filter.

where $y = w_0(x)$ is the inverse function of $y = (2x - 1)e^{2x} + 1$, $x \geq 0$, and $o(\cdot)$ is the standard Landau little-o symbol. Eq. (1) coincides with the capacity formula [3, Eq. (9)] (as it should).

3 Resolving the Contradiction

By reason of the Gaussian time window (see Fig. 1) at the input and output side of the LTV filter (see [2, Fig. 5] and [4, Eq. (4)], resp.), capacity achieving input/output signals for the heat channel will have the approximate duration $T = 2\pi\alpha$ (at least when the input energy is sufficiently high [but not too high!]). Therefore, transition to capacity as a rate should be done as follows. Put for the average input energy $S = 2\pi\alpha P$, where P is average power. Then, form the time average $\lim_{\alpha \rightarrow \infty} C(S)/(2\pi\alpha)$. Because of Eq. (1) it assumes the value

$$\bar{C}(\text{SNR}) = \frac{1}{2\pi} \cdot W[w_0(2\pi \cdot 2\text{SNR})]^2 \log_2 e \quad (\text{bit/s}), \quad (2)$$

where $\text{SNR} = P/(WN_0)$, $W = \beta/2$ is the approximate bandwidth in positive frequencies measured in hertz (cf. [2, Fig. 2]), and $N_0 = 2\theta^2$ is the one-sided noise power spectral density of the AWGN. Similarly, for $\bar{C}(\text{SNR})/W$ as a function of E_b/N_0 we obtain the parametric representation

$$\frac{E_b}{N_0} = \frac{\text{SNR}}{\frac{1}{2\pi}[w_0(4\pi\text{SNR})]^2 \log_2 e} \quad (3)$$

$$\frac{\bar{C}(\text{SNR})}{W} = \frac{1}{2\pi}[w_0(4\pi\text{SNR})]^2 \log_2 e \quad (\text{bit/s/Hz}). \quad (4)$$

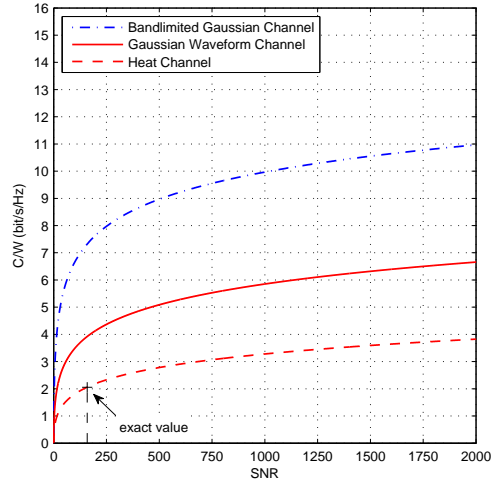


Figure 2: C/W against SNR; *exact value* refers to a sequence of random pulses as shown in [2, Fig. 7] sent every time $2\pi\alpha$.

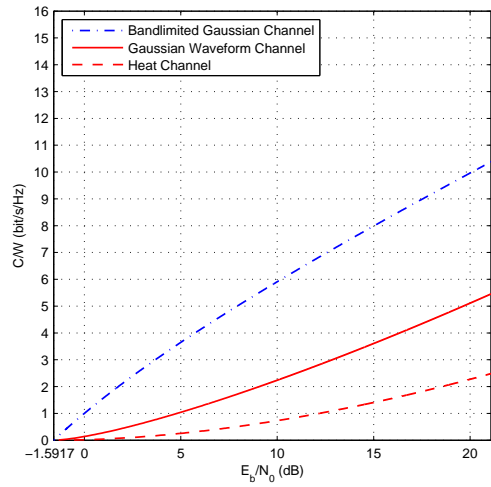


Figure 3: C/W against E_b/N_0 .

In Fig. 2, $\bar{C}(\text{SNR})/W$ is plotted against SNR; here, Eq. (2) is used. In Fig. 3, the curve for $\bar{C}(\text{SNR})/W$ as a function of E_b/N_0 is given parametrically by Eqs. (3), (4). In both figures, in case of the heat channel the label C/W stands for $\bar{C}(\text{SNR})/W$. Figs. 3 and 4 of the poster [2] should be replaced by Figs. 2 and 3, resp., of the present publication. Moreover, the caption in [2, Fig. 7] is to be replaced by “Example: $\alpha = 50$ ps, $\beta = 200$ GHz, $\text{SNR} = 1000/(2\pi) = 159.1 \Rightarrow K = 30$, $C = 64.59$ bits per transmission (exact value).” The exact value, by the way, has been computed numerically.

References

- [1] R. G. Gallager, *Information Theory and Reliable Communication*. New York, NY: Wiley, 1968.
- [2] E. Hammerich, see version 1 of this publication (arXiv:1207.4707v1).
- [3] E. Hammerich, “On the heat channel and its capacity,” *Proc. IEEE Int. Symp. Information Theory*, Seoul, Korea, 2009, pp. 1809–1813.
- [4] E. Hammerich, “On the heat channel and its capacity,” available online at arXiv:1101.0287v3.