

Universal and non-universal features of the generalized voter class for ordering dynamics

Claudio Castellano^{1,2} and Romualdo Pastor-Satorras³

¹*Istituto dei Sistemi Complessi (ISC-CNR), via dei Taurini 19, I-00185 Roma, Italy*

²*Dipartimento di Fisica, "Sapienza" Università di Roma, P.le A. Moro 2, I-00185 Roma, Italy*

³*Departament de Física i Enginyeria Nuclear, Universitat Politècnica de Catalunya, Campus Nord B4, 08034 Barcelona, Spain*

(Dated: August 7, 2022)

By considering three different spin models belonging to the generalized voter class for ordering dynamics in two dimensions [I. Dornic, *et al.* Phys. Rev. Lett. **87**, 045701 (2001)], we show that they behave differently from the linear voter model when the initial configuration is an unbalanced mixture up and down spins. In particular we show that for nonlinear voter models the exit probability (probability to end with all spins up when starting with an initial fraction x of them) assumes a nontrivial shape. The change is traced back to the strong nonconservation of the average magnetization during the early stages of dynamics. Also the time needed to reach the final consensus state $T_N(x)$ has an anomalous nonuniversal dependence on x .

PACS numbers: 05.40.-a, 89.65.-s, 64.60.De

I. INTRODUCTION

The voter model (VM) [1, 2] is a paradigm of coarsening phenomena [3] that stands as one of the most interesting models in non-equilibrium statistical mechanics [4]. The nature of its interest is twofold: On the one hand, it represents one of the few nontrivial non-equilibrium statistical processes that can be exactly solved in any number of dimensions [5, 6]. On the other hand, it has a natural application in social dynamics [7] as a model for the formation of opinion consensus in a society initially divided in two different standpoints. The appeal of the VM is further enhanced by its connection with neutral models in genetics, ecology and linguistics [8–10]. Its definition is very simple: On a regular lattice or graph, each site is endowed with a binary variable $s_i = \pm 1$. At each time step, a randomly chosen site copies the state of one of its nearest neighbors, chosen in its turn at random. This parameter-free dynamics can be succinctly encoded in the *flipping probability* $f(x_i)$, measuring the probability that spin i will flip if surrounded by a fraction x_i of spins in the opposite state, which takes the simple linear form $f(x_i) = x_i$. For this reason we will refer to it in the following as the *linear* voter model. Voter dynamics is thus characterized by the presence of two absorbing states (all spins either $+1$ or -1 , the *consensus* states) with a Z_2 spin reversal symmetry. Moreover, since the rate of creation of $+1$ and -1 spins is equal, the magnetization is conserved in average.

The way in which consensus is reached in the VM can be characterized from different perspectives. From the point of view of non-equilibrium statistical mechanics, the coarsening process in the VM is marked by the absence of surface tension [11] causing an anomalous logarithmic decay of the density of interfaces in $d = 2$, namely $\rho(t) \sim 1/\ln(t)$, in opposition to curvature-driven dynamics [3], which leads to an algebraic decay $\rho(t) \sim t^{-1/2}$. In the social dynamics context, on the other hand, interest

is focused on the exit probability $E(x)$ [7] (defined as the probability that the final state corresponds to all sites in state $+1$) and the consensus time $T_N(x)$ (the average time needed to reach consensus in a system of size N) when starting from fully random initial conditions with a fraction x of sites in state $+1$. Conservation of magnetization implies a characteristic linear exit probability, $E(x) = x$, in any dimension d [4], while the consensus time takes the form, for $d > 1$, [12]

$$T_N(x) = -N_{\text{eff}}[x \ln(x) + (1-x) \ln(1-x)], \quad (1)$$

where N_{eff} is an effective factor depending on the number of sites N and dimensionality d [4].

A detailed analysis revealed that VM actually lies at the transition point between a ferromagnetic (ordered) and a paramagnetic (disordered) phase, such that infinitesimally small perturbations are able to drastically change its behavior [13–15]. The parameter-free nature of the VM thus led naturally to the question as whether it represents a peculiar and isolated point, or rather belongs to a more general (universal) class of models, sharing the same properties. This issue has been answered by Dornic and coworkers [11, 16] (see also [17, 18]), who have pointed out the existence of a genuine generalized voter (GV) universality class, encompassing systems at an order-disorder transition driven only by interfacial noise, between two “dynamically equivalent” absorbing states. The dynamical equivalence between states can be enforced either by Z_2 -symmetric local rules, or by global conservation of the magnetization. Linear voter model possesses both properties, but each of them separately is sufficient to ensure GV behavior. The GV class is characterized in $d = 2$ by the logarithmic decay of the density of interfaces ¹ as well as by other critical exponents [11].

¹ The behavior of the VM in $d = 1$ coincides with the zero temper-

In this generalized perspective, the GV transition for Z_2 -symmetric models can be theoretically rationalized as the superposition of two independent transitions [16, 19], an Ising transition and a directed percolation [20] transition, whose respective symmetries are broken in unison at the GV manifold. These Z_2 -symmetric models are also called *nonlinear* voter models, because at the transition the flipping probability $f(x_i)$ assumes a nonlinear form.

In this paper we present a detailed numerical investigation of three types of models belonging to the GV class: a non-linear voter (NLV), originally devised to explore the GV manifold [11]; the recently proposed non-linear q -voter model (qV) [21]; and the Kaya, Kabakçioğlu, and Erzan (KKE) model [22]. By means of extensive numerical simulations, we confirm the existence of the GV universality class, which is characterized in terms of the logarithmic decay of the density of interfaces at the GV point as well by the values of critical exponents related to the fluctuations of the magnetization and the correlation length when approaching the critical point from the disordered and ordered phases, respectively. In this respect, our simulations suggest non mean-field correlation exponents, at odds with the claim made in Ref. [11]. Surprisingly, when probing the behavior of the models for unbalanced initial conditions ($x \neq 1/2$) by means of the dependence of the exit probability and of the consensus time on x , we observe that the originally defined GV class exhibits however strong nonuniversal features. In particular, we find that, at criticality, quantities such as the exit probability and the consensus time depend on further microscopic details of the models undergoing the GV transition. We show instead that models in which conservation of average magnetization is strictly enforced, such as the KKE model, have indeed a linear $E(x)$ as the VM, but they exhibit a consensus time $T_N(x)$ different from the entropic form Eq. (1). On the other hand, models which exhibit Z_2 -symmetry display $E(x)$ and $T_N(x)$ both departing from the VM behavior. The non-linearity of the exit probability can be rationalized by inspecting the behavior of the average magnetization over time. Here we can see that magnetization is not conserved over short time scales, but it increases initially in the NLV model, while it decreases in the qV model. This transient behavior can be traced back to the presence of strong non-zero drift in the initial dynamical evolution starting from $x \neq 0$. After this initial drift vanishes, the average magnetization remains constant and the ensuing evolution is well described by a linear voter dynamics.

We have organized the paper as follows: In Section II we present the results of numerical simulations for the class of non-linear voter models, determining the values of the critical exponents and showing the nontrivial x

dependence of the exit probability and of the consensus time. In Section III we do the same for the q -voter model, while Section IV is devoted to the KKE model. The final Section summarizes the results and discusses their relevance.

II. INTRODUCING THE GENERALIZED VOTER CLASS: THE NON-LINEAR VOTER MODEL

The characteristics of the GV class were exposed in Ref. [11] by numerical examination of a Z_2 -symmetric non-linear voter model (NLV) defined in terms of a kinetic Ising model as follows: We consider a binary spin system in $d = 2$, in which the probability $r_{s,h}$ that a spin s flips depends on its value and the value of the local field h it feels. The Z_2 symmetry imposes $r_{-s,h} = r_{s,-h}$; therefore all flipping probabilities can be encoded in the flipping probability for a $s = +1$ spin, $r_h \equiv r_{+1,h}$. The absence of bulk noise imposes $r_4 = 0$. The standard linear VM is given by $r_h = 1/2 - h/8$. In the general case, the NLV model depends on four free parameters, r_{-4}, r_{-2}, r_0 and r_2 . In the following, we adopt the arbitrary parametrization of Ref. [11], imposing $r_{-2} = 0.275$, $r_0 = 1/2$, $r_2 = r_{-4}/4$, and taking $r_{-4} \equiv \varepsilon$ as a free tuning parameter.

With this parametrization, the GV point corresponds to a critical value ε_c separating a paramagnetic phase for $\varepsilon > \varepsilon_c$ from a ferromagnetic phase at $\varepsilon < \varepsilon_c$. The critical point can thus be estimated by monitoring the density of interfaces $\rho(t)$ and identifying ε_c as the value leading to a logarithmic decay $\rho(t) \sim 1/\ln(t)$, separating a constant behavior ($\varepsilon > \varepsilon_c$) from an algebraic decay ($\varepsilon < \varepsilon_c$) [11]. Here we follow a different approach, based on the exit probability $E(x)$. The investigation of this quantity represents an effective way to determine the critical point ε_c . Indeed, $\varepsilon > \varepsilon_c$ corresponds to a disordered paramagnetic phase with $E(x) = 1/2$, while $\varepsilon < \varepsilon_c$ corresponds to an ordered ferromagnetic phase, where $E(x) = \Theta(x)$, the Heaviside theta function. Therefore, focusing on an initial density $x < 1/2$, we should observe $E(x) \rightarrow 1/2$ for $\varepsilon > \varepsilon_c$, $E(x) \rightarrow 0$ for $\varepsilon < \varepsilon_c$, and $E(x) \rightarrow \text{const} < 1/2$ for $\varepsilon = \varepsilon_c$ when increasing the system size L .

In Fig. 1 (main plot) we report the exit probability for $x = 0.25$ and different values of ε as a function of the lattice size L . A plateau is obtained for $\varepsilon \simeq 0.3996$, while larger (smaller) values of ε lead to an increase (decrease) of $E(x = 0.25)$ with L . We conclude that the critical point of the GV transition in $d = 2$ for the NLV model is located at $\varepsilon_c = 0.3996(4)$, in good agreement with the result inferred from Fig. 3(a) in Ref. [11], where a behavior for the density of interfaces with the logarithmic VM form was found.

The properties of the GV universality class can be further explored by considering several critical exponents, measured in the vicinity of the critical point ε_c . These exponents are usually defined in terms of the suscepti-

ature Glauber dynamics [4], while it is described by mean-field theory for $d > 2$, its upper critical dimension. The interest of its definition and properties is thus essentially given by the behavior in $d = 2$.

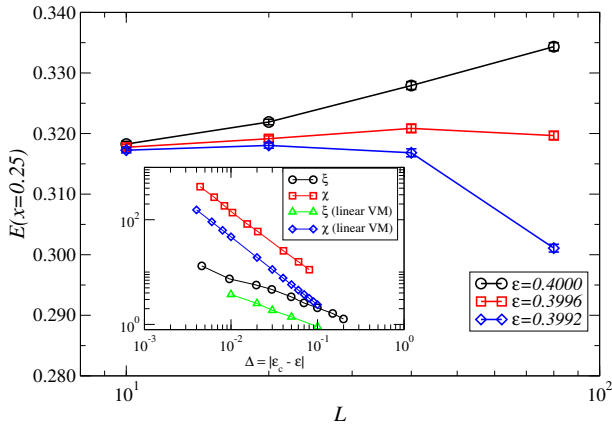


FIG. 1. (Color online) Main: Finite-size scaling of the exit probability at $x = 0.25$ as a function of system size in the NLV model in $d = 2$, computed over at least 5×10^5 independent realizations of the dynamics for each system size. Inset: Susceptibility and correlation length as a function of $\Delta = |\varepsilon_c - \varepsilon|$ on lattices of size $L = 100$ and $L = 5000$, respectively.

bility, measured as the fluctuations of the magnetization $\phi = \sum_i s_i/N$, i.e.

$$\chi = L^2 [\langle \phi^2 \rangle - \langle |\phi| \rangle^2], \quad (2)$$

when approaching the transition from the paramagnetic, disordered phase, and the correlation length ξ which, when approaching the GV manifold from the ferromagnetic, ordered phase, can be measured from the relation [11]

$$\rho(t) \sim \xi t^{-1/2}. \quad (3)$$

Close to the critical point, these two quantities depend on $\Delta = |\varepsilon_c - \varepsilon|$, defining the critical exponents

$$\chi(\Delta) \sim \Delta^{-\gamma}, \quad \xi(\Delta) \sim \Delta^{-\nu}. \quad (4)$$

In Fig. 1 (inset) we present the results of numerical simulations of the quantities ξ and χ as a function of Δ . While the determination of γ is straightforward, the measurement of ν is hindered by extremely long pre-asymptotic effects in the curvature-driven regime, leading to a decay of $\rho(t)$ with an effective numerical exponent smaller than $1/2$ [23]. Here, in order to obtain information about ξ , we proceed by performing a linear regression of $1/\rho^2(t)$ as a function of t , and assigning to ξ the value of the slope thus obtained. Data obtained in this way (Fig. 1 (inset)) provide the exponent values $\nu \simeq 0.60$, $\gamma \simeq 1.26$. The value of γ is in excellent agreement with early numerical values [11, 13], while ν is rather different from the estimate of Dornic et al. [11] and compatible with the result from [13]. Both exponents are also quite compatible with the scaling relation $\gamma = 2\nu$. With respect to the mean-field values ($\nu = 1/2$, $\gamma = 1$, with logarithmic corrections) proposed in Ref. [11], from our data it is difficult to make a definite discrimination for

the exponent ν , since the plot of ξ as a function of Δ can be equally well fitted to a pure power-law with non mean-field exponent or to a mean-field value with logarithmic corrections. On the other hand, the exponent γ seems apparently better fitted with a non mean-field power-law exponent.

To check these results we consider the linear VM in the GV manifold, which in the NLV model introduced in [11] can be approached by setting $r_{-4} = 1$, $r_0 = 1/2$ and taking $r_{-2} \equiv \varepsilon \rightarrow \varepsilon_c = 3/4$. Here the state is paramagnetic for $\varepsilon < \varepsilon_c$, while it is ferromagnetic for $\varepsilon > \varepsilon_c$. In this case, see Fig. 1 (inset), we obtain $\gamma_{VM} \simeq 1.29$ and $\nu_{VM} \simeq 0.62$, which confirm the universality of the GV class.

The analysis presented above confirms the results of previous studies. However, it also points out a new and surprising feature, which is only evident in simulations performed out of the initial symmetric state ($x = 1/2$). As we can see from Fig. 1 (main plot), the exit probability of the NLV model at criticality (on the GV manifold) computed at the non-symmetric homogeneous initial state $x = 0.25$, takes a value $E(x = 0.25) = 0.32 \pm 0.02$, i.e. larger than 0.25, well beyond error bars. This observation hints towards a non-linear form of the exit probability, which is confirmed in Fig. 2a). In this plot we can see that the exit probability $E(x)$ deviates from linearity for the whole range of values of x . This deviation from linear VM behavior extends also to the consensus time as a function of x , as we can also see in Fig. 2b).

This departure of the NLV model from linear VM behavior can be understood by looking in detail at the time evolution of the magnetization $\phi(t)$ in the system, starting from $x(0) = 0.25$, corresponding to $\phi(0) = 2x(0) - 1 = -0.5$, see Fig. 3. Data shows that magnetization is *strongly not conserved* at short times, but in fact it experiences a sharp increase until it stabilizes, for times $t \geq 100$, at a plateau with approximate value $\phi_\infty \approx -0.37$. The peculiar time evolution of the average magnetization (already noticed in Ref. [11]) can be related to the drift $v(\phi)$ in a Langevin representation [16], in the form $\partial_t \langle \phi \rangle = \langle v(\phi) \rangle$ [24]. We estimate the average drift $\langle v(\phi) \rangle$ by computing $-2/N \sum_i s_i f(x_i)$ (where x_i is the fraction of neighbors of i in opposite state) and we average all values of drift with the same magnetization value $\phi = 1/N \sum_i s_i$. In Fig. 4 we plot $\langle v(\phi) \rangle$ vs ϕ for different system sizes in two distinct temporal regimes. For short times ($t < 100$) a sharp rise is present in the vicinity of the initial magnetization. This is responsible for the initial increase of magnetization until it reaches the steady state and its conserved (in average) value. For larger values of time $t > 100$ this rise is absent, and the drift takes a flat, almost vanishing form, thus ensuring conservation of magnetization.

Given the flipping probability $f(x)$, the origin of the rise for short times can be understood by considering the initial uncorrelated condition. In that case the average

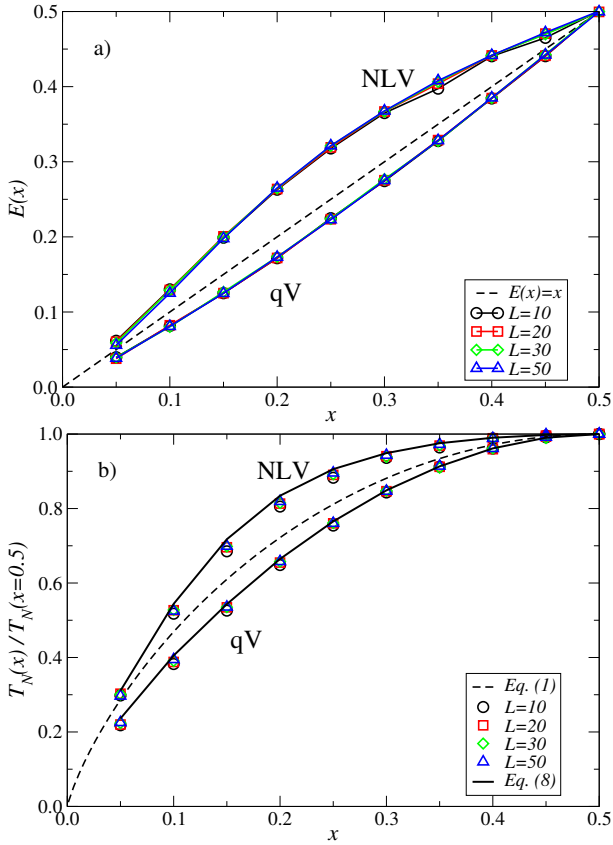


FIG. 2. (Color online) (a) Exit probability as a function of the initial density for different system sizes in the NLV model and the $q = 4$ qV model at the respective GV critical points. (b) Normalized consensus time as a function of x for the same models.

drift is given by

$$\langle v(\phi) \rangle_{t=0} = -\frac{2}{N} \sum_s \sum_h s f\left(\frac{4-sh}{8}\right) \text{Prob}(s, h), \quad (5)$$

where h is the local field (assuming even values between -4 and 4), $\text{Prob}(-1, h) = (1-x) \binom{4}{k} x^k (1-x)^{4-k}$, $\text{Prob}(+1, h) = x \binom{4}{k} x^k (1-x)^{4-k}$, and $k = (4+h)/2$. In the case of the NLV model defined in Ref. [11], the flipping probability of a $+1$ spin takes the form $f_+(1) = r_{-4}$, $f_+(3/4) = r_{-2}$, $f_+(1/2) = r_0$, $f_+(1/4) = r_2$, and $f_+(0) = 0$. Performing the summations in Eq. (5) we obtain the drift as a function of magnetization

$$N \langle v(\phi) \rangle_{t=0} = \frac{1}{8} \phi (1 - \phi^2) F(\phi), \quad (6)$$

where

$$F(\phi) = 2(1 - \phi^2)(2r_{-2} - 3r_0) + (3 + \phi^2)(r_{-4} - 4r_2). \quad (7)$$

Depending on whether $F(\phi)$ is positive or negative, the drift will have the same sign of ϕ or the opposite. For the NLV model, we have $r_2 = r_{-4}/4$; therefore, in this

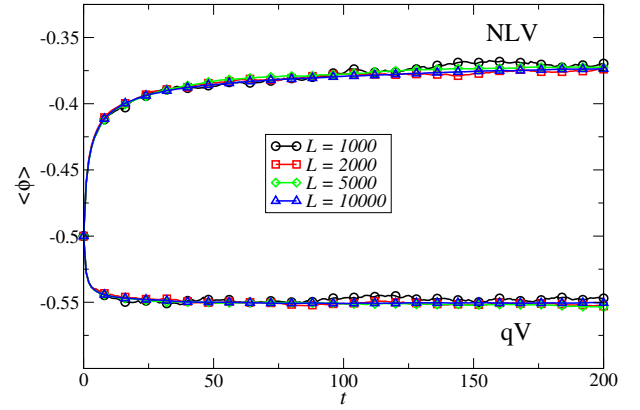


FIG. 3. (Color online) Average magnetization $\phi(t)$ as a function of time for different system sizes in the NLV model and the $q = 4$ qV model at the respective GV critical points, for initial conditions with magnetization $\phi(0) = -0.5$, corresponding to $x = 0.25$.

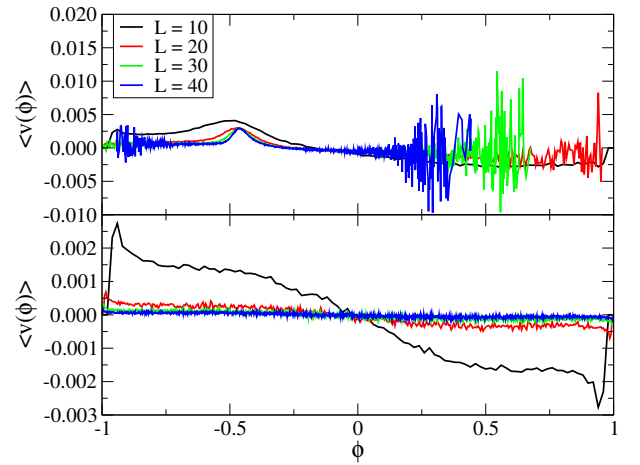


FIG. 4. (Color online) Average drift as a function of the magnetization for different system sizes in the NLV model in $d = 2$ at the critical point, for system starting at an initial magnetization $\phi(0) = -0.5$ ($x = 0.25$). Top: $t < 100$. Bottom: $t > 100$.

case $F(\phi) = 2(1 - \phi^2)(2r_{-2} - 3r_0)$ and it is negative for $r_{-2} < 3r_0/2$. For the values chosen for the NLV model, this inequality is indeed satisfied, and therefore the initial drift is positive for $\phi < 0$ ($x < 1/2$), negative for $\phi > 0$ ($x > 1/2$) and vanishes for $\phi = 0$ ($x = 1/2$).

These results clarify the origin of the nonlinear exit probability $E(x)$ in Z_2 -symmetric models. Initial conditions $x \neq 1/2$ imply a strong nonzero drift, which rapidly brings the fraction of initial spins from its initial value x to a different value x' . After this short transient the build up of spatial correlations cancels the drift, magnetization is conserved and the dynamics becomes identical to that of linear VM. As a consequence $E_{NLV}(x) = E_{VM}(x') = x'$ as witnessed by Fig. 3, where the density of $+1$ spins, starting from initial conditions $x = 0.25$, reaches a plateau $x' = (1 + \phi_\infty)/2 \simeq 0.315$, in

good agreement with the estimate of the exit probability, i.e. $E(0.25) \simeq 0.32$. A similar mechanism is at the origin of nonlinear exit probabilities for opinion dynamics models in $d = 1$ [25]. The same argument allows also to estimate the deviation of the consensus time from the entropic form Eq. (1). In the short initial transient the fraction of +1 spins quickly converges to $x' = E(x)$. The consensus time is essentially set by the subsequent slow ordering, which occurs as in the linear VM, hence we can write

$$T_{NLV}(x) = T_{VM}[E(x)]. \quad (8)$$

Figure 2b) confirms the correctness of this theoretical estimate, and hints towards the relevance of the microscopic details of the model, which induce a strong drift at short time scales and lead in this way to nonuniversal features such as a nonlinear exit probability and anomalous consensus time.

III. THE q -VOTER MODEL

In order to confirm the departure of the exit probability and of the consensus time from linear voter behavior for Z_2 -symmetric models in the GV class, we consider the recently introduced non-linear q -voter (qV) spin model, which is defined as follows [21]: At each time step t , a random site i is chosen; additionally q nearest neighbor sites of i are also randomly selected (allowing for repetition to simplify the analysis), and their spins examined. If all the q neighbors are in the same state, the spin at site i takes their common value. Otherwise, the spin at i flips its state with probability ε . In any case, time is updated $t \rightarrow t + 1/N$. With this definition the flipping probability in the qV model takes the form $f(x_i, q, \varepsilon) = x_i^q + \varepsilon[1 - x_i^q - (1 - x_i)^q]$, where we remind that x_i is the fraction of neighbors of site i in the opposite state. Following simple mean-field arguments [16, 17, 21], one can show the existence of a critical point $\varepsilon = \varepsilon_c(q)$, corresponding to GV behavior, separating a paramagnetic (disordered) phase for $\varepsilon > \varepsilon_c$ from a ferromagnetic (ordered) phase at $\varepsilon < \varepsilon_c$. In a $d = 1$ lattice, the qV model can be exactly mapped to the model of nonconservative voters proposed in Ref. [26]. From here, one observe voter behavior at $\varepsilon_c = 1/2$ for any value of q , while values of $\varepsilon \neq 1/2$ lead to ordering dynamics with a non-trivial, non-linear exit probability. In the more interesting case $d = 2$, numerical evidence presented in Ref. [21] for the case $q = 4$ indicated the presence of a critical point at $\varepsilon_c \simeq 1/4$. For this value of ε , evidence of voter behavior was found in terms of the decay of the density of interfaces and the scaling of the correlation function, both of which are fully compatible with the VM results.

Here we confirm the value of the critical point of $q = 4$ qV model by performing a finite size scaling analysis of the exit probability at $x = 0.25$, following the lines of the analysis carried out for the NLV model. In Fig. 5 (main

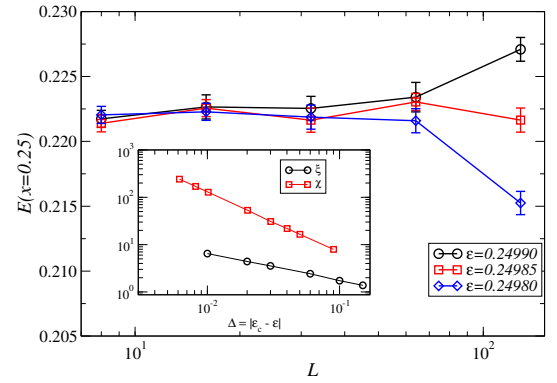


FIG. 5. (Color online) Main: Finite-size scaling of the exit probability at $x = 0.25$ as a function of system size in the $q = 4$ qV model in $d = 2$, computed over at least 5×10^5 independent realizations of the dynamics for each system size. Inset: Susceptibility and correlation length as a function of $\Delta = |\varepsilon_c - \varepsilon|$ for the $q = 4$ qV model on lattices of size $L = 100$ and $L = 5000$, respectively.

plot) we report the exit probability for this value of x and different values of ε as a function of the lattice size L . A plateau is obtained for $\varepsilon \simeq 0.24985$, while larger (smaller) values of ε lead to an increase (decrease) of $E(x = 0.25)$ with L . We conclude that the critical point of the GV transition in $d = 2$ for the $q = 4$ qV model is located at $\varepsilon_c = 0.24985(5)$, in good agreement with the previous estimate in Ref. [21]. We further confirm the fact that the critical $q = 4$ qV model belongs to the GV class by computing the exponents ν and γ , Fig. 5 (inset). We obtain the values $\nu \simeq 0.57$ and $\gamma \simeq 1.28$, in reasonable agreement with our estimates for the NLV model.

As in the case of the NLV model, the exit probability at $x = 0.25$ indicates the presence of a nonlinear form, taking a value $E(x = 0.25) = 0.222(7)$, smaller than 0.25 beyond the estimated error bars. The non-linearity of $E(x)$ is further confirmed in Fig. 2a), where we compare the function $E(x)$ for $x < 0.5$ with the linear form valid for linear VM. $E(x)$ is non-linear in the whole range of x values, being independent of L at this critical point ε_c . The deviation of the qV model from linear VM behavior extends, similarly to the NLV model, to the functional dependence with x of the consensus time $T_N(x)$ at the critical point ε_c , as shown in Fig. 2b).

Noticeably, in the case of the qV model, the exit probability is smaller than x , in opposition to the NLV model, where we observed values $E(x) > x$. This smaller value of the exit probability is reflected in the evolution of the magnetization $\phi(t)$, see Fig. 3, which is again strongly not conserved at short times, exhibiting a sharp drop until it stabilizes, for times $t \geq 50$, at a plateau with approximate value $\phi_\infty \approx -0.55$. The time evolution of the average magnetization is again related with the drift $v(\phi)$. In Fig. 6 we plot $\langle v(\phi) \rangle$ vs ϕ for different system sizes in two distinct temporal regimes. For short times ($t < 50$) a sharp dip is present in the vicinity of the initial magnetization. This is responsible for the initial de-

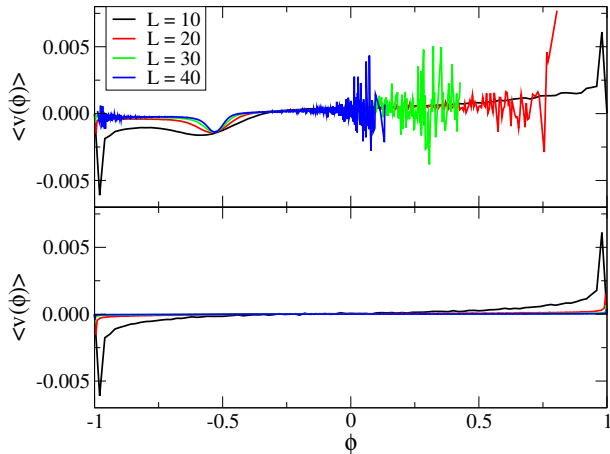


FIG. 6. (Color online) Average drift as a function of the magnetization for different system sizes in the $q = 4$ voter model in $d = 2$ at the critical point, for system starting at an initial magnetization $\phi(0) = -0.5$ ($x = 0.25$). Top: $t < 50$. Bottom: $t > 50$.

crease of magnetization until it reaches the steady state and its conserved (in average) value. For larger values of time ($t > 50$) this dip is absent, and the drift takes a flat, almost vanishing form, thus ensuring conservation of magnetization.

The dip in the drift at short times can also be understood by computing the drift in the initial uncorrelated condition. From Eqs. (6) and (7), and considering that for the qV model the flipping rates r_i can be written as $r_{-4} = 1$, $r_{-2} = 3(27 + 58\varepsilon)/256$, $r_0 = (1 + 14\varepsilon)/16$, $r_2 = (1 + 174\varepsilon)/256$, and $r_4 = 1$, we obtain

$$F(\phi) = \frac{3}{32} [(1 - 2\varepsilon)\phi^2 + 41 - 114\varepsilon], \quad (9)$$

which is a positive function for all ϕ for $\varepsilon < 41/114$. Thus, for $\varepsilon = \varepsilon_c$, we find that the initial drift is negative for $\phi < 0$ ($x < 1/2$), positive for $\phi > 0$ ($x > 1/2$) and vanishes for $\phi = 0$ ($x = 1/2$). Again, for the qV model the nonlinear exit probability and the anomalous consensus time can be related through the argument leading to Eq. (8). Indeed, for $x = 0.25$, from Fig. 3 we read a stationary large time magnetization $\phi_\infty \approx -0.55$, corresponding to $x' \simeq 0.225$, in good agreement with the estimate of the exit probability, i.e. $E(0.25) \simeq 0.222$. Eq. (8) is again valid for the whole range of values of x , as shown in Fig. 2.

IV. CONSERVED MAGNETIZATION: THE KAYA, KABAKÇIOĞLU, AND ERZAN MODEL

From the analysis of the results obtained for the NLV and qV models, we expect that any Z_2 -symmetric model belonging to the GV class and endowed with a nonlinear flipping probability $f(x_i)$ will exhibit a strictly nonlinear

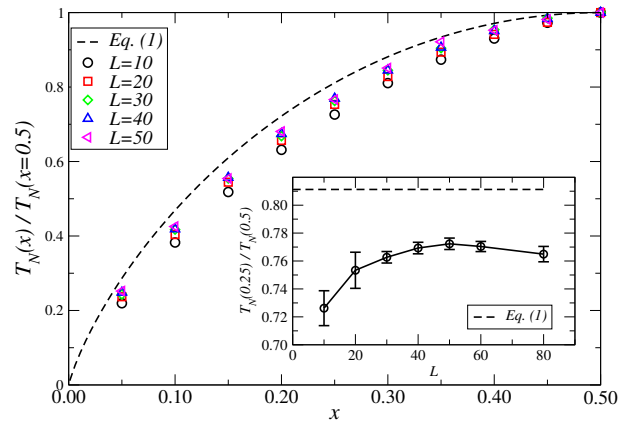


FIG. 7. (Color online) Main plot: Consensus time as a function of x for different system sizes in the KKE model at the delocalization transition in $d = 2$. Inset: Evolution of $T_N(x)/T_N(0.5)$ for $x = 0.25$ as a function of the system size L .

exit probability and a “non-entropic” form of the consensus time $T_N(x)$. By the same token, it is clear that in other type of models belonging to the GV class, conservation of the average magnetization will guarantee a linear exit probability [4], as for linear VM. The question naturally arises about the form of the consensus times in those models in the GV class in which conservation of magnetization is enforced.

To answer this question we have considered the KKE interface model at the delocalization transition [22], which can be formulated in terms of a spin systems as follows: At each time step a spin $s_{i,j}$ and one of its neighbors are randomly selected; if they are equal nothing happens, otherwise the number n^+ of positive neighbors of the negative spin is computed and, with probability $1/n^+$, $s_{i,j}$ and the neighbor are made equal. This model belongs to the GV class, as has been shown in Ref. [11], where a logarithmic decay of the density of interfaces was observed. In Fig. 7 we plot the rescaled consensus time as a function of x for different system sizes. These results indicate that again the consensus time deviates from the form expected in linear VM. The deviation from the behavior given by Eq. (1) should be attributed again to relevant microscopic details of the model. However, the mechanism inducing the deviation is here necessarily different from the one responsible for the deviation for the NLV and qV models (i.e. initial short timescale nonconservation of magnetization). Its investigation constitutes an interesting line for future research.

V. CONCLUSIONS

In summary, in this paper we have shown, using large scale numerical simulations of three different spin models, that different subclasses of the generalized voter class for ordering dynamics actually exhibit different behav-

iors when unbalanced initial conditions are considered. All elements of the GV class are broadly characterized by lack of surface tension and a logarithmic decay of the density of interfaces in $d = 2$. However, when looking at the exit probability and the consensus time, two types of behavior occur. In one subclass, encompassing systems, such as KKE, with no Z_2 symmetry but magnetization conserved on average, the consensus time differs from the entropic form characterizing the VM, while the exit probability is linear. In the other subclass, composed by systems with Z_2 symmetry and nonlinear form of the flipping probability $f(x)$, both the exit probability and the consensus time differ from the VM. This variation is essentially due to a nonconservation of magnetization during a short initial transient. The buildup of spatial correlations rapidly leads to an effective cancellation of the drift, so that the subsequent evolution is the same as for the linear VM, but starting from $x' \neq x$ so that $E(x)$ and $T(x)$ are modified. To the best of our knowledge the results for the NLV and qV models reported here constitute the first example of a dynamics in $d = 2$ with an exit probability different (in the large system size

limit) from the step-function (typical of dynamics driven by surface tension) or the linear shape of VM. Nontrivial shapes were previously found only in $d = 1$ [26, 27] and in mean-field, but not in $d = 2$. Finally, our numerical estimates of the critical exponents associated to the GV transition suggest a value of the γ exponent possibly different from the mean-field value previously supposed to hold. Further research work is needed to fully clarify this issue.

ACKNOWLEDGMENTS

R.P.-S. acknowledges financial support from the Spanish MICINN, under project FIS2010-21781-C02-01; ICREA Academia, funded by the Generalitat de Catalunya; and the Junta de Andalucía, under project No. P09-FQM4682. C.C. acknowledges financial support from the European Science Foundation, under project DRUST.

-
- [1] P. Clifford and A. Sudbury, *Biometrika* **60**, 581 (1973).
 - [2] R. A. Holley and T. M. Liggett, *Annals of Probability* **3**, 643 (1975).
 - [3] A. J. Bray, *Adv. Phys.* **43**, 357 (1994).
 - [4] P. Krapivsky, S. Redner, and E. Ben-Naim, *A Kinetic View of Statistical Physics* (Cambridge University Press, Cambridge, 2010).
 - [5] T. M. Liggett, *Stochastic interacting particle systems: Contact, Voter, and Exclusion processes* (Springer-Verlag, New York, 1999).
 - [6] L. Frachebourg and P. L. Krapivsky, *Phys. Rev. E* **53**, R3009 (1996).
 - [7] C. Castellano, S. Fortunato, and V. Loreto, *Rev. Mod. Phys.* **81**, 591 (2009).
 - [8] J. F. Crow and M. Kimura, *An introduction to population genetics theory* (Harper & Row, New York, 1970).
 - [9] S. Hubbell, *The Unified Neutral Theory of Biodiversity and Biogeography*, Monographs in Population Biology (Princeton University Press, Princeton, NJ, 2001).
 - [10] R. A. Blythe, *Journal of Statistical Mechanics: Theory and Experiment* **2009**, P02059 (2009).
 - [11] I. Dornic, H. Chaté, J. Chave, and H. Hinrichsen, *Phys. Rev. Lett.* **87**, 045701 (2001).
 - [12] R. A. Blythe, *Journal of Physics A: Mathematical and Theoretical* **43**, 385003 (2010).
 - [13] M. de Oliveira, J. Mendes, and M. Santos, *J. Phys. A* **26**, 2317 (1993).
 - [14] J.-M. Drouffe and C. Godrèche, *J. Phys. A* **32**, 249 (1999).
 - [15] J. Molofsky, R. Durrett, J. Dushoff, D. Griffeath, and S. Levin, *Theoretical Population Biology* **55**, 270 (1999).
 - [16] O. Al Hammal, H. Chaté, I. Dornic, and M. A. Muñoz, *Phys. Rev. Lett.* **94**, 230601 (2005).
 - [17] F. Vázquez and C. López, *Phys. Rev. E* **78**, 061127 (2008).
 - [18] L. Canet, H. Chaté, B. Delamotte, I. Dornic, and M. A. Muñoz, *Phys. Rev. Lett.* **95**, 100601 (2005).
 - [19] M. Droz, A. L. Ferreira, and A. Lipowski, *Phys. Rev. E* **67**, 056108 (2003).
 - [20] J. Marro and R. Dickman, *Nonequilibrium Phase Transitions in Lattice Models* (Cambridge University Press, Cambridge, 1999).
 - [21] C. Castellano, M. A. Muñoz, and R. Pastor-Satorras, *Phys. Rev. E* **80**, 041129 (2009).
 - [22] H. Kaya, A. Kabakçioğlu, and A. Erzan, *Phys. Rev. E* **61**, 1102 (2000).
 - [23] F. Corberi, E. Lippiello, and M. Zannetti, *Phys. Rev. E* **78**, 011109 (2008).
 - [24] C. Gardiner, *Stochastic Methods: A Handbook for the Natural and Social Sciences*, 4th ed. (Springer-Verlag, Berlin, 2010).
 - [25] C. Castellano and R. Pastor-Satorras, *Phys. Rev. E* **83**, 016113 (2011).
 - [26] R. Lambiotte and S. Redner, *Europhys. Lett.* **82**, 18007 (2008).
 - [27] F. Slanina, K. Sznajd-Weron, and P. Przybyła, *Europhys. Lett.* **82**, 18006 (2008).