

# Ultrafast dynamical path for the switching of a ferrimagnet after femtosecond heating

U. Atxitia<sup>1,2</sup>, T. Ostler<sup>1</sup>, J. Barker<sup>1</sup>, R. F. L. Evans<sup>1</sup>, R. W. Chantrell<sup>1</sup> and O. Chubykalo-Fesenko<sup>2</sup>

<sup>1</sup>*Department of Physics, University of York, York YO10 5DD, United Kingdom and*

<sup>2</sup>*Instituto de Ciencia de Materiales de Madrid, CSIC, Cantoblanco, 28049 Madrid, Spain*

(Dated: August 4, 2022)

Ultrafast laser-induced magnetic switching in rare earth, transition metal ferrimagnetic alloys has recently been reported to occur by ultrafast heating alone. Using atomistic simulations and a ferrimagnetic Landau-Lifshitz-Bloch formalism, we demonstrate that for switching to occur it is necessary that angular momentum is transferred from the longitudinal to transverse magnetization components. This dynamical path leads to magnetization switching and subsequent ultrafast precession caused by the inter-sublattice exchange field on the nanoscale.

The behavior of magnetization dynamics triggered by an ultrafast laser stimulus is a topic of intense research interest in both fundamental and applied magnetism [1]. A range of studies using ultrafast laser pulses have shown very different timescales of demagnetization for different material; from 100 fs in Ni [2] to 100 ps in Gd [3]. For future applications one should aim not only at ultrafast demagnetization, but also to controlled magnetization switching.

Magnetization reversal induced by an ultrafast laser pulse has been reported in the ferrimagnet GdFeCo, together with a rich variety of phenomena [4–8]. Several hypotheses have been put forward to explain the observed magnetization switching: crossing of the angular momentum compensation point [4], the Inverse Faraday Effect [5], and its combination with ultrafast heating [6]. It has been shown that the rare earth (RE) responds more slowly to the laser pulse than the transition metal (TM) [7], even though the sublattices are strongly exchange coupled. Intriguingly, Radu et. al. [7] show experimentally and theoretically the existence of a transient ferromagnetic-like state which exists for a few hundred femtoseconds. Recently [8], the atomistic model outlined in [7, 9] predicted the phenomenon of magnetization reversal induced by heat alone, in the absence of any external field; a prediction verified experimentally. This remarkable result opens many interesting possibilities in terms of ultrafast magnetization reversal and potential areas of practical exploitation, however a complete theoretical understanding of this effect is currently missing.

In magnets consisting of more than one magnetic species, excitation of the spins on a time scale comparable with that of the inter-sublattice exchange takes the sublattices out of equilibrium with each other. It is in this regime where the thermally driven switching of ferrimagnetic GdFeCo occurs. A recent study by Mentink et al. [10] proposed an explanation of the process using a model of the magnetization dynamics, a feature of which is the separation of the relaxation mechanisms into two timescales: one governed by the inter-sublattice exchange and another by the relativistic contribution (coupling to external degrees of freedom). However, in ultrafast processes the relativistic contribution is most proba-

bly dominated by electron-electron scattering[11] and/or by enhanced spin-orbit interaction[12], both acting on the timescale of the exchange interactions. Consequently, the two contributions (exchange and intrinsic damping) cannot *a-priori* be separated. This is also confirmed by previous atomistic simulations[13], where it was shown that on the fs-ps timescale the longitudinal relaxation of ferromagnets is simultaneously defined by the coupling to the external bath and the exchange interaction. Additionally, the model in (10) uses the Onsager principle, generally valid in equilibrium only. The model is based on the physically plausible argument that the switching is driven by angular momentum transfer due to the exchange between sub-lattices and the assumption of a linear path to reversal, thereby neglecting the role of any perpendicular component. Thus far, a complete explanation of the heat driven, ultrafast reversal process remains elusive.

In this Letter we present a general formalism, leading to a macroscopic dynamical equation for a ferrimagnet. This is in the form of a Landau-Lifshitz-Bloch (LLB) equation, in which the two relaxation mechanisms are parts of the same relaxation term. Supported by atomistic calculations, we show that the role of the perpendicular magnetization component in the ultrafast, heat-induced magnetization reversal process is essential, and that without it reversal cannot occur. Predictions of the ferrimagnetic LLB equation are supported by calculations using an atomistic model based on the Heisenberg exchange Hamiltonian with Langevin Dynamics.

In the absence of any external stimulus, the energetics of the atomistic spin model are described purely by exchange interactions, given by the spin Hamiltonian:

$$\mathcal{H} = - \sum_{\langle i,j \rangle} J_{ij} \mathbf{S}_i \cdot \mathbf{S}_j \quad (1)$$

where  $J_{ij}$  is the exchange integral between spins  $i$  and  $j$  ( $i, j$  are lattice sites),  $\mathbf{S}_i$  is the normalized magnetic moment  $|\mathbf{S}_i| = 1$ . We model the magnetization dynamics of the system using the Landau-Lifshitz-Gilbert (LLG) equation with Langevin dynamics, as detailed in Ref. 8. To simulate the effect of an ultrafast heat pulse we use a step-like temperature pulse of duration 500fs with a

value of  $T = T_{max}$ . In order not to mix different effects, we assume the same electron temperature and the same damping constants for Gd and Fe spin moments. The slow character of the demagnetization in Gd will result from the large moment of Gd relative to Fe. Atomistic models have proven to be a powerful tool in predicting heat-induced switching [8], but fail to provide a simple picture for the cause.

The magnetization dynamics of ferrimagnets is often described by two coupled temperature-dependent macrospins within LLG micromagnetic equations. However, even for a ferromagnet, it has been shown that the LLG approach is not a valid micromagnetic equation for high temperatures and it has been superseded by the LLB equation [13]. Up until now, the LLB equation existed only for a single species ferromagnet. In this letter we present the LLB equation for a two species system. The detailed derivation [14] makes use of the mean-field approach (MFA) based on the Heisenberg Hamiltonian Eq. 1 and is similar to the original derivation of the LLB equation for a ferromagnet [15]. Importantly, unlike the approach used in Ref.10, the derivation does not use the Onsager principle and is thus valid far from equilibrium. Our equation also does not separate the timescales of different relaxation sources.

The resulting ferrimagnetic LLB equation describes the average magnetization dynamics in each sublattice  $\mathbf{m}_\nu = \langle \mathbf{s}_i^\nu \rangle$ , where  $\nu$  stands for TM or RE sublattice and  $i$  for spins in the sublattice  $\nu$ . In the absence of an applied field, the LLB equation for the TM is written as:

$$\frac{1}{\gamma_T} \frac{d\mathbf{m}_T}{dt} = -\mathbf{m}_T \times \left[ \mathbf{H}_{EX}^T + \frac{\alpha_T^\perp}{m_T^2} \mathbf{m}_T \times \mathbf{H}_{EX}^T \right] \quad (2)$$

$$- \alpha_T^\parallel \left[ \frac{1}{2\lambda_{TT}} \left( \frac{m_T^2}{m_{e,T}^2} - 1 \right) - \frac{1}{2\lambda_{TR}} \left( \frac{\tau_R^2}{\tau_{e,R}^2} - 1 \right) \right] \mathbf{m}_T,$$

with a complementary equation for the RE. The exchange field from the RE is calculated via the MFA [9] as  $\mathbf{H}_{EX}^T = (zx|J_{TR}|/\mu_T)\mathbf{m}_R$ , where  $J_{TR}$  is the inter-sublattice exchange parameter,  $z$  is the number of nearest TM neighbors in the ordered lattice,  $x$  is the RE concentration,  $\mu_T$  is the TM magnetic moment,  $\gamma_T$  is the gyromagnetic ratio for TM,  $\tau_R = |(\mathbf{m}_T \cdot \mathbf{m}_R)|/m_T$  is the absolute value of the projection of the RE magnetization onto the TM magnetization and  $\tau_{e,R}$  is its equilibrium value,  $\alpha_T^\parallel(T) = 2\lambda_T k_B T / \tilde{J}_{0,T}$  and  $\alpha_T^\perp(T) = \lambda_T(1 - k_B T / \tilde{J}_{0,T})$  are the temperature-dependent TM longitudinal and transverse damping parameters and  $\lambda_T$  is intrinsic coupling to the bath parameter. Finally,  $\tilde{J}_{0,T} = (J_{0,T}m_{e,T} - J_{0,TR}m_{e,R})/m_{e,T}$ , where  $m_{e,T}$  and  $m_{e,R}$  are the equilibrium magnetization of the TM and RE,  $J_{0,T} = (1-x)zJ_T$  and  $J_{0,TR} = xzJ_{TR}$  are the zero Fourier components of the TM intra and inter-sublattice exchange interaction [9]. Note that even if the microscopic damping of the TM and RE are the same, the macroscopic damping is different due to a different temperature dependence of magnetization. The third and

fourth terms in Eq.(2) define the longitudinal relaxation, comprised of; the difference between the longitudinal relaxation of the TM to its equilibrium value, and to the equilibrium value of the RE respectively.

The rate parameters  $\Gamma_{TT} = \Lambda_{TT}^{-1}$ ,  $\Gamma_{TR} = \Lambda_{TM}^{-1}$  are temperature-dependent and have the following forms:

$$\Gamma_{TT} = \frac{1}{\tilde{\chi}_{T,\parallel}} \left( 1 + \frac{|J_{0,TR}|}{\mu_T} \tilde{\chi}_{R,\parallel} \right), \quad (3)$$

$$\Gamma_{TR} = \frac{|J_{0,TR}|}{\mu_T} \frac{\tau_{e,R}}{m_{e,T}}.$$

where we have used the longitudinal susceptibilities  $\tilde{\chi}_{T,\parallel} = (\partial m_T / \partial H)_{H \rightarrow 0}$ ,  $\tilde{\chi}_{R,\parallel} = (\partial m_R / \partial H)_{H \rightarrow 0}$  in inter-sublattice and intra-sublattice exchange. In Fig. 1 we present the temperature dependence of relaxation rates evaluated for the parameters of GdFeCo. The temperature dependence of the relaxation rates are significant for ultrafast switching, since close to  $T_c$  the sign of the longitudinal relaxation term (the third term in Eq. 2) changes, such that during the ultrafast heating process  $dm_T^z/dt < 0$  goes to  $dm_T^z/dt > 0$ . However, and unlike the statement in Ref.[10], the longitudinal relaxation itself cannot change the direction of the vector  $\mathbf{m}_T$ , due to the multiplication of the longitudinal relaxation term in Eq. (2) by  $\mathbf{m}_T$ . To illustrate this, we consider the reduction of Eq. (2) to linear reversal processes only, by removing the precessional term. Irrespective of the sign of  $dm_T^z/dt$  its value must go to zero when the sublattice magnetizations are individually in equilibrium. Since  $m_{e,T}$  can never be negative without reversal of the RE, no reversal of the TM prior to reversal of the RE is possible by this route. The change of sign of  $dm_T^z/dt$  results because the polarization of the TM by the RE leads to a small but positive value of  $m_T$ . Evidently, although the longitudinal magnetization process contributes to the timescale of reversal it does not drive the switching process. In order to understand the switching mechanism we therefore need to consider both longitudinal and transverse relaxation.

In the following we reduce the LLB equation (2) to a dynamical system, based on information from atomistic modelling. The phase portrait of this dynamical system is used to demonstrate the role of transverse fluctuations in the heat-driven reversal process. We know from numerical simulations that close to the reversal of the sublattices the RE magnetization  $m_R^0$  is larger than that of the TM, so that we can assume that  $m_R^x, m_R^y, m_T^x, m_T^y, m_T^z \ll m_R^0$  where  $m_R^0$  is the absolute value of the  $z$ -component of the RE magnetization at the instant of reversal. In this approximation the longitudinal field is positive  $h_\parallel > 0$ :  $h_\parallel^T \simeq \alpha_T^\parallel \frac{m_R^0}{\Lambda_{TR} m_{e,R}^e}$  for the case before the heat pulse is removed ( $m_T > m_{e,T} = 0$ ) and  $h_\parallel^T \simeq (\alpha_T^\parallel/2)[\Gamma_{TT} - \Gamma_{TR}]$  after the heat pulse ( $m_T < m_{e,T}$ ,  $T = 0$  K). The LLB equation for the TM is reduced

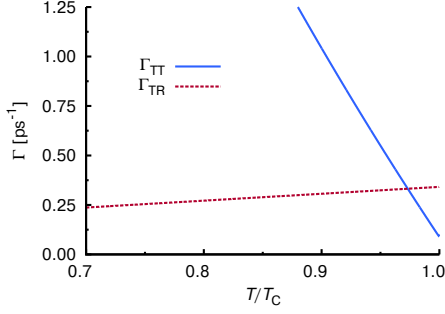


FIG. 1. Longitudinal relaxation rates as a function of temperature in the LLB equation, evaluated for GdFeCo parameters. The dashed line shows the TM-RE relaxation rate and the solid line is that of the TM-TM interaction. At low temperatures  $\Gamma_{TT} \gg \Gamma_{TR}$ , due to the small value of the susceptibility  $\tilde{\chi}_{T,\parallel}$ , therefore the relaxation of the TM magnetization is always to its own equilibrium. However, at temperatures close to  $T_c$ ,  $\Gamma_{TT} < \Gamma_{TR}$ , thus the TM prefers to relax towards the RE magnetization in this regime.

to the following dynamical system:

$$\begin{aligned} \frac{1}{|\gamma_T|} \frac{d\rho}{dt} &= 2\alpha_T^\perp \Omega_T \frac{\rho m_T^z}{m_T^2} + 2h_\parallel^T \rho \\ \frac{1}{|\gamma_T|} \frac{dm_T^z}{dt} &= -\alpha_T^\perp \Omega_T \frac{\rho}{m_T^2} + h_\parallel^T m_T^z \end{aligned} \quad (4)$$

where  $\rho = (m_T^x)^2 + (m_T^y)^2$  is the TM transverse magnetization component and  $\Omega_T(T) = zxm_R^0|J_{TR}|/\mu_T$  is the precessional frequency of the anti-ferromagnetic exchange mode.

In Fig. 2, Eqs. (4) are solved as a function of time and are presented as a phase space plot with comparison to atomistic simulations. The trajectory  $m_T^t = 0$  corresponds to a linear dynamical mode and according to Eq.(4) is trivially stable for  $h_\parallel^T < 0$  (normal relaxation describing the linear magnetization decrease) and unstable in the opposite case ( $h_\parallel^T > 0$ ). The linear path does not lead to reversal; a small initial perpendicular component is required to reverse the direction of the equilibrium magnetization. A standard analysis of the dynamical system (4) with  $h_\parallel^T > 0$  shows that for  $m_T^t \neq 0$  and close to  $m_T^z \approx 0$ :  $dm_T^z/dt < 0$ . This corresponds to the reversal trajectories shown in Fig. 2. The physical interpretation is that in this case very small perturbations from  $m_T^t = 0$  will lead to the development of a perpendicular magnetization component, as is indeed observed by numerical integration of the dynamical system (4). The corresponding dynamical trajectories of the TM cross  $m_T^z = 0$  leading to the change of the magnetization direction of the TM. The dynamical path indicates the increase of  $m_T^t$ , i.e. the further development of the precessional motion.

In the same approximation, the LLB equation for the RE reads:

$$\frac{1}{|\gamma_R|} \frac{dm_R^{x(y)}}{dt} = \mp \Omega_R m_T^{y(x)} + \frac{\alpha_R^\perp}{m_R^0} \Omega_R m_T^{x(y)} - h_\parallel^R m_R^{x(y)} \quad (5)$$

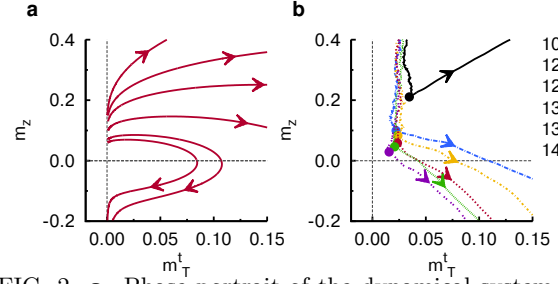


FIG. 2. **a.** Phase portrait of the dynamical system (4) with different initial conditions very close to  $\rho = 0$ . Initial conditions with very small components of  $m_T^t$  are supposed. **b.** Real trajectories calculated via atomistic simulations for TM and RE at different pulse  $T_{max}$  temperatures. Small circles indicate the point where the heat pulse is removed.

where the upper sign corresponds to the equation for  $m_R^x$  and the lower sign for the  $m_R^y$  one,  $\Omega_R = z(1-x)m_R^0|J_{TR}|/\mu_R$  and  $h_\parallel^R > 0$  is the RE longitudinal field. Thus, the perpendicular motion of the TM triggers the corresponding precessional motion of the RE via the angular momentum transfer (the first two terms of Eq.(2), i.e. via perpendicular components) with the same frequency  $\Omega_T$ , but different amplitude. However, the longitudinal change in the RE is slower than that of the TM. During this dynamical process in some time interval the RE and TM have both the same sign of the  $m_z$ -component, forming the transient ferromagnetic-like state seen experimentally[7]. Note that the subsequent precession has a frequency which is proportional to the exchange field and thus is extremely fast. The motion of the TM around RE direction and vice versa occurs during and after the ferromagnetic-like state until the system has relaxed to equilibrium.

Following the analysis of the LLB equation, one should note that in order for magnetization switching to occur, a small ‘kick’ from the unstable linear motion, producing an initial torque, is essential. Thus the direct numerical integration of Eq. (2) with initial antiparallel alignment of the RE and TM follows the linear magnetization recovery path and does *not* produce switching. Conversely, the presence of a small angle between the two sub-lattices provides the necessary condition for magnetization switching, as demonstrated in Fig. 3. It is important to emphasize that in reality non-collinearity of the sublattices is always present because of the high temperatures associated with the reversal mechanism. This is true in the full atomistic approach with stochastic fields as well as the integration of the stochastic LLB equation [16].

An outstanding question is whether the magnetization precession, a central prediction of our model, can be observed experimentally on a macroscopic sample. We should recall that at high temperatures the correlation between atomic sites is weak, thus we cannot expect the precession to occur with the same phase in the

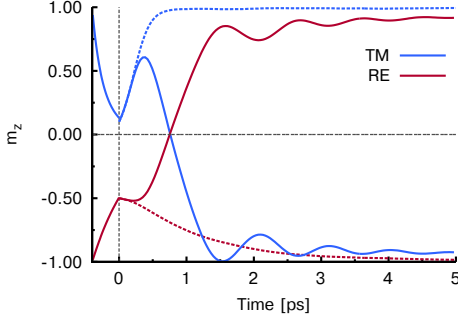


FIG. 3. Numerical integration of the switching behaviour for the non-stochastic LLB with a small angle between sublattices (solid lines). Without the angle (dashed lines) switching does not occur, as predicted. The time  $t = 0$  corresponds to the end of the laser pulse.

whole sample; an effect which would make the precession macroscopically unobservable. To demonstrate the effect we present in Fig. 4 the results of atomistic switching simulations in GdFeCo for different system sizes. We clearly observe that for small system sizes transverse oscillations with the frequency of an exchange mode are visible, consistent with the prediction of our analytical model. However, in large system sizes of the order of  $(20 \text{ nm})^3$  it is averaged out, consistent with the excitation of localized exchange modes with random phase. Note that the same effect happens for very high temperatures where the observed magnetization trajectory appears close to linear; although we stress again the importance of a small perpendicular component to initiate the magnetization reversal, which will occur on a local level as demonstrated by Fig. 4.

The above analysis also allows us to have a clearer understanding of the ferromagnetic-like state. The velocity of the motion is proportional to  $\alpha_T^\perp \Omega_T \sim J_{TR}$ . Thus, to create a longer transient ferromagnetic state, we should decrease the precessional frequency, which can be achieved by decreasing the inter-sublattice exchange  $J_{TR}$ . In addition, the dynamical response of the RE can

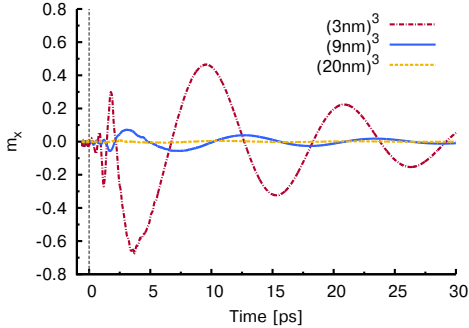


FIG. 4. System size dependence of the transverse magnetization components of the TM under ultrafast switching, showing cancelation of the localized transverse magnetization components arising from exchange precession for larger system sizes. The time  $t = 0$  corresponds to the end of the laser pulse.

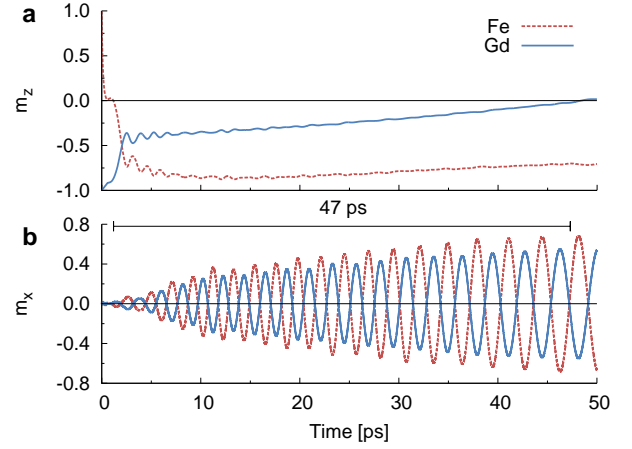


FIG. 5. Atomistic simulated dynamics of the TM (red dashed line) and RE (blue solid line) under the action of an ultrafast heat pulse where  $T = 2000 \text{ K}$  for 600 fs duration, which is then reduced back to  $0 \text{ K}$ . The system size is  $(6 \text{ nm})^3$ . The moment  $t = 0$  corresponds to the end of the laser pulse. The inter-sublattice parameter  $J_{TR}$  and  $\lambda_{RE}$  were decreased to  $-0.109 \times 10^{-21} \text{ J}$  and 0.001 respectively. **a.** The TM reverses very quickly setting up the ferromagnetic-like state which exists for around 47 ps. **b.** Coupled, large amplitude precession of the sublattices is clearly seen.

be tuned by altering the coupling parameter, and so for slower dynamics we set  $\lambda_{RE} = 0.001$ , consistent with a small coupling parameter of Gd [17]. Fig. 5 shows simulations of the resulting dynamics, and demonstrate an extended ferromagnetic state.

In conclusion, we have outlined a MFA treatment of the multispin Heisenberg model as a function of temperature resulting in a LLB equation for a ferrimagnet. This equation describes the mutual relaxation of sublattices which occurs simultaneously under internal damping and inter-sublattice exchange. This model allows us to present a simple picture of the magnetization reversal of GdFeCo in response to an ultrafast heat pulse alone. The physical origin of this effect is revealed within the LLB equation as a dynamical reversal path resulting from the instability of the linear motion. To trigger the reversal path a small perpendicular component is necessary. In practice this will arise from random fluctuations of the magnetization at elevated temperatures. The perpendicular component grows in time resulting in ultrafast magnetization precession in the inter-sublattice exchange field, also observed in atomistic simulations for small system sizes. The switching is initiated by the TM which arrives at zero magnetization faster than the RE and responds dynamically to its exchange field. Thus, the non-equivalence of the two sub-lattices is an essential part of the process. Switching into the transient ferromagnetic state occurs due to large-amplitude precessional motion of the TM in the exchange field from the RE and the slow dynamics of RE. The control of the transient ferromagnetic-like state can be achieved through tuning of the damping and inter-

sublattice exchange in agreement with the dynamics of the LLB equation.

This work was supported by the European Community's Seventh Framework Programme (FP7/2007-2013) under grant agreements NMP3-SL-2008-214469 (Ultra-Magnetron) and N 214810 (FANTOMAS) and the Spanish Ministry of Science and Innovation under the grant FIS2010-20979-C02-02.

- 
- [1] J.Stöhr, and H.C. Siegmann, *Magnetism: from Fundamentals to Nanoscale Dynamics* (Springer, Berlin, 2006).
  - [2] E. Beaurepaire, J.-C. Merle, A. Daunois, and J.-Y. Bigot, *Phys. Rev. Lett.* **76**, 4250 (1996).
  - [3] M. Wietstruk, A. Melnikov, C. Stamm, T. Kachel, N. Pontius, M. Sultan, C. Gahl, M. Weinelt, H. A. Dürr, and U. Bovensiepen *Phys. Rev. Lett.*, **106**, 127401 (2011),
  - [4] C.D. Stanciu, Hansteen, F. and Kimel, A. V. and Kirilyuk, A. and Tsukamoto, A. and Itoh, A. and Rasing, Th. *Phys. Rev. Lett.* **99**, 047601 (2007).
  - [5] F.Hansteen, A.Kimel, A.Kirilyuk and T.Rasing *Phys. Rev. Lett.* **95**, 047402 (2005).
  - [6] K. Vahaplar, Kalashnikova, A. M. and Kimel, A. V. and Hinzke, D. and Nowak, U. and Chantrell, R. and Tsukamoto, A. and Itoh, A. and Kirilyuk, A. and Rasing, Th. *Phys. Rev. Lett.* **103**, 117201 (2009).
  - [7] I. Radu, K. Vahaplar, C. Stamm, T. Kachel, N. Pontius, H. A. Dürr, T. A. Ostl, J. Barker, R. F. L. Evans, R. W. Chantrell, A. Tsukamoto, A. Itoh, A. Kirilyuk, Th. Rasing and A. V. Kimel, *Nature*, **472**, 205 (2011).
  - [8] T.A. Ostler, J. Barker, R.F.L. Evans, R.W. Chantrell, U. Atxitia, O. Chubykalo-Fesenko, S. El Moussaoui, L. Le Guyader, E. Mengotti, L.J. Heyderman, F. Nolting, A. Tsukamoto, A. Itoh, D. Afanasiev, B.A. Ivanov, A.M. Kalashnikova, K. Vahaplar, J. Mentink, A. Kirilyuk, Th. Rasing, and A.V. Kimel *Nature Commun.* **3**, 666 (2012).
  - [9] T.A. Ostler *et al*, *Phys. Rev. B*, **84**, 024407 (2011).
  - [10] J. H. Mentink, J. Hellsvik, D. V. Afanasiev, B.A. Ivanov, A. Kirilyuk, A. V. Kimel, A. V. O. Eriksson, M. I. Katsnelson, and Th. Rasing, *Phys. Rev. Lett.* **108** 057202 (2012).
  - [11] U.Atxitia, O.Chubykalo-Fesenko, J.Walowski, A.Mann and M.Münzenberg, *Phys. Rev. B* **81**, 174401 (2010).
  - [12] C.Boeglin, E.Beaurepaire, V.Halte, V.Lopez-Flores, C.Stamm, N.Pontius, H.A. Dürr and J.-Y. Bigot *Nature* **465**, 458 (2010).
  - [13] O.Chubykalo-Fesenko, U.Nowak, R.W.Chantrell and D.Garanin *Phys. Rev. B* **74**, 094436 (2006).
  - [14] U.Atxitia, PhD Thesis, Autonoma University of Madrid (2012), U.Atxitia, P.Nieves and O. Chubykalo-Fesenko, arXiv:1206.6672v1.
  - [15] D.Garanin, *Phys. Rev. B* **55**, 3050 (1997).
  - [16] R.F.L.Evans D.Hinzke, U.Atxitia, U.Nowak, R.W.Chantrell and O.Chubykalo-Fesenko *Phys. Rev. B* **85**, 014433 (2012)
  - [17] U. Atxitia and O.Chubykalo-Fesenko, *Phys. Rev. B* **84**, 144414 (2011)