

Relaxing the Constraints of Clustered Planarity

Patrizio Angelini¹, Giordano Da Lozzo¹, Giuseppe Di Battista¹, Fabrizio Frati²,
Maurizio Patrignani¹, and Vincenzo Roselli¹

¹Dipartimento di Informatica e Automazione, Roma Tre University, Italy

²School of Information Technologies, The University of Sydney, Australia

Abstract

In a drawing of a clustered graph vertices and edges are drawn as points and curves, respectively, while clusters are represented by simple closed regions. A drawing of a clustered graph is *c-planar* if it has no edge-edge, edge-region, or region-region crossings. Determining the complexity of testing whether a clustered graph admits a *c-planar* drawing is a long-standing open problem in the Graph Drawing research area. An obvious necessary condition for *c-planarity* is the planarity of the graph underlying the clustered graph. However, such a condition is not sufficient and the consequences on the problem due to the requirement of not having edge-region and region-region crossings are not yet fully understood.

In order to shed light on the *c-planarity* problem, we consider a relaxed version of it, where some kinds of crossings (either edge-edge, edge-region, or region-region) are allowed even if the underlying graph is planar. We investigate the relationships among the minimum number of edge-edge, edge-region, and region-region crossings for drawings of the same clustered graph. Also, we consider drawings in which only crossings of one kind are admitted. In this setting, we prove that drawings with only edge-edge or with only edge-region crossings always exist, while drawings with only region-region crossings may not. Further, we provide upper and lower bounds for the number of such crossings. Finally, we give a polynomial-time algorithm to test whether a drawing with only region-region crossings exist for biconnected graphs, hence identifying a first non-trivial necessary condition for *c-planarity* that can be tested in polynomial time for a noticeable class of graphs.

Keywords: graph drawing, clustered planarity, planar graphs, *NP*-hardness

1 Introduction

Clustered planarity is a classical Graph Drawing topic (see [5] for a survey). A *clustered graph* $C(G, T)$ consists of a graph G and of a rooted tree T whose leaves are the vertices of G . Such a structure is used to enrich the vertices of the graph with hierarchical information. In fact, each internal node μ of T represents the subset, called *cluster*, of the vertices of G that are the leaves of the subtree of T rooted at μ . Tree T , which defines the inclusion relationships among clusters, is called *inclusion tree*, while G is the *underlying graph* of $C(G, T)$.

In a *drawing* of a clustered graph $C(G, T)$ vertices and edges of G are drawn as points and open curves, respectively, and each node μ of T is represented by a simple closed region $R(\mu)$ containing all and only the vertices of μ . Also, if μ is a descendant of a node ν , then $R(\nu)$ contains $R(\mu)$.

A drawing of C can have three types of crossings. *Edge-edge crossings* are crossings between edges of G . Algorithms to produce drawings allowing edge-edge crossings have been already proposed (see, for example, [19] and Fig. 1(a)). Two kinds of crossings involve, instead, regions. Consider an edge e of G and a node μ of T . If e intersects the boundary of $R(\mu)$ only once, this is not considered as a crossing, since there is no way of connecting the endpoints of e without intersecting the boundary of $R(\mu)$. On the contrary, if e intersects the boundary of $R(\mu)$ more than once, we have *edge-region crossings*. An example of this kind of crossings is provided by Fig. 1(b), where edge (u, w) traverses $R(\mu)$ and edge (u, v) exits and enters $R(\mu)$.

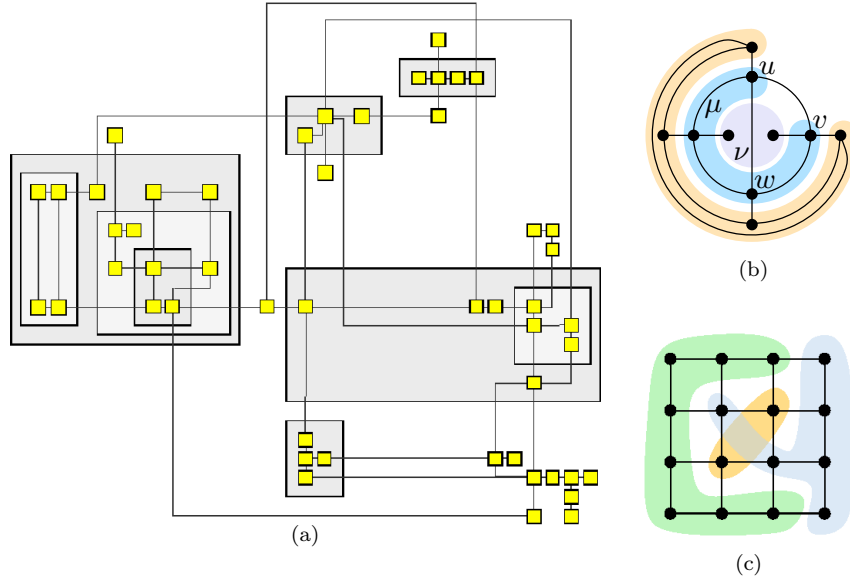


Figure 1: Examples of crossings in drawings of clustered graphs. (a) A drawing obtained with the planarization algorithm described in [19] and containing three edge-edge crossings. (b) A drawing with two edge-region crossings. (c) A drawing with a region-region crossing.

Finally, consider two nodes μ and ν of T ; if the boundary of $R(\mu)$ intersects the boundary of $R(\nu)$ we have a *region-region crossing* (see Fig. 1(c) for an example).

A drawing of a clustered graph is *c-planar* if it does not have any edge-edge, edge-region, or region-region crossing. A clustered graph is *c-planar* if it admits a *c-planar* drawing.

In the last decades *c-planarity* has been deeply studied. While the complexity of deciding if a clustered graph is *c-planar* is still an open problem in the general case, polynomial-time algorithms have been proposed to test *c-planarity* and produce *c-planar* drawings under several kinds of restrictions, such as:

- Assuming that each cluster induces a small number of connected components ([4, 6, 9, 14, 15, 20, 21, 23, 24]). In particular, the case in which the graph is *c-connected*, that is, for each node ν of T the graph induced by the vertices of ν is connected, has been deeply investigated.
- Considering only *flat* hierarchies, i.e., the height of T is two, namely no cluster different from the root contains other clusters ([7, 8, 10]).
- Focusing on particular families of underlying graphs ([7, 8, 25]).
- Fixing the embedding of the underlying graph ([10, 23]).

This huge body of research can be read as a collection of polynomial-time testable sufficient conditions for *c-planarity*.

In contrast, the planarity of the underlying graph is the only polynomial-time testable necessary condition that has been found so far for *c-planarity* in the general case. Such a condition, however, is not sufficient and the consequences on the problem due to the requirement of not having edge-region and region-region crossings are not yet fully understood.

Other known necessary conditions are either trivial (i.e., satisfied by all clustered graphs) or of unknown complexity as the original problem is. An example of the first kind is the existence of a *c-planar* clustered graph obtained by splitting some cluster into sibling clusters [1]. An example of the second kind, which is




Figure 2: Containment relationships among instances of clustered planarity. The existence of a $\langle 0, 0, \gamma \rangle$ -drawing is a necessary condition for c-planarity.

also a sufficient condition, is the existence of a set of edges that, if added to the underlying graph, make the clustered graph c-connected and c-planar [14].

In this paper we study a relaxed model of c-planarity. Namely, we study $\langle \alpha, \beta, \gamma \rangle$ -drawings of clustered graphs. In an $\langle \alpha, \beta, \gamma \rangle$ -drawing the number of edge-edge, edge-region, and region-region crossings is equal to α , β , and γ , respectively. Figs. 1(a), 1(b), and 1(c) show examples of a $\langle 3, 0, 0 \rangle$ -drawing, a $\langle 0, 2, 0 \rangle$ -drawing, and a $\langle 0, 0, 1 \rangle$ -drawing, respectively. Notice that this model provides a generalization of c-planarity, as the traditional c-planar drawing is a special case of an $\langle \alpha, \beta, \gamma \rangle$ -drawing where $\alpha = \beta = \gamma = 0$. Hence, we can say that the existence of a $\langle \alpha, \beta, \gamma \rangle$ -drawing, for some values of α , β , and γ , is a necessary condition for c-planarity.

In our study we focus on clustered graphs whose underlying graph is planar. We mainly concentrate on the existence of drawings in which only one type of crossings is allowed, namely we consider $\langle \alpha, 0, 0 \rangle$ -, $\langle 0, \beta, 0 \rangle$ -, and $\langle 0, 0, \gamma \rangle$ -drawings. Our investigation uncovers that allowing different types of crossings has a different impact on the existence of drawings of clustered graphs (see Fig. 2). In particular, we prove that, while every clustered graph admits an $\langle \alpha, 0, 0 \rangle$ -drawing (even if its underlying graph is not planar) and a $\langle 0, \beta, 0 \rangle$ -drawing, there exist clustered graphs not admitting any $\langle 0, 0, \gamma \rangle$ -drawing. Further, we provide a polynomial-time testing algorithm to decide whether a biconnected clustered graph admits any $\langle 0, 0, \gamma \rangle$ -drawing. From this fact we conclude that the existence of such a drawing is the first non-trivial necessary condition for the c-planarity of clustered graphs that can be tested efficiently. This allows us to further restrict the search for c-planar instances with respect to the obvious condition that the underlying graph is planar.

Also, we investigate the relationships among the minimum number of edge-edge, edge-region, and region-region crossings for drawings of the same clustered graph, showing that, in most of the cases, the fact that a clustered graph admits a drawing with few crossings of one type does not imply that such a clustered graph admits a drawing with few crossings of another type.

Finally, we show that minimizing the total number of crossings in $\langle \alpha, \beta, \gamma \rangle$ -drawings is an NP-complete problem. Note that this implies NP-completeness also for the problems of minimizing crossings in $\langle \alpha, 0, 0 \rangle$ -, $\langle 0, \beta, 0 \rangle$ -, and $\langle 0, 0, \gamma \rangle$ -drawings. However, for the first two types of drawings we can prove NP-completeness even for simpler classes of clustered graphs.

We remark that drawings of clustered graphs where a few intersections are admitted may meet the requirements of many typical Graph Drawing applications, and that their employment is encouraged by the fact that the class of c-planar instances might be too small to be relevant for some application contexts.

More in detail, we present the following results (recall that we assume the necessary condition that the underlying graph is planar to be always satisfied):

1. In Section 3 we provide algorithms to produce $\langle \alpha, 0, 0 \rangle$ -, $\langle 0, \beta, 0 \rangle$ -, and $\langle 0, 0, \gamma \rangle$ -drawings of clustered graphs, if they exist. In particular, while $\langle \alpha, 0, 0 \rangle$ - and $\langle 0, \beta, 0 \rangle$ -drawings always exist, we show that

c-c	flat	$\langle \alpha, 0, 0 \rangle$		$\langle 0, \beta, 0 \rangle$		$\langle 0, 0, \gamma \rangle$	
		α UB	α LB	β UB	β LB	γ UB	γ LB
NO	NO	$O(n^2)$ Th.1	$\Omega(n^2)$	$O(n^3)$ Th.2	$\Omega(n^2)$	$O(n^3)^{\text{⌘}}$ Th.5	$\Omega(n^3)$ Th.12
NO	YES	$O(n^2)$	$\Omega(n^2)$	$O(n^2)$ Th.2	$\Omega(n^2)$ Cor.1	$O(n^2)^{\text{⌘}}$ Th.5	$\Omega(n^2)$ Th.11
YES	NO	$O(n^2)$	$\Omega(n^2)$	$O(n^2)$ Th.3	$\Omega(n^2)$ Th.9	$0^{\text{⌘}}$ [14]	$0^{\text{⌘}}$ [14]
YES	YES	$O(n^2)$	$\Omega(n^2)$ Th.7	$O(n)$ Th.3	$\Omega(n)$ Th.10	$0^{\text{⌘}}$ [14]	$0^{\text{⌘}}$ [14]

Table 1: Upper and lower bounds for the number of crossings in $\langle \alpha, 0, 0 \rangle$ -, $\langle 0, \beta, 0 \rangle$ -, and $\langle 0, 0, \gamma \rangle$ -drawings of clustered graphs. Flags *c-c* and *flat* mean that the clustered graph is *c-connected* and that the cluster hierarchy is *flat*, respectively. Results written in gray derive from those in black, while a “⌘” means that there exist clustered graphs not admitting the corresponding drawings. A “0” occurs if the clustered graph is c-planar.

\rightarrow	$\langle \alpha, 0, 0 \rangle$	$\langle 0, \beta, 0 \rangle$	$\langle 0, 0, \gamma \rangle$
$\langle 1, 0, 0 \rangle$		$\Omega(n^2)$	$\Omega(n^2)$
$\langle 0, 1, 0 \rangle$	$\Omega(n)$		$\Omega(n^2)$
$\langle 0, 0, 1 \rangle$	$\Omega(n^2)$	$\Omega(n)$	

Table 2: Relationships between types of drawings proved in Theorem 14.

some clustered graphs do not admit any $\langle 0, 0, \gamma \rangle$ -drawing, and we present a polynomial-time algorithm to test whether a biconnected clustered graph admits a $\langle 0, 0, \gamma \rangle$ -drawing, which is a necessary condition for c-planarity.

- The above mentioned algorithms provide upper bounds on the number of crossings for the three kinds of drawings. We show that the majority of these upper bounds are tight by providing matching lower bounds in Section 4. These results are summarized in Tab. 1.
- In Section 5 we show that there are clustered graphs admitting drawings with one crossing of a certain type but requiring many crossings in drawings where different types of crossings are allowed. For example, there are clustered graphs that admit a $\langle 1, 0, 0 \rangle$ -drawing and that require $\beta \in \Omega(n^2)$ in any $\langle 0, \beta, 0 \rangle$ -drawing and $\gamma \in \Omega(n^2)$ in any $\langle 0, 0, \gamma \rangle$ -drawing. See Tab. 2 for a summary of these results.
- In Section 6 we present several complexity results. Namely, we show that:
 - minimizing $\alpha + \beta + \gamma$ in an $\langle \alpha, \beta, \gamma \rangle$ -drawing is NP-complete even if the underlying graph is planar, namely a forest of star graphs;
 - minimizing α in an $\langle \alpha, 0, 0 \rangle$ -drawing is NP-complete even if the underlying graph is a matching;
 - minimizing β in a $\langle 0, \beta, 0 \rangle$ -drawing is NP-complete (see also [16]) even for c-connected flat clustered graphs in which the underlying graph is a triconnected planar multigraph;

Section 2 gives definitions and preliminary lemmas, while Section 7 contains conclusions and open problems.

2 Preliminaries

We remark that every clustered graph $C(G, T)$ that is considered in this paper is such that G is planar.

Let $C(G, T)$ be a clustered graph. A *drawing* Γ of C is a collection of points, open curves, and simple closed regions such that: the vertices of G correspond to distinct points of Γ ; the edges of G correspond to open curves between their endpoints; each node μ of T is represented by a simple closed region $R(\mu)$ containing all and only the vertices of μ ; if μ is a descendant of ν then $R(\nu)$ contains $R(\mu)$.

If μ is an internal node of T , we denote by $V(\mu)$ the leaves of the subtree of T rooted at μ . The subgraph of G induced by $V(\mu)$ is denoted by $G(\mu)$.

Some constraints are usually enforced on the crossings among the open curves representing edges in the drawing of a graph. Namely: (\mathcal{C}_1) the intersections among curves form a set of isolated points; (\mathcal{C}_2) no three curves intersect on the same point; and (\mathcal{C}_3) two intersecting curves appear alternated in the circular order around their intersection point. Figure 3(a) shows a legal crossing, while Figures 3(b)-(d) show crossings violating Constraints \mathcal{C}_1 , \mathcal{C}_2 , and \mathcal{C}_3 , respectively. These constraints naturally extend to encompass crossings involving regions representing clusters, by considering, for each region, the closed curve that forms its boundary.

Let Γ be a drawing of a clustered graph $C(G, T)$. First, we formally define the types of crossings of Γ and how to count them.

Edge-edge crossings. Each crossing between two edges of G is an *edge-edge crossing* (or *ee-crossing* for short) of Γ .

Edge-region crossings. An *edge-region crossing* (*er-crossing*) is a crossing involving an edge e of G and a region $R(\mu)$ representing a cluster μ of T ; namely, if e crosses k times the boundary of $R(\mu)$, the number of *er-crossings* between e and $R(\mu)$ is $\lfloor \frac{k}{2} \rfloor$. Note that, if e intersects the boundary of $R(\mu)$ exactly once, then such an intersection does not count as an *er-crossing*, as in the traditional c-planarity literature.

Region-region crossings. A *region-region crossing* (*rr-crossing*) is a crossing involving two regions $R(\mu)$ and $R(\nu)$ representing clusters μ and ν of T , respectively, and such that μ is not an ancestor of ν and vice-versa. In fact, if μ is an ancestor of ν , then $R(\nu)$ is contained into $R(\mu)$ by the definition of drawing of a clustered graph. The number of *rr-crossings* between $R(\mu)$ and $R(\nu)$ is equal to the number of the topologically connected regions resulting from the set-theoretic difference between $R(\mu)$ and $R(\nu)$ minus one. Observe that, due to Constraints \mathcal{C}_1 , \mathcal{C}_2 , and \mathcal{C}_3 , the number of *rr-crossings* between $R(\mu)$ and $R(\nu)$ is equal to the number of *rr-crossings* between $R(\nu)$ and $R(\mu)$. Also, as region $R(\mu)$ contains all and only the vertices of μ , intersections between regions cannot contain vertices of G . Figure 4 provides examples of region-region crossings.

Definition 1. An $\langle \alpha, \beta, \gamma \rangle$ -drawing of a clustered graph is a drawing with α *ee-crossings*, β *er-crossings*, and γ *rr-crossings*.

2.1 Connectivity and SPQR-trees

A graph is *connected* if every two vertices are joined by a path. A graph G is *biconnected* (*triconnected*) if removing any vertex (any two vertices) leaves G connected.

To handle the decomposition of a biconnected graph into its triconnected components, we use *SPQR-trees*, a data structure introduced by Di Battista and Tamassia (see, e.g., [11, 12]).

A graph is *st-biconnectible* if adding edge (s, t) to it yields a biconnected graph. Let G be an *st-biconnectible* graph. A *separation pair* of G is a pair of vertices whose removal disconnects the graph. A *split pair* of G is either a separation pair or a pair of adjacent vertices. A *maximal split component* of G with respect to a split pair $\{u, v\}$ (or, simply, a maximal split component of $\{u, v\}$) is either an edge (u, v)

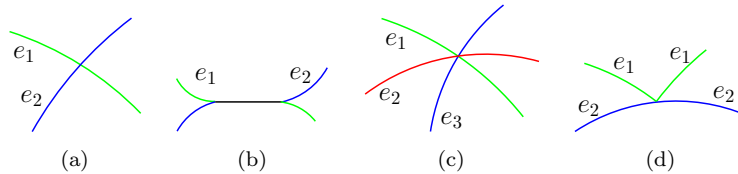


Figure 3: Allowed and forbidden crossings in a drawing of a graph. (a) A legal crossing. (b) A crossing violating Constraint \mathcal{C}_1 . (c) A crossing violating Constraint \mathcal{C}_2 . (d) A crossing violating Constraint \mathcal{C}_3 .

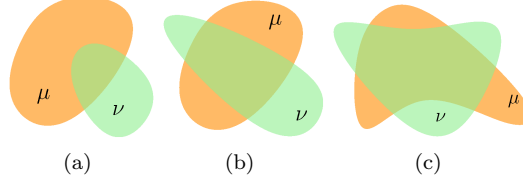


Figure 4: Examples of intersections between clusters generating (a) zero rr -crossings; (b) one rr -crossing; and (c) two rr -crossings.

or a maximal subgraph G' of G such that G' contains u and v , and $\{u, v\}$ is not a split pair of G' . A vertex $w \neq u, v$ belongs to exactly one maximal split component of $\{u, v\}$. We call *split component* of $\{u, v\}$ the union of any number of maximal split components of $\{u, v\}$.

We consider SPQR-trees that are rooted at one edge of the graph, called the *reference edge*.

The rooted SPQR-tree \mathcal{T} of a biconnected graph G , with respect to a reference edge e , describes a recursive decomposition of G induced by its split pairs. The nodes of \mathcal{T} are of four types: S, P, Q, and R. Their connections are called *arcs*, in order to distinguish them from the edges of G .

Each node τ of \mathcal{T} has an associated st-biconnectible multigraph, called the *skeleton* of τ and denoted by $\text{sk}(\tau)$. Skeleton $\text{sk}(\tau)$ shows how the children of τ , represented by “virtual edges”, are arranged into τ . The virtual edge in $\text{sk}(\tau)$ associated with a child node σ , is called the *virtual edge of σ in $\text{sk}(\tau)$* .

For each virtual edge e_i of $\text{sk}(\tau)$, recursively replace e_i with the skeleton $\text{sk}(\tau_i)$ of its corresponding child τ_i . The subgraph of G that is obtained in this way is the *pertinent graph* of τ and is denoted by $\text{pert}(\tau)$.

Given a biconnected graph G and a reference edge $e = (u', v')$, tree \mathcal{T} is recursively defined as follows. At each step, a split component G^* , a pair of vertices $\{u, v\}$, and a node σ in \mathcal{T} are given. A node τ corresponding to G^* is introduced in \mathcal{T} and attached to its parent σ . Vertices u and v are the *poles* of τ and denoted by $u(\tau)$ and $v(\tau)$, respectively. The decomposition possibly recurs on some split components of G^* . At the beginning of the decomposition $G^* = G - \{e\}$, $\{u, v\} = \{u', v'\}$, and σ is a Q-node corresponding to e .

Base Case: If G^* consists of exactly one edge between u and v , then τ is a Q-node whose skeleton is G^* itself.

Parallel Case: If G^* is composed of at least two maximal split components G_1, \dots, G_k ($k \geq 2$) of G with respect to $\{u, v\}$, then τ is a P-node. Graph $\text{sk}(\tau)$ consists of k parallel virtual edges between u and v , denoted by e_1, \dots, e_k and corresponding to G_1, \dots, G_k , respectively. The decomposition recurs on G_1, \dots, G_k , with $\{u, v\}$ as pair of vertices for every graph, and with τ as parent node.

Series Case: If G^* is composed of exactly one maximal split component of G with respect to $\{u, v\}$ and if G^* has cutvertices c_1, \dots, c_{k-1} ($k \geq 2$), appearing in this order on a path from u to v , then τ is an S-node. Graph $\text{sk}(\tau)$ is the path e_1, \dots, e_k , where virtual edge e_i connects c_{i-1} with c_i ($i = 2, \dots, k-1$), e_1 connects u with c_1 , and e_k connects c_{k-1} with v . The decomposition recurs on the split components corresponding to each of $e_1, e_2, \dots, e_{k-1}, e_k$ with τ as parent node, and with $\{u, c_1\}, \{c_1, c_2\}, \dots, \{c_{k-2}, c_{k-1}\}, \{c_{k-1}, v\}$ as pair of vertices, respectively.

Rigid Case: If none of the above cases applies, the purpose of the decomposition step is that of partitioning G^* into the minimum number of split components and recurring on each of them. We need some further definition. Given a maximal split component G' of a split pair $\{s, t\}$ of G^* , a vertex $w \in G'$ properly belongs to G' if $w \neq s, t$. Given a split pair $\{s, t\}$ of G^* , a maximal split component G' of $\{s, t\}$ is *internal* if neither u nor v (the poles of G^*) properly belongs to G' , *external* otherwise. A *maximal split pair* $\{s, t\}$ of G^* is a split pair of G^* that is not contained into an internal maximal split component of any other split pair $\{s', t'\}$ of G^* . Let $\{u_1, v_1\}, \dots, \{u_k, v_k\}$ be the maximal split pairs of G^* ($k \geq 1$) and, for $i = 1, \dots, k$, let G_i be the union of all the internal maximal split components of $\{u_i, v_i\}$.

Observe that each vertex of G^* either properly belongs to exactly one G_i or belongs to some maximal split pair $\{u_i, v_i\}$. Node τ is an R-node. Graph $\text{sk}(\tau)$ is the graph obtained from G^* by replacing each subgraph G_i with the virtual edge e_i between u_i and v_i . The decomposition recurs on each G_i with μ as parent node and with $\{u_i, v_i\}$ as pair of vertices.

For each node τ of \mathcal{T} , the construction of $\text{sk}(\tau)$ is completed by adding a virtual edge (u, v) representing the rest of the graph.

The SPQR-tree \mathcal{T} of a graph G with n vertices and m edges has m Q-nodes and $O(n)$ S-, P-, and R-nodes. Also, the total number of vertices of the skeletons stored at the nodes of \mathcal{T} is $O(n)$. Finally, SPQR-trees can be constructed and handled efficiently. Namely, given a biconnected planar graph G , the SPQR-tree \mathcal{T} of G can be computed in linear time [11, 12, 22].

3 Drawings of Clustered Graphs with Crossings

The following three sections deal with $\langle \alpha, 0, 0 \rangle$ -, $\langle 0, \beta, 0 \rangle$ - and $\langle 0, 0, \gamma \rangle$ -drawings, respectively.

3.1 Drawings with Edge-Edge Crossings

In this section we show a simple algorithm to construct an $\langle \alpha, 0, 0 \rangle$ -drawing of any clustered graph. The number of edge-edge crossings in the drawing constructed by the algorithm is asymptotically optimal in the worst case, as proved in Section 4.

Theorem 1. *Let $C(G, T)$ be a clustered graph. There exists an algorithm to compute an $\langle \alpha, 0, 0 \rangle$ -drawing of $C(G, T)$ with $\alpha \in O(n^2)$.*

PROOF. Let $\sigma = v_1, \dots, v_n$ be an ordering of the vertices of G such that vertices of the same cluster are consecutive in σ . A drawing of G can be constructed as follows. Place the vertices of G along a convex curve in the order they appear in σ . Draw the edges of G as straight-line segments. Since vertices belonging to the same cluster are consecutive in σ , drawing each cluster as the convex hull of the points assigned to its vertices yields a drawing without region-region and edge-region crossings (see Fig. 5). Further, since G has $O(n)$ edges, and since edges are drawn as straight-line segments, such a construction produces $O(n^2)$ edge-edge crossings. \square

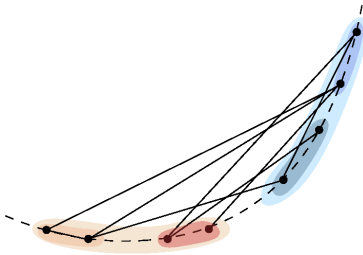


Figure 5: Illustration for Theorem 1.

Observe that, using the same construction used in the proof of Theorem 1, it can be proved that every clustered graph (even if its underlying graph is not planar) admits an $\langle \alpha, 0, 0 \rangle$ -drawing with $\alpha \in O(n^4)$.

3.2 Drawings with Edge-Region Crossings

In this section we show two algorithms for constructing a $\langle 0, \beta, 0 \rangle$ -drawing of any clustered graph $C(G, T)$. The number of edge-region crossings in the drawings constructed by the algorithms are asymptotically optimal in the worst case if $C(G, T)$ is c-connected or if it is flat, as proved in Section 4. If $C(G, T)$ is a

general clustered graph, then the number of edge-region crossings in the produced drawings is a linear factor apart from the lower bound presented in Section 4.

The two algorithms handle the case in which $C(G, T)$ is not c -connected (Theorem 2) and in which $C(G, T)$ is c -connected (Theorem 3), respectively. Both such algorithms have three steps:

- In the first step, a spanning tree \mathcal{T} of the vertices of G is constructed in such a way that, for each cluster $\mu \in T$, the subgraph of \mathcal{T} induced by the vertices of μ is connected. The two algorithms construct \mathcal{T} in two different ways;
- In the second step, a simultaneous embedding of G and \mathcal{T} is computed. A *simultaneous embedding* of two graphs $G_1(V, E_1)$ and $G_2(V, E_2)$, on the same set V of vertices, is a drawing of $G(V, E_1 \cup E_2)$ such that a crossing might occur only between an edge of E_1 and an edge of E_2 [3];
- In the third step, a $\langle 0, \beta, 0 \rangle$ -drawing of $C(G, T)$ is constructed by drawing each cluster μ as a region $R(\mu)$ slightly surrounding the edges of $\mathcal{T}(\mu)$ and the regions $R(\mu_1), \dots, R(\mu_k)$ representing the children μ_1, \dots, μ_k of μ .

In the case in which $C(G, T)$ is not c -connected, we get the following:

Theorem 2. *Let $C(G, T)$ be a clustered graph. Then, there exists an algorithm to compute a $\langle 0, \beta, 0 \rangle$ -drawing of $C(G, T)$ with $\beta \in O(n^3)$. If $C(G, T)$ is flat, then $\beta \in O(n^2)$.*

PROOF. In the first step, tree \mathcal{T} is constructed by means of a bottom-up traversal of T . Whenever a node $\mu \in T$ is considered, a spanning tree $\mathcal{T}(\mu)$ of μ is constructed as follows. Denote by μ_1, \dots, μ_k the children of μ in T (observe that, for each $1 \leq i \leq k$, μ_i is either a cluster or a vertex). Assume that spanning trees $\mathcal{T}(\mu_1), \dots, \mathcal{T}(\mu_k)$ of μ_1, \dots, μ_k have been already computed. The spanning tree $\mathcal{T}(\mu)$ of μ is constructed by connecting a vertex of μ_1 to a vertex of each of $\mathcal{T}(\mu_2), \dots, \mathcal{T}(\mu_k)$. Tree \mathcal{T} coincides with $\mathcal{T}(\rho)$, where ρ is the root of T . Observe that some of the edges of \mathcal{T} might not belong to G .

In the second step, we apply the algorithm by Kammer [26] (see also [13]) to construct a simultaneous embedding of G and \mathcal{T} in which each edge has at most two bends, which implies that each pair of edges $\langle e_1 \in G, e_2 \in \mathcal{T} \rangle$ crosses a constant number of times.

In the third step, each cluster μ is drawn as a region $R(\mu)$ slightly surrounding the edges of $\mathcal{T}(\mu)$ and the regions $R(\mu_1), \dots, R(\mu_k)$ representing the children μ_1, \dots, μ_k of μ . Hence, each crossing between an edge $e_1 \in G$ and an edge $e_2 \in \mathcal{T}$ determines two intersections (hence one edge-region crossing) between e_1 and the boundary of each cluster ν such that $e_2 \in \mathcal{T}(\nu)$. Since for each edge $e_2 \in \mathcal{T}$ there exist $O(n)$ clusters ν such that $e_2 \in \mathcal{T}(\nu)$ and since there exist $O(n^2)$ pairs of edges $\langle e_1 \in G, e_2 \in \mathcal{T} \rangle$, the total number of edge-region crossings is $O(n^3)$.

If $C(G, T)$ is flat, then for each edge $e_2 \in \mathcal{T}$ there exists at most one cluster ν different from the root such that $e_2 \in \mathcal{T}(\nu)$, and hence the total number of edge-region crossings is $O(n^2)$. \square

If $C(G, T)$ is c -connected, we can improve the bounds of Theorem 2 as follows:

Theorem 3. *Let $C(G, T)$ be a c -connected clustered graph. Then, there exists an algorithm to compute a $\langle 0, \beta, 0 \rangle$ -drawing of $C(G, T)$ with $\beta \in O(n^2)$. If $C(G, T)$ is flat, $\beta \in O(n)$.*

PROOF. In the first step, tree \mathcal{T} is constructed by means of a bottom-up traversal of T . When a node $\mu \in T$ is considered, a spanning tree $\mathcal{T}(\mu)$ of μ is constructed as follows. Denote by μ_1, \dots, μ_k the children of μ in T (note that, for each $1 \leq i \leq k$, μ_i is either a cluster or a vertex). Assume that spanning trees $\mathcal{T}(\mu_1), \dots, \mathcal{T}(\mu_k)$ of μ_1, \dots, μ_k have been already computed so that $\mathcal{T}(\mu_i)$ is a subgraph of $G(\mu_i)$, for $i = 1, \dots, k$. Tree $\mathcal{T}(\mu)$ contains all the edges in $\mathcal{T}(\mu_1), \dots, \mathcal{T}(\mu_k)$ plus a minimal set of edges of $G(\mu)$ connecting $\mathcal{T}(\mu_1), \dots, \mathcal{T}(\mu_k)$. The latter set of edges always exists since $G(\mu)$ is connected. Tree \mathcal{T} coincides with $\mathcal{T}(\rho)$, where ρ is the root of T . Observe that, in contrast with the construction in the proof of Theorem 2, all the edges of \mathcal{T} belong to G .

In the second step, since each edge of \mathcal{T} is also an edge of G , any planar drawing of G determines a simultaneous embedding of G and \mathcal{T} in which no edge of G properly crosses an edge of \mathcal{T} . Hence, the only

edge-region crossings that may occur are those between any edge of G not in \mathcal{T} whose endvertices belong to the same cluster μ and the boundary of $R(\mu)$.

In the third step, clusters are drawn in the same way as in the proof of Theorem 2. Since there exist $O(n)$ edges not belonging to \mathcal{T} and since for each edge $e \notin \mathcal{T}$ there exist $O(n)$ clusters ν such that both the endvertices of e belong to ν , it follows that the total number of edge-region crossings is $O(n^2)$.

If $C(G, T)$ is flat, then for each edge $e \notin \mathcal{T}$ there exists at most one cluster ν different from the root such that both the endvertices of e belong to ν , and hence the total number of edge-region crossings is $O(n)$. \square

3.3 Drawings with Cluster-Cluster Crossings

In this section we study $\langle 0, 0, \gamma \rangle$ -drawings of clustered graphs. First, we prove that there are clustered graphs that do not admit $\langle 0, 0, \gamma \rangle$ -drawings. Second, we provide a polynomial-time algorithm to test if a clustered graph $C(G, T)$ with G biconnected admits a $\langle 0, 0, \gamma \rangle$ -drawing and to compute one if it exists. Third, we show an algorithm that constructs a $\langle 0, 0, \gamma \rangle$ -drawing Γ with a worst-case asymptotically-optimal number of crossings of any clustered graph $C(G, T)$ that admits such a drawing (the input of the algorithm is any $\langle 0, 0, \gamma \rangle$ -drawing Γ' of $C(G, T)$).

To show that there exist clustered graphs not admitting any $\langle 0, 0, \gamma \rangle$ -drawing, we give two examples. Let $C(G, T)$ be a clustered graph such that G is triconnected and has a cycle of vertices belonging to a cluster μ separating two vertices not in μ . Note that, even in the presence of rr -crossings, one of the two vertices not in μ is enclosed by $R(\mu)$ in any $\langle 0, 0, \gamma \rangle$ -drawing of $C(G, T)$. The above example exploits the triconnectivity of the underlying graph. Next we show that even clustered graphs with series-parallel underlying graph may not admit any $\langle 0, 0, \gamma \rangle$ -drawing. Namely, let $C(G, T)$ be a clustered graph, depicted in Fig. 6, such that G has eight vertices and is composed of parallel paths p_1, p_2, p_3 , and p_4 . Tree T is such that cluster μ_1 contains a vertex of p_1 and a vertex of p_2 ; cluster μ_2 contains a vertex of p_2 and a vertex of p_3 ; cluster μ_3 contains a vertex of p_2 and a vertex of p_4 . Note that, in any $\langle 0, 0, \gamma \rangle$ -drawing of $C(G, T)$, path p_2 should be adjacent to all the other paths in the order around the poles, and this is not possible.

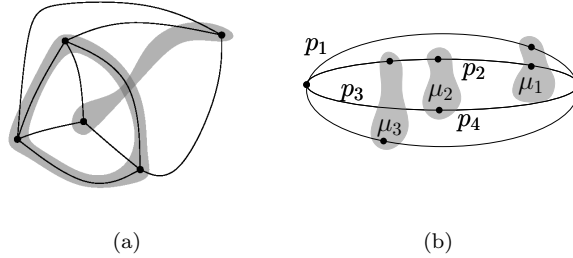


Figure 6: Two clustered graphs not admitting any $\langle 0, 0, \gamma \rangle$ -drawing. The underlying graph of (a) is a triconnected planar graph, while the underlying graph of (b) is a series-parallel graph.

Since some clustered graphs do not admit any $\langle 0, 0, \gamma \rangle$ -drawing, we study the complexity of testing whether a clustered graph $C(G, T)$ admits one. In order to do that, we first give a characterization of the planar embeddings of G that allow for the realization of a $\langle 0, 0, \gamma \rangle$ -drawing of $C(G, T)$. Namely, let $C(G, T)$ be a clustered graph and let Γ be a planar embedding of G . For each cluster $\mu \in T$ consider an auxiliary graph $H(\mu)$ with the same vertices as $G(\mu)$ and such that there is an edge between two vertices of $H(\mu)$ if and only if the corresponding vertices of G are incident to the same face in Γ .

Lemma 1. *Let $C(G, T)$ be a clustered graph and let Γ be a planar embedding of G . Then, $C(G, T)$ admits a $\langle 0, 0, \gamma \rangle$ -drawing preserving Γ if and only if, for each cluster $\mu \in T$: (i) graph $H(\mu)$ is connected and (ii) there exists no cycle of G whose vertices belong to μ and whose interior contains in Γ a vertex not belonging to μ .*

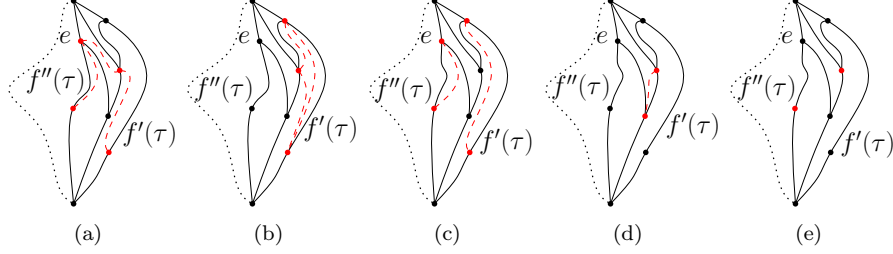


Figure 7: Examples of embeddings of $\Gamma(\text{pert}(\tau))$: (a) μ -traversable; (b) μ -sided; (c) μ -bisided; (d) μ -kernelized; (e) μ -unfeasible. Dashed red edges belong to $H(\tau, \mu)$.

PROOF. We prove the necessity of the conditions. Suppose that $H(\mu)$ is not connected. Then, in any drawing of the region $R(\mu)$ representing μ , the boundary of $R(\mu)$ intersects (at least) one of the edges of a cycle separating distinct connected components of $H(\mu)$. Suppose that a cycle \mathcal{C} exists in Γ whose vertices belong to μ and whose interior contains in Γ a vertex not belonging to μ . Then, in any drawing of $R(\mu)$ as a simple closed region containing all and only the vertices in μ , the border of $R(\mu)$ intersects (at least) one edge of \mathcal{C} .

Conversely, suppose that Conditions (i) and (ii) hold. Consider any subgraph $H'(\mu)$ of $H(\mu)$ such that: (a) $G(\mu) \subseteq H'(\mu)$; (b) $H'(\mu)$ is connected; and (c) for every cycle \mathcal{C} in $H'(\mu)$, if any, all the edges of \mathcal{C} belong to G . Observe that the fact that $H(\mu)$ satisfies conditions (i) and (ii) implies the existence of a graph $H'(\mu)$ satisfying (a), (b), and (c). Draw each edge of $H'(\mu)$ not in G inside the corresponding face. Represent μ as a region slightly surrounding the (possibly non-simple) cycle delimiting the outer face of $H'(\mu)$. Denote by Γ'_C the resulting drawing and denote by Γ_C the drawing of $C(G, T)$ obtained from Γ'_C by removing the edges not in G . We have that Γ_C contains no ee -crossing, since Γ is a planar embedding. Also, it contains no er -crossing, since the only edges crossing clusters in Γ'_C are those belonging to $H'(\mu)$ and not belonging to $G(\mu)$. \square

Then, based on such a characterization, we provide an algorithm that, given a clustered graph $C(G, T)$ such that G is biconnected, tests whether G admits a planar embedding allowing for a $\langle 0, 0, \gamma \rangle$ -drawing of $C(G, T)$. We start by giving some definitions. Let $C(G, T)$ be a clustered graph such that G is biconnected and consider the SPQR-tree \mathcal{T} of G rooted at any Q-node ρ . Consider a node $\tau \in \mathcal{T}$, its pertinent graph $\text{pert}(\tau)$ (augmented with an edge e between the poles of τ , representing the parent of τ), and a planar embedding $\Gamma(\text{pert}(\tau))$ with e on the outer face. Let $f'(\tau)$ and $f''(\tau)$ be the two faces that are incident to e . For each cluster $\mu \in T$, we define an auxiliary graph $H(\tau, \mu)$ as the graph containing all the vertices of $\text{pert}(\tau)$ that belong to μ and such that two vertices of $H(\tau, \mu)$ are connected by an edge if and only if they are incident to the same face in $\Gamma(\text{pert}(\tau))$. Observe that $H(\rho, \mu)$ coincides with the above defined auxiliary graph $H(\mu)$. Also, observe that no two connected components of $H(\tau, \mu)$ exist both containing a vertex incident to $f'(\tau)$ or both containing a vertex incident to $f''(\tau)$.

Next we introduce some classifications of the nodes of \mathcal{T} and of the embeddings of their pertinent graphs that will be used to find an embedding of G such that Conditions (i) and (ii) of Lemma 1 are satisfied for each cluster μ .

In order to pursue the connectivity of $H(\mu)$ (Condition (i) of Lemma 1), for each node $\tau \in \mathcal{T}$ and for each cluster $\mu \in T$, we say that $\Gamma(\text{pert}(\tau))$ is:

μ -traversable: if $H(\tau, \mu)$ is connected and contains at least one vertex incident to $f'(\tau)$ and one vertex incident to $f''(\tau)$ (see Fig. 7(a)).

μ -sided: if $H(\tau, \mu)$ is connected and contains at least one vertex incident to $f'(\tau)$ and no vertex incident to $f''(\tau)$, or vice versa (see Fig. 7(b)).

μ -bisided: if $H(\tau, \mu)$ consists of two connected components, one containing a vertex of $f'(\tau)$ and no vertex of $f''(\tau)$, and the other one containing a vertex of $f''(\tau)$ and no vertex of $f'(\tau)$ (see Fig. 7(c)).

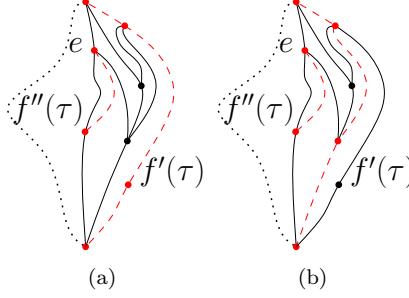


Figure 8: A μ -side-spined (a) and a μ -central-spined (b) embedding of $\text{pert}(\tau)$ for some $\tau \in \mathcal{T}$ and $\mu \in T$

μ -kernelized: if $H(\tau, \mu)$ is connected and contains neither a vertex incident to $f'(\tau)$ nor a vertex incident to $f''(\tau)$ (see Fig. 7(d)).

μ -unfeasible: if $H(\tau, \mu)$ has at least two connected components of which one has no vertex incident to $f'(\tau)$ or $f''(\tau)$ (see Fig. 7(e)).

Note that, if τ contains at least one vertex of μ , then $\Gamma(\text{pert}(\tau))$ is exactly one of the types of embedding defined above. Also note that, if $\text{pert}(\tau)$ admits a μ -traversable embedding $\Gamma(\text{pert}(\tau))$, then every embedding of $\text{pert}(\tau)$ such that $H(\tau, \mu)$ is connected (and such that e is incident to the outer face) is μ -traversable. In such a case, we also say that τ (and the virtual edge representing τ in the skeleton of its parent) is μ -traversable. Finally note that, if a pole of τ belongs to μ , then τ is μ -traversable.

Further, we introduce some definition used to deal with Condition (ii) of Lemma 1. Namely, for each node $\tau \in \mathcal{T}$ and for each cluster $\mu \in T$, we say that τ (and the virtual edge representing τ in the skeleton of its parent) is:

μ -touched: if there exists a vertex in $\text{pert}(\tau) \setminus \{u, v\}$ that belongs to μ .

μ -full: if all the vertices in $\text{pert}(\tau)$ belong to μ .

μ -spined: if there exists in $\text{pert}(\tau)$ a path P between the poles of τ that contains only vertices of μ . Observe that, if τ is μ -spined and $\text{pert}(\tau)$ is not a single edge, then τ is μ -touched.

Given a μ -spined node τ , an embedding $\Gamma(\text{pert}(\tau))$ is **μ -side-spined** if at least one of the two paths connecting the poles of τ and delimiting the outer face of $\Gamma(\text{pert}(\tau))$ has only vertices in μ . Otherwise, it is **μ -central-spined**.

Observe that, if τ is μ -spined, then it is also μ -traversable, since its poles belong to μ .

For an embedding $\Gamma(\text{sk}(\tau))$ of $\text{sk}(\tau)$, we define an auxiliary graph $G'(\tau, \mu)$ as follows. Graph $G'(\tau, \mu)$ has one vertex v_f for each face f of $\Gamma(\text{sk}(\tau))$ containing a μ -traversable virtual edge on its boundary; two vertices of $G'(\tau, \mu)$ are connected by an edge if they share a μ -traversable virtual edge.

We say that an embedding $\Gamma(\text{sk}(\tau))$ of $\text{sk}(\tau)$ is *extensible* if the following condition holds: If $C(G, T)$ admits a $\langle 0, 0, \gamma \rangle$ -drawing then it admits one in which the embedding of $\text{sk}(\tau)$ is $\Gamma(\text{sk}(\tau))$. The same definition applies to an *extensible* embedding $\Gamma(\text{pert}(\tau))$ of $\text{pert}(\mu)$.

Lemma 2. *Let $C(G, T)$ be a clustered graph, with G biconnected, that admits a $\langle 0, 0, \gamma \rangle$ -drawing. Let τ be a node in the SPQR-tree \mathcal{T} of G . Then, an embedding $\Gamma(\text{sk}(\tau))$ is extensible if and only if the following properties hold. For each cluster $\mu \in T$: (i) There exists no cycle in $\Gamma(\text{sk}(\tau))$ composed of μ -spined virtual edges e_1, \dots, e_h containing in its interior a virtual edge that is not μ -full; (ii) $G'(\tau, \mu)$ is connected; and (iii) if $G'(\tau, \mu)$ contains at least one vertex, then each virtual edge of $\text{sk}(\tau)$ which is μ -touched and not μ -traversable shares a face with a μ -traversable virtual edge in $\Gamma(\text{sk}(\tau))$. Otherwise (that is, if $G'(\tau, \mu)$ contains no vertex), all the μ -touched virtual edges are incident to the same face of $\Gamma(\text{sk}(\tau))$.*

PROOF. Suppose that an embedding $\Gamma(sk(\tau))$ of $sk(\tau)$ is extensible. That is, $C(G, T)$ admits a $\langle 0, 0, \gamma \rangle$ -drawing in which the embedding of $sk(\tau)$ is $\Gamma(sk(\tau))$. We prove that Properties (i), (ii), and (iii) are satisfied.

- *Property (i)*. No cycle (e_1, \dots, e_h) in $\Gamma(sk(\tau))$ such that virtual edges e_1, \dots, e_h are μ -spined contains in its interior a virtual edge that is not μ -full, as otherwise in any drawing Γ of $C(G, T)$ in which the embedding of $sk(\tau)$ is $\Gamma(sk(\tau))$ there would exist a cycle whose vertices all belong to μ enclosing a vertex not belonging to μ , thus implying that $R(\mu)$ is not simple or that Γ contains an edge-region crossing.
- *Property (ii)*. We have that $G'(\tau, \mu)$ is connected, as otherwise in any drawing Γ of $C(G, T)$ in which the embedding of $sk(\tau)$ is $\Gamma(sk(\tau))$ there would exist a cycle \mathcal{C} such that none of the vertices of \mathcal{C} belongs to μ and such that \mathcal{C} separates vertices belonging to μ , thus implying that $R(\mu)$ is not simple or that Γ contains an edge-region crossing.
- *Property (iii)*. We distinguish the case in which $G'(\tau, \mu)$ contains at least one vertex and the case in which $G'(\tau, \mu)$ contains no vertex.
 - Suppose that $G'(\tau, \mu)$ contains at least one vertex. Refer to Fig. 9(a). Then, we prove that each virtual edge e of $sk(\tau)$ which is μ -touched and not μ -traversable shares a face with a μ -traversable virtual edge in $\Gamma(sk(\tau))$. For a contradiction, suppose it doesn't. Consider the two faces f_e^1 and f_e^2 of $\Gamma(sk(\tau))$ incident to e and consider the cycle \mathcal{C}_s of virtual edges composed of the edges delimiting f_e^1 and f_e^2 , except for e . Since none of the edges of \mathcal{C}_s is μ -traversable, we have that $pert(\mathcal{C}_s)$ (that is the graph obtained as the union of the pertinent graphs of the virtual edges of \mathcal{C}_s) contains a cycle \mathcal{C} such that none of the vertices of \mathcal{C} belongs to μ and such that \mathcal{C} passes through all the vertices of \mathcal{C}_s . Observe that \mathcal{C} contains vertices of μ in its interior (namely vertices of μ in $pert(e)$) and vertices of μ in its exterior (namely vertices of μ in the pertinent graph of a virtual edge e' of $sk(\tau)$ which is μ -traversable; such an edge e' exists since $G'(\tau, \mu)$ contains at least one vertex). Hence, in any drawing Γ of $C(G, T)$ in which the embedding of $sk(\tau)$ is $\Gamma(sk(\tau))$, there exists a cycle \mathcal{C} such that none of the vertices of \mathcal{C} belongs to μ and such that \mathcal{C} separates vertices belonging to μ , thus implying that $R(\mu)$ is not simple or that Γ contains an edge-region crossing.
 - Suppose that $G'(\tau, \mu)$ contains no vertex. Refer to Fig. 9(b). We prove that all the μ -touched virtual edges are incident to the same face of $\Gamma(sk(\tau))$. For a contradiction, suppose they are not. Consider the two faces f_e^1 and f_e^2 of $\Gamma(sk(\tau))$ incident to any μ -touched virtual edge e and delimited by cycles \mathcal{C}_s^1 and \mathcal{C}_s^2 , respectively. Then, in any drawing Γ of $C(G, T)$ in which the embedding of $sk(\tau)$ is $\Gamma(sk(\tau))$, there exists a cycle \mathcal{C} such that none of the vertices of \mathcal{C} belongs to μ , such that all the vertices of \mathcal{C} belong either entirely to $pert(\mathcal{C}_s^1)$ or entirely to $pert(\mathcal{C}_s^2)$, say to $pert(\mathcal{C}_s^1)$, and such that \mathcal{C} contains vertices of μ in its interior (namely vertices of μ in $pert(e)$) and vertices of μ in its exterior (namely vertices of μ in the pertinent graph of a virtual edge e' of $sk(\tau)$ which is not incident to f_e^1 ; such an edge e' exists since not all the μ -touched virtual edges are incident to the same face of $\Gamma(sk(\tau))$). This implies that $R(\mu)$ is not simple or that Γ contains an edge-region crossing.

Next, suppose that Properties (i), (ii), and (iii) hold for an embedding $\Gamma(sk(\tau))$ of $sk(\tau)$. We prove that $\Gamma(sk(\tau))$ is extensible.

Let Γ' be any $\langle 0, 0, \gamma \rangle$ -drawing of $C(G, T)$ (clustered graph $C(G, T)$ admits a $\langle 0, 0, \gamma \rangle$ -drawing by hypothesis). Let $\Gamma'(sk(\tau))$ be the embedding of $sk(\tau)$ in Γ' . If $\Gamma'(sk(\tau))$ coincides with $\Gamma(sk(\tau))$, then there is nothing to prove. Otherwise, assume that the two embeddings of $sk(\tau)$ do not coincide. Observe that this implies that τ is not an S-node, as the skeleton of an S-node is a cycle, which has a unique embedding.

Suppose that τ is an R-node. Then, since $sk(\tau)$ has exactly two embeddings, which are one the flip of the other, $\Gamma(sk(\tau))$ is the flip of $\Gamma'(sk(\tau))$. Consider the drawing Γ of $C(G, T)$ obtained by flipping Γ' around the poles of the root ρ of \mathcal{T} . Observe that Γ is a $\langle 0, 0, \gamma \rangle$ -drawing since Γ' is. Moreover, the embedding of

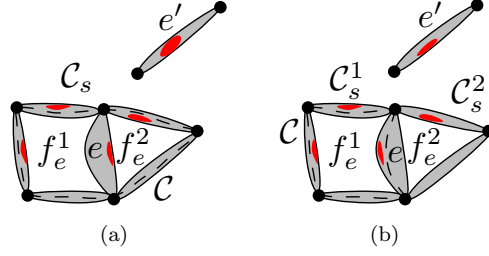


Figure 9: Proof that Property (iii) is satisfied when $C(G, T)$ admits a $\langle 0, 0, \gamma \rangle$ -drawing in which the embedding of $sk(\tau)$ is $\Gamma(sk(\tau))$. (a) $G'(\tau, \mu)$ contains at least one vertex and (b) $G'(\tau, \mu)$ contains no vertex. In both figures, cycle C is represented by a dashed curve.

$sk(\tau)$ in Γ is the flip of the embedding $\Gamma'(sk(\tau))$ of $sk(\tau)$ in Γ' , hence it coincides with $\Gamma(sk(\tau))$. Thus a $\langle 0, 0, \gamma \rangle$ -drawing Γ of $C(G, T)$ in which the embedding of $sk(\tau)$ is $\Gamma(sk(\tau))$ exists.

Next, suppose that τ is a P-node. We show how to construct a $\langle 0, 0, \gamma \rangle$ -drawing Γ such that the embedding of $sk(\tau)$ is $\Gamma(sk(\tau))$. For every neighbor τ' of τ in \mathcal{T} (including its parent), denote by $\Gamma^1(pert(\tau'))$ the embedding of $pert(\tau')$ in Γ' . Moreover, denote by $\Gamma^2(pert(\tau'))$ the embedding of $pert(\tau')$ obtained by flipping $\Gamma^1(pert(\tau'))$ around the poles of τ . Drawing Γ is such that, for every neighbor τ' of τ in \mathcal{T} , the embedding of $pert(\tau')$ is either $\Gamma^1(pert(\tau'))$ or $\Gamma^2(pert(\tau'))$. Observe that, fixing the embedding of $sk(\tau)$ to be $\Gamma(sk(\tau))$ and fixing the embedding of $pert(\tau')$ to be either $\Gamma^1(pert(\tau'))$ or $\Gamma^2(pert(\tau'))$, completely determines Γ . We show how to choose the embedding of $pert(\tau')$ in order to satisfy Conditions (i) and (ii) of Lemma 1.

Satisfying Condition (i) of Lemma 1. Consider any neighbor τ' of τ in \mathcal{T} which is μ -sided, for some cluster $\mu \in T$. Also, consider the neighbors τ'' and τ''' of τ in \mathcal{T} following and preceding τ' in the circular order of the neighbors of τ determined by $\Gamma(sk(\tau))$, respectively. W.l.o.g. assume that if the embedding of $pert(\tau')$ is $\Gamma^1(pert(\tau'))$, then a vertex in $pert(\tau')$ and in μ is incident to the face of $\Gamma(sk(\tau))$ to which τ'' is incident; and if the embedding of $pert(\tau')$ is $\Gamma^2(pert(\tau'))$, then a vertex in $pert(\tau')$ and in μ is incident to the face of $\Gamma(sk(\tau))$ to which τ''' is incident. If τ'' is μ -traversable and τ''' is not (if τ''' is μ -traversable and τ'' is not), then choose the embedding of $pert(\tau')$ to be $\Gamma^1(pert(\tau'))$ (resp. $\Gamma^2(pert(\tau'))$), see Fig. reffig:cond1-a. If none of τ'' and τ''' is μ -traversable and if τ'' is μ -sided (if τ''' is μ -sided), then choose the embedding of $pert(\tau')$ to be $\Gamma^1(pert(\tau'))$ (resp. $\Gamma^2(pert(\tau'))$), see Fig. 10(b).

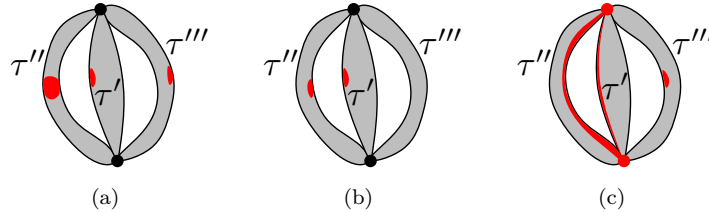


Figure 10: Choosing the embedding of $pert(\tau')$ in order to satisfy Conditions (i) and (ii) of Lemma 1 when τ is a P-node. (a) If τ'' is μ -traversable and τ''' is not, then the embedding of $pert(\tau')$ is $\Gamma^1(pert(\tau'))$; (b) If none of τ'' and τ''' is μ -traversable and if τ'' is μ -sided, then the embedding of $pert(\tau')$ is $\Gamma^1(pert(\tau'))$; (c) If τ'' is μ -spined, then the embedding of $pert(\tau')$ is $\Gamma^1(pert(\tau'))$.

Satisfying Condition (ii) of Lemma 1. Consider any neighbor τ' of τ in \mathcal{T} which is μ -side-spined and not μ -full, for some cluster $\mu \in T$. Also, consider the neighbors τ'' and τ''' of τ in \mathcal{T} following and preceding τ' in the circular order of the neighbors of τ determined by $\Gamma(sk(\tau))$, respectively. W.l.o.g. assume that if the embedding of $pert(\tau')$ is $\Gamma^1(pert(\tau'))$, then the path $P(\mu)$ delimiting the outer face of $\Gamma^1(pert(\tau'))$ and composed only of vertices in μ is incident to the face of $\Gamma(sk(\tau))$ to which τ'' is incident; and if the

embedding of $\text{pert}(\tau')$ is $\Gamma^2(\text{pert}(\tau'))$, then $P(\mu)$ is incident to the face of $\Gamma(\text{sk}(\tau))$ to which τ''' is incident. If τ'' is μ -spined (resp. if τ''' is μ -spined), then choose the embedding of $\text{pert}(\tau')$ to be $\Gamma^1(\text{pert}(\tau'))$ (resp. $\Gamma^2(\text{pert}(\tau'))$), see Fig. 10(c).

Finally, if the embedding of $\text{pert}(\tau')$, for some neighbor τ' of τ , has not been determined by the previous choices over all clusters $\mu \in T$, then arbitrarily set it to be $\Gamma^1(\text{pert}(\tau'))$ or $\Gamma^2(\text{pert}(\tau'))$.

We prove that the drawing Γ resulting from the above described algorithm is a $\langle 0, 0, \gamma \rangle$ -drawing. Denote by Γ_G and Γ'_G the embeddings of G as in Γ and as in Γ' , respectively.

First, we prove that the described algorithm does not determine two different embedding choices for $\text{pert}(\tau')$. Such a proof distinguishes several cases.

Case 1: Suppose that the embedding of $\text{pert}(\tau')$ has been determined to be $\Gamma^1(\text{pert}(\tau'))$ because τ' is μ -sided, because τ'' is μ -traversable (or μ -sided), and because τ''' is not μ -traversable, for some cluster $\mu \in T$.

Case 1A: Suppose that the embedding of $\text{pert}(\tau')$ has been also determined to be $\Gamma^2(\text{pert}(\tau'))$ because τ' is ν -sided, because τ''' is ν -traversable (or ν -sided), and because τ'' is not ν -traversable, for some cluster $\nu \in T$ with $\nu \neq \mu$. Then, we have that Condition (i) of Lemma 1 is not satisfied by Γ'_G , a contradiction. Namely, one of the two paths between the poles of τ' delimiting the outer face of $\Gamma^1(\text{pert}(\tau'))$, say $P(\mu, \nu)$, contains vertices in μ and in ν , while the other path does not. Hence, if Γ'_G is such that τ'' is found before τ''' when traversing the neighbors of τ in \mathcal{T} starting from τ' in the direction “defined by $P(\mu, \nu)$ ”, then $H(\nu)$ is not connected, given that τ' and τ'' are not ν -traversable. Otherwise $H(\mu)$ is not connected, given that τ' and τ''' are not μ -traversable.

Case 1B: Suppose that the embedding of $\text{pert}(\tau')$ has been also determined to be $\Gamma^2(\text{pert}(\tau'))$ because τ' is ν -side-spined and not ν -full, and because τ''' is ν -spined and τ'' is not, for some cluster $\nu \in T$ with $\nu \neq \mu$. Then one of the two paths between the poles of τ' delimiting the outer face of $\Gamma^1(\text{pert}(\tau'))$, say $P(\nu)$, entirely belongs to ν and the same path also contains a vertex in μ . This gives rise to a contradiction if μ is not a descendant of ν in T . Hence, assume that μ is a descendant of ν in T . If Γ'_G is such that τ''' is found before τ'' when traversing the neighbors of τ in \mathcal{T} starting from τ' in the direction “defined by $P(\nu)$ ”, then $H(\mu)$ is not connected, given that τ' and τ''' are not μ -traversable. Otherwise there exists a cycle in Γ'_G whose vertices belong to ν and whose interior contains in Γ'_G a vertex not belonging to ν , thus implying that Condition (ii) of Lemma 1 is not satisfied by Γ'_G . Namely, such a cycle is composed of $P(\nu)$ and of any path belonging to ν in $\text{pert}(\tau''')$; the vertex not in ν in the interior of this cycle is either a vertex in $\text{pert}(\tau')$ not in ν (which exists since τ' is not ν -full), or a vertex in $\text{pert}(\tau'')$ not in ν (which exists since τ'' is not ν -spined and hence not ν -full), depending on the “position” of the outer face in Γ'_G .

Case 2: Suppose that the embedding of $\text{pert}(\tau')$ has been determined to be $\Gamma^1(\text{pert}(\tau'))$ because τ' is μ -side-spined and not μ -full, and because τ'' is μ -spined and τ''' is not, for some cluster $\mu \in T$.

Case 2A: Suppose that the embedding of $\text{pert}(\tau')$ has been also determined to be $\Gamma^2(\text{pert}(\tau'))$ because τ' is ν -sided, because τ''' is ν -traversable (or ν -sided), and because τ'' is not ν -traversable, for some cluster $\nu \in T$ with $\nu \neq \mu$. Such a case can be discussed analogously to Case 1B.

Case 2B: Suppose that the embedding of $\text{pert}(\tau')$ has been also determined to be $\Gamma^2(\text{pert}(\tau'))$ because τ' is ν -side-spined and not ν -full, and because τ''' is ν -spined and τ'' is not, for some cluster $\nu \in T$ with $\nu \neq \mu$. Observe that, since μ and ν share vertices, one of them is the ancestor of the other one. Assume, w.l.o.g., that μ is an ancestor of ν . Since τ''' is ν -spined, it is also μ -spined, a contradiction.

Second, we prove that Conditions (i) and (ii) of Lemma 1 are satisfied by Γ_G .

Condition (i): Consider any cluster μ . We denote by $H(\mu, \Gamma)$ the graph $H(\mu)$ obtained from Γ as described before Lemma 1. Also, we denote by $H(\mu, \Gamma')$ the graph $H(\mu)$ obtained from Γ' , as described before Lemma 1. Observe that, by Lemma 1, $H(\mu, \Gamma')$ is connected since Γ' is a $\langle 0, 0, \gamma \rangle$ -drawing. We prove that $H(\mu, \Gamma)$ is connected. Suppose, for a contradiction, that it is not.

For any neighbor τ' of τ in \mathcal{T} , we can assume that $\Gamma^1(\text{pert}(\tau'))$ is neither μ -unfeasible, nor μ -kernelized, nor μ -bisided. Namely:

- If $\Gamma^1(\text{pert}(\tau'))$ is μ -unfeasible, we would have that $H(\mu, \Gamma')$ is not connected, given that the embedding of $\text{pert}(\tau')$ in Γ'_G is the same as in Γ_G , up to a flip, thus leading to a contradiction.

- If $\Gamma^1(\text{pert}(\tau'))$ is μ -kernelized, then either we would have that there exists a neighbor of τ in \mathcal{T} different from τ' containing a vertex in μ , thus implying that $H(\mu, \Gamma')$ is not connected, given that the embedding of $\text{pert}(\tau')$ in Γ'_G is the same as in Γ_G , up to a flip, or we would have that there exists no neighbor of τ in \mathcal{T} different from τ' containing a vertex in μ , thus implying that $H(\mu, \Gamma)$ is connected; in both cases this leads to a contradiction.
- If $\Gamma^1(\text{pert}(\tau'))$ is μ -bisided, then, in order for $H(\mu, \Gamma')$ to be connected, all the neighbors of τ in \mathcal{T} different from τ' are μ -traversable, hence $H(\mu, \Gamma')$ would also be connected, given that the embedding of $\text{pert}(\sigma)$ in Γ'_G is the same as in Γ_G , up to a flip, for each neighbor σ of τ in \mathcal{T} , thus leading to a contradiction.

Hence, we can assume that each neighbor τ' of τ in \mathcal{T} is either μ -sided, or μ -traversable, or it contains no vertex of μ . Consider a maximal sequence $\tau_1, \tau_2, \dots, \tau_k$ of neighbors of τ in \mathcal{T} , ordered as in $\Gamma(\text{sk}(\tau))$, such that τ_i contains a vertex in μ . We distinguish two cases.

- If there exists no neighbor of τ in \mathcal{T} which is μ -traversable, then, by Property (iii) of $\Gamma(\text{sk}(\tau))$, there exist at most two neighbors τ_1 and τ_2 of τ in \mathcal{T} which are μ -sided, and moreover they are adjacent in $\Gamma(\text{sk}(\tau))$. By construction, the embedding of $\text{pert}(\tau_1)$ is chosen to be $\Gamma^1(\text{pert}(\tau_1))$ or $\Gamma^2(\text{pert}(\tau_1))$ so that a vertex in $\text{pert}(\tau_1)$ and in μ is incident to the face of $\Gamma(\text{sk}(\tau))$ to which τ_2 is incident. Analogously, the embedding of $\text{pert}(\tau_2)$ is chosen to be $\Gamma^1(\text{pert}(\tau_2))$ or $\Gamma^2(\text{pert}(\tau_2))$ so that a vertex in $\text{pert}(\tau_2)$ and in μ is incident to the face of $\Gamma(\text{sk}(\tau))$ to which τ_1 is incident. Hence, the subgraph of $H(\mu, \Gamma)$ induced by the vertices in τ_1 and the subgraph of $H(\mu, \Gamma)$ induced by the vertices in τ_2 are connected by an edge; moreover, both such subgraphs are connected. It follows that $H(\mu, \Gamma)$ is connected, a contradiction.
- If there exist neighbors of τ in \mathcal{T} which are μ -traversable, then, by Properties (ii) and (iii) of $\Gamma(\text{sk}(\tau))$, the order of the neighbors of τ in \mathcal{T} is $\tau_1, \tau_2, \dots, \tau_k$, where $\tau_2, \dots, \tau_{k-1}$ are μ -traversable, where τ_1 and τ_k are μ -sided (and they might not exist), and where $k > 1$. By construction, the embedding of $\text{pert}(\tau_1)$ is chosen to be $\Gamma^1(\text{pert}(\tau_1))$ or $\Gamma^2(\text{pert}(\tau_1))$ so that a vertex in $\text{pert}(\tau_1)$ and in μ is incident to the face of $\Gamma(\text{sk}(\tau))$ to which τ_2 is incident. Analogously, the embedding of $\text{pert}(\tau_k)$ is chosen to be $\Gamma^1(\text{pert}(\tau_k))$ or $\Gamma^2(\text{pert}(\tau_k))$ so that a vertex in $\text{pert}(\tau_k)$ and in μ is incident to the face of $\Gamma(\text{sk}(\tau))$ to which τ_{k-1} is incident. Hence, the subgraph of $H(\mu, \Gamma)$ induced by the vertices in τ_1 is connected by an edge to the subgraph of $H(\mu, \Gamma)$ induced by the vertices in $\tau_2, \dots, \tau_{k-1}$; moreover, the subgraph of $H(\mu, \Gamma)$ induced by the vertices in τ_k is connected by an edge to the subgraph of $H(\mu, \Gamma)$ induced by the vertices in $\tau_2, \dots, \tau_{k-1}$; furthermore, these three subgraphs are connected. It follows that $H(\mu, \Gamma)$ is connected, a contradiction.

Condition (ii): Suppose, for a contradiction, that Γ_G contains a cycle C whose vertices all belong to the same cluster μ and whose interior contains a vertex v not in μ . If C entirely belongs to $\text{pert}(\tau')$, for some neighbor τ' of τ in \mathcal{T} , then C contains v in its interior also in Γ'_G , given that the embedding of $\text{pert}(\tau')$ in Γ_G is the same as in Γ'_G , up to a flip. However, by Lemma 1, this implies that Γ' is not a $\langle 0, 0, \gamma \rangle$ -drawing, a contradiction. Otherwise, C is composed of two paths connecting the poles of τ , where the first path $P_\mu(\tau'')$ entirely belongs to $\text{pert}(\tau'')$ and the second path $P_\mu(\tau''')$ entirely belongs to $\text{pert}(\tau''')$, for two distinct neighbors τ'' and τ''' of τ in \mathcal{T} . Hence, τ'' and τ''' are μ -spined. Moreover, they are both μ -side-spined (and possibly μ -full). Namely, if one of them, say τ'' , is μ -central-spined, then C contains a vertex not in μ in its interior in any planar embedding of G in which the planar embedding of $\text{pert}(\tau'')$ is $\Gamma^1(\text{pert}(\tau''))$ or $\Gamma^2(\text{pert}(\tau''))$, thus implying that Γ'_G does not satisfy Condition (ii) of Lemma 1 and hence that Γ' is not a $\langle 0, 0, \gamma \rangle$ -drawing, a contradiction. Hence, assume that τ'' and τ''' are both μ -side-spined. If τ'' is not μ -full, then denote by $P'_\mu(\tau'')$ the path that is composed only of vertices of μ , that connects the poles of τ , and that delimits the outer face of $\Gamma^1(\text{pert}(\tau''))$. If τ'' is μ -full, then denote by $P'_\mu(\tau'')$ any path that connects the poles of τ and that delimits the outer face of $\Gamma^1(\text{pert}(\tau''))$. Analogously define path $P'_\mu(\tau''')$ in $\Gamma^1(\text{pert}(\tau'''))$.

- Assume that τ'' and τ''' are consecutive in $\Gamma(\text{sk}(\tau))$. We distinguish the following cases.
 - If τ'' and τ''' are both μ -full, then C contains in its interior only vertices of μ , a contradiction.

- If τ'' is μ -full and τ''' is not, then by construction the embedding of $pert(\tau''')$ is chosen in such a way that $P'_\mu(\tau''')$ is incident to the face of $\Gamma(sk(\tau))$ to which τ'' is incident. Since all the vertices in the interior of cycles $P_\mu(\tau'') \cup P'_\mu(\tau'')$ and $P_\mu(\tau''') \cup P'_\mu(\tau''')$ belong to μ , it follows that C contains a vertex not in μ in its interior if and only if cycle $P'_\mu(\tau'') \cup P'_\mu(\tau''')$ does. However, such a cycle does not contain any vertex in its interior at all, a contradiction.
- The case in which τ''' is μ -full and τ'' is not can be discussed analogously to the previous one.
- If neither τ'' nor τ''' is μ -full, then by construction the embedding of $pert(\tau'')$ is chosen in such a way that $P'_\mu(\tau'')$ is incident to the face of $\Gamma(sk(\tau))$ to which τ''' is incident, and the embedding of $pert(\tau''')$ is chosen in such a way that $P'_\mu(\tau''')$ is incident to the face of $\Gamma(sk(\tau))$ to which τ'' is incident. Since all the vertices in the interior of cycles $P_\mu(\tau'') \cup P'_\mu(\tau'')$ and $P_\mu(\tau''') \cup P'_\mu(\tau''')$ belong to μ , it follows that C contains a vertex not in μ in its interior if and only if cycle $P'_\mu(\tau'') \cup P'_\mu(\tau''')$ does. However, such a cycle does not contain any vertex in its interior at all, a contradiction.
- Assume that τ'' and τ''' are not consecutive in $\Gamma(sk(\tau))$. By Property (i) of $\Gamma(sk(\tau))$, there exists no cycle of μ -spined virtual edges in $\Gamma(sk(\tau))$ containing in its interior a virtual edge that is not μ -full. Hence, all the virtual edges “between” τ'' and τ''' are μ -full. Denote by σ'' and σ''' the neighbors of τ that are between τ'' and τ''' and that are adjacent to τ'' and τ''' , respectively. We distinguish the following cases.
 - If τ'' and τ''' are both μ -full, then C contains in its interior only vertices of μ , a contradiction.
 - If τ'' is μ -full and τ''' is not, then by construction the embedding of $pert(\tau''')$ is chosen in such a way that $P'_\mu(\tau''')$ is incident to the face of $\Gamma(sk(\tau))$ to which σ'' is incident. Since all the vertices in the interior of cycles $P_\mu(\tau'') \cup P'_\mu(\tau'')$ and $P_\mu(\tau''') \cup P'_\mu(\tau''')$ belong to μ , it follows that C contains a vertex not in μ in its interior if and only if cycle $P'_\mu(\tau'') \cup P'_\mu(\tau''')$ does. However, such a cycle only contains vertices belonging to the virtual edges between τ'' and τ''' , that are all μ -full, a contradiction.
 - The case in which τ''' is μ -full and τ'' is not can be discussed analogously to the previous one.
 - If neither τ'' nor τ''' is μ -full, then by construction the embedding of $pert(\tau'')$ is chosen in such a way that $P'_\mu(\tau'')$ is incident to the face of $\Gamma(sk(\tau))$ to which σ''' is incident, and the embedding of $pert(\tau''')$ is chosen in such a way that $P'_\mu(\tau''')$ is incident to the face of $\Gamma(sk(\tau))$ to which σ'' is incident. Since all the vertices in the interior of cycles $P_\mu(\tau'') \cup P'_\mu(\tau'')$ and $P_\mu(\tau''') \cup P'_\mu(\tau''')$ belong to μ , it follows that C contains a vertex not in μ in its interior if and only if cycle $P'_\mu(\tau'') \cup P'_\mu(\tau''')$ does. However, such a cycle only contains vertices belonging to the virtual edges between τ'' and τ''' , that are all μ -full, a contradiction.

This completes the proof of the lemma. □

Based on the characterization of the extensible embeddings given in the previous Lemma, we give an algorithm for testing whether a given clustered graph admits a $\langle 0, 0, \gamma \rangle$ -drawing.

Theorem 4. *Let $C(G, T)$ be a clustered graph such that G is biconnected. There exists a polynomial-time algorithm to test whether $C(G, T)$ admits a $\langle 0, 0, \gamma \rangle$ -drawing.*

PROOF. Let \mathcal{T} be the SPQR-tree of G . Consider any Q-node ρ of \mathcal{T} corresponding to an edge e of G and root \mathcal{T} at ρ . Such a choice corresponds to assuming that any considered planar embedding of G has e incident to the outer face. In the following, we describe how to test whether $C(G, T)$ admits a $\langle 0, 0, \gamma \rangle$ -drawing under the above assumption. The repetition of such a test for all possible choices of ρ results in a test of whether $C(G, T)$ admits a $\langle 0, 0, \gamma \rangle$ -drawing.

First, we perform a preprocessing step to compute the following information. For each node $\tau \in \mathcal{T}$ and for each cluster $\mu \in T$, we label each virtual edge (u, v) of $sk(\tau)$ with flags stating whether: (i) (u, v) is μ -touched; (ii) (u, v) is μ -full; (iii) (u, v) is μ -spined; and (iv) (u, v) is μ -traversable. Observe that such information can be easily computed in polynomial time based on whether the vertices of $pert(u, v)$ belong

to μ or not. In particular, such information does not change if the embedding of $\text{pert}(u, v)$ varies (while whether (u, v) is μ -sided, μ -bisided, μ -kernelized, μ -unfeasible, μ -side-spined, or μ -central-spined depends on the actual embedding of $\text{pert}(u, v)$).

Second, we traverse \mathcal{T} bottom-up. For every P-node and every R-node τ of \mathcal{T} , the *visible nodes* of τ are the children of τ that are not S-nodes plus the children of each S-node that is a child of τ . At each step, we consider either a P-node or an R-node τ with visible nodes τ_1, \dots, τ_k . We inductively assume that, for each visible node τ_i , with $1 \leq i \leq k$, an extensible embedding $\Gamma(\text{pert}(\tau_i))$ has been computed, together with the information whether $\Gamma(\text{pert}(\tau_i))$ is μ -sided, μ -bisided, μ -kernelized, μ -unfeasible, μ -side-spined, or μ -central-spined.

We show how to test whether an extensible embedding $\Gamma(\text{pert}(\tau))$ of $\text{pert}(\tau)$ exists. Such a test consists of two phases. We first test whether $sk(\tau)$ admits an extensible embedding $\Gamma(sk(\tau))$. In the negative case, we can conclude that $C(G, T)$ has no $\langle 0, 0, \gamma \rangle$ -drawing with e being an edge incident to the outer face. In the positive case, we also test whether a flip of each $\Gamma(\text{pert}(\tau_i))$ exists such that the resulting embedding $\Gamma(\text{pert}(\tau))$ is extensible.

Extensible embedding of the skeleton of τ .

Suppose that τ is an R-node. We consider any of the two embeddings of $sk(\tau)$, say $\Gamma(sk(\tau))$, and test whether $\Gamma(sk(\tau))$ is extensible (observe that, if an embedding of $sk(\tau)$ is extensible, the other embedding is extensible as well, as can be deduced from the proof of Lemma 2). The test whether $\Gamma(sk(\tau))$ is extensible is equivalent to the test whether Properties (i), (ii), and (iii) of Lemma 2 hold for $sk(\tau)$ and can be performed in polynomial time as follows. Concerning Property (i), for each cluster μ , we consider the embedded subgraph $\Gamma_\mu(sk(\tau))$ of $\Gamma(sk(\tau))$ composed of the virtual edges which are μ -spined; for each internal face f of $\Gamma_\mu(sk(\tau))$, we check whether all the edges of $\Gamma(sk(\tau))$ contained in the interior of f , if any, are μ -full. If not, we conclude that $\Gamma(sk(\tau))$ is not extensible. If such a test succeeds for all the faces of $\Gamma_\mu(sk(\tau))$ and for all the clusters $\mu \in \mathcal{T}$, we continue. Concerning Properties (ii) and (iii), for each cluster μ , we build the auxiliary graph $G'(\tau, \mu)$; this is done by looking at the faces of $\Gamma(sk(\tau))$, by inserting a vertex v_f in $G'(\tau, \mu)$ for each face f which is incident to a μ -traversable edge (this information can be obtained by traversing the edges incident to the face) and by inserting an edge between two vertices of $G'(\tau, \mu)$ if the corresponding faces of $\Gamma(sk(\tau))$ share a μ -traversable edge. Then, if $G'(\tau, \mu)$ is not connected, we conclude that $\Gamma(sk(\tau))$ is not extensible. Otherwise, if $G'(\tau, \mu)$ contains at least one vertex, we check whether each virtual edge of $sk(\tau)$ which is μ -touched and not μ -traversable shares a face with a μ -traversable virtual edge in $\Gamma(sk(\tau))$. If $G'(\tau, \mu)$ contains no vertex, then we check whether all the μ -touched virtual edges are incident to the same face of $\Gamma(sk(\tau))$. Such tests can be easily performed by traversing the edges of $\Gamma(sk(\tau))$. If any of such tests fails, we conclude that $\Gamma(sk(\tau))$ is not extensible. If all such tests succeed, for all clusters $\mu \in \mathcal{T}$, we conclude that $\Gamma(sk(\tau))$ is extensible.

Suppose that τ is a P-node. We check whether there exists an extensible embedding $\Gamma(sk(\tau))$ of $sk(\tau)$ as follows. We impose constraints on the ordering of the virtual edges of τ .

A first set of constraints establishes that $\Gamma(sk(\tau))$ satisfies Property (i) of Lemma 2. Namely, for each cluster μ :

- (a) We constrain all the μ -full virtual edges to be consecutive;
- (b) if there exists no μ -full virtual edge, then we constrain each pair of μ -spined virtual edges to be consecutive; and
- (c) if there exists at least one μ -full virtual edge, then, for each μ -spined virtual edge, we constrain such an edge and all the μ -full virtual edges to be consecutive.

A second set of constraints establishes that $\Gamma(sk(\tau))$ satisfies Properties (ii) and (iii) of Lemma 2. Namely, for each cluster μ :

- (a) We constrain all the μ -traversable virtual edges to be consecutive;
- (b) if there exists no μ -traversable virtual edge, then we constrain each pair of μ -touched virtual edges to be consecutive; and

- (c) if there exists at least one μ -traversable virtual edge, then, for each μ -touched virtual edge, we constrain such an edge and all the μ -full virtual edges to be consecutive.

We check whether an ordering of the virtual edges of $sk(\tau)$ that enforces all these constraints exists by using the PQ-tree data structure [2]. If such an ordering does not exist, we conclude that $sk(\tau)$ admits no extensible embedding. Otherwise, we have an embedding $\Gamma(sk(\tau))$ of $sk(\tau)$ which satisfies Properties (i)–(iii), hence it is extensible.

Extensible embedding of the pertinent graph of τ .

We now determine an extensible embedding $\Gamma(pert(\tau))$ of $pert(\tau)$, if one exists, by choosing the flip of the embedding $\Gamma(pert(\tau_i))$ of each visible node τ_i of τ in such a way that $\Gamma(pert(\tau))$ satisfied Properties (i) and (ii) of Lemma 1. Observe that the choice of the flip of the embedding $\Gamma(pert(\tau_i))$ of each visible node τ_i of τ , together with the choice of the embedding of $sk(\tau)$ to be $\Gamma(sk(\tau))$, completely determines $\Gamma(pert(\tau))$.

We will construct a 2-SAT formula F such that $pert(\tau)$ admits an extensible embedding if and only if F is satisfiable. We initialize $F = \emptyset$. Then, for each visible node τ_i of τ , we assign an arbitrary flip to τ_i and define a boolean variable x_i that is positive if τ_i has the assigned flip and negative otherwise.

We introduce some clauses in F in order to ensure that $\Gamma(pert(\tau))$ satisfies Property (ii) of Lemma 1.

For each cluster μ , we consider the embedded subgraph $\Gamma_\mu(sk(\tau))$ of $\Gamma(sk(\tau))$ containing all the μ -spined virtual edges. Note that, since $\Gamma(sk(\tau))$ satisfies Property (i) of Lemma 2, each edge of $\Gamma_\mu(sk(\tau))$ that is not incident to the outer face of $\Gamma_\mu(sk(\tau))$ is μ -full. Consider any edge g in $\Gamma_\mu(sk(\tau))$ such that:

- g is incident to an internal face f_g of $\Gamma_\mu(sk(\tau))$;
- g corresponds either to a P-node τ_i , or to an R-node τ_i , or to an S-node σ which is parent of a node τ_i ; and
- $\Gamma(pert(\tau_i))$ is either μ -side-spined or μ -central-spined.

Then:

- (a) If $\Gamma(pert(\tau_i))$ is μ -central-spined, then we conclude that $pert(\tau)$ has no extensible embedding (with e incident to the outer face);
- (b) if $\Gamma(pert(\tau_i))$ is μ -side-spined, add clause $\{x_i\}$ to F if the default flip of $\Gamma(pert(\tau_i))$ does not place any vertex not in μ on f_g , and add clause $\{\neg x_i\}$ to F if the default flip of $\Gamma(pert(\tau_i))$ places a vertex not in μ on f_g .

We next introduce some clauses in F in order to ensure that $\Gamma(pert(\tau))$ satisfies Property (i) of Lemma 1. Suppose that there exists a visible node τ_i of τ such that:

- $\Gamma(pert(\tau_i))$ is μ -bisided; and
- if τ_i is child of an S-node σ , then no child of σ is μ -traversable.

Then, we check:

- (a) Whether all the visible nodes of τ that are children of τ , except for τ_i , are μ -traversable; and
- (b) whether, for each S-node γ that is child of τ and that is not the parent of τ_i , at least one child of γ is μ -traversable.

If the check fails, we conclude that $pert(\tau)$ has no extensible embedding (with e incident to the outer face), otherwise we continue.

Suppose that there exists a visible node τ_i of τ such that:

- $\Gamma(pert(\tau_i))$ is μ -sided;

- if τ_i is child of an S-node σ , then no child of σ is μ -traversable; and
- τ_i shares exactly one face with a μ -traversable or μ -sided node τ_j .

Then, we add either clause $\{\neg x_i\}$ or $\{x_i\}$ to F depending on whether $\Gamma(\text{pert}(\tau_i))$ has to be flipped or not, respectively, in order to make the vertices of $\text{pert}(\tau_i)$ belonging to μ be incident to the face that τ_i shares with τ_j .

For each S-node σ child of τ such that:

- no child of σ is μ -traversable; and
- no child of τ different from σ is μ -touched.

Consider each pair of visible nodes τ_i and τ_j children of σ that are both μ -sided. Then:

- If $\Gamma(\text{pert}(\tau_i))$ and $\Gamma(\text{pert}(\tau_j))$ have vertices of μ incident to the same face when they both have their default flip, then add clauses $(x_i \vee \neg x_j)$ and $(\neg x_i \vee x_j)$ to F ; and
- if $\Gamma(\text{pert}(\tau_i))$ and $\Gamma(\text{pert}(\tau_j))$ do not have vertices of μ incident to the same face when they both have their default flip, then add clauses $(x_i \vee x_j)$ and $(\neg x_i \vee \neg x_j)$ to F .

Observe that all the described checks and embedding choices, and the construction and solution of the 2-SAT formula can be easily performed in polynomial time. Finally, once an embedding $\Gamma(\text{pert}(\tau))$ of $\text{pert}(\tau)$ has been computed, by traversing $\Gamma(\text{pert}(\tau))$ it can be determined in polynomial time whether such an embedding is μ -sided, μ -bisided, μ -kernelized, μ -side-spined, or μ -central-spined. This concludes the proof of the theorem. \square

We now turn our attention to establish bounds on the minimum value of γ in a $\langle 0, 0, \gamma \rangle$ -drawing of a clustered graph.

Theorem 5. *Let $C(G, T)$ be a clustered graph. There exists an algorithm to compute a $\langle 0, 0, \gamma \rangle$ -drawing of $C(G, T)$ with $\gamma \in O(n^3)$, if any such drawing exists. If $C(G, T)$ is flat, then $\gamma \in O(n^2)$.*

PROOF. Suppose that $C(G, T)$ admits a $\langle 0, 0, \gamma \rangle$ -drawing. Then, consider the drawing Γ of the underlying graph G in any such a drawing. For each cluster μ , place a vertex $u_{\mu, f}$ inside any face f of Γ that contains at least one vertex belonging to μ , and connect $u_{\mu, f}$ to all the vertices of μ incident to f . Note that, the graph composed by the vertices of μ and by the added vertices u_{μ, f_i} is connected. Then, construct a spanning tree of such a graph and draw $R(\mu)$ slightly surrounding such a spanning tree. The cubic bound on γ comes from the fact that each of the $O(n)$ clusters crosses each of the $O(n)$ other clusters a linear number of times. On the other hand, if $C(G, T)$ is flat, then each of the $O(n)$ clusters crosses each of the $O(n)$ other clusters just once. \square

4 Lower bounds

In this section we give lower bounds on the number of ee -, er -, and rr -crossings in $\langle \alpha, \beta, \gamma \rangle$ -drawings of clustered graphs.

First, we prove an auxiliary lemma concerning the crossing number in graphs without a cluster hierarchy. Given a graph G , we define $G(m)$ as the multigraph obtained by replacing each edge of G with a set of at least m multiple edges. For each pair (u, v) of vertices, we denote by $S(u, v)$ the set of multiple edges connecting u and v .

Lemma 3. *Graph $G(m)$ has crossing number $cr(G(m)) \geq m^2 \cdot cr(G)$.*

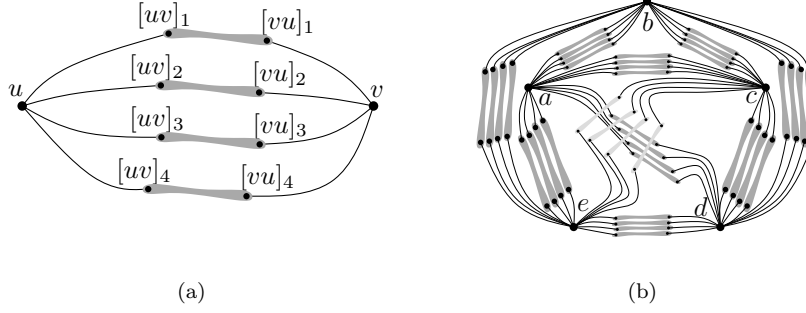


Figure 11: Illustrations for the proof of Theorem 6 (a) Edges and clusters in $M(u, v)$. (b) Clustered graph $C(G, T)$

PROOF. Consider a drawing Γ of $G(m)$ with the minimum number $cr(G(m))$ of crossings.

First, observe that in Γ no edge intersects itself, no two edges between the same pair of vertices intersect, and each pair of edges crosses at most once. Namely, if any of these conditions does not hold, it is easy to modify Γ to obtain another drawing of $G(m)$ with a smaller number of crossings, which is not possible by hypothesis (see, e.g., [27]).

We show that there exists a drawing Γ' of $G(m)$ with $cr(G(m))$ crossings in which, for each pair of vertices u and v , all the edges between u and v cross the same set of edges in the same order. Let $e_{min}(u, v)$ be any edge with the minimum number of crossings among the edges of $S(u, v)$. Redraw all the edges in $S(u, v) \setminus e_{min}(u, v)$ so that they intersect the same set of edges as $e_{min}(u, v)$, in the same order as $e_{min}(u, v)$. Repeating such operation for each set $S(u, v)$ yields a drawing Γ' with the required property.

Starting from Γ' , we construct a drawing Γ_G of G . For each set of edges $S(u, v)$ remove all the edges except for one edge $e^*(u, v)$. The resulting drawing Γ_G of G has at least $cr(G)$ crossings, by definition. For any two edges $e^*(u, v)$ and $e^*(w, z)$ that cross in Γ_G , we have that each edge in $S(u, v)$ crosses each edge in $S(w, z)$, by the properties of Γ' . Hence Γ' contains at least $m^2 \cdot cr(G)$ crossings. \square

We start by proving a lower bound on the total number of crossings in an $\langle \alpha, \beta, \gamma \rangle$ -drawing of a clustered graph when all the three types of crossings are admitted.

Theorem 6. *There exists an n -vertex non- c -connected flat clustered graph $C(G, T)$ that admits $\langle \alpha, 0, 0 \rangle$ -, $\langle 0, \beta, 0 \rangle$ -, and $\langle 0, 0, \gamma \rangle$ -drawings, and such that $\alpha + \beta + \gamma \in \Omega(n^2)$ in every $\langle \alpha, \beta, \gamma \rangle$ -drawing of $C(G, T)$.*

PROOF. Clustered graph $C(G, T)$ is as follows. Initialize graph G with five vertices a, b, c, d, e . For each two vertices $u, v \in \{a, b, c, d, e\}$, with $u \neq v$, and for $i = 1, \dots, m$, add to G vertices $[uv]_i, [vu]_i$, and edges $(u, [uv]_i)$ and $(v, [vu]_i)$, and add to T a cluster $\mu(u, v)_i = \{[uv]_i, [vu]_i\}$. Vertices a, b, c, d, e belong to clusters $\mu_a, \mu_b, \mu_c, \mu_d, \mu_e$, respectively. See Fig. 11. We denote by $M(u, v) = \{(u, [uv]_i), (v, [vu]_i), \mu(u, v)_i | i = 1, \dots, m\}$.

First, we prove that C admits $\langle \alpha, 0, 0 \rangle$ -, $\langle 0, \beta, 0 \rangle$ -, and $\langle 0, 0, \gamma \rangle$ -drawings. Consider a drawing Γ^* of K_5 with one crossing. Consider the two crossing edges (x, y) and (w, z) of K_5 . For each pair of vertices $u, v \in \{a, b, c, d, e\}$, with $(u, v) \notin \{(x, y), (w, z)\}$, replace edge (u, v) in Γ^* with $M(u, v)$ in such a way that the drawing of the edges and clusters in $M(u, v)$ is arbitrarily close to the drawing of (u, v) . We describe how to construct $\langle \alpha, 0, 0 \rangle$ -, $\langle 0, \beta, 0 \rangle$ -, and $\langle 0, 0, \gamma \rangle$ -drawings starting from Γ^* .

$\langle \alpha, 0, 0 \rangle$ -drawing Replace (x, y) and (w, z) in Γ^* with $M(x, y)$ and $M(w, z)$ in such a way that the drawing of the edges and clusters in $M(x, y)$ (in $M(w, z)$) is arbitrarily close to the drawing of (x, y) (of (w, z)) and for each $1 \leq i, j \leq m$, edge $(x, [xy]_i)$ crosses edge $(w, [wz]_j)$, while edges $(y, [yx]_i)$ and $(z, [zw]_i)$, and regions $R(\mu(x, y)_i)$ and $R(\mu(w, z)_j)$ are not involved in any crossing.

$\langle 0, \beta, 0 \rangle$ -drawing Replace (x, y) and (w, z) in Γ^* with $M(x, y)$ and $M(w, z)$ in such a way that the drawing of the edges and clusters in $M(x, y)$ (in $M(w, z)$) is arbitrarily close to the drawing of (x, y) (of (w, z)) and for each $1 \leq i, j \leq m$, edge $(x, [xy]_i)$ crosses region $R(\mu(w, z)_j)$, while edges $(y, [yx]_i)$, $(z, [zw]_i)$, and $(w, [wz]_j)$, and region $R(\mu(x, y)_i)$ are not involved in any crossing.

$\langle 0, 0, \gamma \rangle$ -drawing Replace (x, y) and (w, z) in Γ^* with $M(x, y)$ and $M(w, z)$ in such a way that the drawing of the edges and clusters in $M(x, y)$ (in $M(w, z)$) is arbitrarily close to the drawing of (x, y) (of (w, z)) and for each $1 \leq i, j \leq m$, region $R(\mu(x, y)_i)$ crosses region $R(\mu(w, z)_j)$, while edges $(x, [xy]_i)$, $(y, [yx]_i)$, $(w, [wz]_j)$, and $(z, [zw]_j)$ are not involved in any crossing.

Second, we show that $\alpha + \beta + \gamma \in \Omega(n^2)$ in every $\langle \alpha, \beta, \gamma \rangle$ -drawing of $C(G, T)$. Consider any such a drawing Γ . Starting from Γ , we obtain a drawing Γ' of a subdivision of $K_5(m)$ as follows. For each $u, v \in \{a, b, c, d, e\}$, with $u \neq v$, and for each $i = 1, \dots, m$, insert a drawing of edge $([uv]_i, [vu]_i)$ inside $R(\mu(u, v)_i)$ and remove region $R(\mu(u, v)_i)$. Further, remove regions $R(\mu_a)$, $R(\mu_b)$, $R(\mu_c)$, $R(\mu_d)$, and $R(\mu_e)$. The obtained graph is a subdivision of $K_5(m)$. Hence, by Lemma 3, Γ' has $\Omega(n^2)$ crossings. Moreover, each crossing in Γ' corresponds either to an edge-edge crossing, or to an edge-region crossing, or to a region-region crossing in Γ , thus proving the lemma. \square

Then, we now turn our attention to drawings in which only one type of crossings is allowed. In this setting, we show that the majority of the upper bounds presented in the previous section are tight by giving lower bounds on the number of crossings of $\langle \alpha, 0, 0 \rangle$ -, $\langle 0, \beta, 0 \rangle$ -, and $\langle 0, 0, \gamma \rangle$ -drawings.

We first consider $\langle \alpha, 0, 0 \rangle$ -drawings. We give two lower bounds, which deal with c -connected and non- c -connected clustered graphs, respectively.

Theorem 7. *There exists a c -connected flat clustered graph $C(G, T)$ such that $\alpha \in \Omega(n^2)$ in every $\langle \alpha, 0, 0 \rangle$ -drawing of $C(G, T)$.*

PROOF. We first describe $C(G, T)$. Graph G is a subdivision of $K_5(m)$, with $m = \frac{n-5}{9}$, where the set of edges $S(d, e)$ has been removed. Tree T is such that $\mu_2 = \{d\}$, $\mu_3 = \{e\}$, and all the other vertices belong to μ_1 . See Fig. 12(a). Since, in any $\langle \alpha, 0, 0 \rangle$ -drawing Γ of $C(G, T)$, both d and e must be outside any cycle composed of vertices of μ_1 (as otherwise they would lie inside $R(\mu_1)$), a set of m length-2 paths can be drawn in Γ between d and e without creating other crossings, thus obtaining a drawing of a subdivision of $K_5(m)$ in which the crossings are the same as in Γ . Since $cr(K_5) = 1$ and since $m = O(n)$, by Lemma 3, $\alpha \in \Omega(n^2)$ (see Fig. 12(b)). \square

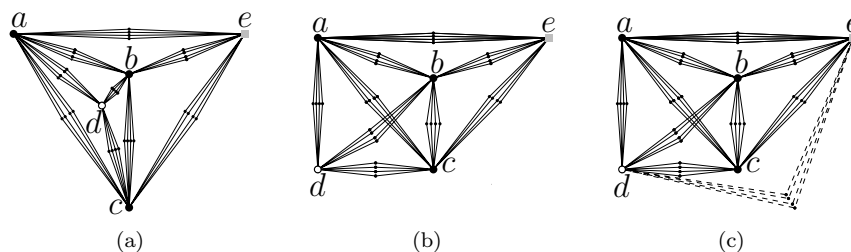


Figure 12: Illustration for the proof of Theorem 7. Vertices in μ_1 are black, vertices in μ_2 are white, and vertices in μ_3 are gray. (a) Graph G . (b) Vertices d and e must be outside all the cycles composed of vertices of μ_1 . (c) Graph G'' , where the length-2 paths connecting d and e are dashed.

Theorem 8. *There exists a non- c -connected flat clustered graph $C(G, T)$, where G is a matching, such that $\alpha \in \Omega(n^2)$ in every $\langle \alpha, 0, 0 \rangle$ -drawing of $C(G, T)$.*

PROOF. Consider a flat clustered graph $C(G, T)$ with five clusters μ_1, \dots, μ_5 . For each $i \neq j$ with $1 \leq i, j \leq 5$, add $\frac{n}{20}$ vertices to μ_i and to μ_j and construct a matching between these two sets of vertices.

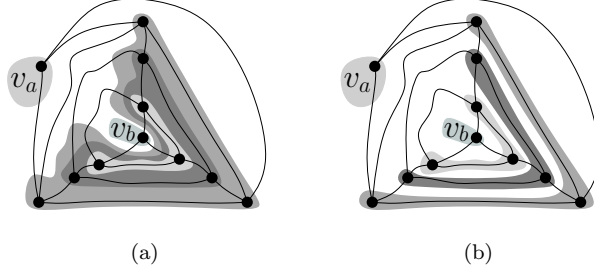


Figure 13: (a) Illustration for Theorem 9. (b) Illustration for Theorem 10.

Consider any $\langle \alpha, 0, 0 \rangle$ -drawing Γ of $C(G, T)$ such that α is minimum. We prove that Γ does not contain any edge-edge crossing inside the regions representing clusters. Namely, assume for a contradiction that a crossing between two edges e_1 and e_2 occurs inside the region $R(\mu)$ representing a cluster μ . Since Γ has no edge-region crossings, both e_1 and e_2 connect a vertex in μ with a vertex not in μ . Then, one might place the endvertex of e_1 belonging to μ arbitrarily close to the boundary of $R(\mu)$ in such a way that it does not cross e_2 inside $R(\mu)$. Since this operation reduces the number of crossings, we have a contradiction to the fact that α is minimum.

Then, we add a vertex to each cluster μ_i and connect it to all the vertices of μ_i . Observe that, since no two edges cross inside the region representing a cluster, such vertices and edges can be added without creating any new crossings.

Finally, removing from Γ the drawings of the regions representing the clusters leads to a drawing of a subdivision $K_5(n/20)$ with α crossings. By Lemma 3, $\alpha \in \Omega(n^2)$. \square

We now prove some lower bounds on the number of er -crossings in $\langle 0, \beta, 0 \rangle$ -drawings of clustered graphs. In the case of non- c -connected flat clustered graphs, a quadratic lower bound directly follows from Theorem 6, as stated in the following.

Corollary 1. *There exists a non- c -connected flat clustered graph $C(G, T)$ such that $\beta \in \Omega(n^2)$ in every $\langle 0, \beta, 0 \rangle$ -drawing of $C(G, T)$.*

Next, we deal with the c -connected case and present a quadratic and a linear lower bound for non-flat and flat cluster hierarchies, respectively.

Theorem 9. *There exists a c -connected non-flat clustered graph $C(G, T)$ such that $\beta \in \Omega(n^2)$ in every $\langle 0, \beta, 0 \rangle$ -drawing of $C(G, T)$.*

PROOF. Let G be an $(n + 2)$ -vertex triconnected planar graph such that for $i = 1, \dots, \frac{n}{3}$, G contains a 3-cycle $C_i = (a_i, b_i, c_i)$. Further, for $i = 1, \dots, \frac{n}{3} - 1$, G has edges (a_i, a_{i+1}) , (b_i, b_{i+1}) , (c_i, c_{i+1}) . Finally, G contains two vertices v_a and v_b such that v_a is connected to a_1, b_1, c_1 and v_b is connected to $a_{\frac{n}{3}}, b_{\frac{n}{3}}, c_{\frac{n}{3}}$. Tree T is defined as follows: $\mu_1 = \{a_1, b_1, c_1\}$ and, for each $i = 2, \dots, \frac{n}{3}$, $\mu_i = \mu_{i-1} \cup \{a_i, b_i, c_i\}$; moreover $\mu_a = \{v_a\}$ and $\mu_b = \{v_b\}$. See Fig. 13(a).

Note that, in any planar embedding of G there exists a set S of at least $\frac{n}{6}$ nested 3-cycles, and all such cycles contain either v_a or v_b , say v_b , in their interior. Let C_i be any of such cycles. For each cluster μ containing a_i, b_i , and c_i , not all the edges of C_i can entirely lie inside the region $R(\mu)$ representing μ in any $\langle 0, \beta, 0 \rangle$ -drawing of $C(G, T)$, as otherwise $R(\mu)$ would enclose v_b . This implies that C_i intersects the border of $R(\mu)$ twice, hence creating an edge-region crossing. Since there exist $\Omega(n)$ cycles in S , each of which is contained in $\Omega(n)$ clusters, we have that any $\langle 0, \beta, 0 \rangle$ -drawing of $C(G, T)$ has $\Omega(n^2)$ edge-region crossings. \square

Theorem 10. *There exists a c -connected flat clustered graph $C(G, T)$ such that $\beta \in \Omega(n)$ in every $\langle 0, \beta, 0 \rangle$ -drawing of $C(G, T)$.*

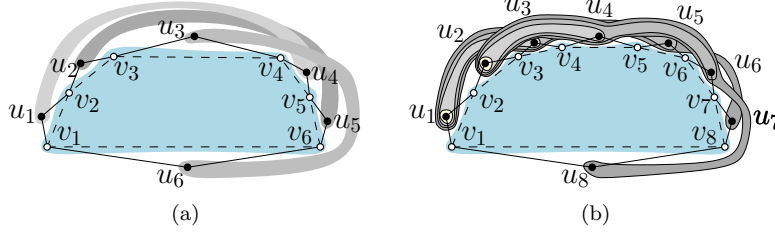


Figure 14: (a) Illustration for Theorem 11. (b) Illustration for Theorem 12.

PROOF. The underlying graph G is defined as in the proof of Theorem 9. Tree T is such that, for $i = 1, \dots, n$, there exists a cluster μ_i containing vertices a_i, b_i , and c_i ; moreover, $\mu_a = \{v_a\}$ and $\mu_b = \{v_b\}$. See Fig. 13(b).

In any planar embedding of G there exists a set S of at least $\frac{n}{6}$ nested 3-cycles, and all such cycles contain either v_a or v_b , say v_b , in their interior. Let C_i be any of such cycles. Not all the edges of C_i can entirely lie inside the region $R(\mu_i)$ representing μ_i in any $\langle 0, \beta, 0 \rangle$ -drawing of $C(G, T)$, as otherwise $R(\mu_i)$ would enclose v_b . This implies that C_i intersects the border of $R(\mu_i)$ twice. Since there exist $\Omega(n)$ cycles in S , we have that any $\langle 0, \beta, 0 \rangle$ -drawing of $C(G, T)$ has $\Omega(n)$ edge-region crossings. \square

Finally, we prove some lower bounds on the number of rr -crossings in $\langle 0, 0, \gamma \rangle$ -drawings of clustered graphs. We only consider non- c -connected clustered graphs, since a c -connected clustered graph either does not admit any $\langle 0, 0, \gamma \rangle$ -drawing or is c -planar. We distinguish two cases based on whether the considered clustered graphs are flat or not.

Theorem 11. *There exists a non- c -connected flat clustered graph $C(G, T)$, where G is outerplanar, such that $\gamma \in \Omega(n^2)$ in every $\langle 0, 0, \gamma \rangle$ -drawing of $C(G, T)$.*

PROOF. We first describe $C(G, T)$. Refer to Fig. 14(a). Consider a cycle \mathcal{C} of n vertices v_1, \dots, v_n , such that n is even. For $i = 1, \dots, n$, add to \mathcal{C} a vertex u_i and connect it to v_i and v_{i+1} , where $v_{n+1} = v_1$. Denote by G the resulting outerplanar graph. Tree T is such that vertices v_1, \dots, v_n belong to the same cluster μ^* and, for $i = 1, \dots, n/2$, vertices u_i and $u_{n/2+i}$ belong to μ_i .

Since all vertices u_1, \dots, u_n have to lie outside region $R(\mu^*)$, in any $\langle 0, 0, \gamma \rangle$ -drawing of $C(G, T)$ the embedding of G is outerplanar. Hence, for any $i \neq j \in \{1, \dots, n/2\}$, cluster μ_i intersects cluster μ_j , thus proving the theorem. \square

Theorem 12. *There exists a non- c -connected non-flat clustered graph $C(G, T)$, where G is outerplanar, such that $\gamma \in \Omega(n^3)$ in every $\langle 0, 0, \gamma \rangle$ -drawing of $C(G, T)$.*

PROOF. We first describe $C(G, T)$. Refer to Fig. 14(b). Consider a cycle \mathcal{C} of n vertices v_1, \dots, v_n , such that n is a multiple of 4. For $i = 1, \dots, n$, add to \mathcal{C} a vertex u_i and connect it to v_i and v_{i+1} , where $v_{n+1} = v_1$. Denote by G the resulting outerplanar graph. Tree T is defined as follows. Set $\mu_1 = \{u_1\}$ and $\mu_2 = \{u_2\}$. Then, for each $i = 3, 4, \dots, n$, set $\mu_i = \mu_{i-2} \cup \{u_i\}$. Finally, set $\mu^* = \{v_1, \dots, v_n\}$.

Since all vertices u_1, \dots, u_n have to lie outside region $R(\mu^*)$, in any $\langle 0, 0, \gamma \rangle$ -drawing of $C(G, T)$ the embedding of G is outerplanar.

We claim that, for each $i \in \{\frac{n}{2}, \frac{n}{2} + 2, \dots, n\}$ and $j \in \{\frac{n}{2} + 1, \frac{n}{2} + 3, \dots, n - 1\}$, the border of region $R(\mu_i)$ intersects $\Omega(n)$ times the border of region $R(\mu_j)$. Observe that the claim implies the theorem.

We prove the claim. Consider the border $B(\mu_i)$ of $R(\mu_i)$, for any $i \in \{\frac{n}{2}, \frac{n}{2} + 2, \dots, n\}$. First, for each $2 \leq k \leq \frac{n}{2}$ such that k is even, $B(\mu_i)$ properly crosses edge (v_k, u_k) in a point p_k and edge (v_{k+1}, u_k) in a point p'_k , given that μ_i contains u_k and does not contain v_k and v_{k+1} . Second, for each $1 \leq h \leq \frac{n}{2}$ such that h is odd, $B(\mu_i)$ does not cross edges (v_h, u_h) , given that μ_i contains neither u_h , nor v_h , nor v_{k+1} . Third, the intersection point of $B(\mu_i)$ with G that comes after p_k and p'_k is p_{k+2} , as otherwise $B(\mu_i)$ would not be a simple curve or an er -crossing would occur. Analogous considerations hold for each

$j \in \{\frac{n}{2} + 1, \frac{n}{2} + 3, \dots, n - 1\}$. Hence, the part of $B(\mu_i)$ between p'_k and p_{k+2} not containing p_k intersects the part of $B(\mu_j)$ between p'_{k+1} and p_{k+3} . This concludes the proof of the theorem. \square

5 Relationships between α , β and γ

In this section we discuss the interplay between ee -, er -, and rr -crossings for the realizability of $\langle \alpha, \beta, \gamma \rangle$ -drawings of clustered graphs.

As a first observation in this direction, we note that the result proved in Theorem 6 shows that there exist c -graphs for which allowing ee -, er -, and rr -crossing at the same time does not reduce the total number of crossings with respect to allowing only one type of crossings.

Next, we study the following question: suppose that a clustered graph $C(G, T)$ admits a $\langle 1, 0, 0 \rangle$ -drawing (resp. a $\langle 0, 1, 0 \rangle$ -drawing, resp. a $\langle 0, 0, 1 \rangle$ -drawing); does this imply that $C(G, T)$ admits a $\langle 0, \beta, 0 \rangle$ -drawing and a $\langle 0, 0, \gamma \rangle$ -drawing (resp. an $\langle \alpha, 0, 0 \rangle$ -drawing and a $\langle 0, 0, \gamma \rangle$ -drawing, resp. an $\langle \alpha, 0, 0 \rangle$ -drawing and a $\langle 0, \beta, 0 \rangle$ -drawing) with small number of crossings?

In following we prove that the answer to this question is often negative, as we can only prove (Theorem 13) that every graph admitting a drawing with one single er -crossing also admits a drawing with $O(n)$ ee -crossings, while in many other cases we can prove (Theorem 14) the existence of graphs that, even admitting a drawing with one single crossing of one type, require up to a quadratic number of crossings of a different type.

We first present Theorem 13. Observe that this theorem gives a stronger result than the one needed to answer the above question, as it proves that every $\langle \alpha, \beta, \gamma \rangle$ -drawing of a clustered graph can be transformed into a $\langle \alpha + \beta \cdot O(n), 0, \gamma \rangle$ -drawing.

Theorem 13. *Any n -vertex clustered graph admitting a $\langle 0, \beta, 0 \rangle$ -drawing also admits an $\langle \alpha, 0, 0 \rangle$ -drawing with $\alpha \in O(\beta n)$.*

PROOF. Let Γ be a $\langle 0, \beta, 0 \rangle$ -drawing of a clustered graph $C(G, T)$. We construct an $\langle \alpha, 0, 0 \rangle$ -drawing of $C(G, T)$ with $\alpha \in O(\beta n)$ by modifying Γ , as follows. For each cluster $\mu \in T$, consider the set of edges that cross the boundary of $R(\mu)$ at least twice. Partition this set into two sets E_{in} and E_{out} as follows. Each edge whose endvertices both belong to μ is in E_{in} ; each edge none of whose endvertices belongs to μ is in E_{out} ; all the other edges are arbitrarily placed either in E_{in} or in E_{out} . Fig. 15(a) represents a cluster μ and the corresponding set E_{out} . We describe the construction for E_{out} . For each edge $e \in E_{out}$ consider the set of curves obtained as $e \cap R(\mu)$, except for the curves having the endvertices of e as endpoints. Consider the set \mathcal{S} that is the union of the sets of curves obtained from all the edges of E_{out} . Starting from any point of the boundary of $R(\mu)$, follow such a boundary in clockwise order and assign increasing integer labels to the endpoints of all the curves in \mathcal{S} . See Fig. 15(b). Consider a curve $\zeta \in \mathcal{S}$ such that there exists no other curve $\zeta' \in \mathcal{S}$ whose both endpoints have a label that is between the labels of the two endpoints of ζ . Then, consider the edge e such that ζ is a portion of e . Consider two points p_1 and p_2 of e arbitrarily close to the two endpoints of ζ , respectively, and not contained into $R(\mu)$. Redraw the portion of e between p_1 and p_2 as a curve outside $R(\mu)$ following clockwise the boundary $B(\zeta, \mu)$ of $R(\mu)$ between the smallest and the largest endpoint of ζ , and arbitrarily close to $B(\zeta, \mu)$ in such a way that it crosses only the edges that cross $B(\zeta, \mu)$ and the edges that used to cross the portion of e between p_1 and p_2 before redrawing it. See Fig. 15(c), where the curve ζ between 6 and 8 is redrawn. Remove ζ from \mathcal{S} and repeat such a procedure until \mathcal{S} is empty. Fig. 15(d) shows that final drawing obtained by applying the described procedure to the drawing in Fig. 15(a).

The construction for E_{in} is analogous, with the portion of e being redrawn inside $R(\mu)$. Observe that, every time the portion of an edge e between p_1 and p_2 , corresponding to a curve $\zeta \in \mathcal{S}$, is redrawn, an er -crossing is removed from the drawing and at most $O(n)$ ee -crossings between e and the edges crossing $B(\zeta, \mu)$ are added to the drawing. This concludes the proof of the theorem. \square

Finally, we present Theorem 14.

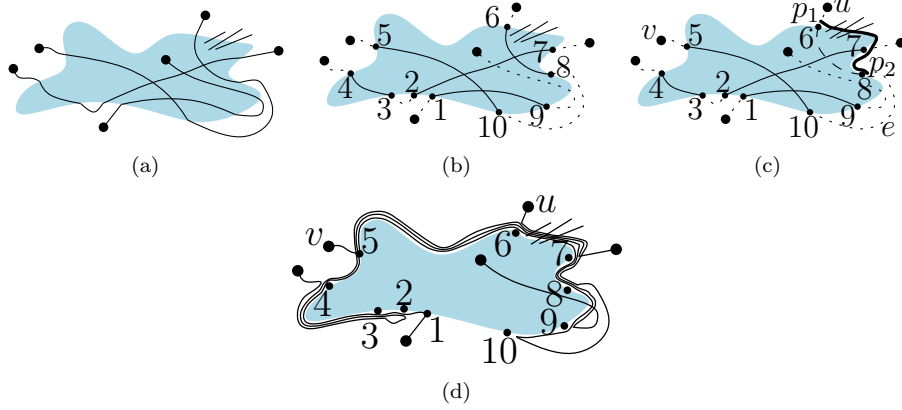


Figure 15: Illustration for Theorem 13. (a) A cluster μ with a set of edges crossing $R(\mu)$ at least twice and belonging to E_{out} . (b) The curves belonging to \mathcal{S} are represented by solid black curve segments, while the other portions of the edges are represented by dotted black curve segments. The intersection points between curves in \mathcal{S} and $R(\mu)$ are labeled with increasing integers. (c) The curve ζ between intersection points 6 and 8 that is a portion of edge $e = (u, v)$ is selected, since there exists no curve $\zeta' \in \mathcal{S}$ whose both endpoints have a label that is between 6 and 8. The old drawing of curve ζ is represented by a dashed curve segment, while the new drawing of ζ is represented by a fat solid curve. Note that the new drawing of ζ crosses all the edges that cross the boundary of $R(\mu)$ between 6 and 8. (d) The final drawing obtained by applying the described procedure to all the curves in \mathcal{S} .

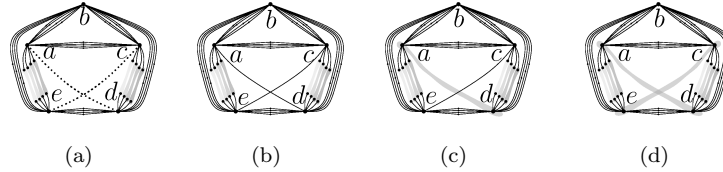


Figure 16: (a) C -graph C^* : dotted lines are placeholders for gadgets used in Theorems 6 and 14. (b) $\langle 1, 0, 0 \rangle$ -, (c) $\langle 0, 1, 0 \rangle$ -, and (d) $\langle 0, 0, 1 \rangle$ -drawing of C_1 , C_2 , and C_3 , respectively, of the proof of Theorem 14.

Theorem 14. *There exist clustered graphs C_1 , C_2 , and C_3 such that: (i) C_1 admits a $\langle 1, 0, 0 \rangle$ -drawing, $\beta \in \Omega(n^2)$ in every $\langle 0, \beta, 0 \rangle$ -drawing of C_1 , and $\gamma \in \Omega(n^2)$ in every $\langle 0, 0, \gamma \rangle$ -drawing of C_1 ; (ii) C_2 admits a $\langle 0, 1, 0 \rangle$ -drawing, $\alpha \in \Omega(n)$ in every $\langle \alpha, 0, 0 \rangle$ -drawing of C_2 , and $\gamma \in \Omega(n^2)$ in every $\langle 0, 0, \gamma \rangle$ -drawing of C_2 ; (iii) C_3 admits $\langle 0, 0, 1 \rangle$ -drawing, $\alpha \in \Omega(n^2)$ in every $\langle \alpha, 0, 0 \rangle$ -drawing, and $\beta \in \Omega(n)$ in every $\langle 0, \beta, 0 \rangle$ -drawing of C_3 .*

PROOF. We start by describing a clustered graph $C^*(G^*, T^*)$, that will be used as a template for the graphs in the proof. Graph G^* is obtained as follows. Refer to Fig. 16(a). Initialize $G^* = K_5(m)$, with $m \in \Omega(n)$, on vertices $\{a, b, c, d, e\}$. First, for each $u, v \in \{a, b, c, d, e\}$, with $u \neq v$, replace the set of m multiple edges $S(u, v)$ with a set $S(u, v)$ of m length-2 paths between u and v . Then, remove from G^* sets $S(a, d)$, $S(c, e)$, $S(a, e)$, and $S(c, d)$. Finally, for $i = 1, \dots, m$, add to G^* vertices $[ae]_i$, $[ea]_i$, $[cd]_i$, $[dc]_i$, and edges $(a, [ae]_i)$, $(e, [ea]_i)$, $(c, [cd]_i)$, $(d, [dc]_i)$. For $i = 1, \dots, m$, T^* contains clusters $\mu(a, e)_i = \{[ae]_i, [ea]_i\}$ and $\mu(c, d)_i = \{[cd]_i, [dc]_i\}$. Denote by $M(a, e) = \{(a, [ae]_i), (e, [ea]_i), \mu(a, e)_i | i = 1, \dots, m\}$ and $M(c, d) = \{(c, [cd]_i), (d, [dc]_i), \mu(c, d)_i | i = 1, \dots, m\}$.

- Clustered graph $C_1(G_1, T_1)$ is obtained by adding edges (a, d) and (c, e) to G^* and by setting $T_1 = T^*$. A $\langle 1, 0, 0 \rangle$ -drawing of C_1 is depicted in Fig. 16(b), where edges (a, d) and (c, e) cross.

Consider any $\langle 0, \beta, 0 \rangle$ -drawing Γ_β of C_1 which minimizes β and any $\langle 0, 0, \gamma \rangle$ -drawing Γ_γ of C_1 which

minimizes γ . In both Γ_β and Γ_γ , for $i = 1, \dots, m$, draw an edge $([ae]_i, [ea_i])$ inside region $R(\mu(a, e)_i)$ and an edge $([cd]_i, [dc_i])$ inside region $R(\mu(c, d)_i)$, and remove such regions. Then, remove edges (a, d) and (c, e) and draw two sets $S(a, d)$ and $S(c, e)$ of m multiple edges arbitrarily close to the drawings of (a, d) and (c, e) . The obtained drawings Γ_β and Γ_γ are both drawings of a subdivision of $K_5(m)$, and hence contain $\Omega(n^2)$ crossings.

Since Γ_β is a $\langle 0, \beta, 0 \rangle$ -drawing, each crossing in Γ_β involves exactly one edge in $\{([ae]_i, [ea_i]), ([cd]_i, [dc_i])\}$. Also, since Γ_β minimizes β , edges in $\{(a, d), (c, e)\}$ are not involved in any crossing in Γ_β , since both such edges are adjacent to an edge belonging to $M(a, e)$ and to an edge belonging to $M(c, d)$ (recall that adjacent edges do not cross in any drawing of a graph whose number of crossings is minimum). Thus, each crossing in Γ_β corresponds to an er -crossing in Γ_β , which implies that $\beta \in \Omega(n^2)$.

Since Γ_γ is a $\langle 0, 0, \gamma \rangle$ -drawing, each crossing in Γ_γ involves an edge $([ae]_i, [ea_i])$ and an edge $([cd]_i, [dc_i])$. Hence, each crossing in Γ_γ corresponds to an rr -crossing in Γ_γ , which implies that $\gamma \in \Omega(n^2)$.

- Clustered graph $C_2(G_2, T_2)$ is obtained by adding edge (c, e) to G^* and by adding a cluster $\mu(a, d) = \{a, d\}$ to T^* . A $\langle 0, 1, 0 \rangle$ -drawing of C_2 is depicted in Fig. 16(c), where edge (c, e) and region $R(\mu(a, d))$ cross.

Consider any $\langle \alpha, 0, 0 \rangle$ -drawing Γ_α of C_2 which minimizes α and any $\langle 0, 0, \gamma \rangle$ -drawing Γ_γ of C_2 which minimizes γ . In both Γ_α and Γ_γ , for $i = 1, \dots, m$, draw an edge $([ae]_i, [ea_i])$ inside region $R(\mu(a, e)_i)$ and an edge $([cd]_i, [dc_i])$ inside region $R(\mu(c, d)_i)$, and remove such regions. Then, draw a set $S(a, d)$ of m multiple edges inside $R(\mu(a, d))$ and remove such a region, and replace the drawing of (c, e) with a set $S(c, e)$ of m multiple edges arbitrarily close to it. The obtained drawings Γ_α and Γ_γ are both drawings of a subdivision of $K_5(m)$, and hence contain $\Omega(n^2)$ crossings.

Since Γ_α is an $\langle \alpha, 0, 0 \rangle$ -drawing, edges in $\{([ae]_i, [ea_i]), ([cd]_i, [dc_i])\} \cup S(a, d)$ are not involved in any crossing in Γ_α . Hence, if there exists a crossing in Γ_α that does not correspond to a ee -crossing in Γ_α , then such a crossing involves exactly one edge in $S(c, e)$. Thus, since $|S(c, e)| = m = O(n)$, since $S(c, e)$ corresponds to an edge (c, e) in Γ_α , and since there exist $\Omega(n^2)$ crossings in Γ_α , it follows that there exist $\Omega(n)$ ee -crossings in Γ_α .

Since Γ_γ is a $\langle 0, 0, \gamma \rangle$ -drawing that mimizes γ , each crossing in Γ_γ involves an edge $([ae]_i, [ea_i])$ and an edge $([cd]_i, [dc_i])$, as all edges in $S(a, d)$ are adjacent both to an edge belonging to $M(a, e)$ and to an edge belonging to $M(c, d)$ (recall that adjacent edges do not cross in any drawing of a graph whose number of crossings is minimum). Hence, each crossing in Γ_γ corresponds to an rr -crossing in Γ_γ , which implies that $\gamma \in \Omega(n^2)$.

- Clustered graph $C_3(G_3, T_3)$ is obtained by setting $G_3 = G^*$ and by adding clusters $\mu(a, d) = \{a, d\}$ and $\mu(c, e) = \{c, e\}$ to T^* . A $\langle 0, 0, 1 \rangle$ -drawing of C_3 is depicted in Fig. 16(d), where regions $R(\mu(a, d))$ and $R(\mu(c, e))$ cross.

Consider any $\langle \alpha, 0, 0 \rangle$ -drawing Γ_α of C_3 which minimizes α and any $\langle 0, \beta, 0 \rangle$ -drawing Γ_β of C_3 which minimizes β . In both Γ_α and Γ_β , for $i = 1, \dots, m$, draw an edge $([ae]_i, [ea_i])$ inside region $R(\mu(a, e)_i)$ and an edge $([cd]_i, [dc_i])$ inside region $R(\mu(c, d)_i)$, and remove such regions. Then, draw two sets $S(a, d)$ and $S(c, e)$ of m multiple edges inside $R(\mu(a, d))$ and $R(\mu(c, e))$, respectively, and remove such regions. The obtained drawings Γ_α and Γ_β are both drawings of a subdivision of $K_5(m)$, and hence contain $\Omega(n^2)$ crossings.

Since Γ_α is an $\langle \alpha, 0, 0 \rangle$ -drawing, edges in $\{([ae]_i, [ea_i]), ([cd]_i, [dc_i])\} \cup S(a, d) \cup S(c, e)$ are not involved in any crossing in Γ_α . Hence, each crossing in Γ_α corresponds to an ee -crossing in Γ_α , which implies that $\alpha \in \Omega(n^2)$.

Since Γ_β is a $\langle 0, \beta, 0 \rangle$ -drawing, each crossing in Γ_β involves exactly one edge in $\{([ae]_i, [ea_i]), ([cd]_i, [dc_i])\} \cup S(a, d) \cup S(c, e)$. Also, if there exists a crossing in Γ_β that does not correspond to an er -crossing in Γ_β , then such a crossing involves exactly one edge in $S(a, d) \cup S(c, e)$. Thus, since $|S(a, d)| = |S(c, e)| = m = O(n)$, since $S(a, d)$ and $S(c, e)$ correspond to edge (a, d) and (c, e) in Γ_β , and since there exist $\Omega(n^2)$ crossings in Γ_β , it follows that there exist $\Omega(n)$ er -crossings in Γ_β .

This concludes the proof of the theorem. \square

6 Complexity

In this section we study the problem of minimizing the number of crossings in $\langle \alpha, \beta, \gamma \rangle$ -drawings.

We define the problem (α, β, γ) -CLUSTERCROSSINGNUMBER ((α, β, γ) -CCN) as follows. Given a clustered graph $C(G, T)$ and an integer $k > 0$, problem (α, β, γ) -CCN asks whether $C(G, T)$ admits a $\langle \alpha, \beta, \gamma \rangle$ -drawing with $\alpha + \beta + \gamma \leq k$.

First, we prove that problem (α, β, γ) -CCN belongs to class NP.

Lemma 4. *Problem (α, β, γ) -CCN is in NP.*

PROOF. Similarly to the proof that the CROSSINGNUMBER problem is in NP [18], we need to “guess” a drawing of $C(G, T)$ with α ee -crossings, with β er -crossings, and with γ rr -crossings, for each choices of α , β , and γ satisfying $\alpha + \beta + \gamma \leq k$. This is done as follows. Let m be the number of edge-cluster pairs $\langle e, \mu \rangle$ such that one end-vertex of e is in μ and the other one is not. Let $0 \leq p \leq \gamma$ be a guess on the number of pairs of clusters that intersect each other. Let \mathcal{E} be a guess on the rotation schemes of the vertices of G . Arbitrarily orient each edge in G ; also, arbitrarily fix a “starting point” on the boundary of each cluster in T and orient such a border in any way.

For each edge e , guess a sequence of crossings $x_1, x_2, \dots, x_{k(e)}$ occurring along e while traversing it according to its orientation. Each of such crossings x_i is associated with: (1) the edge e' that crosses e in x_i or the cluster μ' such that the boundary of $R(\mu)$ crosses e in x_i ; and (2) a boolean value $b(x_i)$ stating whether e' (resp. the boundary of $R(\mu')$) crosses e from left to right according to the orientations of e and e' (resp. of e and the boundary of $R(\mu')$).

Analogously, for each cluster μ , guess a sequence of crossings $x_1, x_2, \dots, x_{k(\mu)}$ occurring along the boundary of $R(\mu)$ while traversing it from its starting point according to its orientation. Again, each of such crossings x_i is associated with: (1) the edge e' that crosses the boundary of $R(\mu)$ in x_i or the cluster μ' such that the boundary of $R(\mu)$ crosses the boundary of $R(\mu)$ in x_i ; and (2) a boolean value $b(x_i)$ stating whether e' (resp. the boundary of $R(\mu')$) crosses the boundary of $R(\mu)$ from left to right according to the orientations of the boundary of $R(\mu)$ and e' (resp. of the boundary of $R(\mu)$ and the boundary of $R(\mu')$). Observe that the guessed crossings respect constraints \mathcal{C}_1 , \mathcal{C}_2 , and \mathcal{C}_3 .

Crossings are guessed in such a way that there is a total number of α crossings between edge-edge pairs, a total number of $2\beta + 2m$ crossings between edge-cluster pairs, and a total number of $2\gamma + 2p$ crossings between cluster-cluster pairs, so that p pairs of clusters have a crossing.

We construct a graph G^* with a fixed rotation scheme around each vertex as follows. Start with G^* having the same vertex set of G and containing no edge. For each edge e in G , add to G^* a path starting at one end-vertex of e , ending at the other end-vertex of e , and containing a vertex for each crossing associated with e . For each cluster μ in T , add to G^* a cycle containing a vertex for each crossing associated with μ . This is done in such a way that one single vertex is introduced in G^* for each guessed crossing. The rotation scheme of each vertex in G^* that is also a vertex in G is the one in \mathcal{E} . The rotation scheme of each vertex in G^* corresponding to a crossing x_i is determined according to $b(x_i)$.

Check in linear time whether the constructed graph G^* with a fixed rotation scheme around each vertex is planar. For each cluster μ , check in linear time whether the cycle representing the boundary of $R(\mu)$ contains in its interior all and only the vertices of G and the clusters in T (that is, all the vertices of the cycles representing such clusters) it has to contain. Observe that, if the checks succeed and a planar drawing of G^* with the a fixed rotation scheme around each vertex can be constructed, the corresponding drawing of $C(G, T)$ is an $\langle \alpha, \beta, \gamma \rangle$ -drawing. \square

Second, we prove that (α, β, γ) -CCN is NP-complete, even in the case in which the underlying graph is planar, namely a forest of star graphs, by means of a reduction from the CROSSINGNUMBER problem.

Theorem 15. *Problem (α, β, γ) -CCN is NP-complete, even in the case in which the underlying graph is a forest of star graphs.*

PROOF. The membership in NP is proved in Lemma 4.

The NP-hardness is proved by means of a polynomial-time reduction from the CROSSINGNUMBER problem, which has been proved to be NP-complete by Garey and Johnson [18]. Given a graph G^* and an integer $k^* > 0$, the CROSSINGNUMBER problem consists of deciding whether G^* admits a drawing with at most k^* crossings.

We describe how to construct an instance $\langle C(G, T), k \rangle$ of (α, β, γ) -CCN starting from an instance $\langle G^*, k^* \rangle$ of CROSSINGNUMBER.

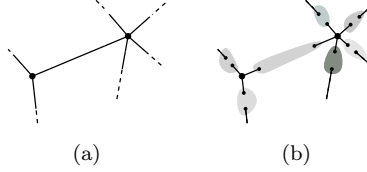


Figure 17: Illustration for the proof of Theorem 15: A part of graph G^* (a) and the corresponding part of $C(G, T)$ (b).

For each vertex v_i of G^* , G contains a star graph ξ_i with one internal node v_i and $\deg(v_i)$ leaves. Clustered graph $C(G, T)$ contains $|V^*| + |E^*|$ clusters defined as follows. For each vertex $v_i \in V^*$, T contains a cluster $\mu_i = \{v_i\}$. Also, for each edge (v_i, v_j) of E^* , T contains a cluster $\mu_{i,j}$ which includes a leaf of ξ_i and a leaf of ξ_j in such a way that each leaf belongs to exactly one cluster. See Fig.17. Further, set $k = k^*$. Observe that instance $\langle C(G, T), k \rangle$ can be constructed in polynomial time.

We show that instance $\langle C(G, T), k \rangle$ has a solution if and only if instance $\langle G^*, k^* \rangle$ has a solution.

Suppose that $\langle G^*, k^* \rangle$ admits a solution, that is, G^* has a drawing Γ^* with at most k^* crossings.

An $\langle \alpha, \beta, \gamma \rangle$ -drawing Γ of $C(G, T)$ with $\alpha + \beta + \gamma \leq k$ can be constructed as follows. Initialize $\Gamma = \Gamma^*$. For each vertex v_i of G^* , consider a disk d_i centered at v_i in Γ and containing neither another vertex nor a crossing point between two edges. Then, for each edge (v_i, v_j) in G^* , replace (v_i, v_j) in Γ with a path having two internal vertices $v_{i,j}$ and $v_{j,i}$ whose drawing is the same as the drawing of (v_i, v_j) . Vertices $v_{i,j}$ and $v_{j,i}$ are placed in such a way that they do not coincide with any crossing point between two edges in Γ . Draw a region $R(\mu_{i,j})$ representing cluster $\mu_{i,j}$ slightly surrounding edge $(v_{i,j}, v_{j,i})$ and remove $(v_{i,j}, v_{j,i})$ from Γ . Finally, represent each cluster μ_i in Γ as a region slightly surrounding disk d_i . Note that, by construction, each crossing between two edges in Γ^* corresponds to either a ee -crossing, or to a er -crossing, or to a rr -crossing in Γ . Hence, drawing Γ contains the same number of crossings as Γ^* , that is, at most $k^* = k$.

Suppose that $\langle C(G, T), k \rangle$ admits a solution, that is, $C(G, T)$ has an $\langle \alpha, \beta, \gamma \rangle$ -drawing Γ with $\alpha + \beta + \gamma \leq k$. A drawing Γ^* of G^* with at most k^* crossings can be constructed as follows. Initialize $\Gamma^* = \Gamma$. For each cluster $\mu_{i,j} = \{v_{i,j}, v_{j,i}\}$, draw an edge between $v_{i,j}$ and $v_{j,i}$ inside $R(\mu_{i,j})$. Then, for each two vertices v_i and v_j that are connected by a length-3 path $P(i, j)$ with internal vertices $v_{i,j}$ and $v_{j,i}$, replace $P(i, j)$ in Γ^* with an edge (v_i, v_j) whose drawing is the same as the drawing of $P(i, j)$ in Γ . Finally, for each cluster μ , remove region $R(\mu)$ from Γ^* .

Note that, by construction, each crossing (that is either an ee -crossing, or an er -crossing, or an rr -crossing) in Γ corresponds to a crossing between two edges in Γ^* . Hence, drawing Γ^* contains the same number of crossings as Γ , that is, at most $k = k^*$. This concludes the proof of the theorem. \square

As for the problems considered in the previous sections, it is interesting to study the (α, β, γ) -CCN problem when only one out of α , β , and γ is allowed to be different from 0. We call α -CCN, β -CCN, and γ -CCN the corresponding decision problems.

We observe that the result proven in Theorem 15 implies that all of α -CCN, β -CCN, and γ -CCN are NP-complete, even in the case in which the underlying graph is planar, namely a forest of star graphs.

In the following we prove that stronger results can be found for α -CCN and β -CCN, by giving NP-hardness proofs for more restricted clustered graph classes.

Theorem 16. *Problem α -CCN is NP-complete even in the case in which the underlying graph is a matching.*

PROOF. The membership in NP follows from Lemma 4.

The NP-hardness is proved by means of a polynomial-time reduction from the known CROSSINGNUMBER problem [18].

We describe how to construct an instance $\langle C(G,T), k \rangle$ of α -CCN starting from an instance $\langle G^*, k^* \rangle$ of CROSSINGNUMBER. See Figs. 18(a)-(b). For each vertex v_i of G^* , add a set of $\deg(v_i)$ vertices to G and add a cluster μ_i containing such vertices to T . For each edge (v_i, v_j) in G^* , add an edge to G connecting a vertex in μ_i to a vertex in μ_j in such a way that each vertex of G has degree one. Notice that G is a matching. Further, set $k = k^*$. Observe that instance $\langle C(G,T), k \rangle$ can be constructed in polynomial time.

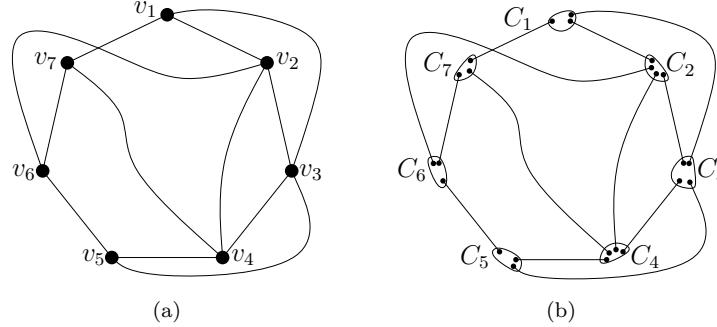


Figure 18: (a) Graph G^* in the proof of Theorem 16. (b) The clustered graph $C(G,T)$ corresponding to G^* .

We show that instance $\langle C(G,T), k \rangle$ has a solution if and only if instance $\langle G^*, k^* \rangle$ has a solution.

Suppose that $\langle G^*, k^* \rangle$ admits a solution, that is, G^* has a drawing Γ^* with at most k^* crossings. An $\langle \alpha, 0, 0 \rangle$ -drawing Γ of $C(G,T)$ with $\alpha \leq k$ can be constructed as follows. Initialize $\Gamma = \Gamma^*$. For each vertex v_i of G^* , consider a disk d_i centered at v_i in Γ and containing neither another vertex nor a crossing point between two edges. Then, for each edge (v_i, v_j) in G^* , place a vertex v'_i on the intersection between (v_i, v_j) and the boundary of d_i , place a vertex v'_j on the intersection between (v_i, v_j) and the boundary of d_j , and replace edge (v_i, v_j) in Γ with edge (v'_i, v'_j) . Finally, remove each vertex v_i of G^* from Γ and represent each cluster μ_i in Γ as a region slightly surrounding disk d_i . Since each edge in Γ is represented as a Jordan curve that is a subset of the Jordan curve representing an edge in Γ^* , drawing Γ contains at most the same number of crossings as Γ^* .

Suppose that $\langle C(G,T), k \rangle$ admits a solution, that is, $C(G,T)$ has an $\langle \alpha, 0, 0 \rangle$ -drawing Γ with $\alpha \leq k$. A drawing Γ^* of G^* with at most k^* crossings can be constructed as follows. Place vertex v_i on any interior point of region $R(\mu_i)$. For each intersection point between the boundary of $R(\mu_i)$ and an edge incident to μ_i , draw a curve connecting v_i so that such curves do not cross each other. Remove each vertex v'_i and, for each edge e incident to v'_i , the part of e which lies inside $R(\mu_i)$. Also, remove all the regions representing clusters of T . The crossings in the resulting drawing Γ^* of G^* are a subset of the ee -crossings in Γ . Namely, the curves that exist in Γ^* and do not exist in Γ do not cross any edge of G^* , given that Γ has no er -crossing. This concludes the proof of the theorem. \square

Theorem 17. *Problem β -CCN is NP-complete even for c -connected flat clustered graphs in which the underlying graph is a triconnected planar multigraph.*

PROOF. The membership in NP follows from Lemma 4.

The NP-hardness is proved by means of a polynomial-time reduction from the NP-complete [17] problem STEINERTREEPLANARGRAPHS (STPG), which is defined as follows: Given a planar graph $G(V, E)$ whose edges have weights $w : E \rightarrow \mathbb{N}$, given a set $S \subset V$ of *terminals*, and given an integer k , does a tree $T^*(V^*, E^*)$ exist such that (1) $V^* \subseteq V$, (2) $E^* \subseteq E$, (3) $S \subseteq V^*$, and (4) $\sum_{e \in E^*} w(e) \leq k$? The edge weights in w are bounded by a polynomial function $p(n)$ (see [17]). We are going to use the variant of STPG in which (A)

G is a subdivision of a triconnected planar graph, where each subdivision vertex is not a terminal, and (B) all the edge weights are equal to 1.

In the following we sketch a reduction from STPG to STPG with the described properties. Let G be any edge-weighted planar graph. Augment G to any triconnected planar graph $G'(V', E')$ by adding dummy edges and by assigning weight $w(e) = 3n \cdot p(n)$ to each dummy edge e . Then, replace each edge e of G with a path $P(e)$ with $w(e)$ edges, each with weight 1, hence obtaining a planar graph $G''(V'', E'')$. Let the terminals of G be the same terminals of G . Note that, by construction, G satisfies Properties (A) and (B). Also, since $|V''| \in O(n^2 \cdot p(n))$, the described reduction is polynomial.

We prove that $\langle G, S, k \rangle$ is a positive instance of STPG if and only if $\langle G'', S, k \rangle$ is a positive instance of the considered variant of STPG.

Suppose that $\langle G, S, k \rangle$ is a positive instance of STPG, i.e., there exists a tree $T^*(V^*, E^*)$ such that (1) $V^* \subseteq V$, (2) $E^* \subseteq E$, (3) $S \subseteq V^*$, and (4) $\sum_{e \in E^*} w(e) \leq k$. Then, we construct a solution $T^\diamond(V^\diamond, E^\diamond)$ of $\langle G'', S, k \rangle$ as follows. Initialize $V^\diamond = E^\diamond = \emptyset$. For each edge $e \in E^*$, add all the vertices of $P(e)$ to V^\diamond and add all the edges of $P(e)$ to E^\diamond . It is easy to see that, with this construction, $T^\diamond(V^\diamond, E^\diamond)$ satisfies properties (1)–(4); in particular, $\sum_{e \in E^\diamond} w(e) = \sum_{e \in E^*} w(e) \leq k$.

Suppose that $\langle G'', S, k \rangle$ is a positive instance of the variant of STPG, i.e., there exists a tree $T^\diamond(V^\diamond, E^\diamond)$ such that (1) $V^\diamond \subseteq V''$, (2) $E^\diamond \subseteq E''$, (3) $S \subseteq V^\diamond$, and (4) $\sum_{e \in E^\diamond} w(e) \leq k$. Assume that T^\diamond is the *optimal* solution to $\langle G'', S, k \rangle$, i.e., there exists no tree $T^\sharp(V^\sharp, E^\sharp)$ such that $T^\sharp(V^\sharp, E^\sharp)$ is a solution to $\langle G'', S, k \rangle$ and $\sum_{e \in E^\sharp} w(e) < \sum_{e \in E^\diamond} w(e)$. Observe that, if an edge of a path $P(e)$ belongs to E^\diamond , then all the edges of $P(e)$ belong to E^\diamond . Moreover, no edge of a path $P(e)$ such that e is a dummy edge belongs to E^\diamond , since $\sum_{e \in P(e) | e \text{ is a dummy edge}} w(e) = 3np(n)$, that is, the total weight of the edges of each path $P(e)$ such that e is a dummy edge is larger than the total weight of all the edges of E that are not part of a path $P(e)$ such that e is a dummy edge. We construct a solution $T^*(V^*, E^*)$ of $\langle G, S, k \rangle$ as follows. Initialize $V^* = E^* = \emptyset$. For each edge $e \in E$ such that E^\diamond contains the edges of $P(e)$, add the endvertices of e to V^* and add e to E^* .

Next we show a polynomial-time reduction from the variant of STPG in which all the instances satisfy Properties (A) and (B) to β -CCN. Refer to Fig. 19. Let $\langle G, S, k \rangle$ be an instance of the variant of STPG. Since G is a subdivision of a triconnected planar graph, it admits a unique planar embedding, up to a flip and to the choice of the outer face. Construct a planar embedding Γ_G of G in such a way that a vertex $s^* \in S$ is incident to the outer face. Construct the dual graph H of Γ_G in such a way that the outer face of H is dual to s^* . Note that, since G is a subdivision of a triconnected planar graph, its dual H is a planar triconnected multigraph. For each terminal $s \in S$ with $s \neq s^*$, consider the set $E_G(s)$ of the edges incident to s in G and consider the face f_s of H composed of the edges that are dual to the edges in $E_G(s)$; add s to the vertex set of H , embed it inside f_s , and connect it to the vertices incident to f_s . Observe that s^* does not belong to H . Denote by f^* the outer face of the resulting embedded graph H . Define the inclusion tree T as follows. For each vertex $s_i \in S$, with $1 \leq i \leq |S|$, T has a cluster $\mu_i = \{s_i\}$; all the other vertices in the vertex set of H belong to the same cluster ν . Then, the instance of β -CCN is $\langle C(H, T), k \rangle$.

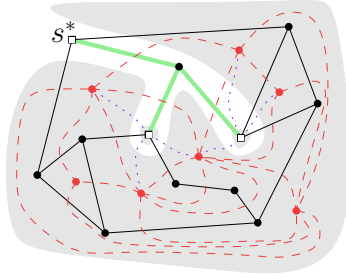


Figure 19: Illustration for the proof of Theorem 17. Solid (black) lines are edges of G ; dashed (red) and dotted (blue) lines are edges of H ; black circles and white squares are non-terminal vertices and terminals in G , respectively; finally, red circles and white squares are vertices in H .

We show that $\langle C(H, T), k \rangle$ admits a solution if and only if $\langle G, S, k \rangle$ does.

Suppose that $\langle G, S, k \rangle$ admits a solution T^* . Construct a planar embedding of H with outer face f^* . Construct a drawing of cluster ν as a simple region $R(\nu)$ that entirely encloses H , except for a small region surrounding T^* (observe that such a simple region $R(\nu)$ exists since s^* is in f^*). Draw each cluster μ_i as a region $R(\mu_i)$ surrounding s_i sufficiently small so that it does not intersect $R(\nu)$. Observe that the resulting drawing of $C(H, T)$ is a $\langle 0, \beta, 0 \rangle$ -drawing. Moreover, $R(\nu)$ intersects all and only the edges dual to edges in T^* , hence there are at most k edge-region crossings, that is, $\beta \leq k$.

Suppose that $C(H, T)$ admits a $\langle 0, \beta, 0 \rangle$ -drawing Γ with at most k edge-region crossings. Consider the graph T^* composed of the edges that are dual to the edges of H participating in some edge-region crossing. We claim that T^* has at least one edge incident to each terminal in S and that T^* is connected. The claim implies that T^* is a solution to the instance $\langle G, S, k \rangle$ of STPG, since T^* has at most k edges. Consider any terminal $s \in S$. If none of the edges incident to s in G belongs to T^* , it follows that none of the edges of H incident to face f_s has a crossing with the region $R(\nu)$ representing ν in Γ . If $s \neq s^*$, then since all the vertices incident to f_s have to lie inside $R(\nu)$, we have that either $R(\nu)$ is not a simple region or it contains s , in both cases contradicting the assumption that Γ is a $\langle 0, \beta, 0 \rangle$ -drawing. Also, if $s = s^*$, then we have that either $R(\nu)$ is not a simple region or it contains all the vertices of H , and hence also vertices not in ν , in both cases contradicting the assumption that Γ is a $\langle 0, \beta, 0 \rangle$ -drawing. Suppose that T^* contains (at least) two connected components T_1^* and T_2^* . At most one of them, say T_1^* , might contain s^* . Hence, none of the edges of T_2^* is dual to an edge incident to f^* . Therefore, there exists a bounded region of the plane that does not belong to $R(\nu)$ and that is enclosed by the boundary of $R(\nu)$, thus implying that $R(\nu)$ is not a simple region. This concludes the proof of the theorem. \square

7 Open Problems

Given a clustered graph whose underlying graph is planar we defined and studied its $\langle \alpha, \beta, \gamma \rangle$ -drawings, where the number of ee -, er -, and rr -crossings is equal to α , β , and γ , respectively.

This paper opens several problems. First, some of them are identified by non-tight bounds in the tables of the Introduction. Second, in order to study how allowing different types of crossings impacts the features of the drawings, we concentrated most of the attention on $\langle \alpha, \beta, \gamma \rangle$ -drawings where two out of α , β , and γ are equal to zero. It would be interesting to study classes of clustered graphs that have drawings where the values of α , β , and γ are balanced in some way. Third, we have seen that not all clustered graphs whose underlying graph is planar admit $\langle 0, 0, \gamma \rangle$ -drawings. It would be interesting to characterize the class of clustered graphs that admit one and to extend our testing algorithm to simply-connected clustered graphs.

References

- [1] P. Angelini, F. Frati, and M. Patrignani. Splitting clusters to get c-planarity. In *GD*, volume 5849 of *LNCS*, pages 57–68, 2010.
- [2] K. S. Booth and G. S. Lueker. Testing for the consecutive ones property, interval graphs, and graph planarity using pq-tree algorithms. *J. Comput. Syst. Sci.*, 13(3):335–379, 1976.
- [3] P. Braß, E. Cenek, C. A. Duncan, A. Efrat, C. Erten, D. Ismailescu, S. G. Kobourov, A. Lubiw, and J. S. B. Mitchell. On simultaneous planar graph embeddings. *Comput. Geom.*, 36(2):117–130, 2007.
- [4] S. Cornelsen and D. Wagner. Completely connected clustered graphs. *Journal of Discrete Algorithms*, 4(2):313–323, 2006.
- [5] P. F. Cortese and G. Di Battista. Clustered planarity (invited lecture). In *Twenty-first annual symposium on Computational Geometry (proc. SoCG 05)*, ACM, pages 30–32, 2005.

- [6] P. F. Cortese, G. Di Battista, F. Frati, M. Patrignani, and M. Pizzonia. C-planarity of c-connected clustered graphs. *J. Graph Alg. Appl.*, 12(2):225–262, 2008.
- [7] P. F. Cortese, G. Di Battista, M. Patrignani, and M. Pizzonia. Clustering cycles into cycles of clusters. *J. Graph Alg. Appl.*, 9(3):391–413, 2005.
- [8] P. F. Cortese, G. Di Battista, M. Patrignani, and M. Pizzonia. On embedding a cycle in a plane graph. *Discrete Mathematics*, 309(7):1856–1869, 2009.
- [9] E. Dahlhaus. A linear time algorithm to recognize clustered graphs and its parallelization. In *Proc. Latin American Theoretical Informatics*, volume 1380 of *LNCS*, pages 239–248, 1998.
- [10] G. Di Battista and F. Frati. Efficient c-planarity testing for embedded flat clustered graphs with small faces. *J. Graph Alg. Appl.*, 13(3):349–378, 2009.
- [11] G. Di Battista and R. Tamassia. On-line maintenance of triconnected components with SPQR-trees. *Algorithmica*, 15(4):302–318, 1996.
- [12] G. Di Battista and R. Tamassia. On-line planarity testing. *SIAM J. Comput.*, 25:956–997, 1996.
- [13] C. Erten and S. G. Kobourov. Simultaneous embedding of planar graphs with few bends. *J. Graph Algorithms Appl.*, 9(3):347–364, 2005.
- [14] Q. Feng, R. F. Cohen, and P. Eades. Planarity clustered graphs. In *Proc. European Symposium on Algorithms*, volume 979 of *LNCS*, pages 213–226, 1995.
- [15] Q. W. Feng, R. F. Cohen, and P. Eades. How to draw a planar clustered graph. In *COCOON'95*, volume 959 of *LNCS*, pages 21–30, 1995.
- [16] M. Forster. *Crossings in clustered level graphs*. PhD thesis, University of Passau, 2005.
- [17] M. R. Garey and D. S. Johnson. The Rectilinear Steiner Tree Problem is NP-Complete. *SIAM J. Appl. Math.*, 32:826–834, 1977.
- [18] M. R. Garey and D. S. Johnson. Crossing Number is NP-Complete. *SIAM Journal on Algebraic and Discrete Methods*, 4(3):312–316, 1983.
- [19] Alessandro Marcandalli Giuseppe Di Battista, Walter Didimo. Planarization of clustered graphs. In P. Mutzel, M. Juenger, and S. Leipert, editors, *Graph Drawing (Proc. GD '01)*, volume 2265 of *Lecture Notes in Computer Science*, pages 60–74, 2002.
- [20] M. T. Goodrich, G. S. Lueker, and J. Z. Sun. C-planarity of extrovert clustered graphs. In *GD*, volume 3843 of *LNCS*, pages 211–222, 2006.
- [21] C. Gutwenger, M. Jünger, S. Leipert, P. Mutzel, M. Percan, and R. Weiskircher. Advances in c-planarity testing of clustered graphs. In *GD'02*, *LNCS*, pages 220–235, 2002.
- [22] C. Gutwenger and P. Mutzel. A linear time implementation of SPQR-trees. In J. Marks, editor, *Graph Drawing (GD '00)*, volume 1984 of *LNCS*, pages 77–90, 2001.
- [23] V. Jelinek, E. Jelinkova, J. Kratochvil, and B. Lidicky. Clustered planarity: Embedded clustered graphs with two-component clusters. In *GD '08*, volume 5417 of *LNCS*, pages 121–132, 2008.
- [24] V. Jelínek, O. Suchý, M. Tesar, and T. Vyskocil. Clustered planarity: Clusters with few outgoing edges. In *GD '08*, pages 102–113, 2009.
- [25] E. Jelinkova, J. Kara, J. Kratochvil, M. Pergel, O. Suchy, and T. Vyskocil. Clustered planarity: Small clusters in eulerian graphs. In *GD '07*, volume 4875 of *LNCS*, pages 303–314, 2007.

- [26] F. Kammer. Simultaneous embedding with two bends per edge in polynomial area. In *SWAT*, volume 4059 of *LNCS*, pages 255–267, 2006.
- [27] J. Pach and G. Tóth. Which crossing number is it anyway? *J. Comb. Theory, Ser. B*, 80(2):225–246, 2000.