

JIGSAW PERCOLATION: CAN A RANDOM GRAPH SOLVE A PUZZLE?

CHARLES D. BRUMMITT, SHIRSHENDU CHATTERJEE, PARTHA S. DEY,
AND DAVID SIVAKOFF

ABSTRACT. We introduce a new kind of percolation on finite graphs called *jigsaw percolation*. This model attempts to capture networks of people who innovate by merging ideas and who collaboratively solve problems by piecing together solutions. Each node of a graph (regarded as a person in a social network) has a unique piece of a jigsaw puzzle. Acquainted people with compatible puzzle pieces merge their puzzle pieces. More generally, groups of people with merged puzzle pieces merge if the groups know one another and have a pair of compatible puzzle pieces. The social network solves the puzzle if it eventually merges all the puzzle pieces. For the case of an Erdős-Rényi social network with n vertices and edge probability p_n , we define the critical value $p_c(n)$ for an arbitrary connected puzzle graph to be the value of p_n for which the probability of solving the puzzle equals $1/2$. We prove that when the puzzle graph is the n -cycle, then $p_c(n) = \Theta(1/\log n)$. For an arbitrary connected puzzle graph with bounded maximum degree (as $n \rightarrow \infty$), we prove that $p_c(n) = O(1/\log n)$ and $p_c(n) = \omega(1/n^b)$ for any $b > 0$. These results provide a mechanism for the recent statistical claims that the more people interact, the more they innovate.

1. INTRODUCTION

Creativity and innovation can seem like magic [30]. But what unifies the way people innovate and solve complex problems is that they collectively combine ideas and solutions. In short, innovation and problem solving are often social endeavors. The notion of lone geniuses experiencing eureka moments is a myth; instead, most breakthroughs in science, art and business emerge from connected groups of people exchanging and merging ideas [27, 45, 14].

Consider first that many of the most successful creative works—from inventions [27] to Broadway musicals [45, 44] to software [22]—combine expertise and ideas from different disciplines. With new digital tools, creativity has become even more collaborative and social [36]. One can collect and prioritize ideas from thousands of people [41]; iteratively improve ideas using multiple crowds [38]; synthesize others' artwork [19]; and invent and design home products, clothing and cars in collaboration with thousands of people [34, 17].

Next consider problem solving. Finding creative solutions to urban planning [2], software design [22] and open questions in science [46, 28] increasingly requires teams of people who combine diverse expertise and ideas. Again, digital tools empower large

Date: October 24, 2022.

2010 Mathematics Subject Classification. Primary: 60K35 (percolation), 91D30 (social networks); Secondary: 05C80 (random graphs).

Key words and phrases. Percolation, social networks, random graph, phase transition.

networks of people to collaboratively solve problems by combining ideas and partial solutions. Examples include addressing climate change [26], designing software [31], and collaborating using a wiki to prove mathematical conjectures [20]. With mild incentives and simple Internet applications, one can leverage social networks to collectively assemble solutions, such as finding objects or people in a large country [40], piecing together shredded paper [39], or collaboratively solving complex tasks using CrowdForge and Amazon’s Mechanical Turk [29].

Companies increasingly recognize the importance of collaboration for innovation. Many companies connect their employees using internal social networks (such as IBM’s Beehive [37]) and expertise location systems (such as Tacit [11]) to find compatible ideas and expertise. When they cannot find the right combination of expertise internally, companies outsource their most difficult R&D problems to combine and leverage knowledge from around the world, using services like Innocentive¹ and Kaggle².

Technology is not the only reason for the increase in collaboration. The consistent rise in scientific collaboration among universities, for instance, predates the Internet and has grown stably over time [46]. As knowledge and specialization grow, so does the need to collaborate (often across disciplines) in order to advance science [46, 28] and other creative endeavors [45, 44].

Researchers have begun to study how the structure of social networks correlates empirically with their creative and team output, such as in Broadway musicals [45, 44], scientific breakthroughs [9, 18, 32] and sports teams [15]. For instance, producers of the most successful Broadway musicals have an intermediate number of triangles in their collaboration network, to balance the creative input of new collaborators with the creative stagnation (yet greater familiarity) of past collaborators [45, 44]. In general, teams solve problems better than individuals do, as demonstrated in experiments using human subjects [24, 12, 35].

However, the dynamics occurring in creative social networks has remained elusive³. Epidemic models of single ideas that spread like a slow, hard-to-catch disease in a social network [5, 7] do not model the space of ideas and how ideas recombine to form new knowledge [32]. Other models of scientific discovery and innovation include ant colony models, in which scientists seek papers to cite like ants seek food; information foraging theory, to model the costs and benefits of hunting for references in bibliographic habitats; the A–B–C model of finding triadic closure among ideas; and bridging structural holes (gaps between dense communities of networks) in networks of people and ideas [10].

Although some of these frameworks model the space of ideas, none also model how people collaborate as they combine ideas with one another. A better understanding of such dynamics may elucidate phase transitions in the creativity of social networks. Such phase transitions may explain why some communities in history (such as ancient Greece, Renaissance Florence and Elizabethan England) [3], companies (Apple, 3M,

¹ <http://www.innocentive.com/>

² <http://www.kaggle.com/>

³ “...little is known about how teamwork leads to greater creativity” [15]. “...discovery involves complex social and cognitive processes and may not be predictable in detail” [6]. “...traditional epidemiological approaches need to be refined to take knowledge heterogeneity into account and preserve the system’s ability to promote creative processes of novel recombinations of ideas.” [32]

Google) [33] and cities (Silicon Valley, Tel Aviv) [8, 33] are so innovative and why other networks lie in sub-optimal creative states.

1.1. Motivation for the jigsaw dynamic. Here we introduce a novel kind of percolation on finite graphs that models a creative network of people merging compatible ideas into bigger and better ideas. The model is reminiscent of other models of percolation on graphs, such as bond percolation [23] and bootstrap percolation [25].

Consider a social network of n people with vertex set $V = \{1, 2, \dots, n\}$, each of whom has a unique “partial idea” that could merge with one or more other partial ideas belonging to other people. These “partial ideas” can be thought of as pieces of a jigsaw puzzle: An idea is compatible with certain other ideas, just as a piece of a jigsaw puzzle can join with certain other puzzle pieces in the correct solution of the puzzle. Thus we use “ideas” and “puzzle pieces” interchangeably. The network of *who knows whom* is a graph (V, E_{people}) , called the *people graph*. The network of *which partial ideas are compatible* (and thus can be merged into a bigger, better idea) is a graph (V, E_{puzzle}) , called the *puzzle graph*. In this paper, we assume each person has a unique idea, so there are n ideas (puzzle pieces), and the system of people and their compatible ideas is a graph with two sets of edges, E_{people} and E_{puzzle} .⁴

We propose a natural dynamics for people to merge their compatible ideas (puzzle pieces). If two people u, w know one another and have compatible puzzle pieces (i.e., $uw \in E_{\text{people}} \cap E_{\text{puzzle}}$), then they merge their puzzle pieces. After u, w merge their puzzle pieces, we say that u, w belong to the same *jigsaw cluster* $U \subseteq V$. The general rule is that two jigsaw clusters U, W merge if at least two people (one from each cluster) know one another and at least two people have compatible puzzle pieces. More precisely, we say that jigsaw clusters U, W are *people-adjacent* if $uw \in E_{\text{people}}$ for some $u \in U, w \in W$; similarly, U, W are *puzzle-adjacent* if $u'w' \in E_{\text{puzzle}}$ for some $u' \in U, w' \in W$. Jigsaw clusters U, W merge if they are both people-adjacent and puzzle-adjacent.

The motivation for this dynamic is the notion that after merging their ideas, a group of people can use any of those ideas to merge with the ideas of other people whom they know. We illustrate this in Figure 1. Here two nodes u, w in different jigsaw clusters U, W know one another ($uw \in E_{\text{people}}$), but their puzzle pieces are incompatible ($uw \notin E_{\text{puzzle}}$). However, u and w have merged their puzzle pieces with those of u' and w' , respectively, and u' and w' do have compatible puzzle pieces ($u'w' \in E_{\text{puzzle}}$). Thus u can tell w about her friend u' , and w can tell u about his friend w' . Then u' and w' merge their compatible puzzle pieces, and the jigsaw clusters U and W merge.

1.2. Definition of jigsaw percolation. Formally, jigsaw percolation on $(V, E_{\text{people}}, E_{\text{puzzle}})$ proceeds in steps as follows. At every step $i \geq 0$, we have a collection \mathcal{C}_i of disjoint subsets of V , where the elements of \mathcal{C}_i , the jigsaw clusters, are labels on vertices that denote which puzzle pieces have merged by step i .

- 1) Initially, \mathcal{C}_0 is the set of singletons $\{\{v\} : v \in V\}$.
- 2) After the first step, \mathcal{C}_1 is the set of connected components in the graph $(V, E_{\text{people}} \cap E_{\text{puzzle}})$.

⁴Allowing a person to have multiple ideas or multiple people to have the same idea would require two vertex sets, which we leave for future work (see Section 5).

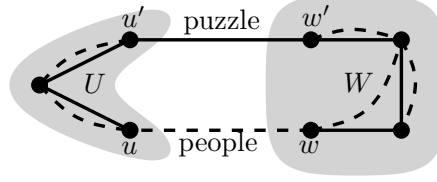


FIGURE 1. Illustration of the jigsaw dynamic. Dashed and solid edges denote the people and puzzle graphs, respectively. Jigsaw clusters U and W contain three and four nodes each. Nodes u, w know one another but do not have compatible puzzle pieces. However, they have merged their puzzle pieces with nodes u', w' , who do have compatible puzzle pieces. Thus U and W merge.

- 3) After step $i \geq 1$, we have a collection of jigsaw clusters \mathcal{C}_i that partition the set of vertices V . At step $(i + 1)$, we merge every pair of jigsaw clusters in \mathcal{C}_i that are both puzzle- and people-adjacent (see Figure 1).

Note that three or more jigsaw clusters can merge simultaneously, as illustrated in Figure 2.

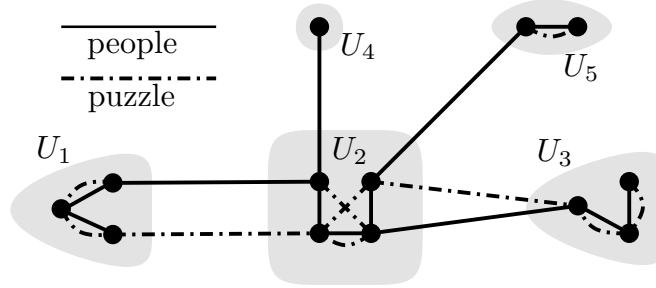


FIGURE 2. Jigsaw clusters $U_1, U_2, U_3, U_4, U_5 \in \mathcal{C}_i$ at stage i . At stage $i + 1$, jigsaw clusters U_1, U_2, U_3 merge.

The jigsaw dynamic can be defined recursively as follows. At step i , let \mathcal{E}_i be the unordered pairs of clusters in \mathcal{C}_i that are both people-adjacent and puzzle-adjacent. Then the jigsaw clusters in \mathcal{C}_{i+1} are given by the connected components of the graph $(\mathcal{C}_i, \mathcal{E}_i)$. Formally, the jigsaw clusters at stage $i + 1$ are obtained from those at stage i as

$$(1) \quad \mathcal{C}_{i+1} = \{\cup_{U \in A} U : A \text{ is a connected component of } (\mathcal{C}_i, \mathcal{E}_i)\}.$$

Given $(V, E_{\text{people}}, E_{\text{puzzle}})$, we merge jigsaw clusters until no more merges can be made, i.e., iterate Eq. (1) to a fixed point \mathcal{C}_∞ . After finitely many steps, no more merges can be made. We say that the people graph *solves the puzzle* if all nodes belong to the same jigsaw cluster at the end of the process (i.e., $\mathcal{C}_\infty = \{V\}$). Figure 3 illustrates a people graph that fails to solve a 2×2 puzzle.

An equivalent definition of the process that is elegant and simple to code on the computer is to iteratively contract nodes that are adjacent in $E_{\text{people}} \cap E_{\text{puzzle}}$ until no

more contractions are possible. The people graph solves the puzzle if this procedure ends with a single node.

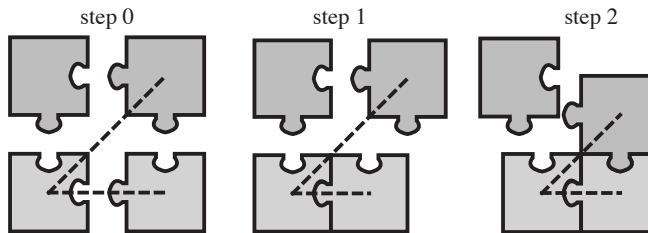


FIGURE 3. An example on a 2×2 , two-dimensional puzzle that is not completely solved. Edges in E_{people} are dashed lines.

1.3. Statement of results. In this paper, we consider people graphs that are Erdős-Rényi random graphs $\mathcal{G}(n, p_n)$, in which each possible edge appears independently with probability p_n , with associated probability distribution \mathbb{P}_{p_n} defined by

$$\mathbb{P}_{p_n}(u_1v_1, \dots, u_kv_k \in E_{\text{people}}) = p_n^k, \quad u_i \neq v_i \text{ and } u_iv_i \neq u_jv_j \forall i, j.$$

We fix a connected puzzle graph of size n with maximum degree bounded by an integer that does not depend on n . We are interested in the probability of the event

$$\text{Solve} := \{\text{the people graph solves the puzzle}\} = \{\mathcal{C}_\infty = \{V\}\}.$$

We denote this probability by $\mathbb{P}(\text{Solve})$, or by $\mathbb{P}_{p_n}(\text{Solve})$ to make explicit the particular value of p_n . Note that the jigsaw dynamic is *monotonic*, in that adding more edges to the people graph or to the puzzle graph cannot decrease the chance of solving the puzzle. Thus, for fixed n , $\mathbb{P}_p(\text{Solve})$ is nondecreasing with p . Trivially, $\mathbb{P}_0(\text{Solve}) = 0$ and $\mathbb{P}_1(\text{Solve}) = 1$. Furthermore, $\mathbb{P}_p(\text{Solve})$ is a polynomial in p of degree at most $\binom{n}{2}$. Thus for each n there exists a unique $p \in (0, 1)$ such that $\mathbb{P}_p(\text{Solve}) = 1/2$, and we make the following definition.

Definition 1. *The critical value $p_c(n)$ for solving a connected puzzle is the unique value of $p_n \in (0, 1)$ such that $\mathbb{P}_{p_n}(\text{Solve}) = 1/2$.*

Remark 1. *There is nothing special about the number 1/2. For our results we could have taken any fixed positive real number strictly smaller than 1. However, the critical value $p_c(n)$ depends on the particular choice of the puzzle graph.*

Remark 2. *If the people graph is not connected, then the puzzle can never be solved. Thus $p_c(n) \geq t_n$, where t_n is the unique real number such that $\mathbb{P}(\mathcal{G}(n, t_n) \text{ is connected}) = 1/2$. Asymptotically we have $t_n \approx (\log n - \log \log 2)/n$ (see [16]). Note that the equality $p_c(n) = t_n$ holds when the puzzle graph is the star graph $(\{1, 2, \dots, n\}, \{(i, n) : 1 \leq i < n\})$, because in this case the puzzle can be solved iff the people graph is connected.*

When dealing with sequences of non-negative real numbers, a_n and b_n , we use the following standard asymptotic notation: $a_n = O(b_n)$ means there exists $C > 0$ so that $a_n \leq Cb_n$ for all sufficiently large n , $a_n = \Theta(b_n)$ means $a_n = O(b_n)$ and $b_n = O(a_n)$, $a_n = o(b_n)$ means $a_n/b_n \rightarrow 0$ as $n \rightarrow \infty$, and $a_n = \omega(b_n)$ means $b_n = o(a_n)$.

Our main results are the following two theorems.

Theorem 1 (Ring puzzle). *If the people graph is the Erdős-Rényi random graph and the puzzle graph is the n -cycle, then*

$$\frac{1}{27 \log n} \leq p_c(n) \leq \frac{\pi^2}{6 \log n} (1 + o(1)).$$

Remark 3. *We did not attempt to optimize the constant $1/27$ in the lower bound; this value was chosen to make the proof easier to read. We believe that our upper bound may be tight (see Section 5), though we do not think that our proof method will yield an optimal lower bound.*

Theorem 2 (Connected puzzle of bounded degree). *For an Erdős-Rényi people graph solving a connected puzzle with bounded maximum degree, $p_c(n) = O(1/\log n)$ and $p_c(n) = \omega(1/n^b)$ for any $b > 0$.*

Remark 4. *The upper bound in Theorem 2 holds for any connected puzzle graph, even with maximum degree growing with n as $n \rightarrow \infty$ (see Proposition 1). The star graph example in Remark 2 provides a counterexample to the lower bound when the maximum degree is unbounded.*

Remark 5. *The jigsaw dynamic is symmetric under swapping the people and puzzle graphs. Thus, Theorems 1 and 2 also apply to a ring and bounded-degree people graph (respectively) solving an Erdős-Rényi puzzle.*

Some of the techniques in our proofs resemble those used for long range percolation and bootstrap percolation, though our arguments differ in key ways. In our proof of the lower bound on $p_c(n)$ for the ring puzzle graph, we show that a set of cut points, which must separate jigsaw clusters in the final configuration \mathcal{C}_∞ , exists with high probability for sufficiently small p . This is similar in spirit to finding a positive density of points over which no edge crosses to show that no infinite component exists in one-dimensional long range percolation [42, 13]. However, our argument that such a set of points exists is different, and we further require that the cut points be more or less evenly distributed around the cycle to obtain the correct order of magnitude for the lower bound.

In our proof of the upper bound on $p_c(n)$, we use the fact that once a sufficiently large, solved cluster emerges, then that cluster will inevitably continue to merge and ultimately solve the puzzle. As in bootstrap percolation on the lattice graph [1, 25], our upper bound arises from a sufficient condition for the formation of a large cluster.

For certain puzzle graphs, like the line segment in Figure 4, the jigsaw model vaguely resembles a directed version of two-dimensional bootstrap percolation. In this picture, a red (shaded) diamond at position (u, v) represents the presence of an edge in the people graph between vertices u and v . At every step i , the black “pyramids” represent the jigsaw clusters in \mathcal{C}_i . In the first two steps, merges of jigsaw clusters coincide with the evolution of the occupied set in the following version of bootstrap percolation: A white diamond becomes black if it has either two neighbors that are both black diamonds or three neighbors that are one black diamond and two black half-diamonds at the base, and a red diamond becomes black if it shares a border with a black diamond or a black half-diamond at the base. In the last step, however, the single red diamond at $(1, 6)$ causes the clusters $\{1, 2, 3\}$ and $\{4, 5, 6\}$ to merge in jigsaw percolation, but not in this modification of bootstrap percolation. Therefore, jigsaw percolation is a more global process than bootstrap percolation.

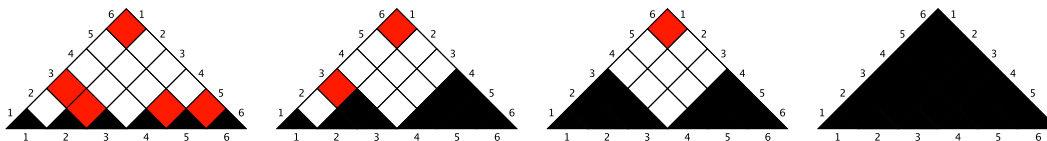


FIGURE 4. A representation of jigsaw percolation on a nearest-neighbor line graph with $V = \{1, 2, 3, 4, 5, 6\}$ (1 and 6 are not puzzle-neighbors in this example). A red (shaded) diamond at (u, v) represents an edge in the people graph between u and v . Black pyramids represent jigsaw clusters at that step of the percolation process. Initially, the clusters are the singletons (black half-diamonds). After one step, the clusters are $\{1\}, \{2, 3\}, \{4, 5, 6\}$; after two steps, the clusters are $\{1, 2, 3\}, \{4, 5, 6\}$; and after three steps, there is only one cluster, so the puzzle is solved.

Before proceeding, we note similarities between this model and several real world phenomena. First, it vaguely captures how people solve jigsaw puzzles: Dump the puzzle pieces on the table so that they land randomly, look for local connections, and then iteratively merge nearby clumps of merged puzzle pieces. Jigsaw percolation also resembles more consequential problems in several scientific fields. In protein assembly, peptides merge into meta-proteins, which further merge to form proteins [47]. Whether certain molecules merge together or tile the plane underly the computations of many DNA self-assembly systems [43]. Finally, in creative social networks ranging from companies to communities of scientists, people combine their compatible ideas into bigger, better ideas, in a manner vaguely similar to jigsaw percolation. The phase transition in the probability that a random graph solves a jigsaw puzzle begins to inform what properties of social networks facilitate their ability to collaboratively solve problems and to innovate.

1.4. Road map for the paper. In Section 2, we prove the upper bound on the critical value $p_c(n)$ for both Theorems 1 and 2. In Section 3, we prove the lower bound for the ring puzzle in Theorem 1, and in Section 4 we prove the lower bound for arbitrary puzzles with bounded maximum degree. In Section 5, we discuss simulations and open questions related to jigsaw percolation.

2. UPPER BOUND ON THE CRITICAL VALUE

In this section, we prove that the critical value has upper bound $\pi^2/(6 \log n)$ for any connected puzzle graph.

Proposition 1 (Upper bound for the critical value). *For an Erdős-Rényi people graph and any connected puzzle graph on n vertices, if $\lambda > \pi^2/6$ and $p_n = \lambda/\log n$ then*

$$\lim_{n \rightarrow \infty} \mathbb{P}_{p_n}(\text{Solve}) = 1.$$

Remark 6. *A close look at the proof of Proposition 1 reveals that the same conclusion is true as long as $p_n \geq \pi^2/(6 \log n) \cdot (1 + c \log \log n/\log n)$ for some constant $c \in (0, \infty)$.*

For simplicity, one can look at the ring puzzle graph (the n -cycle), with

$$E_{\text{puzzle}} = \{(1, 2), (2, 3), \dots, (n-1, n), (n, 1)\}.$$

The idea of the proof is the following sufficient condition to solve the ring puzzle, illustrated in Figure 5. Suppose that in the people graph, node 2 is adjacent to node 1; node 3 is adjacent to 1 or 2; node 4 is adjacent to 1, 2 or 3; and so on, so that node j is people-adjacent to at least one of $\{1, 2, \dots, j-1\}$ for all $2 \leq j \leq n$ (as illustrated in Figure 5). Then the people graph solves the puzzle.

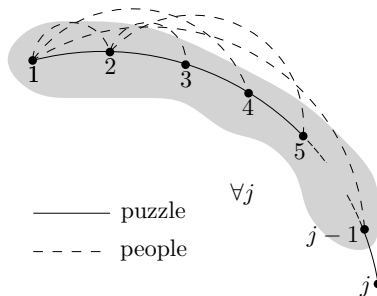


FIGURE 5. Illustration of the sufficient condition to solve the ring puzzle: j is people-adjacent to $\{1, 2, \dots, j-1\}$ for all $j = 2, 3, \dots, n$. This event is contained in the event **Solve**.

However to obtain a good bound, we do not consider solving the whole puzzle in the manner depicted in Figure 5. Instead, we partition the puzzle graph into disjoint blocks and use the sufficient condition depicted in Figure 5 within each block. If the blocks are sufficiently large, then solving just one block suffices to solve the whole puzzle. We call a set $U \subseteq V$ *internally solved* if the people graph induced on U can solve the puzzle graph induced on U .

Lemma 1. *Consider an Erdős-Rényi people graph and any connected puzzle graph on n vertices. Then for any fixed $\delta > 0$,*

$$\mathbb{P}_{p_n}(\text{Solve} \mid \exists \text{ an internally solved subset of size } \geq (1 + \delta) \log n / \epsilon_n) \geq 1 - n^{-\delta}$$

where $\epsilon_n := -\log(1 - p_n)$.

Proof. Suppose that there exists a *internally solved* subset U of size $m \geq (1 + \delta) \log n / \epsilon_n$. The probability that all of the remaining $n - m$ vertices in $V \setminus U$ are connected to U by a people edge is

$$(1 - (1 - p_n)^m)^{n-m} \geq (1 - e^{-\epsilon_n m})^n \geq 1 - ne^{-\epsilon_n m} \geq 1 - n^{-\delta}.$$

Note that by connectivity of the puzzle graph and people graph, the event that all vertices in $V \setminus U$ are connected to U by people edges implies **Solve**. The proof is now done, as the event that a particular set of vertices forms an *internally solved* subset depends only on the edge configurations within that set. \square

We use the following lemma to partition the puzzle graph into disjoint blocks. The motivation comes from analyzing the ring puzzle graph.

Lemma 2. *Let $m \geq 1$ be a fixed integer. For any connected graph G with vertex set V , there exists $k \geq |V|/(2m)$ and subsets $\mathcal{B}_1, \mathcal{B}_2, \dots, \mathcal{B}_k$ of V such that*

- i) $V = \cup_{i=1}^k \mathcal{B}_i$,*
- ii) $|\mathcal{B}_i| \in [m, 2m]$ for $i = 1, 2, \dots, k-1$ and $|\mathcal{B}_k| < 2m$,*
- iii) the induced subgraph on \mathcal{B}_i is connected for all $i = 1, 2, \dots, k$,*
- iv) \mathcal{B}_i and \mathcal{B}_j share at most one vertex in common for all $1 \leq i < j \leq k$.*

Proof. The proof is by induction on $n := |V|$. The lemma is obviously true for $n \leq 2m$, so let us assume that $n \geq 2m + 1$.

For any connected graph G of size n , fix a spanning tree T of G . If we remove a single vertex v_0 from the tree T , we will get finitely many disjoint components C_1, C_2, \dots, C_k , and each component has a unique marked vertex adjacent to v_0 in T . We consider three disjoint cases.

Case 1. If one of the components is of size in between $[m, 2m]$ we define this component as \mathcal{B}_1 and use induction on the graph G with the vertex set \mathcal{B}_1 removed, which is still connected.

Case 2. If all of the components are of size $< m$, define l as the smallest integer such that $|C_1| + |C_2| + \dots + |C_{l-1}| < m$ and $|C_1| + |C_2| + \dots + |C_l| \geq m$. Such an l exists, because $|C_1| + |C_2| + \dots + |C_k| = n - 1 > m$. Necessarily we have $|C_1| + |C_2| + \dots + |C_l| < 2m$, because $|C_i| < m$ for all i . We take $\mathcal{B}_1 := \cup_{i=1}^l C_i \cup \{v_0\}$ and use induction on the graph G with vertex set $\cup_{i=1}^l C_i$ removed (note that v_0 will appear in more than one subset, since it has not yet been removed from G).

Case 3. If none of the components are of size between $[m, 2m]$ and at least one component has size $> 2m$, we choose one such component (and ignore the other components), call it V_1 , and remove the marked vertex v_1 from it. We will get several new components, each containing a marked vertex adjacent to v_1 in T . We repeat this procedure until we reach the situation where the size of V_k is $> 2m$, but if we remove the marked vertex v_k from it, then all the resulting components are of size $\leq 2m$. If one of them has size more than m , we take that component as \mathcal{B}_1 , and continue by induction with the rest of the tree, which is connected by construction. If all of the components are of size $< m$, we follow the steps in Case 2 to define \mathcal{B}_1 and continue by induction.

To complete the proof we need to check properties iii) and iv) for each block \mathcal{B}_i , which follow easily from the spanning tree and marked vertex construction. \square

Proof of Proposition 1. Using Lemma 2, we partition the puzzle graph into blocks $\mathcal{B}_1, \mathcal{B}_2, \dots, \mathcal{B}_k$ of size $\leq 2m$ (where m is determined later) with $|\mathcal{B}_i| \geq m$ for all $i < k$. Note that $k \geq n/(2m)$. Let B_i be the event that block \mathcal{B}_i is solved using only people edges in block \mathcal{B}_i . Let $S := \sum_{i=1}^{k-1} \mathbb{1}_{B_i}$ be the number of blocks (excluding the last block \mathcal{B}_k) that are solved using people edges only within each block (i.e. internally solved). The events B_i are independent because the blocks use disjoint sets of edges, and they are Bernoulli random variables with mean $\mathbb{P}(B_i)$.

Next we show that if $p = \lambda/\log n$ with $\lambda > \pi^2/6$, then

$$\mathbb{P}(S \geq 1) \rightarrow 1 \text{ as } n \rightarrow \infty.$$

Consider the subgraph of the puzzle graph induced by \mathcal{B}_i . We can fix a rooted spanning tree and label the vertices with integers $1, 2, \dots, |\mathcal{B}_i|$ in such a way that the vertex with label j is puzzle-adjacent to the set of vertices with labels $\{1, 2, \dots, j-1\}$ in the spanning tree for all $j \geq 1$. As illustrated in Figure 5, a sufficient condition for B_i to occur is the event

$$\overline{B}_i := \{\text{for all } 1 \leq j \leq |\mathcal{B}_i|, \text{ the vertex labeled } j \text{ is people-adjacent to the set of vertices labeled } \{1, 2, \dots, j-1\} \subset B_i.\}$$

(Note that there are possibly other ways to solve the puzzle. For example, in the case of a ring puzzle, j is people-adjacent to $j+1$, and $j+1$ (but not j) is people-adjacent to $\{1, \dots, j-1\}$. Thus \overline{B}_1 is not a necessary condition for B_1 to occur, i.e., $\overline{B}_1 \subsetneq B_1$.) The events that $j+1$ is people-adjacent to $\{1, 2, \dots, j\}$ occur independently with probability $\geq 1 - (1 - p_n)^j$, so

$$\mathbb{P}(\overline{B}_i) \geq \prod_{j=1}^{|\mathcal{B}_i|-1} (1 - (1 - p_n)^j) \geq \prod_{j=1}^{2m} (1 - (1 - p_n)^j).$$

Thus the random variable S stochastically dominates $S' \sim \text{Binomial}(k-1, \prod_{j=1}^{2m} (1 - (1 - p_n)^j))$.

For $n \in \mathbb{N}$, let $\epsilon_n := -\log(1 - p_n)$, so that $1 - p_n = e^{-\epsilon_n}$. We use the next lemma to obtain a lower bound on

$$\log \mathbb{E} S' = \log(k-1) + \sum_{j=1}^{2m} \log(1 - e^{-j\epsilon_n}).$$

The proof of Lemma 3 follows the present proof.

Lemma 3. *Let $\theta(x) := -\int_0^x \log(1 - e^{-t}) dt$ for $x \in [0, \infty]$. If $\lim_{\epsilon \rightarrow 0} m_\epsilon \epsilon = x \in [0, \infty]$, then*

$$\lim_{\epsilon \rightarrow 0} \epsilon \sum_{i=1}^{m_\epsilon} \log(1 - e^{-i\epsilon}) = -\theta(x).$$

Moreover, for all $m \geq 1$ and $\epsilon > 0$,

$$(2) \quad \left| \sum_{i=1}^m \log(1 - e^{-i\epsilon}) + \frac{\pi^2}{6\epsilon} \right| \leq \frac{1}{2} \log \frac{2e^2}{\epsilon} + \frac{\pi^2}{6\epsilon e^{m\epsilon}}.$$

Fix $\delta \in (0, n/\lceil \log n/\epsilon_n \rceil - 1)$ and let $m = \lceil (1 + \delta)(\log n)/\epsilon_n \rceil$. Using Lemma 3, we estimate

$$\begin{aligned} \log \mathbb{E} S' &= \log\left(\frac{n}{2m} - 1\right) - \frac{\pi^2}{6\epsilon} + \left(\sum_{j=1}^{2m} \log(1 - e^{-j\epsilon}) + \frac{\pi^2}{6\epsilon} \right) \\ &\geq \left(1 - \frac{\pi^2}{6\lambda}\right) \log n - \log \frac{2m}{1 - 2m/n} - \frac{1}{2} \log \frac{2e^2}{\epsilon} - \frac{\pi^2}{6\epsilon e^{2m\epsilon}} \\ &\geq \left(1 - \frac{\pi^2}{6\lambda}\right) \log n - \frac{m}{n - 2m} - \frac{5}{2} \log \log n - \frac{1}{2} \log \frac{8e^2(1 + \delta)^2}{\lambda^3} - \frac{\pi^2 \log n}{6\lambda n^{2+2\delta}} \\ &\rightarrow \infty \text{ as } n \rightarrow \infty. \end{aligned}$$

Since S' is binomial, $\mathbb{E} S' \rightarrow \infty$ implies that $\mathbb{P}(S' \geq 1) \rightarrow 1$. Thus we have $\mathbb{P}(S \geq 1) \geq \mathbb{P}(S' \geq 1) \rightarrow 1$. On the event $\{S \geq 1\}$, the whole ring is solved with probability tending to one by Lemma 1 and the fact that $m \geq (1 + \delta)(\log n)/\epsilon_n$. The proof is complete. \square

Proof of Lemma 3. Note that

$$\begin{aligned} -\epsilon \sum_{i=1}^k \log(1 - e^{-i\epsilon}) &= \epsilon \sum_{i=1}^k \sum_{j=1}^{\infty} \frac{e^{-ij\epsilon}}{j} = \epsilon \sum_{j=1}^{\infty} \frac{1 - e^{-jk\epsilon}}{j(e^{j\epsilon} - 1)} \\ &= \sum_{j=1}^{\infty} \frac{1 - e^{-jk\epsilon}}{j^2} - \sum_{j=1}^{\infty} \frac{(1 - e^{-jk\epsilon})(e^{j\epsilon} - 1 - j\epsilon)}{j^2(e^{j\epsilon} - 1)}. \end{aligned}$$

Now using the power series expansion of e^x it is easy to see that $(e^x - 1 - x)/(e^x - 1) \leq \min\{x/2, 1\}$. Applying the last inequality we have

$$\begin{aligned} \sum_{j=1}^{\infty} \frac{(1 - e^{-jk\epsilon})(e^{j\epsilon} - 1 - j\epsilon)}{j^2(e^{j\epsilon} - 1)} &\leq \sum_{j=1}^{\infty} \frac{\min\{j\epsilon/2, 1\}}{j^2} \\ &\leq \sum_{j \leq m} \frac{\epsilon}{2j} + \sum_{j > m} \frac{1}{j^2} \leq \frac{\epsilon}{2}(\log m + 1) + \frac{1}{m} = \frac{\epsilon}{2} \log \frac{2e^2}{\epsilon} \end{aligned}$$

using $m = 2/\epsilon$. Thus, combining the last two displays,

$$(3) \quad \left| \sum_{i=1}^k \epsilon \log(1 - e^{-i\epsilon}) + \sum_{j=1}^{\infty} \frac{1 - e^{-jk\epsilon}}{j^2} \right| \leq \frac{\epsilon}{2} \log \frac{2e^2}{\epsilon}.$$

In particular, if $\lim_{\epsilon \rightarrow 0} k\epsilon = x \in [0, \infty]$, then interchanging the sum and the integral

$$\lim_{\epsilon \rightarrow 0} \epsilon \sum_{i=1}^{k\epsilon} \log(1 - e^{-i\epsilon}) = - \sum_{j=1}^{\infty} \frac{1 - e^{-jx}}{j^2} = - \sum_{j=1}^{\infty} \frac{1}{j} \int_0^x e^{-jt} dt = \int_0^x \log(1 - e^{-t}) dt,$$

which completes the proof. The bound (2) follows from (3) and the fact that $e^{-jk\epsilon} \leq e^{-k\epsilon}$ for all $j \geq 1$. \square

3. LOWER BOUND FOR THE RING

In this section we prove a matching-order lower bound for an Erdős-Rényi people graph solving the ring puzzle. The idea of the proof is to show the existence of a cut set that divides the ring into pieces that never merge.

Proposition 2. *For the ring puzzle graph, if $\lambda \leq 1/27$ and $p_n = \lambda/\log n$, then $\mathbb{P}_{p_n}(\text{Solve}) \rightarrow 0$. Therefore $p_c(n) \geq 1/(27 \log n)$.*

Proof of Proposition 2. Let x be a fixed positive integer to be chosen later [it will be $\Theta(\log n)$]. We will identify the vertices in the ring puzzle graph (V, E_{puzzle}) with elements from \mathbb{Z}_n so that two vertices $u, v \in \mathbb{Z}_n$ are neighbors iff $u - v = \pm 1$, where all additions and subtractions in \mathbb{Z}_n are modulo n . We will denote the interval $\{a, a + 1, \dots, b\} \subseteq \mathbb{Z}_n$ by $[a, b]$ and its length by $|[a, b]|$.

Given an interval $I = [a, b] \subset \mathbb{Z}_n$, we call it x -good if there is a vertex $u \in I$ such that u is not people-adjacent to any vertex in the interval $[a - x, b + x]$. We call the vertex $u \in I$ an x -good vertex in I . The proof hinges on the following observation.

Lemma 4. *Suppose that there exists $0 = a_0 < a_1 < \dots < a_k = n$ such that all the intervals $I_j := [a_j + 1, a_{j+1}]$, $j = 0, 1, \dots, k - 1$, are x -good, and that each of these intervals has length $\leq x$. Then the puzzle cannot be solved.*

Proof. Let $v_j \in I_j$ be an x -good vertex in I_j for $j = 0, 1, \dots, k - 1$. Clearly $1 \leq v_0 < v_1 < \dots < v_{k-1} \leq n$. Furthermore, each v_j has no people edges with $[v_{j-1}, v_{j+1}]$ (where $j + \ell$ is taken modulo k), because $|I_j| \leq x$.

Suppose for contradiction that the puzzle can be solved. Then there must exist a first stage, i , after which there exists an index j such that two distinct vertices, $u \in [v_j, v_{j+1}]$ and $v \in [v_{j+1}, v_{j+2}]$, belong to the same cluster in \mathcal{C}_i . One of these vertices must be v_{j+1} (without loss of generality, $u = v_{j+1}$), because otherwise v_{j+1} would have to belong to a larger cluster in \mathcal{C}_{i-1} , and therefore v_{j+1} would have merged at an earlier stage of the process, which is a contradiction. Since v_{j+1} is not people-connected to any other vertices in $[v_{j+1}, v_{j+2}]$, v must be in a component in \mathcal{C}_{i-1} that contains vertices outside of $[v_{j+1}, v_{j+2}]$, but this is also a contradiction. Thus the puzzle cannot be solved. \square

In light of Lemma 4, to complete the proof we need to show the existence of such intervals with probability tending to 1. Suppose $n \geq x^2$. Define $k := \lfloor n/(x - 1) \rfloor \leq n$. Define

$$l_i = x \text{ for } 1 \leq i \leq n - k(x - 1), \quad l_i = x - 1 \text{ for } n - k(x - 1) < i \leq k,$$

and $a_i = l_1 + l_2 + \dots + l_i$ for $i = 0, 1, \dots, k$. Clearly all the intervals $I_i := [a_i + 1, a_{i+1}]$, $0 \leq i \leq k - 1$ are of length $x - 1$ or x . Let

$$Z := \sum_{i=0}^{k-1} \mathbb{1}_{\{\text{the interval } I_i \text{ is NOT } x\text{-good}\}}$$

be the number of intervals that are not x -good. Thus it is enough to show that $\mathbb{P}(Z > 0) \rightarrow 0$ as $n \rightarrow \infty$ for appropriate choice of x . We will use Lemma 5 to estimate the probability that an interval is not x -good.

Lemma 5. *Fix an integer $x \geq 1$. Let I be an interval of length lx for some number $l > 0$. Suppose that $t := px \in (0, 1/(l + 2))$. Then we have*

$$\begin{aligned} & \mathbb{P}(I \text{ is NOT } x\text{-good}) \\ & \leq \exp \left[-\frac{t}{2p} (2l \log(\sqrt{1 + l/t} - 1) + (l^2 + 4l + 2)t - 2t\sqrt{1 + l/t} - 2l \log l - l) \right]. \end{aligned}$$

In our case, all intervals are of length $x - 1$ or x , so $l \in [1 - 1/x, 1]$. If we suppose that $t := px < 1/3$ then

$$\mathbb{P}(Z > 0) \leq \mathbb{E}(Z) \leq n \exp \left[-\frac{t}{2p} (2 \log(\sqrt{1 + 1/t} - 1) + 7t - 2t\sqrt{1 + 1/t} - 1) \right].$$

In particular if $p = p_n = \lambda / \log n$ and $x = t \log n / \lambda$ for some $t < 1/3$, we have

$$\mathbb{P}(Z > 0) \leq \exp \left[\log n - \frac{t \log n}{2\lambda} (2 \log(\sqrt{1 + 1/t} - 1) + 7t - 2t\sqrt{1 + 1/t} - 1) \right] \rightarrow 0$$

as $n \rightarrow \infty$ when

$$(4) \quad \lambda < \frac{t}{2} \left[2 \log(\sqrt{1+1/t} - 1) + 7t - 2t\sqrt{1+1/t} - 1 \right].$$

One can easily check that (by taking $t = 0.07$)

$$\sup_{t \in (0, 1/3)} \frac{t}{2} \left[2 \log(\sqrt{1+1/t} - 1) + 7t - 2t\sqrt{1+1/t} - 1 \right] > 1/27.$$

Thus given $\lambda \leq 1/27$ we can choose $t \in (0, 1/3)$ such that (4) holds, and taking $x = t \log n / \lambda$ we have

$$\mathbb{P} \left(\sum_{i=0}^{k-1} \mathbb{1}_{\{\text{the interval } I_i \text{ is NOT } x\text{-good}\}} > 0 \right) \rightarrow 0 \text{ as } n \rightarrow \infty.$$

This completes the proof. \square

Proof of Lemma 5. Without loss of generality, suppose that the interval I is $[1, lx]$. Recall that I is x -good if there is a vertex $u \in I$ such that u has no people edges with $I_x := [1-x, lx+x]$. Thus I is not x -good implies that all vertices in I have at least one people edge with I_x , in other words $\sum_{j \in I_x} \mathbb{1}_{\{i \text{ has a people edge with } j\}} \geq 1$ for all $i \in I$, and thus

$$\sum_{i \in I} \sum_{j \in I_x} \mathbb{1}_{\{i \text{ has a people edge with } j\}} \geq lx.$$

The number of distinct pairs of vertices between I and $I_x \setminus I$ is $2lx^2$, and the number of distinct pairs of vertices within I is $\binom{lx}{2}$. Therefore

$$\sum_{i \in I} \sum_{j \in I_x} \mathbb{1}_{\{i \text{ has a people edge with } j\}} \stackrel{d}{=} X + 2Y,$$

where $X \sim \text{Bin}(2lx^2, p)$, $Y \sim \text{Bin}(\binom{lx}{2}, p)$, and X, Y are independent. In particular, we have

$$\mathbb{P}(I \text{ is not } x\text{-good}) \leq \mathbb{P}(X + 2Y \geq lx) \leq \mathbb{P}(X + 2Y' \geq lx) \leq e^{-\theta lx} \mathbb{E}(e^{\theta X + 2\theta Y'})$$

for any $\theta > 0$, where $Y' \sim \text{Bin}(l^2 x^2 / 2, p)$ is independent of X . We have

$$(5) \quad \begin{aligned} \mathbb{P}(X + 2Y' \geq lx) &\leq e^{-\theta lx} (1-p + pe^\theta)^{2lx^2} (1-p + pe^{2\theta})^{l^2 x^2 / 2} \\ &\leq \exp[-lx(\theta - 2t(e^\theta - 1)) - lt(e^{2\theta} - 1)/2] \end{aligned}$$

where $t := px$. Note that we have

$$\frac{\mathbb{E}(X + 2Y')}{lx} = (l+2)px = (l+2)t.$$

Hence, under the assumption $t \in (0, 1/(l+2))$, we have $lx > \mathbb{E}(X + 2Y')$ and $\sqrt{1+l/t} - 1 > l$. Taking $\theta = \log[(\sqrt{1+l/t} - 1)/l]$ in (5), we finally have

$$\begin{aligned} &\mathbb{P}(I \text{ is not } x\text{-good}) \\ &\leq \exp \left[-\frac{t}{2p} (2l \log(\sqrt{1+l/t} - 1) + (l^2 + 4l + 2)t - 2t\sqrt{1+l/t} - 2l \log l - l) \right]. \end{aligned}$$

This completes the proof. \square

Propositions 1 and 2 give Theorem 1.

4. LOWER BOUND FOR PUZZLES WITH BOUNDED DEGREE

Here we prove the lower bound in Theorem 2 for arbitrary puzzle graphs with bounded degree as $n \rightarrow \infty$.

Proposition 3. *For any sequence of connected puzzle graphs with bounded maximum degree as $|V| = n \rightarrow \infty$, $p_c(n) = \omega(1/n^b)$ for any $b > 0$.*

Proof. Let $p = n^{-b}$ such that $k \geq 2$ and $b \in (\frac{1}{k}, \frac{1}{k-1})$ are fixed, and suppose that the maximum degree of (V, E_{puzzle}) is at most D for all n . After stage i we have a collection of jigsaw clusters \mathcal{C}_i . Initially $\mathcal{C}_0 = \{\{v\} : v \in V\}$, and after the first stage \mathcal{C}_1 is the set of connected components in the graph $(V, E_{\text{people}} \cap E_{\text{puzzle}})$. Thereafter, two clusters $U, U' \in \mathcal{C}_i$ merge if there is an edge between the two clusters in E_{people} and an edge between the two clusters in E_{puzzle} . Therefore, if $U, U' \in \mathcal{C}_i$, then $U, U' \subset W \in \mathcal{C}_{i+1}$ if and only if there is some nonnegative integer ℓ and a sequence of clusters $U = U_0, U_1, \dots, U_\ell = U' \in \mathcal{C}_i$ such that U_j merges with U_{j+1} at stage $i+1$.

Observe that for $i \geq 1$, every merge event in stage $i+1$ must involve at least one cluster that was formed by a merge in stage i . Inspired by this observation, we let $\mathcal{A}_i \subset \mathcal{C}_i$ be the set of *active* clusters that were the result of at least one merge in stage i when $i \geq 1$, and let $\mathcal{A}_0 = \mathcal{C}_0$. Next we define the events E_i and F_i for $i = 0, \dots, k$ as

$$E_i = \left\{ |\mathcal{A}_i| \geq C_i n^{1-ib} \right\},$$

$$F_i = \left\{ \max\{|W| : W \in \mathcal{C}_i\} \geq L_i \right\},$$

where C_i and L_i are constants that depend on d and k , which we will define later. In words, E_i is the event that there are at least $C_i n^{1-ib}$ active clusters following stage i , which is contained in the event that at least $C_i n^{1-ib}$ merges occur at stage i , since each active cluster must be the result of at least one merge. F_i is the event that the largest cluster following stage i has at least L_i vertices. For sufficiently large n , the event E_k is equivalent to the event that at least one merge occurs at stage k (since $kb > 1$). Therefore, our goal is to show that $\mathbb{P}(E_k) \rightarrow 0$ and $\mathbb{P}(F_k) \rightarrow 0$ as $n \rightarrow \infty$, which implies that no merges occur after stage k and that the largest cluster has size at most L_k , so the puzzle remains unsolved.

Our strategy is to prove this by induction on i . It is trivially true that $\mathbb{P}(E_0) = 0$ and $\mathbb{P}(F_0) = 0$ when $C_0 = 2$ and $L_0 = 2$. Now, let us assume that $\mathbb{P}(E_i) \rightarrow 0$ and $\mathbb{P}(F_i) \rightarrow 0$ as $n \rightarrow \infty$ for some $i \in \{0, 1, \dots, k-1\}$, which implies that $\mathbb{P}(E_i^c \cap F_i^c) \rightarrow 1$. On the event $E_i^c \cap F_i^c$, we know that the number of active clusters is $|\mathcal{A}_i| < C_i n^{1-ib}$, and the largest cluster has at most L_i vertices. The latter implies that every cluster has fewer than DL_i neighboring clusters in (V, E_{puzzle}) , since each vertex has at most D total neighboring vertices in the puzzle graph. We will use this fact in two ways. First we will show that the number of merges at stage $i+1$ is small, because each active cluster after stage i has relatively few opportunities to merge. Second, we will show that no path of neighboring clusters longer than length $k-i$ are merged at stage $i+1$, because few such paths exist.

To meet our first goal, we define a random variable $I_{\{A,B\}}^{i+1}$ for each pair of an active cluster $A \in \mathcal{A}_i$ and a neighboring cluster $B \in \mathcal{C}_i$ ($B \neq A$, and there is an edge in E_{puzzle}

between A and B). The random variable $I_{\{A,B\}}^{i+1}$ is the indicator of the event that A and B merge at stage $i+1$. On the event F_i^c , the probability that A merges with B is at most

$$(6) \quad 1 - \left(1 - n^{-b}\right)^{(DL_i)^2} \leq 1 - e^{-2(DL_i)^2 n^{-b}} \leq 2(DL_i)^2 n^{-b},$$

where we assume that n is large so that $n^{-b} < \frac{1}{2}$ and we use the fact that $e^{-2x} \leq 1-x$ for $x \in (0, 1/2)$. For convenience, we now order the clusters in \mathcal{C}_i so that $A_1, A_2, \dots, A_{|\mathcal{A}_i|} \in \mathcal{A}_i$ and $A_{|\mathcal{A}_i|+1}, A_{|\mathcal{A}_i|+2}, \dots, A_{|\mathcal{C}_i|} \in \mathcal{C}_i \setminus \mathcal{A}_i$. Therefore, on $E_i^c \cap F_i^c$, the total number of merges that occur in stage $i+1$,

$$\sum_{j=1}^{|\mathcal{A}_i|} \sum_{\ell=j+1}^{|\mathcal{C}_i|} I_{\{A_j, A_\ell\}}^{i+1},$$

is stochastically dominated by $X_i \sim \text{Binomial}(DL_i C_i n^{1-ib}, 2(DL_i)^2 n^{-b})$. This is because there are at most $DL_i C_i n^{1-ib}$ distinct pairs of neighboring clusters, at least one of which is active, and the events that each of these pairs merges at stage $i+1$ are independent, because they depend on disjoint sets of edges in the people graph. If we let $C_{i+1} = 4(DL_i)^3 C_i$ (this is $2E X_i / n^{1-(i+1)b}$), then by Chebychev's inequality

$$\begin{aligned} \mathbb{P}(E_{i+1} | E_i^c \cap F_i^c) &= \mathbb{P}\left(\sum_{j=1}^{|\mathcal{A}_i|} \sum_{\ell=j+1}^{|\mathcal{C}_i|} I_{\{A_j, A_\ell\}}^{i+1} \geq C_{i+1} n^{1-(i+1)b} \middle| E_i^c \cap F_i^c\right) \\ &\leq \mathbb{P}\left(X_i \geq C_{i+1} n^{1-(i+1)b}\right) \\ &= \mathbb{P}(X_i - E X_i \geq E X_i) \\ &\leq (E X_i)^{-1} = O(n^{-1+(i+1)b}) \rightarrow 0. \end{aligned}$$

Since $\mathbb{P}(E_i^c \cap F_i^c) \rightarrow 1$, we have that $\mathbb{P}(E_{i+1}) \rightarrow 0$.

Next we must show that the largest cluster after stage $i+1$ has size at most L_{i+1} . Define a *cluster path* of length $\ell \geq 0$ between $U, U' \in \mathcal{C}_i$ to be a sequence of distinct clusters $U = U_0, U_1, \dots, U_\ell = U' \in \mathcal{C}_i$ such that U_j and U_{j+1} are puzzle-adjacent for all $j \in \{0, \dots, \ell-1\}$. For a fixed cluster $A \in \mathcal{C}_i$, let Y_A^i denote the number of paths of length k that start at A (so $U_0 = A$) and such that U_j will merge with U_{j+1} at stage $i+1$ for each $j \in \{0, \dots, k-1\}$. For any cluster path U_0, \dots, U_k , the probability that U_j and U_{j+1} merge at stage $i+1$ is bounded above by $2(DL_i)^2 n^{-b}$ on the event F_i^c , by inequality (6). The number of cluster paths of length k in \mathcal{C}_i that start at A is bounded by $(DL_i)^k$ on F_i^c , because each cluster has at most DL_i neighboring clusters. Therefore, by Markov's inequality,

$$\begin{aligned} \mathbb{P}\left(\sum_{A \in \mathcal{C}_i} Y_A^i \geq 1 \middle| F_i^c\right) &\leq n \mathbb{P}(Y_A^i \geq 1 | F_i^c) \\ &\leq n \left[(DL_i)^k \left(2(DL_i)^2 n^{-b}\right)^k \right] = O(n^{1-kb}) \rightarrow 0. \end{aligned}$$

This implies that there are no cluster paths of length k or longer that merge at stage $i+1$. In turn, this implies that the largest cluster after stage $i+1$ is smaller than

$L_{i+1} := L_i^k$ with high probability on the event F_i^c , so $\mathbb{P}(F_{i+1}) \rightarrow 0$, which completes the proof. \square

Propositions 1 and 3 give Theorem 2.

5. DISCUSSION AND FUTURE DIRECTIONS

In our early attempts to understand jigsaw percolation on the ring graph, we attempted to use simulations to inform our conjectures about the critical value $p_c(n)$ (Figure 6a). However, as with bootstrap percolation [21], we expect a slow rate of convergence to the critical value.

Conjecture 1. *For jigsaw percolation on the ring puzzle graph with an Erdős-Rényi people graph, there exist constants $b > 0$, $c_1 > 0$ and c_2 such that*

$$p_c(n) = \frac{c_1}{\log n} + \frac{c_2}{(\log n)^{1+b}} + o\left((\log n)^{-1-b}\right).$$

If true, this means that estimating c_1 to within 1% via simulation would require taking n to be at least $\exp[(100c_2/c_1)^{1/b}]$, which is prohibitively large if $|c_2/c_1|$ happens to be much larger than 0.1 and b is at most 1. However, we expect our upper bound on $p_c(n)$ to be tight for the ring graph.

Conjecture 2. *For jigsaw percolation on the ring puzzle graph $c_1 = \pi^2/6$.*

This conjecture is based on a computation (not shown here) that implies that a two-sided growth version of the sufficient condition used in the proof of Proposition 1 (i.e., the one-sided requirement that j is connected to $\{1, 2, \dots, j-1\}$ for each j) yields the same upper bound of $\pi^2/(6 \log n)$ but with a correction of order $(\log n)^{-3/2}$. Of course, even when the two-sided growth process fails starting from every vertex, it may still be possible to solve the puzzle by merging the clusters formed. However, if none of these clusters intersect, then the puzzle is unlikely to be solved, so we suspect that $c_1 = \pi^2/6$ may be the correct lower bound as well.

Of particular interest for future study is the number of steps until the process stops, as this measures how efficiently the network solves the puzzle or determines that it cannot be solved. We numerically simulated the average number of steps until the process terminates for the ring puzzle (Figure 6b). As one might expect, the number of steps increases around the phase transition $p_c(n)$. The process terminates quickly when the puzzle is left unsolved, and Lemma 1 implies that the number of steps is at most $O(\log n/p_n)$, though this is not the best bound possible. The proof of Proposition 2 shows that for the ring puzzle with $p_n \leq 1/(27 \log n)$ the largest jigsaw cluster (and hence number of steps) is smaller than $\log n$. As p_n increases near $p_c(n)$, the puzzle may be solved, but just barely, so the number of steps required is largest. As p_n increases further, more people-edges lead to larger clusters early in the process. Determining the form of this function in Figure 6b is an interesting open problem.

Open Problem 1. *For the ring puzzle, let N_n be the smallest value of i such that $C_i = C_{i+1}$. Determine the asymptotic behavior of*

$$\mathbb{E}_{p_n}[N_n | \text{Solve}^c] \quad \text{and} \quad \mathbb{E}_{p_n}[N_n | \text{Solve}]$$

as functions of p_n .

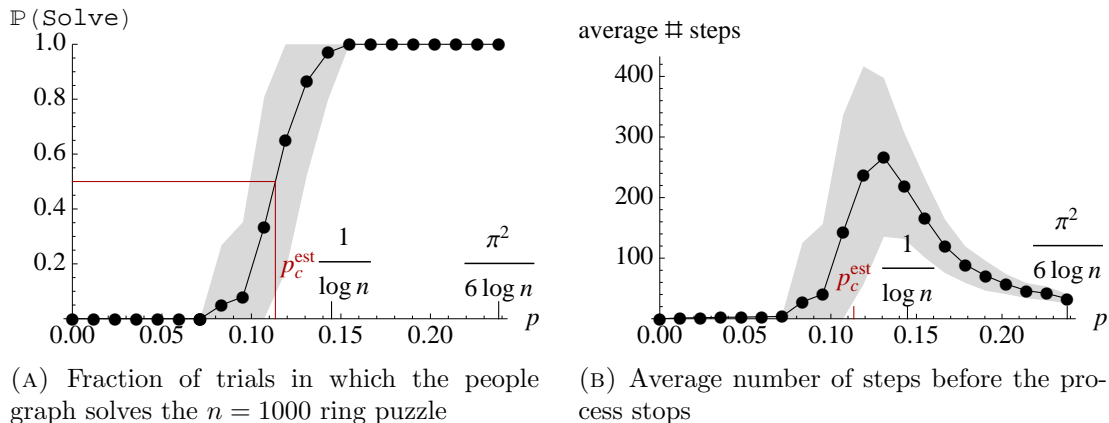


FIGURE 6. Simulations of jigsaw percolation on a ring of size $n = 1000$, with 200 trials for 21 equally spaced values of $p \in [0, 1.05 \times \pi^2 / (6 \log n)]$ (which took 57 days on a department server). Dots are averages of 200 trials, while shaded gray areas denote ± 1 standard deviation. The estimated critical value $p_c^{\text{est}} \approx 0.11$, denoted in red, is obtained by fitting a line between the two data points with $\mathbb{P}_p(\text{Solve})$ just below and above 0.5. Characterizing the average number of time steps before the process terminates (Fig. 6b) remains an open question.

Finally, we suspect that the phase transition at $p_c(n)$ is sharp, in the following sense.

Conjecture 3. *Define $p_\epsilon(n)$ as the unique p for which $\mathbb{P}_p(\text{Solve}) = \epsilon$. Then $p_\epsilon(n)/p_{1-\epsilon}(n) \rightarrow 1$ as $n \rightarrow \infty$ for any $\epsilon \in (0, 1)$ fixed.*

Other avenues of future study include extensions and modifications of jigsaw percolation. Different puzzle and people graphs are one natural direction for future study. Another natural direction is to modify the model to make it more realistic. For example, in the ‘adjacent-edge’ (AE) version of jigsaw percolation, the rule for merging two clusters U, W requires that the people and puzzle edges between U, W coincide on at least one vertex. That is, in the AE rule, two jigsaw clusters U, W merge only if there exist $u \in U$ and $w, w' \in W$ such that $(u, w) \in E_{\text{puzzle}}$ and $(u, w') \in E_{\text{people}}$. In this version, a single person must determine whether her friends’ jigsaw clusters fit with her piece of the puzzle, but she does not need to be aware of how her entire jigsaw cluster fits with the clusters of her acquaintances. This process is slightly more local, so we suspect that more detailed, rigorous results are possible. Note that all of our results for jigsaw percolation also hold for AE jigsaw percolation.

Open Problem 2. *Does the behavior of AE jigsaw percolation differ significantly from that of jigsaw percolation for some class of puzzle graphs? Can more precise statements be made about the behavior of AE jigsaw percolation on the ring graph?*

Another potentially interesting modification is to change the map from people to puzzle pieces so that it is no longer bijective. This would allow many people to have the same idea and a single person to have multiple ideas.

Open Problem 3. *What is the effect of changing the map between people and puzzle pieces on a network’s ability to solve the puzzle?*

In this paper, each person has one unique puzzle piece (or idea). The critical value $p_c(n)$ marks the phase transition in the connectivity of the Erdős-Rényi people graph at which it begins to solve the puzzle with high probability. For a large class of puzzle graphs (n -cycles in Theorem 1, bounded-degree puzzles in Theorem 2), we showed that this phase transition decreases with n . However, the critical, average degree $np_c(n)$ increases with the size n of the social network and of the puzzle. Thus, as social networks and the puzzles they attempt to solve become larger, people must interact with more people in order to realize enough compatible, partial solutions. This model therefore provides a plausible mechanism for the recent statistical findings that as cities become more dense, people interact with more people, and hence they innovate more [4, 8]. These results represent merely the first step in analyzing a rich model that could lead to many interesting insights into group creativity and collaborative problem solving.

ACKNOWLEDGMENTS

We thank Rick Durrett, M. Puck Rombach, Peter J. Mucha, Raissa M. D’Souza, Alex Waagen, Pierre-André Noël and Madeleine Däpp for useful discussions. Part of this work was done at the Statistical and Applied Mathematical Sciences Institute (SAMSI) in Research Triangle Park, North Carolina. CDB was funded in part by SAMSI, the Department of Defense (DoD) through the National Defense Science & Engineering Graduate Fellowship (NDSEG) Program, and the Defense Threat Reduction Agency Basic Research Award HDTRA1-10-1-0088.

REFERENCES

1. M. Aizenman and J. L. Lebowitz, *Metastability effects in bootstrap percolation*, Journal of Physics A: Mathematical and General **21** (1988), 3801.
2. Ernesto Arias, Hal Eden, Gerhard Fischer, Andrew Gorman, and Eric Scharff, *Transcending the individual human mind—creating shared understanding through collaborative design*, ACM Trans. Comput.-Hum. Interact. **7** (2000), no. 1, 84–113.
3. David Banks, *The problem of excess genius*, Newsletter of the Classification Society of North America **48** (1997), 1–6, <http://www.monad.com/sdg/Journal/genius.html>.
4. L. Bettencourt, J. Lobo, D. Helbing, C. Kühnert, and G. B. West, *Growth, innovation, scaling, and the pace of life in cities*, Proc. Natl. Acad. Sci. U.S.A. **104** (2007), no. 17, 7301.
5. Luís M A Bettencourt, Ariel Cintrón-Arias, David I Kaiser, and Carlos Castillo-Chávez, *The power of a good idea: Quantitative modeling of the spread of ideas from epidemiological models*, Physica A **364** (2006), 513–536.
6. Luís M A Bettencourt, David I Kaiser, and Jasleen Kaur, *Scientific discovery and topological transitions in collaboration networks*, Journal of Informetrics **3** (2009), no. 3, 210–221.
7. Luís M A Bettencourt, David I Kaiser, Jasleen Kaur, Carlos Castillo-Chávez, and David E Wojick, *Population modeling of the emergence and development of scientific fields*, Scientometrics **75** (2008), no. 3, 495–518.
8. Luís M A Bettencourt, José Lobo, Deborah Strumsky, and Geoffrey B West, *Urban Scaling and Its Deviations: Revealing the Structure of Wealth, Innovation and Crime across Cities*, PloS one **5** (2010), no. 11, e13541.
9. Sen Chai and Lee Fleming, *Emergence of Breakthroughs*, DIME-DRUID ACADEMY Winter Conference (2011), 1–47.

10. C. Chen, Y. Chen, M. Horowitz, H. Hou, Z. Liu, and D. Pellegrino, *Towards an explanatory and computational theory of scientific discovery*, Journal of Informetrics **3** (2009), no. 3, 191–209.
11. CIOinsight, *Web extra: Who's on first?*, CIOinsight (2004), 1–2, <http://www.cioinsight.com/c/a/Past-News/Web-Extra-Whos-on-First/>.
12. S. H. Clearwater, B. A. Huberman, and T. Hogg, *Cooperative solution of constraint satisfaction problems*, Science **254** (1991), no. 5035, 1181–1183.
13. Don Coppersmith, David Gamarnik, and Maxim Sviridenko, *The diameter of a long-range percolation graph*, Random Structures & Algorithms **21** (2002), no. 1, 1–13.
14. Mihaly Csikszentmihalyi, *Flow and the psychology of discovery and invention*, Harper Perennial, New York, NY, May 1997.
15. J. Duch, J. S. Waitzman, and L. A. N. Amaral, *Quantifying the performance of individual players in a team activity*, PLoS one **5** (2010), no. 6, e10937.
16. P. Erdős and A. Rényi, *On the strength of connectedness of a random graph*, Acta Mathematica Hungarica **12** (1961), no. 1, 261–267.
17. Christopher M Ford, *Twitter, Facebook, and Ten Red Balloons: Social Network Problem Solving and Homeland Security*, Homeland Security Affairs **7** (2011), 1–7.
18. M Gerstein and S. M. Douglas, *RNAi development*, PLoS Computational Biology **3** (2007), no. 4, e80.
19. E. Giaccardi, *Interactive Strategies of Network Art. Relationships and Agency*, CADE: Third Conference on Computers in Art & Design Education (Teesside, Middlesbrough), 1999.
20. Timothy Gowers and Michael Nielsen, *Massively collaborative mathematics*, Nature **461** (2009), 879–881.
21. Janko Gravner and Alexander E Holroyd, *Slow convergence in bootstrap percolation*, The Annals of Applied Probability **18(3)** (2008), 909–928.
22. Joan Greenbaum and Morten Kyng (eds.), *Design at Work: Cooperative Design of Computer Systems*, Lawrence Erlbaum Associates, Inc., Hillsdale, NJ, 1991.
23. Geoffrey R. Grimmett, *Percolation*, second ed., Springer-Verlag, New York, NY, May 1999.
24. G. W. Hill, *Group versus individual performance: Are $N+1$ heads better than one?*, Psychological Bulletin **91** (1982), no. 3, 517–539.
25. Alexander E. Holroyd, *Sharp metastability threshold for two-dimensional bootstrap percolation*, Probability Theory and Related Fields **125** (2003), no. 2, 195–224.
26. J. Introne, R. Laubacher, G. Olson, and T. Malone, *The Climate CoLab: Large scale model-based collaborative planning*, 2011 International Conference on Collaboration Technologies and Systems (CTS), May 2011, pp. 40–47.
27. Steven Johnson, *Where good ideas come from: The natural history of innovation*, Riverhead Hardcover, October 2010.
28. B. F. Jones, S. Wuchty, and B. Uzzi, *Multi-university research teams: Shifting impact, geography, and stratification in science*, Science **322** (2008), no. 5905, 1259–1262.
29. Aniket Kittur, Boris Smus, Susheel Khamkar, and Robert E. Kraut, *Crowdforge: crowdsourcing complex work*, Proceedings of the 24th annual ACM symposium on User interface software and technology (New York, NY, USA), UIST '11, ACM, 2011, pp. 43–52.
30. D. Klahr and H. A. Simon, *Studies of scientific discovery: Complementary approaches and convergent findings.*, Psychological Bulletin **125** (1999), no. 5, 524.
31. Karim R. Lakhani, David A. Garvin, and Eric Lonstein, *TopCoder (A): Developing Software through Crowdsourcing*, Harvard Business School General Management Unit **610-032** (2010), 1–18.
32. R Lambiotte and P Panzarasa, *Communities, knowledge creation, and information diffusion*, Journal of Informetrics **3** (2009), no. 3, 180–190.
33. Jonah Lehrer, *Imagine: How creativity works*, Houghton Mifflin Harcourt, New York, NY, March 2012.
34. Mary L. Maher, *Design creativity research: From the individual to the crowd*, Design creativity (2010), 1–6.
35. Winter Mason and Duncan J. Watts, *Collaborative learning in networks*, Proc. Natl. Acad. Sci. U.S.A. (2011), 1–6.

36. William J. Mitchell, Alan S. Inouye, and Marjory S. Blumenthal (eds.), *Beyond productivity: Information, technology, innovation, and creativity*, The National Academies Press, 2003.
37. Karl Moore and Peter Neely, *From social networks to collaboration networks: The next evolution of social media for business*, Forbes (2011), 1–3.
38. J. V. Nickerson, Y. Sakamoto, and L. Yu, *Structures for creativity: The crowdsourcing of design*, CHI Workshop on Crowdsourcing and Human Computation (2011), 1–4.
39. Chris Palmer, *UCSD team's effort in DARPA's shredder challenge derailed by sabotage*, California Institute for Telecommunications and Information Technology (2011), 1–3.
40. G Pickard, W Pan, I Rahwan, M Cebrian, R Crane, A Madan, and A Pentland, *Time-Critical Social Mobilization*, Science **334** (2011), no. 509, 509–512.
41. M. J. Salganik and K. E. C. Levy, *Wiki surveys: Open and quantifiable social data collection*, ArXiv e-prints (2012), 1–29.
42. L. S. Schulman, *Long range percolation in one dimension*, J. Phys. A. **16** (1983), L639–L641.
43. Nadrian Seeman, *Structural DNA nanotechnology: growing along with Nano Letters*, Nano Letters **10** (2010), no. 6, 1971–1978.
44. B. Uzzi, *A social network's changing statistical properties and the quality of human innovation*, Journal of Physics A: Mathematical and Theoretical **41** (2008), 224023.
45. B. Uzzi and J. Spiro, *Collaboration and Creativity: The Small World Problem*, American journal of sociology **111** (2005), no. 2, 447–504.
46. S. Wuchty, B. F. Jones, and B. Uzzi, *The increasing dominance of teams in production of knowledge*, Science **316** (2007), no. 5827, 1036–1039.
47. Bing Zhang, Matthew C. Chambers, and David L. Tabb, *Proteomic parsimony through bipartite graph analysis improves accuracy and transparency*, Journal of Proteome Research **6** (2007), no. 9, 3549–3557.

DEPARTMENT OF MATHEMATICS, UNIVERSITY OF CALIFORNIA, ONE SHIELDS AVENUE, DAVIS, CA 95616, USA

COURANT INSTITUTE OF MATHEMATICAL SCIENCES, NEW YORK UNIVERSITY, 251 MERCER STREET, NEW YORK, NY 10012, USA

COURANT INSTITUTE OF MATHEMATICAL SCIENCES, NEW YORK UNIVERSITY, 251 MERCER STREET, NEW YORK, NY 10012, USA

DEPARTMENT OF MATHEMATICS, DUKE UNIVERSITY, BOX 90320, DURHAM, NC 27708, USA