

# Does quark number scaling breakdown in Pb+Pb collisions at $\sqrt{s_{NN}} = 2.76$ TeV?

Roy A. Lacey,<sup>1,\*</sup> Yi Gu,<sup>1</sup> X. Gong,<sup>1</sup> D. Reynolds,<sup>1</sup> N. N. Ajitanand,<sup>1</sup> J. M. Alexander,<sup>1</sup> A. Mawi,<sup>1</sup> and A. Taranenko<sup>1</sup>

<sup>1</sup>*Department of Chemistry, Stony Brook University,  
Stony Brook, NY, 11794-3400, USA*

(Dated: November 21, 2021)

The anisotropy coefficient  $v_2$ , for unidentified and identified charged hadrons [pions ( $\pi$ ), kaons ( $K$ ) and protons ( $p$ )] measured in Au+Au collisions at  $\sqrt{s_{NN}} = 0.20$  TeV (RHIC) and Pb+Pb collisions at  $\sqrt{s_{NN}} = 2.76$  TeV (LHC), are compared for several collision centralities (cent) and particle transverse momenta  $p_T$ . In contrast to the measurements for charged hadrons, the comparisons indicate a sizable increase of  $v_2(p_T)$  for  $\pi, K$  and  $p$ , as well as a blueshift of proton  $v_2(p_T)$ , from RHIC to LHC. When this blueshift is accounted for, the LHC data [for  $\pi, K, p$ ] show excellent scaling of  $v_2(KE_T)$  with the number of valence quarks ( $n_q$ ), for a broad range of transverse kinetic energies ( $KE_T$ ) and collision centralities. These observations suggest a larger mean sound speed  $\langle c_s(T) \rangle$  for the plasma created in LHC collisions, and significant radial flow generation after its hadronization.

PACS numbers: 25.75.-q, 25.75.Dw, 25.75.Ld

Anisotropic flow measurements for identified and unidentified charged hadrons are currently being pursued at both the Relativistic Heavy Ion Collider and the Large Hadron Collider, to aid investigations of the temperature ( $T$ ) dependence of the equation of state (EOS) and other transport properties of the hot and dense plasma produced in energetic heavy ion collisions [1–10]. An important lever arm for these efforts is the measured energy density increase of more than a factor of three from RHIC to LHC [11]. This increase could result in a change in the mean specific shear viscosity  $\langle \frac{\eta}{s}(T) \rangle$  (the ratio of shear viscosity  $\eta$  to entropy density ( $s$ )), as well as a change in the value of the mean sound speed  $\langle c_s(T) \rangle$ . Either could have a significant influence on the expansion dynamics, which in turn, influences the magnitude and trend of anisotropic flow. Thus, a crucial question is the extent to which flow measurements for identified and unidentified charged hadrons differ from RHIC to LHC, and whether any characterizable difference reflects the sizable increase in energy density from RHIC to LHC?

Flow manifests as an anisotropic emission of particles in the plane transverse to the beam direction [12, 13], and is often characterized via Fourier decomposition of the measured azimuthal distribution for these particles;

$$\frac{dN}{d(\phi - \Psi_n)} \propto \left( 1 + \sum_{n=1} 2v_n \cos(n[\phi - \Psi_n]) \right), \quad (1)$$

where  $\phi$  is the azimuthal angle of an emitted particle,  $v_n = \langle \cos(n[\phi - \Psi_n]) \rangle$ ,  $n = 1, 2, 3, \dots$  and the  $\Psi_n$  are the generalized participant event planes at all orders for each event. Characterization can also be made via the pairwise distribution in the azimuthal angle difference ( $\Delta\phi = \phi_1 - \phi_2$ ) between particle pairs with transverse momenta  $p_T^a$  and  $p_T^b$  (respectively) [8, 13, 14];

$$\frac{dN^{\text{pairs}}}{d\Delta\phi} \propto \left( 1 + \sum_{n=1} 2v_n^a(p_T^a)v_n^b(p_T^b) \cos(n\Delta\phi) \right). \quad (2)$$

A sizable pseudorapidity-gap ( $\Delta\eta'$ ), which serves to minimize possible non-flow effects, is usually imposed between the particles in each pair to ensure consistency between the  $v_n$  coefficients obtained via Eqs. 1 and 2 [8, 15].

Current RHIC  $v_n$  measurements can be understood in terms of an eccentricity-driven hydrodynamic expansion of the high energy density quark gluon plasma (QGP) created in the overlap zone of the two colliding Au nuclei [16–30]. That is, a finite eccentricity  $\varepsilon_n$ , drives uneven pressure gradients in- and out of the  $\Psi_n$  event plane, and the resulting expansion of the plasma, modulated by a relatively small  $\langle \frac{\eta}{s}(T) \rangle$  value, leads to anisotropic particle emission about this plane. The observation that  $v_n(KE_T)/(n_q)^{n/2}$  vs.  $KE_T/(n_q)$  gives a universal curve for a broad spectrum of particle species [termed Quark Number Scaling (QNS)] [3, 31, 32], also gives a strong indication that anisotropic flow at RHIC develops primarily in the partonic phase, and is not strongly influenced by the subsequent hadronic phase.

The LHC  $v_n$  measurements can also be understood in terms of an eccentricity-driven hydrodynamic expansion of the QGP created at a much higher energy density, in Pb+Pb collisions. However, recent comparisons of RHIC and LHC  $v_2(p_T)$  data for unidentified charged hadrons, have indicated a striking similarity between the two sets of measurements [1, 33]. This similarity posed an initial conundrum because the significant increase in energy density for LHC collisions, is expected to influence the expansion dynamics and hence, the magnitude of  $v_2(p_T)$ . Initial estimates of  $\langle \frac{\eta}{s}(T) \rangle$  from LHC charged hadron data, have not indicated a sizable change from RHIC to LHC [33–35]. However, in contrast to RHIC results, tests for QNS with LHC data for identified charged hadrons, have indicated an apparent breakdown of this scaling [2].

In this work we present comparisons of RHIC and LHC flow measurements for both unidentified and identified charged hadrons, to further investigate whether the siz-

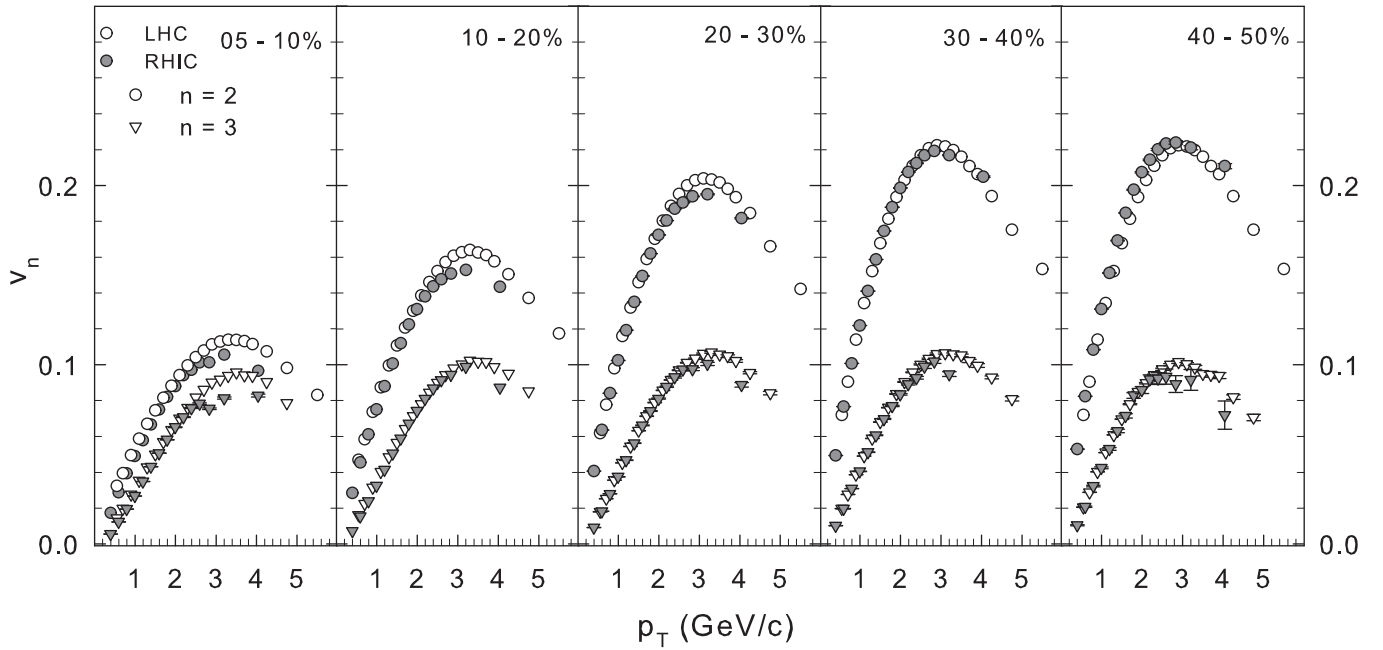


FIG. 1. Comparison of  $v_{2,3}(p_T)$  for charged hadrons obtained in Au+Au collisions at  $\sqrt{s_{NN}} = 0.20$  TeV (RHIC) and Pb+Pb collisions at  $\sqrt{s_{NN}} = 2.76$  TeV (LHC). The data are taken from Refs. [5, 7] and [8].

75 able increase in energy density from RHIC to LHC, sig-  
 76 nals a possible change in the expansion dynamics. We  
 77 also study how such a change could manifest as a break-  
 78 down of quark number scaling.

79 The double differential measurements  $v_2(p_T, \text{cent})$  em-  
 80 ployed in our comparisons are taken from the uniden-  
 81 tified charged hadron results reported by the PHENIX  
 82 [5, 7] and ATLAS [8] collaborations, as well as the mea-  
 83 surements reported for identified charged hadrons by the  
 84 PHENIX [6] and ALICE collaborations [2].

85 To initiate our comparisons, we show RHIC and LHC  
 86  $v_{2,3}(p_T)$  measurements for unidentified charged hadrons  
 87 ( $h$ ) for several centrality selections in Fig. 1. A compar-  
 88 ison of the  $v_2(p_T)$  measurements indicates good agree-  
 89 ment between the magnitude and trends of both data  
 90 sets for a broad range of  $p_T$  and centralities, as previ-  
 91 ously reported [1, 33]. The comparison also indicates that  
 92 the observed similarity between RHIC and LHC charged  
 93 hadron measurements extends to the higher harmonics.

94 The  $v_2(p_T)$  results for charged hadrons are actually  
 95 a weighted average of the values for identified charged  
 96 hadrons. Consequently, one can test for consistency be-  
 97 tween the measured values of  $v_2(p_T)$  for identified and  
 98 unidentified charged hadrons. Such a consistency check  
 99 is shown for LHC data in Fig. 2. The left panel of Fig. 2  
 100 shows that, while  $v_2(p_T)$  for  $K$  and  $h$  are similar for most  
 101 of the  $p_T$  range, they are significantly different from the  
 102 the values for  $\pi$  and  $p$ . The right panel of Fig. 2 shows  
 103 that an appropriate averaging of the same  $v_2(p_T)$  values  
 104 for  $\pi$ ,  $K$  and  $p$  (with weights derived from the measured  
 105  $p/\pi$  and  $K/\pi$  ratios), gives average values which are es-

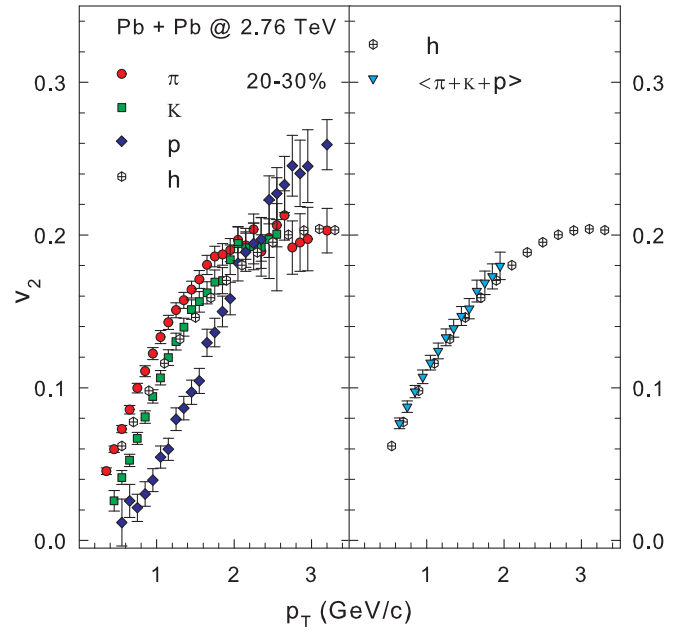


FIG. 2. (color on line) (a) Comparison of  $v_2(p_T)$  vs.  $p_T$  for  $\pi$ ,  $K$ ,  $p$  and unidentified charged hadrons  $h$ . (b) Comparison of  $v_2(p_T)$  for  $h$  and the weighted average of the values for  $\pi$ ,  $K$  and  $p$ . The data for identified and unidentified charged hadrons, are from the ALICE [2] and ATLAS [8] collaboration respectively. Results are shown for the 20-30% most central Pb+Pb collisions.

106 sentially the same as those for  $h$ .

107 Given the substantial differences between the LHC

108  $v_2(p_T)$  values for  $\pi, K$  and  $p$  shown in the left panel  
 109 of Fig. 2, it is important to ask whether the agree-  
 110 ment observed between RHIC and LHC data for  $h$  (Fig.  
 111 1) translates to a similar agreement between RHIC and  
 112 LHC measurements for  $\pi, K$  and  $p$  (respectively)? Fig.  
 113 3 compares the RHIC (open circles) and LHC (filled red  
 114 circles)  $v_2(p_T)$  values for  $\pi, K$  and  $p$  for the 20-30% most  
 115 central events. The values for  $\pi$  and  $K$  give a clear indica-  
 116 tion that the LHC values are approximately 20% larger  
 117 than the RHIC values. This is confirmed by the excellent  
 118 agreement between RHIC and LHC measurements after  
 119 the scale factor  $\sim 1.2$  is applied to the RHIC data (filled  
 120 circles in left and middle panels of Fig. 3).

121 For  $p_T \gtrsim 2.5$  GeV/c, the results for protons, shown  
 122 in the right panel of Fig. 3, also hint at a 20% differ-  
 123 ence between the RHIC and LHC values. For lower  $p_T$   
 124 ( $p_T \lesssim 2.0$  GeV/c) however, the RHIC  $v_2(p_T)$  values ap-  
 125 pear to be larger than the LHC values. We attribute  
 126 this inversion to a small blueshift of the LHC values.  
 127 Such a blueshift has been observed in recent viscous hy-  
 128 drodynamical calculations for LHC collisions [36], and  
 129 can be linked to a sizable increase in the magnitude of  
 130 the radial flow generated in these collisions, especially  
 131 in the hadronic phase. Here, the blueshift is confirmed  
 132 by the excellent agreement obtained between the proton  
 133 measurements, when the RHIC data are scaled by the  
 134 factor  $\sim 1.2$  (as for  $\pi$  and  $K$ ) and then blueshifted by  
 135  $\sim 0.2$  GeV/c (filled squares in right panel of Fig. 3).  
 136 Similarly good agreement between RHIC and LHC mea-  
 137 surements were obtained for other centrality selections,  
 138 with essentially the same blueshift value. However, a  
 139 larger (smaller) scale factor was required for more cen-  
 140 tral (peripheral) collisions, as might be expected from  
 141 the change in energy density with collision centrality.

142 The results from the comparisons shown in Fig. 3, sug-  
 143 gest that the agreement observed between the charged  
 144 hadron measurements in Fig. 1, may be inadvertent.  
 145 Thus, the comparisons for charged hadrons might not  
 146 convey all of the essential information about the expan-  
 147 sion dynamics. By contrast, the observed increase in  
 148  $v_2(p_T)$  from RHIC to LHC for identified charged hadrons  
 149 (Fig. 3), suggests that the expansion dynamics in LHC  
 150 collisions is driven by a larger mean sound speed  $\langle c_s(T) \rangle$   
 151 for the plasma created in these collisions. Such an in-  
 152 crease in  $\langle c_s(T) \rangle$  could result from the sizable increase in  
 153 energy density from RHIC to LHC.

154 The blueshift inferred for proton  $v_2(p_T)$  in LHC colli-  
 155 sions is incompatible with quark number scaling. Thus,  
 156 it provides a straightforward explanation for the observed  
 157 failure of this scaling, when applied to LHC data for iden-  
 158 tified charged hadrons ( $\pi, K$  and  $p$ ) [2]. An appropri-  
 159 ate correction for this blueshift would of course, lead to  
 160 a restoration of quark number scaling. This is demon-  
 161 strated for LHC data in Fig. 4, for a broad range of  
 162 centrality selections. For these plots, the  $v_2(p_T)$  data for  
 163 protons were redshifted by  $\sim 0.2$  GeV/c for each cen-

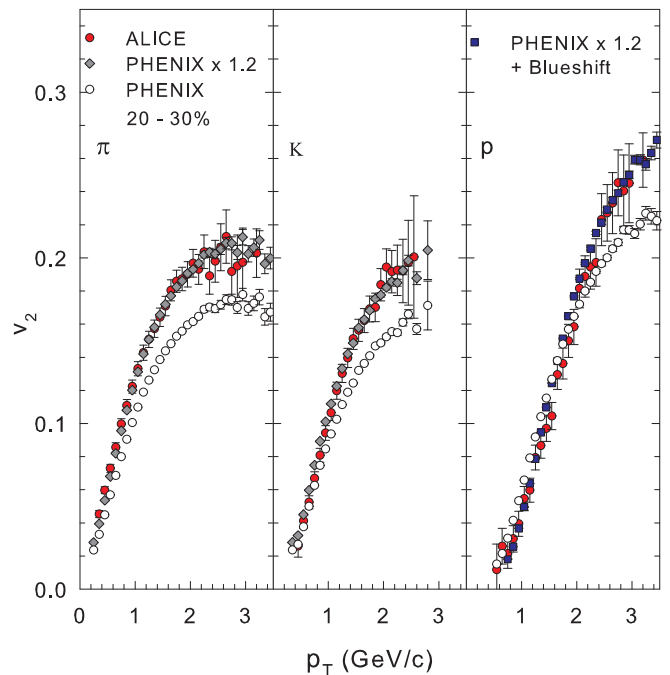


FIG. 3. (color on line) Comparison of PHENIX and ALICE data for  $v_2(p_T)$  vs.  $p_T$  for  $\pi, K$  and  $p$  as indicated. Results are shown for the 20-30% most central collisions.

165 trality selection [prior to QNS scaling] to account for the  
 166 blueshift (cf. right panel of Fig. 3) with the same mag-  
 167 nitude. Fig. 4 shows that this procedure leads to excel-  
 168 lent quark number scaling of the LHC data for identified  
 169 charged hadrons, and confirms that partonic flow still  
 170 dominates for LHC collisions. Note as well, that the mag-  
 171 nitudes of the quark number scaled values of  $v_2(KE_T)/n_q$   
 172 are significantly larger than those observed at RHIC.

173 In summary, we have performed detailed comparisons  
 174 of RHIC and LHC flow data for unidentified and iden-  
 175 tified charged hadrons. In contrast to the agreement ob-  
 176 served between the RHIC and LHC data sets for uniden-  
 177 tified charged hadrons,  $v_2(p_T)$  for  $\pi, K$  and  $p$  indicate  
 178 a sizable increase from RHIC to LHC. This increase is  
 179 compatible with the larger mean sound speed  $\langle c_s(T) \rangle$ ,  
 180 expected for the plasma created at a much higher energy  
 181 density in LHC collisions. The comparisons also indicate  
 182 a blueshift of LHC proton  $v_2(p_T)$  relative to RHIC pro-  
 183 ton  $v_2(p_T)$ , possibly because of a sizable growth of radial  
 184 flow in the hadronic phase for LHC collisions. When this  
 185 blueshift is accounted for, excellent scaling of  $v_2(KE_T)$   
 186 with the number of valence quarks is observed [for  $\pi, K$ ,  
 187  $p$ ] for a broad range of transverse kinetic energies and  
 188 collision centralities. These results highlight the indis-  
 189 pensable role of the measurements for identified parti-  
 190 cle species at both RHIC and the LHC, for studies of  
 191 the temperature ( $T$ ) dependence of the equation of state  
 192 (EOS) and other transport properties.

193 **Acknowledgments** We thank R. Snellings for pro-

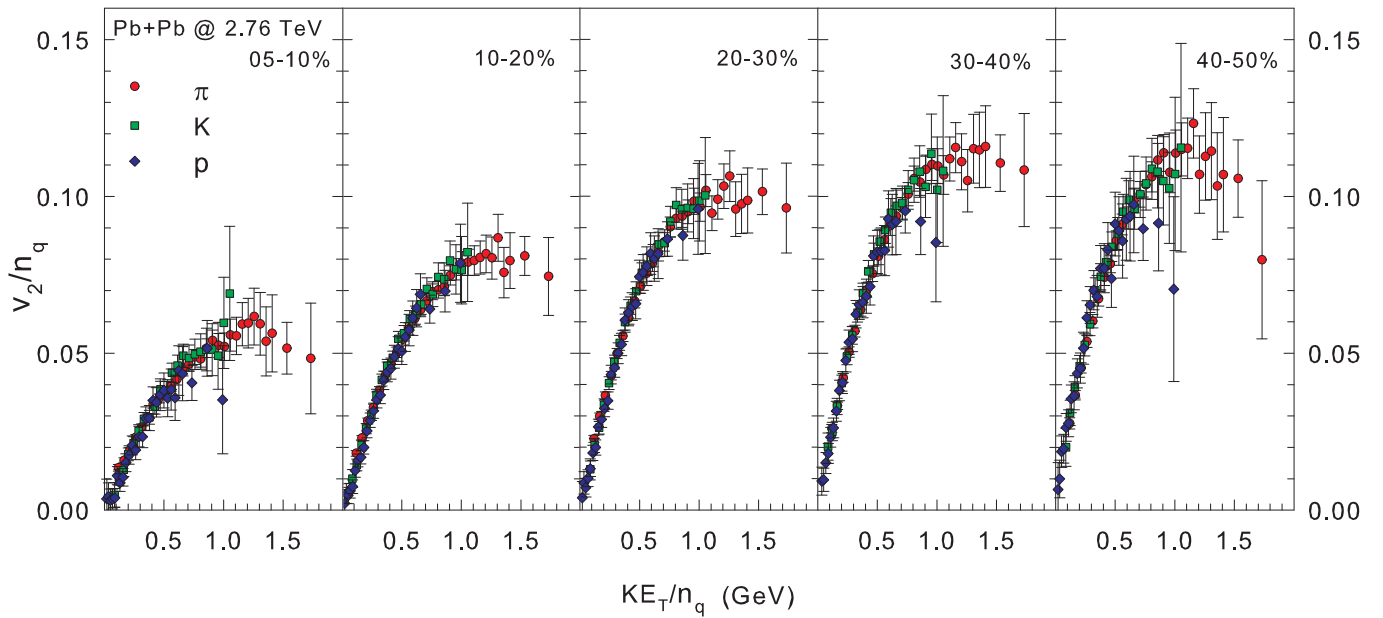


FIG. 4. (Color on line)  $v_2(KE_T)/n_q$  vs.  $KE_T/n_q$  for pions, kaons and protons, after correcting for the proton blueshift (see text). Results are show for several centrality selections as indicated.

194 viding the ALICE experimental data. This research is  
 195 supported by the US DOE under contract DE-FG02-  
 196 87ER40331.A008.

197 \* E-mail: Roy.Lacey@Stonybrook.edu

198 [1] K. Aamodt *et al.* (The ALICE), (2010),  
 199 arXiv:1011.3914 [nucl-ex].  
 200 [2] R. Snellings, J.Phys.G **G38**, 124013 (2011),  
 201 arXiv:1106.6284 [nucl-ex].  
 202 [3] R. Lacey (PHENIX Collaboration), J.Phys.G **G38**,  
 203 124048 (2011), arXiv:1108.0457 [nucl-ex].  
 204 [4] R. A. Lacey, A. Taranenko, N. Ajitanand, and J. Alexan-  
 205 der, (2011), arXiv:1105.3782 [nucl-ex].  
 206 [5] A. Adare *et al.* (PHENIX Collaboration), Phys.Rev.Lett.  
 207 **107**, 252301 (2011), arXiv:1105.3928 [nucl-ex].  
 208 [6] A. Adare, S. Afanasiev, C. Aidala, N. Ajitanand, Y. Ak-  
 209 iba, *et al.*, (2012), arXiv:1203.2644 [nucl-ex]; PHENIX  
 210 Preliminary  $v_{2,3,4}(p_T, \text{cent})$  data for identified charged  
 211 hadrons, 2012.  
 212 [7] X.-Y. Gong (PHENIX Collaboration),  
 213 J.Phys.G **G38**, 124146 (2011).  
 214 [8] G. Aad *et al.* (ATLAS Collaboration), (2012),  
 215 arXiv:1203.3087 [hep-ex].  
 216 [9] S. Chatrchyan *et al.* (CMS Collaboration), (2012),  
 217 arXiv:1204.1409 [nucl-ex].  
 218 [10] S. collaboration (STAR collaboration), (2012),  
 219 arXiv:1206.5528 [nucl-ex].  
 220 [11] S. Chatrchyan *et al.* (CMS Collaboration), (2012),  
 221 arXiv:1205.2488 [nucl-ex].  
 222 [12] J.-Y. Ollitrault, Phys. Rev. **D46**, 229 (1992).  
 223 [13] R. A. Lacey, Nucl. Phys. **A698**, 559 (2002); R. J. M.  
 224 Snellings, *ibid.* **A698**, 193 (2002).  
 225 [14] K. Adcox *et al.*, Phys. Rev. Lett. **89**, 212301 (2002).

226 [15] S. Chatrchyan *et al.* (CMS Collaboration), (2012),  
 227 arXiv:1204.1850 [nucl-ex].  
 228 [16] U. Heinz and P. Kolb, Nucl. Phys. **A702**, 269 (2002).  
 229 [17] D. Teaney, Phys. Rev. **C68**, 034913 (2003).  
 230 [18] P. Huovinen, P. F. Kolb, U. W. Heinz, P. V. Ruuskanen,  
 231 and S. A. Voloshin, Phys. Lett. **B503**, 58 (2001).  
 232 [19] T. Hirano and K. Tsuda,  
 233 Phys. Rev. **C66**, 054905 (2002), arXiv:nucl-th/0205043.  
 234 [20] R. Andrade *et al.*, Eur. Phys. J. **A29**, 23 (2006),  
 235 arXiv:nucl-th/0511021.  
 236 [21] C. Nonaka, N. Sasaki, S. Muroya, and O. Miyamura,  
 237 Nucl. Phys. **A661**, 353 (1999), arXiv:nucl-th/9907046.  
 238 [22] P. Romatschke and U. Romatschke,  
 239 Phys. Rev. Lett. **99**, 172301 (2007).  
 240 [23] H. Song and U. W. Heinz, J. Phys. **G36**, 064033 (2009).  
 241 [24] H. Niemi, K. J. Eskola, and P. V. Ru-  
 242 uskanen, Phys. Rev. **C79**, 024903 (2009),  
 243 arXiv:0806.1116 [hep-ph].  
 244 [25] K. Dusling and D. Teaney,  
 245 Phys. Rev. **C77**, 034905 (2008),  
 246 arXiv:0710.5932 [nucl-th].  
 247 [26] P. Bozek and I. Wyskiel, PoS **EPS-HEP-2009**, 039  
 248 (2009), arXiv:0909.2354 [nucl-th].  
 249 [27] R. Peschanski and E. N. Sari-  
 250 dakis, Phys. Rev. **C80**, 024907 (2009),  
 251 arXiv:0906.0941 [nucl-th].  
 252 [28] G. S. Denicol, T. Kodama, and T. Koide, (2010),  
 253 arXiv:1002.2394 [nucl-th].  
 254 [29] H. Holopainen, H. Niemi, and K. J. Eskola, (2010),  
 255 arXiv:1007.0368 [hep-ph].  
 256 [30] B. Schenke, S. Jeon, and C. Gale, (2010),  
 257 arXiv:1009.3244 [hep-ph].  
 258 [31] R. A. Lacey and A. Taranenko, PoS **CFRNC2006**, 021  
 259 (2006).  
 260 [32] A. Adare *et al.*, Phys. Rev. Lett. **98**, 162301 (2007).  
 261 [33] R. A. Lacey, A. Taranenko, N. Ajitanand, and

- 262 J. Alexander, Phys.Rev. **C83**, 031901 (2011), 266 [35] Z. Qiu, C. Shen, and U. Heinz, Phys.Lett. **B707**, 151  
263 arXiv:1011.6328 [nucl-ex]. 267 (2012), arXiv:1110.3033 [nucl-th].  
264 [34] B. Schenke, S. Jeon, and C. Gale, 268 [36] U. W. Heinz, C. Shen, and H. Song, AIP Conf.Proc.  
265 Phys.Lett. **B702**, 59 (2011), arXiv:1102.0575 [hep-ph]. 269 **1441**, 766 (2012), arXiv:1108.5323 [nucl-th].