

INSTRUCT: Space-Efficient Structure for Indexing and Complete Query Management of String Databases

Sourav Dutta
sodutta3@in.ibm.com
IBM Research India,
New Delhi
India

Arnab Bhattacharya
arnabb@iitk.ac.in
Dept. of Computer Science and Engineering,
Indian Institute of Technology, Kanpur,
Kanpur, India

Abstract

The tremendous expanse of search engines, dictionary and thesaurus storage, and other text mining applications, combined with the popularity of readily available scanning devices and optical character recognition tools, has necessitated efficient storage, retrieval and management of massive text databases for various modern applications. For such applications, we propose a novel data structure, INSTRUCT, for efficient storage and management of sequence databases. Our structure uses bit vectors for reusing the storage space for common triplets, and hence, has a very low memory requirement. INSTRUCT efficiently handles prefix and suffix search queries in addition to the exact string search operation by iteratively checking the presence of triplets. We also propose an extension of the structure to handle substring search efficiently, albeit with an increase in the space requirements. This extension is important in the context of trie-based solutions which are unable to handle such queries efficiently. We perform several experiments portraying that INSTRUCT outperforms the existing structures by nearly a factor of two in terms of space requirements, while the query times are better. The ability to handle insertion and deletion of strings in addition to supporting all kinds of queries including exact search, prefix/suffix search and substring search makes INSTRUCT a complete data structure.

Keywords: String Indexing, Prefix, Suffix, Substring.

1 Introduction

Efficient manipulation of large sets of strings has emerged as a basic requirement for a growing number of applications including search engines [34], port cataloging on the

web [26], dictionary and thesaurus support [2, 27], news archive, document repository, mining XML databases [9, 24], searching reserved words in a compiler [1], automation searching [5], text compression [7], and indexing huge databases. To enhance the performance of retrieval and update queries, mechanisms reducing the storage space requirement, making them in-memory if possible, are critical. With the tremendous improvement in scanning and optical character recognition technologies along with the efforts in internationalization and localization, the amount of textual data is beginning to explode. Storing such a vast amount of data itself poses a big problem. The further requirement of in-memory index structures for fast look-ups [35] calls for a compressed representation of even the index structure.

Tries [17] and similar constructs try to achieve this by storing each character as a node in a tree and reusing some of the prefix nodes. Since each string is represented as a path from the root to a leaf, the memory requirement is large [13, 32], thereby limiting their application for large text databases. Compact tries [32] and suffix trees [23, 29] aim to alleviate this problem by reusing the storage space of the common prefix or suffix of the strings. However, once two strings differ in a single character, their paths differ, and they are stored separately even though the rest may be the same. In other words, these structures do not aim to reuse the characters forming the strings. As all strings are composed of a defined set of characters, reusing the storage space for common characters promises to provide the most compressed form of representation. This redundancy linked with the need for extreme space-efficient index structures motivated us to develop *INSTRUCT (INdexing STRings by Re-Using Common Triplets)*.

With the size of databases breaking the barrier of terabytes, efficient data mining operations call for fast tech-

niques for tackling prefix, suffix and substring searches. Prefix and suffix search queries allow context-based data retrieval. Data compression techniques, as in the sorting stage of Burrows-Wheeler transform [10] also utilize such searches. Even data clustering algorithms, like suffix tree clustering used in search engines make use of efficient suffix searching. Pattern or substring search is an important query operation in large genome and text data storage, and is used in software maintenance [6] and text editing among other related fields.

We show that INSTRUCT efficiently handles such search queries, thereby making it a complete indexing structure. While the experiments show that INSTRUCT does not achieve industrial-scale (orders of magnitude) speed-ups over the competing structures, we feel that the ability of INSTRUCT to handle all string operations at a better or equal cost makes it a comprehensive structure for string databases.

In a nutshell, our contributions are as follows:

1. We have designed an intelligent structure INSTRUCT for sequence indexing that reuses the storage space for common characters.
2. We have depicted how different operations such as insertion and searching, including prefix, suffix and substring searching, can be efficiently supported by our structure.
3. We have shown that INSTRUCT outperforms the existing structures by up to a factor of two in memory requirements while maintaining better or comparable running times for searching and insertion.

The paper is organized as follows. Section 2 provides a glimpse of the existing data structures for string management. Section 3 defines the structure of INSTRUCT. Algorithms for insertion, searching, etc. using INSTRUCT are presented and analyzed in Section 4. Section 5 reports the experimental results before Section 6 concludes.

2 Related Work

Although hashing [15, 28] provides the fastest way of indexing keys, the fact that the size of the hash table depend heavily on the data collision rate, coupled with no reuse of common character storage, often compels disk accesses, thereby limiting its efficiency. Moreover, it does not support efficient prefix, suffix or substring search operations. Tries [2, 17] are tree-like structures that reuse the storage space for common prefixes, by storing each subsequent character separately as a node. Compact tries [22, 32] fold

the tree path leading up to a single leaf node, i.e., a single suffix, into a single node. The suffix tree [23, 29, 33] and prefix tree [17, 21] respectively collapse the common suffix or prefix into single nodes, but with the increase in the number of unique keys stored, the length of such common suffixes and prefixes decreases, whereby the structures degenerate. Patricia tries [25] extend the concept of folding used by compact tries to single-branch nodes even within the tree structure to increase space efficiency, but uses optimizations to restrict false positive query results. Ternary search trees (TST) [8, 12] are 3-way tree structure with each branching node replaced by a binary search tree. This optimization makes the TSTs require less space than the standard tries [11], but also make them much slower. VLC-tries [18] and LZ-tries [30] do reduce the storage space required, but have significantly complex structures and procedures for querying, which are difficult to implement. VLC-trie uses the divide-and-conquer method to obtain a partition of the edges of the trie into levels that are compressed. Dictionary compression methods like RLE, front-compression, and the LZ family [31] represent data in compressed form, and use Patricia tries, prefix trees, and LZ tries respectively. However, these methods have highly involved insertion procedure, and dynamic operations are not well supported. For example, the basic trie structure does not support efficient substring searching, while prefix and suffix trees are biased towards only a subset of the family of search procedures. Several other similar structures such as the suffix array cater to this end. However, INSTRUCT inherently allows efficient search procedures for all the above methods with lower memory requirements. Burst trie [19] stores keys in buckets indexed by trie-like paths and dynamically splits (or bursts) the buckets during insertion. Although it is currently the most space-efficient structure [3], its performance varies widely with the heuristic for the choice of parameters governing the bursting of the overflowing nodes. B-tries [4] provide a disk version of burst tries.

The common space inefficiency of all these structures arise from the lack of reuse of storage for the individual characters forming the keys. INSTRUCT utilizes just a single node for each triplet of characters, and maps each triplet of a key into the corresponding node. It, thus, forms an efficient in-memory data structure. The keys are stored based on the 3-grams [16] present, with a unit window shift to obtain the next trigram. Indexing with INSTRUCT is therefore closely related to that using n-gram indexing [20]. In INSTRUCT, a set bit represents all strings containing the triplet, and there is no need to merge the results as in the case of n-gram indexing. This makes INSTRUCT simpler and faster. Further, the opti-

mizations achieved by reusing the space, and bit vectors that allow efficient pruning along with the robust range of operations supported makes INSTRUCT more attractive than the simple n-gram indexing.

3 Structure of INSTRUCT

We assume that keys (or equivalently, strings or words) that need to be indexed are sequences of characters from a alphabet of size k . We also assume that the maximum length of any key is at most l . For example, in an English dictionary, $k = 26$ and $l = 29$ ¹ If there any m keys, the total number of characters in the database is $d \leq ml$.

The INSTRUCT structure comprises a collection of k nodes, each corresponding to a particular character of the alphabet. Each node in turn comprises a $k \times k$ matrix. A cell in the matrix corresponds to a particular sequence of 3 characters. We refer to this 3-character set as a *triplet* or a *3-gram*. The cell in the node c_1 at row c_2 and at column c_3 represents the triplet $c_1c_2c_3$ where c_i denotes a character from the alphabet. When a particular triplet is present in a key in the database, the corresponding cell is marked.

However, a triplet may occur at different offsets in a key. It is thus beneficial to include this position information in the index. To enable indexing of positions, a cell is further broken up into an array of l elements, corresponding to l positions where a triplet can occur in a key². When a triplet occurs, only the corresponding element is marked. This, we call the *position array*.

Although INSTRUCT can naturally adapt to dynamically increasing string lengths, fixing the length initially makes the representation simple as then all the structures—nodes, matrices, arrays—become regular arrays of fixed size, and the INSTRUCT structure can be very efficiently implemented as a 4-dimensional *bit array* where the bits can be directly accessed and the bit operations easily performed.

When a particular bit, at say, node c_1 , row c_2 , column c_3 , and position w is set, it indicates that there exists a key in the database with the triplet $c_1c_2c_3$ at position w . Figure 1 shows the details of a matrix and a cell where $k = 4$ and $l = 5$. The INSTRUCT structure can be viewed as a hash table of triplets with position information.

However, unfortunately, the INSTRUCT structure itself is not enough to disambiguate between all the keys in a

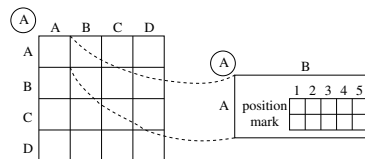


Figure 1: Internal structure of a matrix and a cell.

database. To explain this, consider the following situation. Suppose only the keys ‘ABCA’ and ‘DBCD’ are present in a database. A search on the key ‘ABCD’ will now be successful as all triplets of ‘ABCD’, i.e., both ‘ABC’ and ‘BCD’ are marked in INSTRUCT, and at correct positions, too! The problem is that since only triplets are indexed, the history regarding the original string to which the triplet was a part of, gets lost.

To alleviate the problem, INSTRUCT utilizes another l -element bit array called *mark* in each cell, similar to the *position* array. A bit in the mark array gets set for a triplet *only* when it is the last triplet in a key. Figure 1 shows how the mark array is maintained inside a cell. When a mark bit is set, a container is allocated that stores *all* keys that end with the triplet at the position corresponding to the mark element. The container may be a lexicographically ordered list or a tree-based structure. We discuss the choice of container later. For the above example, the container for ‘BCD’ will only include the key ‘DBCD’, and therefore, a search for ‘ABCD’ will fail. The containers may also be stored in the disk, if necessary, and pointers to them are maintained within INSTRUCT. For searching and insertion, only the required container needs to be brought into memory.

For non-string databases, INSTRUCT can be used to index the primary keys, while the pointers will be to the buckets containing the complete data stored on disk.

The total space requirement of INSTRUCT is, thus, only $2k^3l$ bits in addition to the actual keys (and associated objects). For the English dictionary, this translates to only 125 kB. It is interesting to observe that for a given value of k and l , all possible permutations of characters up to length l (i.e., $k + k^2 + \dots + k^l = O(k^{l+1})$) can be represented in INSTRUCT with the same memory requirement. This feature is quite novel, and makes INSTRUCT extremely robust and space-efficient as compared to other structures. Further, bit implementation allows simple bit operations such as AND, RIGHT SHIFT, etc. in the algorithms for searching and insertion (presented in Section 4), thereby making them extremely efficient.

For extreme pathological cases, where the database is so huge that even this index cannot be accommodated in

¹The longest non-technical word in English is *floccinaucinihilipilification* (http://en.wikipedia.org/wiki/Longest_word_in_English).

²Only $l - 2$ positions are needed, as there can be a maximum of $l - 2$ triplets from a key of length l . However, we ignore this to simplify the discussion.

the main memory, the individual nodes of INSTRUCT can be easily stored in the disk, as they are independently processed for the different triplets. The nodes (and corresponding containers) can be dynamically loaded. Using various caching and paging policies, the performance in such situations can be quite efficient. We do not assume such cases in this paper.

4 Algorithms

4.1 Insertion

The insertion procedure into INSTRUCT is based on repeatedly setting the correct position bits based on all the triplets present in the key. For the triplet $c_1c_2c_3$ at position w in the key, the bit in the position array indexed by node c_1 , row c_2 , column c_3 and position w is set. If this is the last triplet of the key, i.e., c_3 is the last character, then the corresponding mark bit is also set. If there is a container already pointed to by the bit (as there may be other keys in the database ending with $c_1c_2c_3$ at w), the new key is inserted into the container. If there is no such container, a new one is allocated and the key is inserted. The setting of the bits can be efficiently implemented using bit-wise operators with appropriate bit masks. Without loss of generality, we consider that unique keys are inserted into INSTRUCT as primary keys are never duplicated. In the situation where keys may be duplicated, the containers will be implemented as a tree-based structure, and the insertion procedure will be replaced by a search-and-insert procedure where a key is searched initially, and is inserted only if it is absent.

For keys of size 1 and 2, we maintain a special container, the size of which is bounded by $k + k^2$. This handles the boundary conditions where no proper triplet can be formed.

Consider inserting the key ‘ACAD’. The first triplet is ‘ACA’. Following the algorithm, $position[A][C][A][1]$ is set (Figure 2(a)). In the next step, both $position[C][A][D][2]$ and $mark[C][A][D][2]$ are set (Figure 2(b)). Since the key has ended, a container is allocated. All keys of the form ‘?CAD’ are indexed in this container, where ‘?’ stands for any character. *As a further space optimization, since the last triplet, i.e., ‘CAD’ is common for all keys in the container, only the rest, i.e., ‘A’, is stored.*

Inserting a key of length n requires setting $n - 2$ bits corresponding to the triplets in the key. Since array addressing takes constant time, the time taken in this phase is $O(n)$. After the mark bit is set, the key is inserted into the container. Thus, the total time to insert a key is $O(n)$

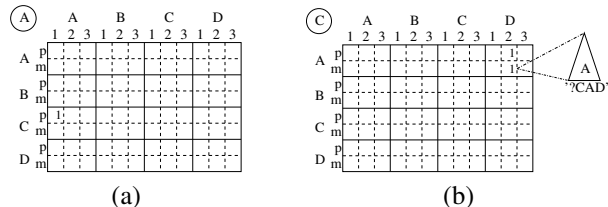


Figure 2: Insertion of key ‘ACAD’: (a) first triplet (‘ACA’) and (b) last triplet (‘ACAD’).

+ (time to insert in container). The latter time depends on the nature of the container as well as its size. If the container is a list, e.g., a linked list or a dynamic array, insertion can be achieved in $O(1)$ time. If, on the other hand, the container is organized as a tree-structure, e.g., a balanced binary search tree (BST), insertion takes $O(\log s)$ time where s is the size of the container.

4.2 Searching

Searching a key in INSTRUCT follows the same procedure as insertion. For every triplet in the key, the corresponding bit at the particular position is checked (again we use masks and bit-wise operators for this purpose). For the final triplet, the mark bit is also checked. If any such bit is not set, then the key cannot be in the database, and the search is terminated. So, there are no false negatives.

However, even if all such bits are set, the container pointed to by the mark bit needs to be searched, as the bits may be set due to the presence of the key (successful search) or may be due to the presence of other keys in the database that together happen to contain all the triplets at the right positions (unsuccessful search). Thus, a subsequent search in the container is required to resolve between the two cases. In Section 4.3, we estimate the probability of such a false positive.

Consequently, in the worst case, the time for searching a key of length n is $O(n) +$ (time to search in container). If the container is a linked list of size s , the latter time is $O(s)$; if it is a BST, the time is $O(\log s)$.

Figure 3 shows the snapshot of a INSTRUCT structure storing the keys ‘ABCD A’, ‘ADCDB’, ‘CCDA’, and ‘BCDAAD’. Assume that the key ‘ADCDB’ is queried. For the first triplet ‘ADC’, we obtain the position bit vector from the corresponding node. It must contain a set bit at the first position. Since that is the case here, the position vector for the next triplet ‘DCD’ is checked, which has the second bit set. Moving forward, for the last and final triplet ‘CDB’, both the position and the mark vectors contain a set bit at the third position. Thus, the container

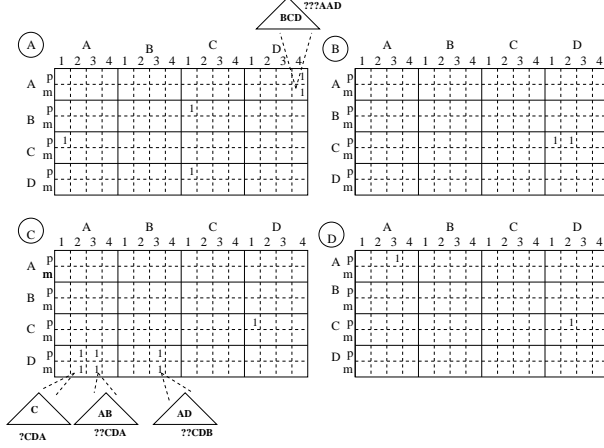


Figure 3: Example of INSTRUCT storing the keys ‘ABCD’, ‘ADCDB’, ‘CCDA’, and ‘BCDAAD’.

corresponding to the mark bit is searched. It should be noted that the last triplet is not stored in the containers as it can be obtained from the position of the mark bit. Consequently, the string ‘ADCDB’ is reported as present.

If the key ‘DCDB’ is queried, the searching stops at the first step since the position vector for ‘DCD’ does not contain a set bit at position 1. A more interesting case is for the key ‘ADCDA’. All the triplets have the position bits correctly set and the container corresponding to the final triplet ‘CDA’ is searched. This is an example of a false positive search using the INSTRUCT index only, as finally the container search returns a negative answer.

The searching algorithm can also follow another strategy. Only the mark bit corresponding to the last triplet is examined. If it is not set, the search fails. Otherwise, the container is directly searched without checking the bits for the other triplets. This avoids traversing the length of the search key (i.e., the $O(n)$ time in the total cost). However, the chance that an unsuccessful search is terminated early is eliminated. On the other hand, for a successful search, this is always a better strategy. We call this the *direct search* strategy as opposed to the *index search* strategy otherwise.

4.3 Analysis of searching

We now analyze the chance of an unsuccessful search being terminated early, and use that to devise the optimum search strategy. An unsuccessful search key of length n will be searched in a container if and only if for every triplet and position the key generates, the corresponding position bits are set, i.e., for every triplet $c_1c_2c_3$ at posi-

tion w , there is another key in the database with the same triplet $c_1c_2c_3$ at the same position w .

Since not all keys may be of length w , we denote the number of keys in the database having a length of *at least* w by $f(w)$ and the probability that at least 1 out of m keys in the database contains character c_1 at position w by P_w . Assuming all the characters to be equi-probable, i.e., the probability of occurrence of a character at any particular position is $1/k$, we get,

$$\begin{aligned}
 P_w &= 1 - P(\text{no key contains } c_1) \\
 &= 1 - (P(\text{key contains character other than } c_1))^{f(w)} \\
 &= 1 - (1 - 1/k)^{f(w)} \quad (1)
 \end{aligned}$$

The probability that a triplet appears at the position w is then the product of the three individual probabilities (since the corresponding events are independent):

$$\begin{aligned}
 P_{w,3} &= P_w \cdot P_{w+1} \cdot P_{w+2} \\
 &= \left(1 - (1 - 1/k)^{f(w)}\right) \cdot \left(1 - (1 - 1/k)^{f(w+1)}\right) \cdot \\
 &\quad \left(1 - (1 - 1/k)^{f(w+2)}\right) \\
 &\simeq 1 - \sum_{i=w}^{w+2} (1 - 1/k)^{f(i)} \text{ [ignoring higher order terms]} \quad (2)
 \end{aligned}$$

Eq. (2) provides a way to compute the probability of all $n - 2$ triplets appearing at positions $1, \dots, n - 2$. The last triplet, however, must also be the last triplet in some other key of the same length. Denoting the number of database keys that has a length of *exactly* w by $g(w)$, Eq. (1) can be modified as:

$$P_{w_e} = 1 - (1 - 1/k)^{g(w)} \quad (3)$$

Consequently, Eq. (2) can be modified to:

$$P_{w_e,3} \simeq 1 - \sum_{i=w}^{w+1} (1 - 1/k)^{f(i)} - (1 - 1/k)^{g(w+2)} \quad (4)$$

The occurrence of two consecutive triplets is *not* independent as they share two characters. However, for simplifying the calculations, we assume that the events are independent. With this assumption, the probability P_n that all the triplets of the search key of length n are present in

the database can be estimated as

$$\begin{aligned}
P_n &= \left(\prod_{j=1}^{n-3} P_{j,3} \right) \cdot P_{n-2e,3} \\
&= \prod_{j=1}^{n-3} \left(1 - \sum_{i=j}^{j+2} (1-1/k)^{f(i)} \right) \\
&\quad \left(1 - \sum_{i=n-2}^{n-1} (1-1/k)^{f(i)} - (1-1/k)^{g(n)} \right) \\
&\simeq 1 - \sum_{j=1}^{n-2} \sum_{i=j}^{j+2} (1-1/k)^{f(i)} + (1-1/k)^{f(n)} \\
&\quad - (1-1/k)^{g(n)} \text{ [ignoring higher order terms]}
\end{aligned} \tag{5}$$

Since each of the $f(i)$ and $g(i)$ terms are bounded by m , P_n can be upper bounded as follows:

$$P_n \leq 1 - \sum_{j=1}^{n-2} \sum_{i=j}^{j+2} (1-1/k)^m = 1 - 3(n-2)(1-1/k)^m \tag{6}$$

Eq. (6) can be used to determine the optimal search strategy. Assume that searching for a key through INSTRUCT takes T_s time and that through a container takes T_c time. For an unsuccessful key of length n , the search is terminated using the INSTRUCT index structure with probability $(1 - P_n)$. Otherwise, with probability P_n , the container is searched as well. Thus, the expected searching time for this *index search* strategy is

$$T_i = (1 - P_n)T_s + P_n(T_s + T_c) \tag{7}$$

The alternate *direct search* strategy first checks whether the mark bit is set for the last (i.e., $(n-2)^{\text{th}}$) triplet, and only if so, searches the associated container. The expected time, thus, is

$$T_d = P_{n-2e,3}T_c \tag{8}$$

Thus, it is beneficial to search through INSTRUCT when

$$\begin{aligned}
T_i &\leq T_d \\
\text{or, } T_s &\leq (P_{n-2e,3} - P_n)T_c
\end{aligned} \tag{9}$$

Using Eq. (6) and replacing $f(i)$, $g(i)$, etc. in Eq. (4) by m ,

$$T_s/T_c \leq 3(n-3)(1-1/k)^m \tag{10}$$

When the length of an unsuccessful search key, n , increases, the probability of the search being pruned by INSTRUCT increases, as it is less likely that all the triplets will be present at precisely the right positions. On the other hand, when the number of keys, m , is very large, due to the large number of triplets, it becomes more likely that there exists a triplet in the database at a particular position. As a result, searching through INSTRUCT wastes time as there will be little pruning. The size of the alphabet, k , has an opposing effect. When the number of possible characters increase, it is less likely that a triplet will be repeated in the database, thereby making the chance of pruning an unsuccessful search higher. Eq. (10) confirms these behaviors. Section 5 experimentally establishes them.

4.4 Suffix Searching

The suffix search procedure is almost the same as the exact key search, except for one crucial difference. For an exact string search, since the length of the search key is known, only the particular position bit is checked in the mark array corresponding to the last triplet of the key. A suffix, on the other hand, can end at any length and one particular mark bit cannot be checked. If, however, the lengths are known, then the suffix can be easily searched by iterating over all such possible lengths. The trick, therefore, is figuring out these lengths efficiently.

Suppose the query suffix is $c_1c_2 \dots c_f$. For the last triplet, i.e., $c_{f-2}c_{f-1}c_f$, we check at what positions it ends in the mark array. If there is a mark bit set at position p , it means that there exists a key in the database that ends at position p with the triplet $c_{f-2}c_{f-1}c_f$. We next check the previous triplet $c_{f-3}c_{f-2}c_{f-1}$ in the position array. If a key contains both the triplets, then the position of the last triplet must be *exactly* one more than the position of the last but one triplet. Thus, for every set bit at position p in the mark array, if there is no set bit at position $p-1$ in the previous array, there cannot be a key ending at position p containing both the triplets $c_{f-2}c_{f-1}c_f$ and $c_{f-3}c_{f-2}c_{f-1}$. Hence, the query cannot be a suffix ending at position p , and the position p can be removed from the list of possible positions. We continue in this fashion for all the triplets in the suffix. For all the mark bits that survive this pruning, we do a search in the corresponding containers.

For efficiency purposes, the above operations are performed using bit vectors. The mark and position arrays are all bit vectors. To obtain all the $p-1$ positions from the mark vector, it is RIGHT SHIFT-ed by one bit. The resulting vector is then AND-ed with the position vector of the previous triplet to obtain the new list of positions.

The RIGHT SHIFT and AND operations are done at most $f - 2$ times for a suffix of length f .

Consider searching the suffix ‘BCDA’ in the INSTRUCT structure shown in Figure 3. The mark vector V in the node corresponding to the last triplet ‘CDA’ encodes the probable ending positions for strings with the queried suffix. The previous triplet, ‘BCD’, is next considered. Its position vector is RIGHT SHIFT-ed by one position and is AND-ed with V , setting the 2nd and 3rd bits of V . The containers attached to the last triplet ‘CDA’ at these positions are finally searched to return the string ‘ABCD’.

Searching an unsuccessful suffix such as ‘ACDA’ produces an empty V vector as there is no ‘ACD’ triplet in the database. Consequently, we directly report that there are no strings with the queried suffix. If the suffix ‘DCDA’ is queried, only the 3rd bit of V is set and the corresponding container is searched. Once more, this is an example of a false positive, as no key with the queried suffix is found.

We now analyze the time complexity of this procedure. In the worst case, every mark bit is set and none of them gets pruned by the subsequent operations. For a suffix of length f , the complexity of performing the list operations is $O(f.l)$, where l is the maximum length of a key. Finally, all $O(l)$ containers are searched. Hence, the total time for suffix search is $O(fl) + O(l) \times T$, where T is the average time for searching a container.

4.5 Prefix Searching

The prefix searching method exploits the fact that a prefix of a key is a suffix of the *reverse* of the key. Hence, we maintain a separate INSTRUCT structure where the reverse of every key in the database is inserted. A prefix search in the original space translates to a suffix search on the reverse INSTRUCT structure. This strategy, however, doubles the space requirements of INSTRUCT.

4.6 Substring Searching

A substring can be efficiently searched in INSTRUCT, albeit with an increase in the space requirements. The key idea is to note that any substring, when sufficiently shifted, becomes a prefix. Thus, if the amount of shifting is known, each key in the database can be shifted by that amount, and a prefix search can be issued on the shifted keys. This is precisely the idea that INSTRUCT uses.

In addition to the original reverse INSTRUCT structure, we maintain $l - 1$ extra reverse structures, S_i , $i = 1, \dots, l - 1$, where l is the maximum length of a key.

Figure 4 shows the first reverse structure S_1 corresponding to the keys in Figure 3. When a key of length n

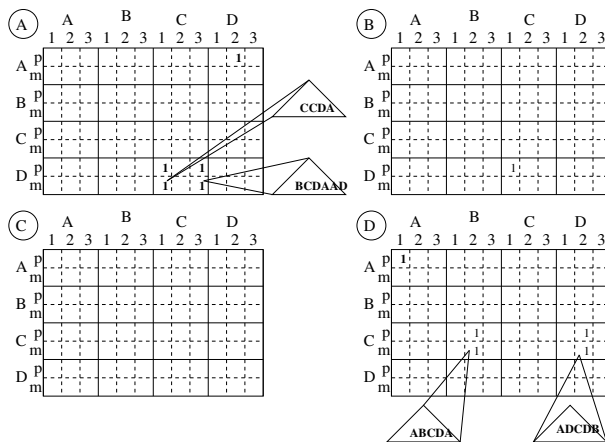


Figure 4: Example of extra reverse INSTRUCT structure for substring search.

is inserted into INSTRUCT and its reverse is inserted into reverse INSTRUCT, $n - 1$ strings are extracted from the key in addition, by shifting one character at a time. The resulting strings are inserted into the corresponding reverse INSTRUCT structures. Suppose a key $K = c_1c_2 \dots c_n$ is inserted. We create $n - 1$ strings from the key. The i^{th} string $K_i = c_{i+1}c_{i+2} \dots c_n$ is inserted into S_i . Although only a part of the key, i.e., K_i is used to index in S_i , the containers of S_i stores the entire key K . This is done to ensure that the original keys can be returned from S_i after a successful search.

The algorithm for substring search uses a similar strategy as the suffix search. When a substring $c_1c_2 \dots c_r$ of length r is queried, first, the positions where the last triplet $c_{r-2}c_{r-1}c_r$ are present are found by using the position array corresponding to the triplet. Note that this deviates from the suffix search as the position vector, and not the mark vector needs to be searched, since a key may not necessarily end with the substring. The triplets are then traversed backwards and all possible positions where the substring can start are found. Suppose the list of these positions is L . For every position $p \in L$, a prefix search with the substring is performed at the structure S_p . The complete results on searching the various structures provides the entire set of database keys containing the substring.

Consider a substring query for ‘BCDA’ in the INSTRUCT structure shown in Figure 3. The position bit vector V of the last triplet ‘CDA’ includes all possible positions where the substring can end in a key. Next, V is then LEFT SHIFT-ed by one bit and bit-wise AND-ed with the position vector of the previous substring triplet, i.e., ‘BCD’. The bits at position 1 and 2 of V are set in

this process. This implies that the substring can start only at positions 1 and 2 in a key. Hence, a prefix search with ‘BCDA’ is issued in the two reverse INSTRUCT structures corresponding to these positions, i.e., the (original) reverse INSTRUCT and the one-shifted reverse INSTRUCT S_1 . The prefix searches in the two structures generate ‘ABCDA’ and ‘BCDAAD’ as the result.

Next, consider an unsuccessful substring search on ‘CCDD’. Since there is no such triplet ‘CDD’ in the database, the search can be immediately terminated without accessing any of the reverse structures. This provides a substantial advantage over other brute-force or trie-based methods.

The chances of false positives, however, remain. For example, consider the substring ‘DCDA’. The position vectors of ‘CDA’ when LEFT SHIFT-ed and AND-ed with the position vector of ‘DCD’ yield position 2 as a possibility where the substring can occur in a key. Thus, a prefix search in the one-shifted reverse structure S_1 is issued. However, only an empty result set is returned.

Storing the extra INSTRUCT structures increases the total space complexity to $2k^3l^2$ bits. For the English dictionary mentioned in Section 3, this evaluates to 3.5 MB. If there is not enough space in the memory to store all the reverse structures, the extra ones are stored on disk. These extra structures are invoked only for a substring search, and only if the corresponding offset is in the possible list of positions. As the extra INSTRUCT structures are independent, the prefix searches in the different structures can be performed in parallel. The experiments reported in Section 5, however, do not use parallelization.

In a sequential machine, the time for substring search is determined by the number of prefix searches and the time for each of them. So, the total time complexity for searching a substring of length r is $(O(lr) + O(l) \times T) \times$ (the number of prefix search positions found), where T is the average time to search a container. In the next section, we calculate the expected number of such prefix searches.

4.7 Analysis of Prefix, Suffix, and Substring Searching

The search procedures guarantee correct results by finally searching the containers that have a possibility of containing an answer. An unsuccessful search may be generated if all the triplets present in the query are also present at the same position in other keys of the database. We now analyze the searching of suffixes, prefixes and substrings.

Eq. (6) shows the probability that a particular string of length n is searched in a container. The probability P_{prefix} that the entire prefix of length s is matched, and

an unsuccessful search is generated, can be deduced similarly:

$$P_{prefix} \leq 1 - 3(s - 2)(1 - 1/k)^m \quad (11)$$

Note that here we are ignoring the positions where a prefix can start as we have bounded the number of keys at a position by its worst case, which is the total number of keys m . In reality, P_{prefix} is much less. The probability P_{suffix} that the entire length of a suffix of length f is matched, and an unsuccessful search is generated is the same when $f(i)$ and $g(i)$ terms are bounded by m .

The above equation also provides an upper bound of the probability that a search for a substring of length s is issued when it is not present in the database. We use this bound to analyze the substring searching.

The substring search is actually a series of prefix searches. Each such search has an analysis as given by Eq. (11). The expected number of prefix searches that will be issued in the different INSTRUCT structures for a substring search is equal to the expected number of positions in the final list after all the triplets of the substring have been traversed.

We assume the event that the substring of length s occurs at position i to be independent of the event that the substring occurs at some other position j . Again, this is a simplification, as for long substrings or for short differences in i and j , the events are not independent. Modeling the occurrence of the substring by binomial trials, the expected number of positions where the substring occurs is given by the product of the total number of trials and the probability of success in each trial. The total number of trials is l as there can be l positions. The probability of success in each trial (i.e., position), is given by Eq. (11). The expected number of prefix searches is then

$$l \times P_{prefix} \leq l \times (1 - 3(s - 2)(1 - 1/k)^m) \quad (12)$$

When the largest length of a key, l , increases, the chance that a prefix search needs to be issued also increases. When the number of keys, m , increases, it becomes more likely that a key in the database will have the queried substring, thereby increasing the number of searches. The length of the substring queried, s , has an opposing effect as more triplets need to be present before a search is issued in the container. Finally, when the size of the alphabet, k , increases, the chance that a particular triplet occurs decreases since the probability of a character matching with another decreases.

4.8 Deletion, Updating, and Re-insertion

When a key is to be deleted from INSTRUCT, it is first searched. If it is found, the deletion operation in the con-

tainer is performed. The corresponding mark bit is reset to 0 only when the container becomes empty; also, the container is de-allocated. Updating a key involves deleting the key and then inserting the modified key, while re-insertion follows the same procedure as insertion. The time complexities of these procedures are bounded by those of insertion and searching.

The mark vector and the position vectors remain filled up after repeated deletions and insertions. This poses a problem for searching as the pruning capacity of INSTRUCT decreases. However, unlike the position bits, a mark bit can be reset to 0 if the corresponding container becomes empty due to deletions. In any case, the time for searching in the container decreases even though the mark bit remains set (if the container does not become empty). Further, most string-based applications perform many more insertion and search operations than deletion, thereby rendering this a not-so-critical issue.

5 Experiments

In order to assess the performance of INSTRUCT, we conducted tests on multiple datasets and compared it with two other structures, burst trie [19] and compact trie [22, 32]. While there exists a number of other structures that support string operations (see Section 2), the burst trie is reported to require the least amount of memory [3], while the compact trie is reported to be the fastest for exact key searching operations [22, 32]. Hence, we compared INSTRUCT with these two structures only.

We used two real datasets: (i) English dictionary (obtained from <http://www.outpost9.com/files/WordLists.html>), and (ii) protein sequences from RCSB Protein Data Bank (PDB, <http://www.rcsb.org/pdb/>). We also used synthetic datasets to assess the scalability and practicality of our algorithms. The datasets were uniformly distributed random data (henceforth referred to as Uniform dataset) and Zipfian distributed data (Zipfian dataset), both with varying parameters. Section 4.3 assumes a random distribution while many natural datasets such as the English dictionary follow the Zipfian distribution.

The containers in INSTRUCT can be organized as a list or as a BST. These two variants were compared against the two trie variants, burst trie and compact trie, with respect to the following parameters: (i) memory size, (ii) insertion time, and (iii) searching time for both successful and unsuccessful searches. We also measure empirically the probability of pruning the false positives during a search as well as show the results for prefix, suffix, and substring searches. These experiments were run on a 2.1 GHz desk-

top PC with 2 GB of memory using C++ compiler on a Linux platform. Due to space constraints, we show only the representative results while complete results can be found in [14].

5.1 Real datasets

Table 1 summarizes the two real datasets. Table 2(a) shows that the INSTRUCT structures require lesser storage space than the other two structures. The main component of the storage comes from the actual keys themselves, and thus, the differences are very small. The insertion and search times are also better. Table 2(b), on the other hand, shows that the memory requirement of the INSTRUCT structure becomes very large when the length of the keys are large. The overhead of maintaining bit vectors of length 2512 for every cell of the matrix requires about 10 MB of memory space. However, the insertion and search times are lesser than those for the burst trie. The pruning offered by indexing makes the search faster.

Since the search performance of INSTRUCT depends on the number and size of containers, we measured the following additional parameters as well: (i) total number of containers, (ii) largest size of a container, and (iii) average size of a container.

The average size of a container shows how well the keys are spread. If this number is low, then the keys are well-distributed in the containers. Then, even when a container is accessed for a key that is absent in the database, the overhead of searching the container is less. In such cases, the choice of the list versus BST variants does not matter much.

The other important factor for searching time is the false positive rate. It is measured as the number of times a container is accessed and searched for a search key that is not in the database, i.e., for an unsuccessful search. Table 1 shows that this ratio is almost negligible for the dictionary dataset. Thus, the index in the INSTRUCT structure can prune efficiently most of the unsuccessful searches without accessing the containers. Even for the protein dataset, about 84% of the unsuccessful searches are pruned.

5.2 Uniform and Zipfian datasets

For synthetic datasets, the important parameters affecting the performance of the algorithms are: (i) total number of keys, m , (ii) size of the alphabet, k , (iii) length of the longest key, l , and (iv) length of the query substring, n .

The datasets were generated by controlling these parameters. The length of each key was chosen randomly

Dataset	Number of keys, m	Number of symbols, k	Longest key length, l	Number of characters	Max. size of a container	Avg. size of a container	False positive rate
English dictionary	179,935	26	45	1,198,635	601	7.5	0.019
Protein sequences	38,627	21	2512	5,846,331	205	1.3	0.161

Table 1: Parameters and search performance for the real datasets.

Index structure	Total memory	Time to insert	Searching time			Index structure	Total memory	Time to insert	Searching time		
			Succ	Unsucc	Total				Succ	Unsucc	Total
INS. BST	1.50 MB	1.42 s	0.51 s	0.54 s	1.05 s	INS. BST	15.73 MB	4.89 s	2.28 s	2.21 s	4.49 s
INS. List	1.50 MB	1.29 s	0.59 s	0.58 s	1.17 s	INS. List	15.73 MB	4.66 s	2.44 s	2.16 s	4.60 s
Burst tr.	1.53 MB	1.61 s	0.64 s	0.66 s	1.30 s	Burst tr.	15.89 MB	5.64 s	2.64 s	2.67 s	5.31 s
Compact tr.	2.38 MB	1.82 s	0.65 s	0.65 s	1.31 s	Compact tr.	25.71 MB	9.29 s	2.70 s	2.37 s	5.07 s

(a)

(b)

Table 2: (a) English dictionary results. (b) Protein sequence results.

from 1 to l , and each character was chosen from an uniform or a Zipfian distribution of k characters. Two-thirds of the keys thus generated were inserted in the structure. The rest one-third was used to trigger searches that were unsuccessful. Half of the inserted data (i.e., one-third of the total generated keys) was used to trigger successful searches. The prefix, suffix and substring were generated from the strings stored, starting from random positions and of varying lengths.

5.3 Effect of number of keys

With the increase in the number of keys, the size of dataset increases. Therefore, the memory requirement increases as well. However, the size of the multi-dimensional array index structure of INSTRUCT is independent of the number of keys. It depends only on the alphabet set size and the length of keys. Hence, the growth in memory space is at most linear due to the actual key storage in the containers. Figure 5(a) shows that INSTRUCT requires the least amount of memory and has a better scalability as compared to the burst and compact tries.

Figure 5(b) shows the effect of number of keys on the insertion time for Zipfian data. As expected, the scalability is roughly linear for all the structures. As the number of keys increases, the average size of each container increases as well. This explains the widening gap in insertion times between the two variants of INSTRUCT. The burst trie performs the worst due to the nature of the burst heuristic.

The next experiment measures the running time for searching both successful and unsuccessful keys. The performance of INSTRUCT suffers when a large number of

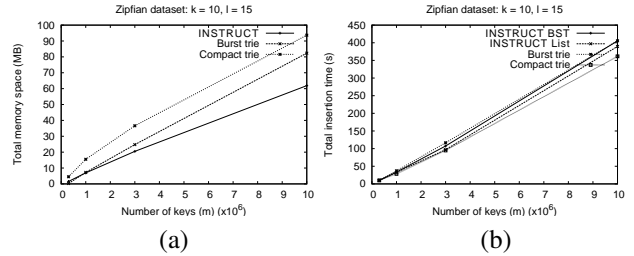


Figure 5: Effect of number of keys on (a) memory size and (b) insertion time.

keys are present in the database (Figure 6(a)). The large number of false positives with the increase in the size of the database necessitates more searches in the containers. The large size of the containers degrades the search performance. The BST variant performs better than the list variant due to its superior arrangement of keys in the container. Modeling the list in a lexicographic order would help in boosting the performance of the list implementation of the containers.

To analyze the search time for unsuccessful keys of the direct search strategy versus the index search strategy, we measured the ratio of the number of searches pruned. Figure 6(b) shows the comparison of the ratio of pruning between the two strategies. The pruning for the direct strategy is almost constant while that for the index strategy decreases exponentially with the number of keys as indicated by Eq. (6). The figure also illustrates the fact that it is prudent to follow the direct search when there is a large number of keys as it is more likely that all the

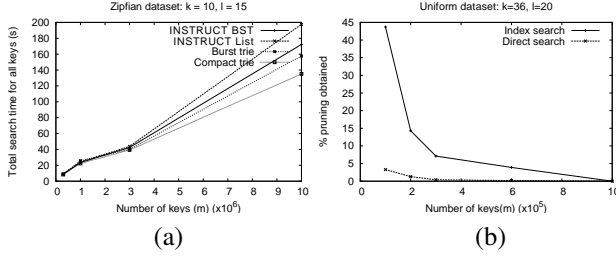


Figure 6: Effect of number of keys on (a) search time and (b) pruning.

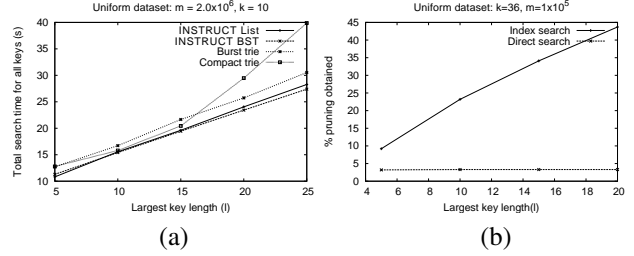


Figure 8: Effect of largest key length on (a) search time and (b) pruning.

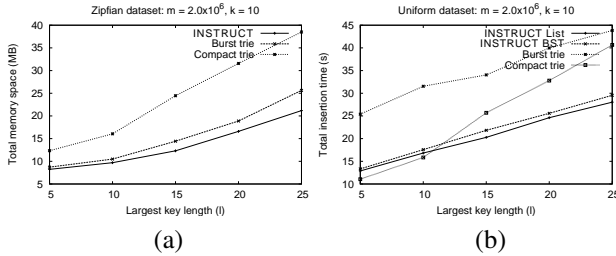


Figure 7: Effect of largest key length on (a) memory size and (b) insertion time.

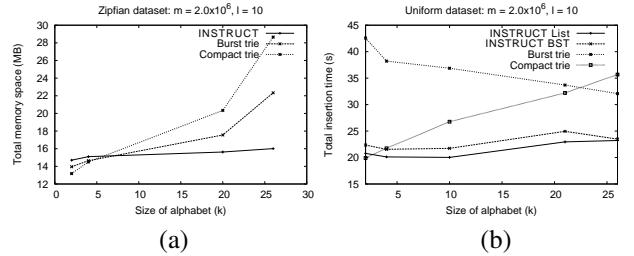


Figure 9: Effect of alphabet size on (a) memory size and (b) insertion time.

triplets checked will be in the database and the search cannot be pruned (as the pruning factor for both the strategies roughly becomes the same), thereby reducing the actual search time.

5.4 Effect of largest key length

The next set of experiments measure the effect of the key length on the various algorithms. The number of pointers in trie-based structures increases with the maximum length of the keys. Figure 7(a) shows that the increase in memory size with the largest key length is faster for the trie-based structures. In the case of INSTRUCT, only the lengths of the bit vectors increase and, thus, the size of the whole index increases linearly. However, the memory requirement is mainly dominated by the actual storage of the keys, and therefore, the scalability is much better. Consequently, INSTRUCT requires lesser memory space (refer [14]).

Inserting a key requires setting the bits corresponding to all the triplets in the index; so, the insertion time increases with the key length (Figure 7(b)). However, since trie-based structures invoke pointer chasing whereas INSTRUCT uses direct array access, the insertion procedure in INSTRUCT is faster.

Searching a key with a larger length has two opposing effects on the running time. On one hand, more number of triplets need to be checked in the structure. On the other hand, Eq. (5) shows that more the number of triplets in a key, the better is the chance of pruning it, thereby saving the searching time inside a container. However, for successful searches, the time to search in the index is simply an overhead, as the container will have to be searched. Thus, the total time for searching increases. Nevertheless, the searching times using INSTRUCT are smaller than the trie structures (Figure 8(a)).

Figure 8(b) shows that the pruning produced by larger number of triplets in a longer key makes searching through the index perform better than the direct search. The increase in pruning is linear with the length of the key. Thus, the total time for searching increases. Nevertheless, the searching times using INSTRUCT are smaller than the trie structures (Figure 8(a)).

5.5 Effect of alphabet size

With the increase in the number of characters, the fanout of the trie-based structures increases. Due to this increase in the number of pointers, the memory requirement increases (Figure 9(a)). In INSTRUCT, even though the size of the index increases cubically, it is only in the order of

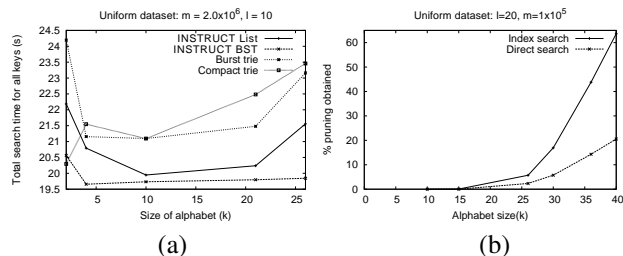


Figure 10: Effect of alphabet size on (a) search time and (b) pruning.

bits. Thus, the size of the memory increases only slightly.

For a larger alphabet size, the spread of the keys becomes better due to lesser number of collisions. Consequently, the burst trie undergoes lesser number of burst operations, and the total insertion time decreases with increasing alphabet size. Figure 9(b) shows that the insertion time for the compact trie, however, increases. The insertion time for INSTRUCT depends on the length of the key and the size of the container and is, therefore, mostly independent of the alphabet size.

Figure 10(a) shows the searching time for different alphabet sizes. For a small alphabet ($k = 2$), the false positive rate is practically 1 and the container sizes are extremely large. As a result, the searching time is large. When the alphabet size increases, this probability decreases, thereby reducing the searching time. However, for large alphabet sizes, the size of the containers increase. Consequently, after $k = 10$, the structures show an increase in the searching time.

The probability that a key which is absent in the database will still be searched in a container is given by Eq. (5). From the equation, we can see that more the size of the alphabet is, the lesser is the false positive rate. Intuitively, with more characters to choose from, there is a lesser chance that the same triplet will be randomly chosen by a key in the database. Eq. (6) indicates that the amount of pruning should increase exponentially, and this is validated by Figure 10(b). Thus, the time for unsuccessful searches decreases when the alphabet size is increased. The effect is less prominent for the direct search strategy as it prunes only on the basis of the last triplet in a key.

5.6 Effect of query length on prefix and suffix search

The first set of experiments measure the running times for successful, unsuccessful and total search time for query suffixes of different lengths. When the presence of the

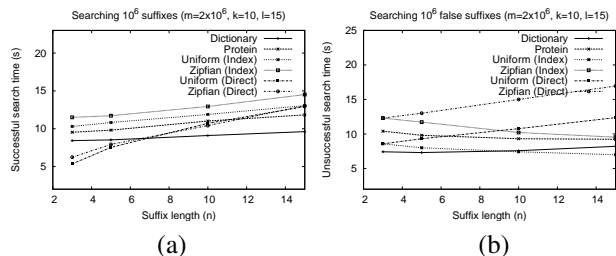


Figure 11: Effect of query length on (a) successful and (b) unsuccessful suffix search time.

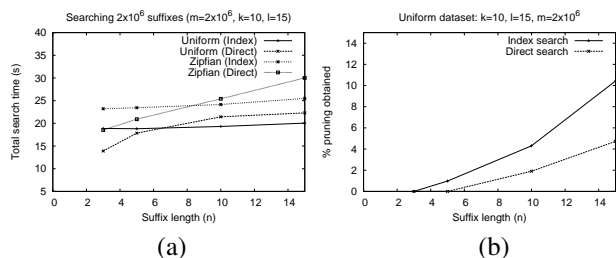


Figure 12: Effect of query suffix length on (a) total search time and (b) pruning.

suffix in INSTRUCT is guaranteed, the direct search performs better than index search, as it bypasses the overhead of traversing through the entire length of the query suffix, as indicated by Figure 11(a). However, for unsuccessful searches, as the length of the query suffix increases, the number of triplets increases, producing a better pruning ratio for the indexed strategy. Thus, it performs better as shown in Figure 11(b). Figure 12(a) shows the total search time when both types of searches are issued. Overall, the index strategy performs better for larger query lengths.

The prefix search experiments showed similar behavior and are, therefore, not reported. The effect of the other parameters are roughly equal as that of an exact key search (refer [14]).

5.7 Effect of query length on substring search

The substring search in case of INSTRUCT involves a collection of prefix search queries in the additional INSTRUCT structures. Hence, the search strategies show a similar behavior as that of prefix search. However, as the prefix searches are done in a number of structures, for a successful substring search, the direct search will perform much better (Figure 13(a)) while for a unsuccessful sub-

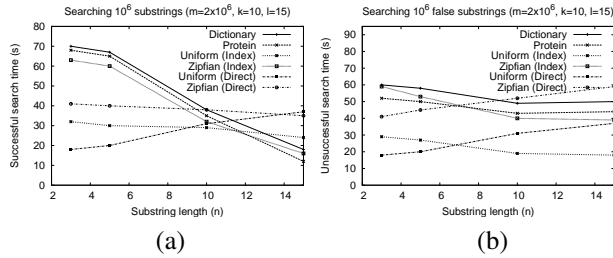


Figure 13: Effect of query length on (a) successful and (b) unsuccessful substring search time.

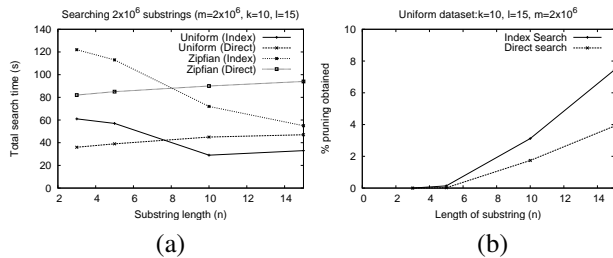


Figure 14: Effect of substring length on (a) total search time and (b) pruning.

string search, the index search will show significant improvement (Figure 13(b)) due to the effect of better pruning of the containers that are searched for larger query substring lengths (as shown in Figure 14(b)). The total search time for both successful and unsuccessful queries is captured in Figure 14(a).

5.8 Summary of experiments

We can summarize the experimental observations as follows:

- Operating on an expanding database, the containers of INSTRUCT should be implemented as a list allowing constant insertion time. For a relatively stable dataset, however, the BST implementation of the containers is preferred for efficient retrieval purposes.
- For large databases (10^6 keys or more), the direct search performs better as it does not traverse through the index structure and the pruning ratio for both the strategies are almost equal.
- When the search query length increases to more than 9, it is better to use the index search strategy as the pruning offered is better.

- When the alphabet size is more than 15, INSTRUCT is a better choice than other structures due to lower memory needs.

6 Conclusions

In this paper, we have designed a data structure, INSTRUCT, that efficiently manages large sets of strings (or keys) and handles all the different string queries with low memory requirements. We described the indexing technique used by INSTRUCT, and developed two variants—list and binary search tree—for the final container of the keys. We also developed algorithms for different key operations including exact key searching, insertion, deletion, updating, re-insertion, prefix/suffix searching and substring searching. We analyzed how the performance of the different searching operations and the probability of a search being pruned change with the number of keys, the length of the key and the alphabet size. Our experiments showed that INSTRUCT is better than the competing structures in terms of memory size by up to a factor of two, while the insertion and searching times are either better than or comparable with.

In future, we plan to investigate the effect of modeling the containers as different data structures such as a hash table, and also how parallelization of the different procedures improve the running time.

References

- [1] A. V. Aho, R. Sethi, and J. D. Ullman. *Compilers: Principles, Techniques and Tools*. Addison-Wesley, 1986.
- [2] J. I. Aoe, K. Morimoto, and T. Sato. An efficient implementation of trie structures. *Software-Practice and Experience*, 22:695–721, 1992.
- [3] N. Askitis and S. Sinha. Hat-trie: a cache-conscious data structure for strings. *ACSC*, 13, 2007.
- [4] N. Askitis and J. Zobel. B-tries for disk-based string management. *VLDBJ*, 18(1):157–179, 2009.
- [5] R. A. Baeza-Yates and G. Gonnet. Fast text searching on regular expressions or automaton searching on tries. *Journal of ACM*, 43(6):915–936, 1996.
- [6] B. Baker. A theory of parameterized pattern matching: Algorithms and applications. In *ACM Symposium on Theory of Computing*, pages 71–80, 1993.

- [7] T. C. Bell, J. G. Cleary, and I. H. Witten. *Text Compression*. Prentice-Hall, 1990.
- [8] J. Bentley and R. Sedgewick. Fast algorithms for sorting and searching strings. In *Proc. Annual ACM-SIAM Symp. on Discrete Algorithms*, page 360, 1997.
- [9] S. Brenes, Y. Wu, D. V. Gucht, and P. S. Cruz. Trie indexes for efficient XML query evaluation. In *11th International Workshop on Web and Databases(WebDB)*, 2008.
- [10] M. Burrows and D. Wheeler. A block sorting lossless data compression algorithm. Technical report, Digital Equipment Corporation, 1994.
- [11] J. Clement, P. Flajolet, and B. Vallee. The analysis of hybrid trie structures. In *Proc. ACM-SIAM Symp. on Discrete Algorithms*, pages 531–539, 1998.
- [12] J. Clement, P. Flajolet, and B. Vallee. Dynamic sources in information theory: A general analysis of trie structures. In *Algorithmica*, pages 307–369, 2001.
- [13] D. Comer. Heuristics for trie minimization. *TODS*, 4:383–395, 1979.
- [14] S. Dutta. Space-efficient management of string databases by reusing common characters. Master’s thesis, Indian Institute of Technology, Kanpur, India., 2010.
- [15] R. Fagin, J. Nievergelt, N. Pippenger, and H. R. Strong. Extendible hashing—a fast access method for dynamic files. *ACM Trans. Databases Systems*, 4(3):315–344, 1979.
- [16] J. D. Frederick. *Markov Models and Linguistic Theory*. Mouton (The Hague), 1971.
- [17] E. Fredkin. Trie memory. *CACM*, 3(9):490–499, 1960.
- [18] K. W. Galander and K. P. Durre. VLC tries. Technical report, Colorado State University, 1994.
- [19] S. Heinz, J. Zobel, and H. E. Williams. Burst tries: A fast, efficient data structure for string keys. *ACM Transactions on Information Systems (TOIS)*, 20(2):192–223, 2002.
- [20] L. Kim, Whang and Lee. n-gram/2l: A space and time efficient two-level n-gram inverted index structure. In *Proc. of 31st VLDB Conference*, 2005.
- [21] D. E. Knuth. *The Art of Computer Programming: Sorting and Searching*, volume 3. Addison-Wesley, 1973.
- [22] K. Maly. Compressed tries. *Comm. ACM*, 19(7):409–415, 1976.
- [23] E. M. McCreight. A space-economic suffix tree construction algorithm. *J. of ACM*, 23(2):262–271, 1976.
- [24] S. Miniaoui and M. W. Forte. XML mining: From trees to strings? In *ICICIS*, 2005.
- [25] D. R. Morrison. Patricia: a practical algorithm to retrieve information coded in alphanumeric. *Journal of ACM*, 15(4):514–534, 1968.
- [26] S. Nilsson and G. Karlsson. IP-address lookup using LC-tries. *IEEE Journal on Selected Areas in Communication*, 17:1083–1092, 1999.
- [27] T. D. M. Purdin. Compressing tries for storing dictionaries. In *Proc. IEEE Symposium on Applied Computing*, pages 336–340, 1990.
- [28] M. V. Ramakrisna and J. Zobel. Performance in practice of string hashing functions. In *Proc. Int. Conf. on Database Systems for Advanced Applications*, pages 215–223, 1997.
- [29] R. Ramesh, A. J. G. Babu, and J. P. Kincaid. Variable-depth trie index optimizations: Theory and experimental results. *ACM Trans. Database Systems*, 14(1):41–74, 1989.
- [30] S. Ristov. Space saving with compressed trie format. In *ITI95*, pages 269–274, 1995.
- [31] D. Salomon. *Data Compression: The Complete Reference*. Springer, 2006.
- [32] E. Sussenguth. Use of tree structures for processing files. *Comm. ACM*, 6:272–279, 1963.
- [33] P. Weiner. Linear pattern matching algorithm. *Annual IEEE symposium on Switching and Automata Theory*, 14, 1973.
- [34] H. E. Williams and J. Zobel. Searchable words on the web. *Int. J. on Digital Libraries*, 5(2):99–105, 2005.
- [35] I. H. Witten, A. Moffat, and T. C. Bell. *Managing Gigabytes: Compressing and Indexing Documents and Images*. Morgan Kaufmann, 1999.