

# Spatially-adaptive sensing in nonparametric regression

Adam D. Bull

Statistical Laboratory

University of Cambridge

a.bull@statslab.cam.ac.uk

## Abstract

While adaptive sensing has provided improved rates of convergence in sparse regression and classification, results in nonparametric regression have so far been restricted to quite specific classes of functions. In this paper, we describe an adaptive-sensing algorithm which is applicable to general nonparametric-regression problems. The algorithm is spatially-adaptive, and achieves improved rates of convergence over spatially-inhomogeneous functions. Over standard function classes, it likewise retains the spatial adaptivity properties of a uniform design.

## 1 Introduction

In many statistical problems, such as classification and regression, we observe data  $Y_1, Y_2, \dots$ , where the distribution of each  $Y_n$  depends on a choice of design point  $x_n$ . Typically, we assume the  $x_n$  are fixed in advance. In practice, however, it is often possible to choose the design points sequentially, letting each  $x_n$  be a function of the previous observations  $Y_1, \dots, Y_{n-1}$ .

We will describe such procedures as *adaptive sensing*, but they are also known by many other names, including sequential design, adaptive sampling, active learning, and combinations thereof. The field of adaptive sensing has seen much recent interest in the literature: compared with a fixed design, adaptive sensing algorithms have been shown to provide improvements in sparse regression (Fan and Lv, 2008; Haupt et al., 2011; Malloy and Nowak, 2011b; Davenport and Arias-Castro, 2012) and classification (Cohn et al., 1994; Castro and Nowak, 2007; Beygelzimer et al., 2009; Koltchinskii, 2010; Hanneke, 2011). Recent results have also focused on the limits of adaptive sensing (Arias-Castro et al., 2011; Malloy and Nowak, 2011a; Castro, 2012).

---

*Mathematics subject classification 2010.* 62G08 (primary); 62L05, 62G20 (secondary).

*Keywords.* Nonparametric regression, adaptive sensing, sequential design, active learning, spatial adaptation, spatially-inhomogeneous functions.

In this paper, we will consider the problem of nonparametric regression, where we aim to estimate an unknown function  $f : [0, 1] \rightarrow \mathbb{R}$  from observations

$$Y_n := f(x_n) + \varepsilon_n, \quad \varepsilon_n \stackrel{\text{i.i.d.}}{\sim} N(0, \sigma^2)$$

(see [Tsybakov, 2009](#)). While previous authors have also considered this model under adaptive sensing, their results have either been restricted to quite specific classes of functions  $f$ , or have not provided improved rates of convergence ([Faraway, 1990](#); [Cohn et al., 1996](#); [Hall and Molchanov, 2003](#); [Castro et al., 2006](#)).

For general functions  $f$ , it is said that adaptive sensing provides little benefit. For example, suppose the function  $f$  lies within the class  $C^s(M, I)$  of functions which are  $s$ -Hölder, with norm at most  $M$ , on an interval  $I$  open in  $[0, 1]$ . With a fixed design, we can estimate  $f$  at any point in  $I$ , with error decaying, up to log factors, like  $n^{-\alpha(s)}$ , where

$$\alpha(s) := s/(2s + 1).$$

We can even do so:

- (i) adaptively, without prior knowledge of  $s$ ,  $M$  or  $I$ ; and
- (ii) uniformly, over closed intervals  $J \subseteq I$ .

**Theorem 1.** *Let  $s_{\max} \geq \frac{1}{2}$ . Using a uniform design  $x_i = (i - 1)/n$ , there exists an estimator  $\hat{f}_n$ , which satisfies*

$$\sup_{x \in J} |\hat{f}_n(x) - f(x)| = O_p(c_n),$$

*uniformly over  $f \in C^s(M, I) \cap C^{\frac{1}{2}}(M)$ , for any  $s \in [\frac{1}{2}, s_{\max}]$ ,  $M > 0$ ,  $I$  an interval open in  $[0, 1]$ ,  $J \subseteq I$  a closed interval, and*

$$c_n = (n/\log(n))^{-\alpha(s)}.$$

We can do no better using adaptive sensing. [Castro et al. \(2006\)](#) prove such a result for global  $L^2$  loss; we will show the same is true, up to log factors, locally uniformly. Define an adaptive-sensing algorithm to be a choice of design points  $x_n = x_n(Y_1, \dots, Y_{n-1})$ , together with an estimator  $\hat{f}_n = \hat{f}_n(Y_1, \dots, Y_n)$  of  $f$ .

**Theorem 2.** *Let  $s \geq \frac{1}{2}$ ,  $M > 0$ ,  $I$  an interval open in  $[0, 1]$ , and  $J \subseteq I$  a closed interval. Given an adaptive-sensing algorithm with estimator  $\hat{f}_n$ , if*

$$\sup_{x \in J} |\hat{f}_n(x) - f(x)| = O_p(c_n)$$

*uniformly over  $f \in C^s(M, I) \cap C^{\frac{1}{2}}(M)$ , then*

$$c_n \gtrsim n^{-\alpha(s)}.$$

Nevertheless, in this paper we will describe an adaptive-sensing algorithm, applicable to general nonparametric regression problems, which offers significantly improved convergence rates for many functions of interest. We will argue that Hölder classes are not the best way to measure smoothness in this problem, and that other smoothness classes may prove more meaningful.

Our starting point will be the field of *spatial adaptation*, which considers the estimation of *spatially-inhomogeneous functions*. These functions  $f(x)$  have smoothness varying with  $x$ ; they may be rougher in some regions of space, but smoother in others. The seminal paper of [Donoho and Johnstone \(1994\)](#) provides examples, which we have reproduced in [Figure 1](#); these mimic the kinds functions observed in imaging, spectroscopy and other signal processing problems. Estimating such functions has been a topic of much interest in the literature (see also [Donoho et al., 1995](#); [Fan and Gijbels, 1995](#); [Lepski et al., 1997](#); [Donoho and Johnstone, 1998](#); [Fan et al., 1999](#)).

A spatially-adaptive estimate  $\hat{f}_n$  is one which attains optimal rates of convergence over a variety of spatially-inhomogeneous functions. The estimate in [Theorem 1](#), for example, is spatially adaptive, obtaining optimal rates over many local Hölder classes. Looking at [Figure 1](#), we might expect that adaptive sensing should be able to provide further improvements: if we placed more design points in regions where  $f$  is rough, we would expect our estimates  $\hat{f}_n$  to become more accurate overall.

While we could always do so in some heuristic fashion, we would prefer to construct an algorithm which has a theoretical justification. In the following, we will describe new smoothness classes of spatially-inhomogeneous functions. We will then detail an adaptive-sensing algorithm which obtains improved convergence rates over these functions, while simultaneously never obtaining worse rates than a fixed design.

Smoothness classes similar to our own have arisen in the study of adaptive nonparametric inference ([Picard and Tribouley, 2000](#); [Giné and Nickl, 2010](#); [Bull, 2011](#)). As in those papers, we find that for complex nonparametric problems, the standard smoothness classes may be insufficient to describe behaviour of interest; by specifying our target functions more carefully, we can achieve more powerful results.

We might also compare this phenomenon to results in sparse regression, where good rates are often dependent on specific assumptions about the design matrix or unknown parameters (see [Fan and Lv, 2008](#); [van de Geer and Bühlmann, 2009](#); [Meinshausen and Bühlmann, 2010](#)). As there, we can use the nature of our assumptions to provide insight into the kinds of problems on which we can expect to perform well.

We will test our algorithm by estimating the functions in [Figure 1](#) under noise. We will see that, by sensing adaptively, we can make significant improvements to accuracy; we thus conclude that adaptive sensing can be of value in nonparametric regression whenever the unknown function may

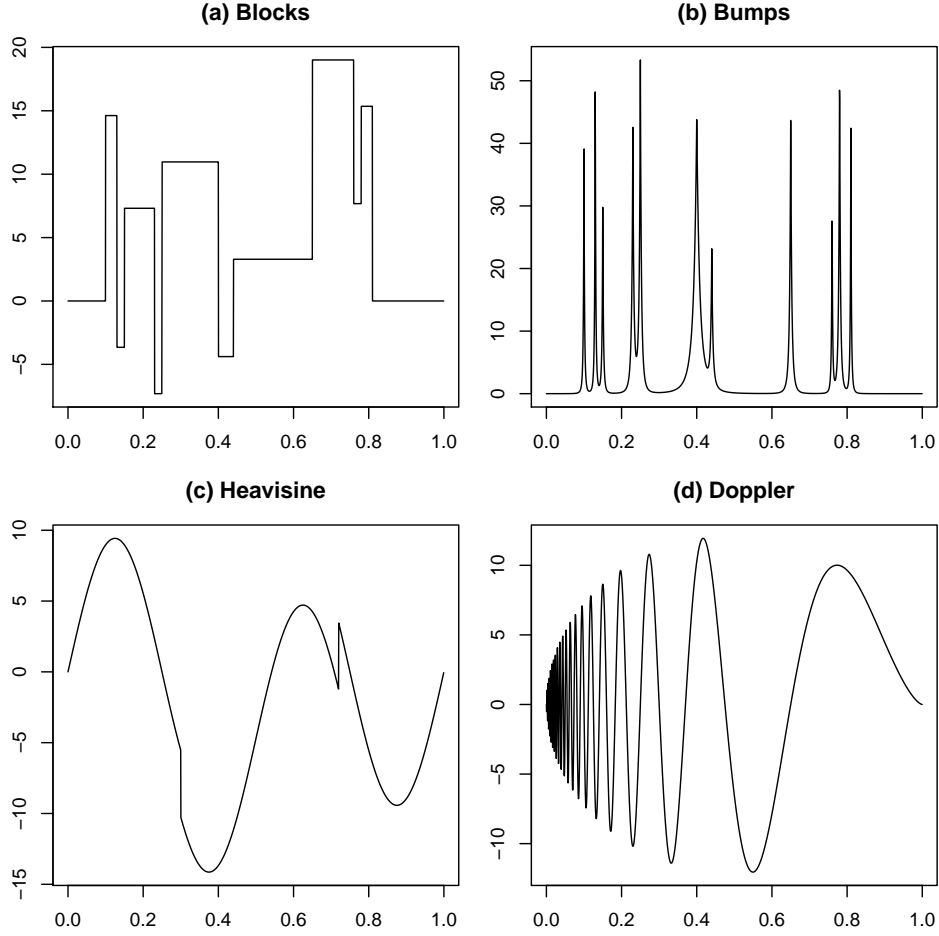


Figure 1: Examples of spatially-inhomogeneous functions from [Donoho and Johnstone \(1994\)](#). Each function is scaled to have  $\text{sd}(f) = 7$ .

be spatially inhomogeneous.

In [Section 2](#), we describe our model of spatial inhomogeneity, and show that adaptive sensing can lead to improved performance over such functions. In [Section 3](#), we describe our adaptive-sensing algorithm in detail; in [Section 4](#), we discuss the implementation of our algorithm, and provide empirical results. Finally, we provide proofs in [Appendix A](#).

## 2 Main results

To provide better rates of convergence over spatially-inhomogeneous functions, we will need to exploit two features apparent in the functions of [Figure 1](#). We begin with a discussion of these features, before showing that

they allow us to obtain improved rates of convergence; we conclude with technical details of our smoothness classes.

## 2.1 Spatially-inhomogeneous functions

The first feature we will need from the functions in [Figure 1](#) is that they are *sparse*. While in some regions the functions are rough, in others the functions are very smooth. It is this difference between rough and smooth which allows us to improve performance, placing more design points in rougher regions.

Describing smoothness in terms of Hölder spaces  $C^r$  does not capture this sparsity, as the Hölder smoothness of a function is determined only by its roughest point. There are other function classes, however, which do measure sparsity. For example, the Sobolev spaces  $W^{r,p}$ , where  $p \in [1, \infty)$ , contain functions which are  $r$ -smooth on average, but may be rougher in places; in particular, this includes the Sobolev Hilbert spaces  $H^r = W^{r,2}$ . The spaces  $BV$  of functions of bounded variation likewise contain functions which are only on average differentiable.

We can describe all these classes in terms of the Besov spaces  $B_{p,\infty}^r$ , which are commonly used to measure smoothness in the spatial adaptation literature. The Hölder spaces  $C^r \subseteq B_{\infty,\infty}^r$ , the Sobolev spaces  $W^{r,p} \subseteq B_{p,\infty}^r$ , and the space of functions of bounded variation  $BV \subseteq B_{1,\infty}^1$ . For statistical purposes, we can achieve the same rates of estimation over these enlarged classes; we may thus restrict our attention to Besov classes  $B_{p,\infty}^r$  in what follows. The parameter  $r$  measures the average smoothness of functions  $f \in B_{p,\infty}^r$ , and the parameter  $p$  their sparsity; smaller values of  $p$  correspond to sparser functions.

Sparsity alone, however, does not allow us with to benefit from adaptive sensing. For  $M > 0$ , let  $B_{p,\infty}^r(M)$  denote the functions in  $B_{p,\infty}^r$  having Besov norm at most  $M$ . Since  $B_{p,\infty}^r(M) \subseteq C^{r-\frac{1}{p}}(M)$ , we can achieve the rate  $n^{-\alpha(r-\frac{1}{p})}$ , up to log factors, with the fixed-design method of [Theorem 1](#). We can then show that, in this case, adaptive sensing offers little improvement.

**Theorem 3.** *Let  $p \in [1, \infty]$ ,  $r \geq \frac{1}{2} + \frac{1}{p}$ ,  $M > 0$ , and  $I$  be an interval in  $[0, 1]$ . Given an adaptive-sensing algorithm with estimator  $\hat{f}_n$ , if*

$$\sup_{x \in I} |\hat{f}_n(x) - f(x)| = O_p(c_n),$$

*uniformly over  $f \in B_{p,\infty}^r(M)$ , then*

$$c_n \gtrsim n^{-\alpha(r-\frac{1}{p})}.$$

To obtain improved rates, we must use another feature of the functions in [Figure 1](#): when sampling from these functions, we can quite easily tell

which regions are rough, and which are smooth. This property is likewise necessary to obtain improved performance: we can place more design points in rough areas of  $f$  only once we know where those areas are.

We will call such functions *detectable*, and give a formal definition of this property in [Section 2.3](#). For now, we will say that we consider classes  $D_t^s(I)$  of functions whose irregularities are detectable over an interval  $I \subseteq [0, 1]$ . The parameter  $s > 0$  governs the minimum smoothness we require over  $I$ , while  $t \in (0, 1)$  controls how easy it is to detect irregularities. When  $t \approx 0$ , it may be hard to detect irregularities; when  $t \approx 1$  it is easy.

We will be interested in functions  $f$  satisfying both these conditions. Fix  $s_{\max} \geq \frac{1}{2}$ , and for  $p \in [1, \infty]$ ,  $r \in [\frac{1}{2} + \frac{1}{p}, s_{\max}]$ ,  $s \in [r - \frac{1}{p}, s_{\max}]$ ,  $t \in (0, 1)$ ,  $M > 0$ , and any interval  $I \subseteq [0, 1]$ , let

$$\mathcal{F} = \mathcal{F}(p, r, s, t, M, I) := B_{p, \infty}^r(M) \cap D_t^s(I) \quad (1)$$

denote a class of sparse and detectable functions.

We note that this class has two smoothness parameters:  $r$  governs the average global smoothness of a function  $f \in \mathcal{F}$ , while  $s$  governs its local smoothness over  $I$ . Since functions in  $B_{p, \infty}^r$  are everywhere at least  $(r - \frac{1}{p})$ -smooth, we have restricted to the interesting case  $s \geq r - \frac{1}{p}$ ; with this in mind, we can show that functions  $f \in \mathcal{F}$  are locally  $s$ -Hölder.

**Proposition 4.**  $\mathcal{F} \subseteq C^s(M', I)$ , for some  $M' > 0$ .

These conditions therefore combine to give us a characterisation of local smoothness, not unlike a local Hölder class. Indeed, we can show that given a fixed design, the worst-case error is the same; requiring sparsity and detectability thus does not make estimation fundamentally easier.

**Theorem 5.** *Using a fixed design, if an estimator  $\hat{f}_n$  satisfies*

$$\sup_{x \in I} |\hat{f}_n(x) - f(x)| = O_p(c_n),$$

*uniformly over  $f \in \mathcal{F}$ , then*

$$c_n \gtrsim (n/\log(n))^{-\alpha(s)}.$$

## 2.2 Benefits of adaptive sensing

With adaptive sensing, however, we can take advantage of these conditions to obtain improved rates of convergence. Indeed, we can do so even without knowledge of the class  $\mathcal{F}$ ; we can thus adapt not only to the regions where  $f$  is rough, but also to the overall smoothness and sparsity of  $f$ .

**Theorem 6.** *There exists an adaptive-sensing algorithm, depending only on  $s_{\max}$ , whose estimator  $\hat{f}_n$  satisfies*

$$\sup_{x \in I} |\hat{f}_n(x) - f(x)| = O_p(c_n),$$

uniformly over  $f \in \mathcal{F}$ , for  $u := \max(r - s, 0)$ ,

$$r' := s + tu, \quad s' := s/(1 - ptu), \quad (2)$$

and

$$c_n := (n/\log(n)^3)^{-\alpha(\min(r', s'))} \log(n)^{1(r'=s')}. \quad (3)$$

We thus obtain, up to log factors, the weaker of the two rates  $n^{-\alpha(r')}$  and  $n^{-\alpha(s')}$ . Both of these rates are at least as good as the  $n^{-\alpha(s)}$  bound faced by a fixed design; when  $s < r$ , and the function  $f$  may be locally rough, the rates are strictly better. In that case, we obtain the  $n^{-\alpha(r')}$  rate when  $s/r \geq (1 - t)/(2 - t)$ , and the  $n^{-\alpha(s')}$  rate otherwise.

The improvement is driven by two parameters:  $t$ , which governs how easy it is to detect irregularities of  $f$ , and  $u$ , which governs how much rougher  $f$  is locally than on average. When both  $t$  and  $u$  are large, the rates we obtain are significantly improved; in the most favourable case, when  $p = u = 1$ , and  $t \approx 1$ , this result is equivalent to gaining an extra derivative of  $f$ . We can even show that these rates are near-optimal over classes  $\mathcal{F}$ .

**Theorem 7.** *Given an adaptive-sensing algorithm with estimator  $\hat{f}_n$ , if*

$$\sup_{x \in I} |\hat{f}_n(x) - f(x)| = O_p(c_n),$$

*uniformly over  $f \in \mathcal{F}$ , then*

$$c_n \gtrsim n^{-\alpha(\min(r', s'))},$$

*for  $r', s'$  given by (2).*

Furthermore, we also have that, even in the absence of sparsity or detectability, we still achieve the spatial adaptation properties of a fixed design. We may thus use our adaptive-sensing algorithm with the confidence that, even if  $f$  is spatially homogeneous, we will not pay an asymptotic penalty.

**Theorem 8.** *There exists an adaptive-sensing algorithm, satisfying the conditions of [Theorem 6](#), which also satisfies*

$$\sup_{x \in J} |\hat{f}_n(x) - f(x)| = O_p(c_n),$$

*uniformly over  $f \in C^s(M, I) \cap C^{\frac{1}{2}}(M)$ , for any  $s \in [\frac{1}{2}, s_{\max}]$ ,  $M > 0$ ,  $I$  an interval open in  $[0, 1]$ ,  $J \subseteq I$  a closed interval, and*

$$c_n := (n/\log(n))^{-\alpha(s)}.$$

### 2.3 Definitions of smoothness

We now give a precise definition of our smoothness classes, using wavelet techniques. For  $j_0 \in \mathbb{N}$ , let

$$\varphi_{j,k} \text{ and } \psi_{j,k}, \quad j \in \{j_0, j_0 + 1, \dots\}, \quad k \in \{0, \dots, 2^j - 1\},$$

be a compactly-supported wavelet basis of  $L^2([0, 1])$ , such as the construction of [Cohen et al. \(1993\)](#). We will assume the wavelets  $\psi_{j,k}$  have  $N > s_{\max}$  vanishing moments,

$$\int x^n \psi_{j,k}(x) dx = 0, \quad n = 0, \dots, N - 1,$$

and both  $\varphi_{j,k}$  and  $\psi_{j,k}$  are zero outside intervals  $S_{j,k}$  of width  $2^{-j}(2L - 1)$ ,

$$S_{j,k} := 2^{-j}[k - L + 1, k + L) \cap [0, 1).$$

We can then describe any function  $f \in L^2([0, 1])$  by its wavelet series,

$$f = \sum_{k=0}^{2^{j_0}-1} \alpha_{j_0,k} \varphi_{j_0,k} + \sum_{j=j_0}^{\infty} \sum_{k=0}^{2^j-1} \beta_{j,k} \psi_{j,k}.$$

The smoothness of  $f$  is determined by the size of the coefficients  $\alpha_{j_0,k}, \beta_{j,k}$ ;  $f$  is smooth when the coefficients are small. We can use this property to define the Hölder classes  $C^s(M)$ , local Hölder classes  $C^s(M, I)$ , and Besov classes  $B_{p,\infty}^r(M)$  ([Härdle et al., 1998](#)).

**Definition 9.** For  $s \in (0, N)$ ,  $M > 0$ , and  $I \subseteq [0, 1]$ ,  $C^s(M, I)$  is the class of functions  $f \in L^2([0, 1])$  satisfying

$$\max \left( 2^{j_0(s+\frac{1}{2})} \sup_{k:S_{j_0,k} \subseteq I} |\alpha_{j_0,k}|, \sup_{j=j_0}^{\infty} 2^{j(s+\frac{1}{2})} \sup_{k:S_{j,k} \subseteq I} |\beta_{j,k}| \right) \leq M.$$

For  $I = [0, 1]$ , we denote this class  $C^s(M)$ .

**Definition 10.** For  $r \in (0, N)$ ,  $p \in [1, \infty)$ , and  $M > 0$ ,  $B_{p,\infty}^r(M)$  is the class of functions  $f \in L^2([0, 1])$  satisfying

$$\max \left( 2^{j_0(r+\frac{1}{2}-\frac{1}{p})} \left( \sum_k |\alpha_{j_0,k}|^p \right)^{\frac{1}{p}}, \sup_{j=j_0}^{\infty} 2^{j(r+\frac{1}{2}-\frac{1}{p})} \left( \sum_k |\beta_{j,k}|^p \right)^{\frac{1}{p}} \right) \leq M.$$

For  $p = \infty$ , we define  $B_{\infty,\infty}^r(M) := C^r(M)$ .



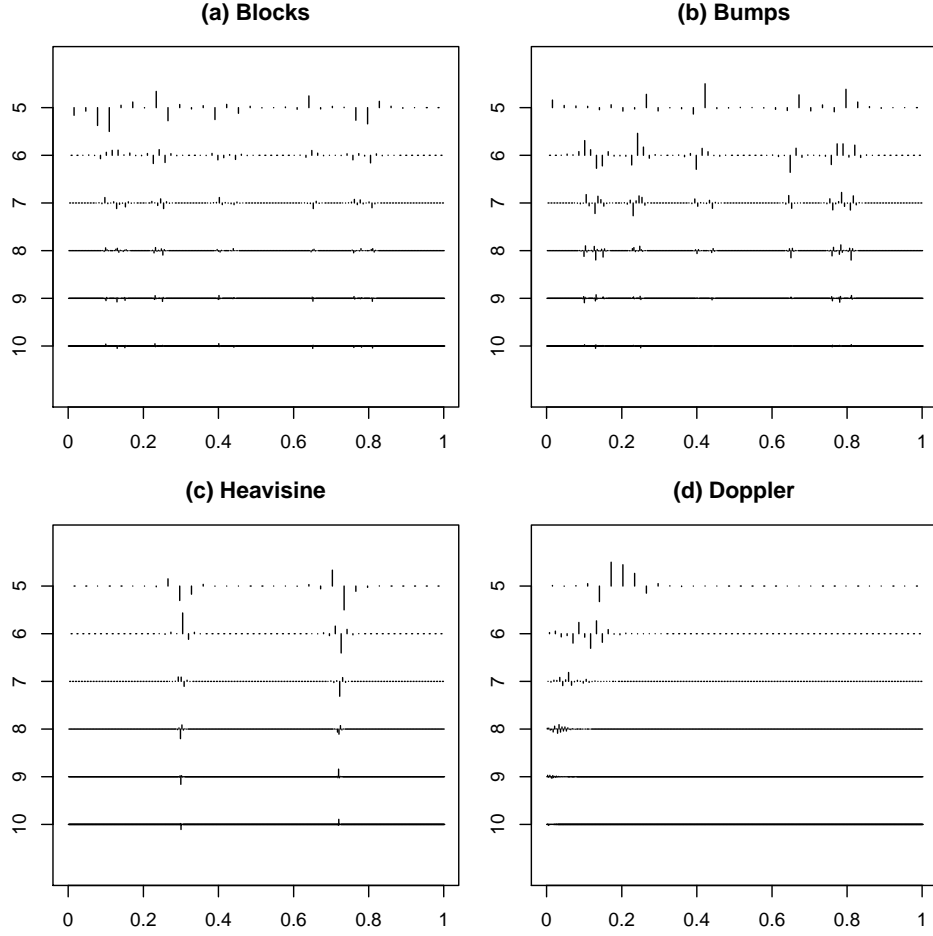


Figure 2: Wavelet coefficients for the functions in Figure 1. The height of each line corresponds to a wavelet coefficient  $\beta_{j,k}$ ; the  $x$ -axis plots the location  $2^{-j}k$ , and the  $y$ -axis the scale  $j$ .

We note that for  $C^s(M)$ ,  $s \notin \mathbb{N}$ , and  $B_{p,\infty}^r(M)$ , these definitions are equivalent to the classical ones. For  $C^s(M)$ ,  $s \in \mathbb{N}$ , and  $C^s(M, I)$ , the above conditions are slightly weaker; they include functions which are classically Hölder for any smaller  $s$  or  $I$ . We may thus take the above as our definitions of the Hölder and locally Hölder classes in this paper.

Our detectability condition is likewise stated in terms of the wavelet coefficients of  $f$ . Figure 2 plots the wavelet coefficients of the functions in Figure 1, using CDV-8 wavelets. We see that in regions where  $f$  is rough, the coefficients are often large; in regions where  $f$  is smooth, the coefficients are small.

We use this intuition to motivate our definition of detectability. We will say a function's irregularities are detectable if, when wavelet coefficients in

a region are large at fine scales, they are also large at coarse scales. This property will allow us to identify the regions in which  $f$  is rough.

**Definition 11.** For  $s \in (0, N)$ ,  $t \in (0, 1)$ , and an interval  $I \subseteq [0, 1]$ ,  $D_t^s(I)$  is the class of functions  $f \in L^2([0, 1])$  satisfying

$$\begin{aligned} \forall j \in \{\lceil \frac{j_0}{t} \rceil, \lceil \frac{j_0}{t} \rceil + 1, \dots\}, \quad k : S_{j,k} \cap I \neq \emptyset, \\ \exists j' \in \{tj, \dots, j-1\}, \quad k' : S_{j',k'} \supset S_{j,k}, \\ |\beta_{j',k'}| \geq 2^{(j-j')(s+\frac{1}{2})} |\beta_{j,k}|. \end{aligned} \quad (4)$$

The definition thus requires that each term in the wavelet series on  $I$ , at a fine scale  $j$ , lies within the support of another term, of comparable size, at a coarser scale  $j'$ . The parameter  $s$  controls how large this second term must be, and  $t$  controls how far apart the scales  $j$  and  $j'$  can be. We note that [Proposition 4](#) then follows from the definitions.

### 3 The adaptive-sensing algorithm

We now describe our adaptive-sensing algorithm in detail. We first discuss how we estimate under varying designs; we then move on to the choice of design itself.

#### 3.1 Estimation under varying designs

Given design points  $\xi_n := \{x_1, \dots, x_n\}$ , we will estimate the function  $f$  using the technique of wavelet thresholding, which is known to give spatially-adaptive estimates ([Donoho and Johnstone, 1994](#)). For any  $i \in \{j_0, j_0 + 1, \dots\}$ , we may write an unknown function  $f \in L^2([0, 1])$  in terms of its wavelet expansion,

$$f = \sum_{k=0}^{2^i-1} \alpha_{i,k} \varphi_{i,k} + \sum_{j=i}^{\infty} \sum_{k=0}^{2^j-1} \beta_{j,k} \psi_{j,k},$$

and estimate  $f$  in terms of the coefficients  $\alpha_{j_0,k}, \beta_{j,k}$ .

When the design is uniform, we can estimate these coefficients in a computationally-efficient way using the fast wavelet transform. Suppose (as will always be the case in the following) that the design points  $x_n$  are distinct, so we may denote the observations  $Y_n$  as  $Y(x_n)$ . Given  $i \in \{j_0, j_0 + 1, \dots\}$ , suppose also that we have observed  $f$  on a grid of design points  $k2^{-i}$ , for  $k \in \{0, \dots, 2^i - 1\}$ .

We may then estimate the scaling coefficients  $\alpha_{i,k}$  of  $f$  as

$$\hat{\alpha}_{i,k}^i := 2^{-\frac{i}{2}} Y(2^{-i}k),$$

since for  $i$  large,

$$\alpha_{i,k} = \int_{S_{i,k}} f(x) \varphi_{i,k}(x) dx \approx 2^{-\frac{i}{2}} f(2^{-i}k). \quad (5)$$

By an orthogonal change of basis, we can produce estimates  $\hat{\alpha}_{j_0,k}^i$  and  $\hat{\beta}_{j,k}^i$  of the coefficients  $\alpha_{j_0,k}$  and  $\beta_{j,k}$ , given by the relationship

$$\sum_{k=0}^{2^{j_0}-1} \hat{\alpha}_{j_0,k}^i \varphi_{j_0,k} + \sum_{j=j_0}^{i-1} \sum_{k=0}^{2^j-1} \hat{\beta}_{j,k}^i \psi_{j,k} := \sum_{k=0}^{2^i-1} \hat{\alpha}_{i,k}^i \varphi_{i,k}. \quad (6)$$

These estimates can be computed efficiently by applying the fast wavelet transform to the vector of values  $(2^{-\frac{i}{2}} Y(2^{-i}k))_k$ .

Since we will be considering non-uniform designs, this situation will often not apply directly. Many approaches to applying wavelets to non-uniform designs have been considered in the literature, including transformations of the data, and design-adapted wavelets (see [Kerkycharian and Picard, 2004](#), and references therein). In the following, however, we will use a simple method, which allows us to simultaneously control the accuracy of our estimates for many different choices of design.

To proceed, we note that the value of an estimated coefficient  $\hat{\alpha}_{j,k}^i$  or  $\hat{\beta}_{j,k}^i$  depends only on those  $\hat{\alpha}_{i,l}^i$  for which  $2^{-i}l \in S_{j,k}$ ; equivalently, it depends only on observations  $Y(x)$  at points  $x \in S_{j,k} \cap 2^{-i}\mathbb{Z}$ . Choose  $j_n^{\max} \in \{j_0 + 1, j_0 + 2, \dots\}$  so that  $2^{j_n^{\max}} \sim n/\log(n)$ , and for  $j \in \{j_0, \dots, j_n^{\max} - 1\}$ ,  $k \in \{0, \dots, 2^j - 1\}$ , let  $i_n(j, k)$  be the largest index  $i$  for which we can compute  $\hat{\alpha}_{j,k}^i$  or  $\hat{\beta}_{j,k}^i$  at time  $n$ ,

$$i_n(j, k) := \max \{i \in \{j+1, j+2, \dots\} : S_{j,k} \cap 2^{-i}\mathbb{Z} \subseteq \xi_n\}. \quad (7)$$

(We will select the design points so that this set is always non-empty.) We then estimate the wavelet coefficients  $\alpha_{j_0,k}$  and  $\beta_{j,k}$  by

$$\hat{\alpha}_{j_0,k} := \hat{\alpha}_{j_0,k}^{i_n(j_0,k)} \quad \text{and} \quad \hat{\beta}_{j,k} := \hat{\beta}_{j,k}^{i_n(j,k)}. \quad (8)$$

Using these estimates directly will lead to a consistent estimate of  $f$ , but one converging very slowly; to obtain a spatially-adaptive estimate, we must use thresholding. Fix  $\kappa > 1$ , and for

$$e_n(j, k) := \sigma 2^{-\frac{1}{2}i_n(j,k)} \sqrt{2 \log(n)}, \quad (9)$$

define the hard-threshold estimates

$$\hat{\beta}_{j,k}^T := \begin{cases} \hat{\beta}_{j,k}, & |\hat{\beta}_{j,k}| \geq \kappa e_n(j, k), \\ 0, & \text{otherwise.} \end{cases}$$

We then estimate  $f$  by

$$\hat{f}_n := \sum_{k=0}^{2^{j_0}-1} \hat{\alpha}_{j_0,k} \varphi_{j_0,k} + \sum_{j=j_0}^{j_n^{\max}-1} \sum_{k=0}^{2^j-1} \hat{\beta}_{j,k}^T \psi_{j,k}. \quad (10)$$

Given a uniform design  $\xi_n = 2^{-i}\mathbb{Z} \cap [0, 1)$ , this is a standard hard-threshold estimate; otherwise it gives a generalisation to non-uniform designs.

### 3.2 Adaptive design choices

So far, we have only discussed how to estimate  $f$  from a fixed design. However, we can also use these estimates to choose the design points adaptively. Suppose we choose the design points in stages, at stage  $m$  selecting points  $x_{n_{m-1}+1}$  to  $x_{n_m}$  in terms of previous observations  $Y_1, \dots, Y_{n_{m-1}}$ . The number of design points in each stage can be chosen freely, subject only to the conditions that  $n_0$  is a power of two, and the ratios  $n_m/n_{m-1}$  are bounded away from 1 and  $\infty$ . We may, for example, choose

$$n_m := \lfloor 2^{j+\tau m} \rfloor, \quad m \in \{0, 1, \dots\}, \quad (11)$$

for some  $j \in \mathbb{N}$ , and  $\tau > 0$ .

In the initial stage, we choose  $n_0$  design points spaced uniformly on  $[0, 1]$ ,

$$x_i := (i-1)/n_0, \quad i \in \{1, \dots, n_0\}.$$

At further stages  $m \in \mathbb{N}$ , we will select design points  $x_{n_{m-1}+1}, \dots, x_{n_m}$  so that the design  $\xi_{n_m}$  approaches a draw from a *target density*  $p_m$  on  $[0, 1]$ . We will choose  $p_m$  in terms of the previous observations  $Y_1, \dots, Y_{n_{m-1}}$ , focusing our attention on regions of  $[0, 1]$  where we believe the function  $f$  is difficult to estimate.

At time  $n_{m-1}$ , for each  $j \in \{j_0, \dots, j_{n_{m-1}}^{\max} - 1\}$ , rank the  $2^j$  hard-thresholded empirical wavelet coefficients  $\hat{\beta}_{j,k}^T$  in decreasing order of size. We then have

$$\left| \hat{\beta}_{j, r_j^{-1}(1)}^T \right| \geq \dots \geq \left| \hat{\beta}_{j, r_j^{-1}(2^j)}^T \right|,$$

for a bijective ranking function  $r_j$ . Split the interval  $[0, 1]$  into sub-intervals

$$I_{l,m} := 2^{-j_{n_m}^{\max}} [l, l+1), \quad l \in \{0, \dots, 2^{j_{n_m}^{\max}} - 1\},$$

and fix  $\lambda > 0$ . We define the target density on  $I_{l,m}$  to be

$$p_{l,m} := A \max \left( \{\lambda\} \cup \left\{ \frac{2^j}{r_j(k)(j_{n_{m-1}}^{\max})^2} : j \in \{j_0, \dots, j_{n_{m-1}}^{\max} - 1\}, I_{l,m} \subseteq S_{j,k}, \hat{\beta}_{j,k}^T \neq 0 \right\} \right),$$

where the fixed constant  $A > 0$  is chosen so that the density  $p_m$  always integrates to at most one,  $2^{-j_{n_m}^{\max}} \sum_l p_{l,m} \leq 1$ . The specific value of  $A$  is unimportant, but note that

$$2^{-j_{n_m}^{\max}} \sum_{l=0}^{2^{j_{n_m}^{\max}}-1} p_{l,m} \lesssim 1 + (j_{n_{m-1}}^{\max})^{-2} \sum_{j=0}^{j_{n_{m-1}}^{\max}} \sum_{k=1}^{2^j} k^{-1} \lesssim 1,$$

so such a choice of  $A$  exists.

To choose the new design points  $x_{n_{m-1}+1}, \dots, x_{n_m}$ , we first include any points  $x \in 2^{-j_{n_m}^{\max}} \mathbb{Z} \cap [0, 1)$  not already in the design. (We will assume the  $n_m$  and  $j_n^{\max}$  are chosen so that this requires no more than  $n_m - n_{m-1}$  design points; since  $j_n^{\max}$  is defined only asymptotically, and  $2^{j_{n_m}^{\max}} = o(n_m - n_{m-1})$ , such a choice is always possible.) We then define the *effective density*  $q_{m,n}$ , describing the nominal density of a distribution generating the design  $\xi_n$ . Define the effective density on  $I_{l,m}$  at time  $n$  to be

$$q_{l,m,n} := n^{-1} \max \{2^i : i \in \mathbb{N}, 2^{-i} \mathbb{Z} \cap I_{l,m} \subseteq \xi_n\}.$$

Again, note this density integrates to at most one,  $2^{-j_{n_m}^{\max}} \sum_l q_{l,m,n} \leq 1$ .

Our remaining goal is to choose the new design points to minimise the maximum discrepancy from  $p_m$  to  $q_{m,n}$ ,

$$\max_{l=0}^{2^{j_{n_m}^{\max}}-1} p_{l,m} / q_{l,m,n}. \quad (12)$$

Having selected points  $x_1, \dots, x_n$ , we pick an  $l$  maximising (12); note that doing so does not require us to calculate  $A$ . We then add points  $2^{-i} \mathbb{Z} \cap I_{l,m}$  to the design, choosing the smallest index  $i$  for which at least one such point is not already present. We repeat this process until we have selected a total of  $n_m$  design points; for convenience, let  $q_{l,m} := q_{l,m,n_m}$  denote the effective density on  $I_{l,m}$  once we are done.

The final algorithm is thus described by [Algorithm 1](#); it can be implemented efficiently using a priority queue to find values of  $l$  maximising (12). We will show in [Section A.2](#) that this algorithm satisfies the conditions of [Theorems 6](#) and [8](#).

## 4 Implementation and experiments

We now give some implementation details of [Algorithm 1](#), and provide empirical results. Before we test the algorithm, we must describe how we compute  $\hat{f}_n$ , and choose the parameters governing the algorithm's behaviour.

### 4.1 Estimating functions

For simplicity, in (10) we defined  $\hat{f}_n$  in terms of wavelets only up to the resolution level  $j_n^{\max}$ . While asymptotically this carries no penalty, in finite

---

**Algorithm 1** Spatially-adaptive sensing

---

```

 $n \leftarrow n_0$ 
 $x_1, \dots, x_n \leftarrow n^{-1}\mathbb{Z} \cap [0, 1)$ 
observe  $Y_1, \dots, Y_n$ 
 $m \leftarrow 1$ 
loop
   $x_{n+1}, \dots, x_{n'} \leftarrow 2^{-j_{nm}^{\max}}\mathbb{Z} \cap [0, 1) \setminus \xi_n$ 
   $n \leftarrow n'$ 
  while  $n < n_m$  do
    choose  $l$  maximising  $p_{l,m}/q_{l,m,n}$ 
     $S \leftarrow 2^{-i}\mathbb{Z} \cap I_{l,m} \setminus \xi_n$ , for the smallest  $i$  such that  $S \neq \emptyset$ 
    repeat
       $n \leftarrow n + 1$ 
      choose  $x_n \in S$ 
       $S \leftarrow S \setminus \{x_n\}$ 
    until  $S = \emptyset$  or  $n = n_m$ 
  end while
  observe  $Y_{n_{m-1}+1}, \dots, Y_n$ 
  estimate  $f$  by  $\hat{f}_n$ 
   $m \leftarrow m + 1$ 
end loop

```

---

time we may do better by estimating all the wavelets for which we have available data. In other words, we use the estimate

$$\hat{f}_n := \sum_{k=0}^{2^{j_0}-1} \hat{\alpha}_{j_0,k} \varphi_{j_0,k} + \sum_{j=j_0}^{\infty} \sum_{k=0}^{2^j-1} \hat{\beta}_{j,k}^T \psi_{j,k}, \quad (13)$$

where for  $j \geq j_n^{\max}$ ,  $k \in \{0, \dots, 2^j - 1\}$ , if the set in (7) is empty, we let  $i_n(j, k) := -\infty$ , forcing  $\hat{\beta}_{j,k}^T = 0$ . We note that since there are finitely many design points, the sum in (13) must have finitely many non-zero terms; define

$$J_n := 1 + \sup\{j \in \mathbb{N} : \exists k, i_n(j, k) > -\infty\}$$

to be the resolution level at which this sum terminates.

To compute these estimates  $\hat{f}_n$ , we must convert the estimated coefficients  $\hat{\alpha}_{j_0,k}$ ,  $\hat{\beta}_{j,k}^T$  back into function values  $\hat{f}_n(x)$ . For  $i \in \{J_n, J_n + 1, \dots\}$ , to evaluate  $\hat{f}_n$  at points  $x = 2^{-i}k$ ,  $k \in \{0, \dots, 2^i - 1\}$ , we make the approximation

$$\hat{f}_n(2^{-i}k) \approx 2^{\frac{i}{2}} \hat{\alpha}_{i,k}^T, \quad (14)$$

where the post-thresholding scaling coefficients  $\hat{\alpha}_{i,k}^T$  are defined by

$$\sum_{k=0}^{2^i-1} \hat{\alpha}_{i,k}^T \varphi_{i,k} := \hat{f}_n.$$

These can again be computed efficiently using the fast wavelet transform.

Given a uniform design, and predicting  $f$  only at the design points, this is enough to give estimates  $\hat{f}_n$ ; if we set  $\kappa = 1$ , we have just described a standard hard-threshold wavelet estimate (Donoho and Johnstone, 1994). In that case, the observations and predictions are always made at the same scale,  $i_n(j, k) = i$ , so the errors in (5) and (14) tend to cancel out. In other cases, however, the observations and predictions may be at different scales; these errors then may build up, making  $\hat{f}_n$  look like a translation of  $f$ .

To resolve the issue, we will use a slightly different definition of the estimated coefficients  $\hat{\alpha}_{j_0, k}$  and  $\hat{\beta}_{j, k}$ , which ensures the scales of observation and prediction are the same. Given  $i \in \{J_n, J_n + 1, \dots\}$ , to estimate  $f$  at points  $x = 2^{-i}k$ ,  $k \in \{0, \dots, 2^i - 1\}$ , we set  $x_{n, k} := \sup\{x \in \xi_n : x \leq 2^{-i}k\}$ , and let

$$\hat{\alpha}_{i, k} := 2^{-\frac{i}{2}} Y(x_{n, k}).$$

We then define the estimates  $\hat{\alpha}_{j_0, k}$  and  $\hat{\beta}_{j, k}$  by

$$\sum_{k=0}^{2^{j_0}-1} \hat{\alpha}_{j_0, k} \varphi_{j_0, k} + \sum_{j=j_0}^{i-1} \sum_{k=0}^{2^j-1} \hat{\beta}_{j, k} \psi_{j, k} := \sum_{k=0}^{2^i-1} \hat{\alpha}_{i, k} \varphi_{i, k},$$

using the fast wavelet transform as before.

We note that this definition is approximately the same as the one in (8); while it is harder to control theoretically, it gives improved experimental behaviour. We also note that, with a uniform design, if we wish to predict  $f$  only at the design points, this again reduces to a standard wavelet estimate.

## 4.2 Choosing parameters

To apply Algorithm 1, we must choose the parameters  $\kappa$ ,  $\lambda$  and  $\tau$ , and also estimate  $\sigma$  if it is not already known. The parameter  $\kappa$  governs the size of our wavelet thresholds: larger  $\kappa$  means we will be more conservative. While our theoretical results are proved for choices  $\kappa > 1$ , in our empirical tests we took  $\kappa = 1$ . This gives a simple choice of threshold which performs well, and allows us to compare our results with standard hard-threshold estimates.

The parameter  $\lambda$  controls how uniform we make our design points: for  $\lambda \gg 0$  the design points will be mostly uniform, while for  $\lambda \approx 0$  they will be concentrated at irregularities of  $f$ . The parameter  $\tau$  likewise controls how many design points we choose at each stage: for  $\tau \gg 0$  there will be a few large stages, while for  $\tau \approx 0$  there will be many small ones. Empirically, we found the values  $\lambda = \tau = \frac{1}{2}$  gave good trade-offs.

Finally, for uniform designs, Donoho and Johnstone (1994) suggest estimating  $\sigma$  by the median size of the  $\hat{\beta}_{j, k}$  at fine resolution scales. Our designs may not be uniform, but they are guaranteed to provide us with estimates  $\hat{\beta}_{j, k}$  up to level  $j_n^{\max} - 1$ . We will therefore use the similar estimate

$$\hat{\sigma}_n := \text{median}\{2^{\frac{1}{2}i} |\hat{\beta}_{j, k}| : j \geq j_n^{\max} - 1, i_n(j, k) > -\infty\} / 0.6745,$$

which includes all estimated coefficients at scales at least this fine.

### 4.3 Empirical results

We now describe the results of using [Algorithm 1](#) to estimate the functions in [Figure 1](#), observing under  $N(0, 1)$  noise. To measure the spatial adaptivity of our estimates, we evaluate procedures in terms of their maximum error over  $[0, 1]$ , approximated by

$$\max_{x \in 2^{-j}\mathbb{Z} \cap [0, 1]} |\hat{f}_n(x) - f(x)|$$

for  $j$  large. In our tests we considered  $n$  up to  $2^{15}$ , so took  $j = 17$ , to avoid biasing the performance measure towards a uniform design.

We then compared the performance of a fixed-design hard-threshold estimate, letting  $n_0 = n$ , with that of our adaptive-sensing algorithm, letting  $n_0 = 2^6$ , and  $n_m$  be given by (11). The parameters  $\kappa$ ,  $\lambda$ ,  $\tau$ , and  $\hat{\sigma}_n$  were chosen as in [Section 4.2](#). We used the family of wavelet bases described by [Cohen et al. \(1993\)](#), and implemented in [Nason \(2010\)](#); we took wavelets with  $N = 8$  vanishing moments, set  $j_0 = 5$ , and  $j_n^{\max} = \max(j_0 + 1, \lfloor n / \log(n) \rfloor)$ .

In our fast wavelet transforms, we also applied the preconditioning step of [Cohen et al. \(1993\)](#), which reduces boundary effects by applying a linear transformation to the first and last  $N$  data points. It can be checked that computing  $\hat{\alpha}_{j,k}$  or  $\hat{\beta}_{j,k}$  still depends only on observations  $Y(x)$  at points  $x \in S_{j,k}$ , so this change need not affect our choice of design points.

[Figure 3](#) compares the performance of these procedures on the Doppler function; the values plotted are sample medians after 250 runs, together with 95% confidence intervals for the true median. We can see that for  $n$  large, adaptive design significantly outperforms the uniform one, and the improvement increases with  $n$ .

[Table 1](#) compares performance on all the functions in [Figure 1](#), given  $n = 2^{15}$  observations. We again report sample medians after 250 runs, together with the  $p$ -value of a two-sided Mann-Whitney-U test for difference in medians. (We note that the large errors reported for the Blocks function are due to the large discontinuities present, which are difficult to estimate uniformly over  $[0, 1]$ .)

We can see that, for the Heavisine function, there is no significant difference in performance; looking at [Figure 1](#), we notice that this function is fairly spatially homogeneous, perhaps suggesting why adaptive sensing is of little benefit. For the other three functions, however, there is a significant improvement. We thus conclude that adaptive sensing can be of value in nonparametric regression whenever the function  $f$  may be spatially inhomogeneous.



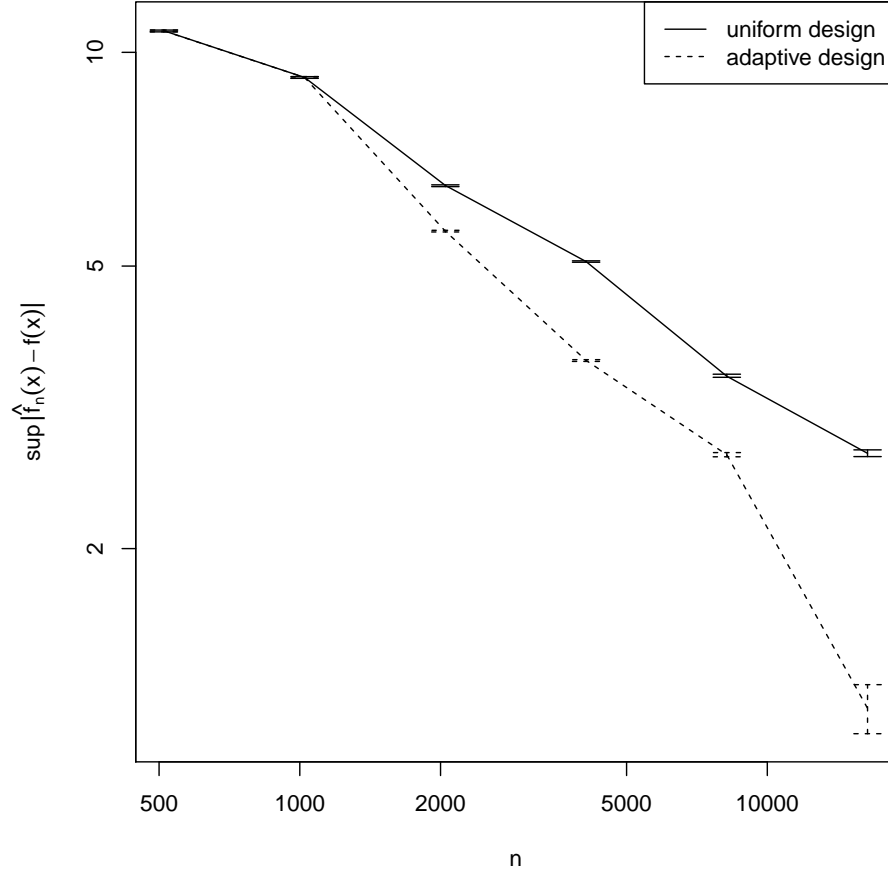


Figure 3: Log-log plot of empirical performance on the Doppler function.

	uniform design	adaptive design	<i>p</i> -value
Blocks	13.815	<b>11.417</b>	< 0.001
Bumps	3.866	<b>3.572</b>	< 0.001
Heavisine	<b>2.688</b>	2.768	0.747
Doppler	1.605	<b>1.338</b>	0.016

Table 1: Empirical performance on the functions in [Figure 1](#) for  $n = 2^{15}$ .

## Acknowledgements

We would like to thank Richard Nickl for his valuable comments and suggestions.

## A Proofs

We now provide proofs of our results. We consider separately the negative results, which establish lower bounds, and the constructive results, which control the performance of [Algorithm 1](#).

### A.1 Negative results

We now prove our first result, that under a uniform design, restricting to sparse detectable functions does not alter the minimax rate of estimation. We will require [Fano's lemma](#), which relates the probability of misclassifying a signal to the Kullback-Leibler divergence between the alternatives (see [Tsybakov, 2009](#), §2.7.1). Given probability measures  $\mathbb{P}$  and  $\mathbb{Q}$  on  $\mathbb{R}^d$ , having densities  $p$  and  $q$  respectively, define the Kullback-Leibler divergence from  $\mathbb{P}$  to  $\mathbb{Q}$ ,

$$D(\mathbb{P} \parallel \mathbb{Q}) := \int p(x) \log \left( \frac{p(x)}{q(x)} \right) dx.$$

**Lemma 12** (Fano's lemma). *Let  $X \in \mathbb{R}^d$  have distribution  $\mathbb{P}_i$ , for some  $i \in \{1, \dots, k\}$ , and let  $\psi(X)$  be an estimate of  $i$ . Then*

$$\sup_i \mathbb{P}_i(\psi(X) \neq i) \geq 1 - \frac{\beta + \log(2)}{\log(k-1)},$$

where

$$\beta := \frac{1}{k^2} \sum_{i,j=1}^k D(\mathbb{P}_i \parallel \mathbb{P}_j).$$

We also make the definition

$$\|f\|_{I,\infty} := \sup_{x \in I} |f(x)|,$$

for functions  $f : [0, 1] \rightarrow \mathbb{R}$ , and  $I \subseteq [0, 1]$ .

*Proof of [Theorem 5](#).* The argument proceeds as a standard minimax lower bound; we construct functions  $f_{n,k} \in \mathcal{F}$  a distance  $c_n$  apart, and show we can only distinguish between them when  $c_n \gtrsim (n/\log(n))^{-\alpha(s)}$ .

Choose  $j \in \mathbb{N}$  so that

$$2^j \sim (n/\log(n))^{1/(2s+1)},$$

and define a sequence  $j_1, \dots, j_m$  by

$$j_m := j, \quad j_{i-1} := \lfloor tj_i \rfloor, \quad j_1 \in \{j_0, \dots, \lceil \frac{j_0}{t} \rceil - 1\}.$$

Since there are  $n$  design points  $x_i$ , for  $n$  large we must have an interval  $S_{j_{m-1},k} \subseteq I$  containing  $\lesssim 2^{-j_{m-1}}n$  of them; we will assume without loss of generality that this interval is always  $S_{j_{m-1},0}$ . We then consider functions  $f_{n,k} \in \mathcal{F}$ , given by

$$f_{n,k} := \sum_{i=1}^{m-1} M 2^{-j_i(s+\frac{1}{2})} \psi_{j_i,0} + C 2^{-j_m(s+\frac{1}{2})} \psi_{j_m,k},$$

where  $k \in \{0, \dots, 2^{j_m-j_{m-1}} - 1\}$ , and  $C \in (0, M]$  is a constant to be determined.

Suppose  $\|\hat{f}_n - f\|_{I,\infty} = O_p(c_n)$ , uniformly over  $\mathcal{F}$ , for a sequence  $c_n \not\rightarrow 0$   $(n/\log(n))^{-\alpha(s)}$ . Then on a subsequence, we have  $c_n = o((n/\log(n))^{-\alpha(s)})$ ; passing to the subsequence, we may assume this is true for all  $n$ . Since the  $\psi_{j_m,k}$  have distinct supports, for  $n$  large we have

$$\min_{k \neq k'} \|f_{n,k} - f_{n,k'}\|_{I,\infty} \gtrsim C 2^{-j_m s} \gtrsim C (n/\log(n))^{-\alpha(s)}.$$

Thus for  $n$  large,  $\hat{f}_n$  can distinguish between the  $f_{n,k}$  with arbitrarily high probability. Let  $\mathbb{P}_k$  denote the distribution of the observations when  $f = f_{n,k}$ ; then any estimate

$$\hat{k}_n := \arg \min_k \|\hat{f}_n - f_{n,k}\|_\infty$$

of  $k$  satisfies

$$\sup_k \mathbb{P}_k(\hat{k}_n \neq k) \rightarrow 0$$

as  $n \rightarrow \infty$ .

However, for  $k, k' \in \{0, \dots, 2^{j_m-j_{m-1}} - 1\}$ , the Kullback-Leibler divergence from  $\mathbb{P}_k$  to  $\mathbb{P}_{k'}$  is

$$\begin{aligned} D(\mathbb{P}_k \parallel \mathbb{P}_{k'}) &= \sum_{i=1}^n \frac{1}{2\sigma^2} (f_{n,k}(x_i) - f_{n,k'}(x_i))^2 \\ &= \frac{1}{2\sigma^2} C^2 2^{-j_m(2s+1)} \sum_{i=1}^n (\psi_{j_m,k}(x_i) - \psi_{j_m,k'}(x_i))^2, \\ &\lesssim C^2 2^{-j_m(2s+1)} \sum_{i=1}^n 2^{j_m} (1(x_i \in S_{j_m,k}) + 1(x_i \in S_{j_m,k'})). \end{aligned}$$

Thus as  $\lesssim 2^{-j_{m-1}}n$  design points lie within  $\bigcup_k S_{j_m,k} \subseteq S_{j_{m-1},0}$ ,

$$\begin{aligned} 2^{-2(j_m-j_{m-1})} \sum_{k,k'} D(\mathbb{P}_k \parallel \mathbb{P}_{k'}) &\lesssim C^2 2^{j_{m-1}-j_m(2s+1)} \sum_{i=1}^n \sum_k 1(x_i \in S_{j_m,k}) \\ &\lesssim C^2 2^{-j_m(2s+1)} n \lesssim C^2 \log(n). \end{aligned}$$

As there are  $2^{j_m-j_{m-1}}$  alternatives for  $k$ , and  $j_m - j_{m-1} \lesssim \log(n)$ , when  $C$  is small this contradicts [Fano's lemma](#).  $\square$

We next provide similar lower bounds for adaptive-sensing algorithms. In this case, the argument from [Fano's lemma](#) presents difficulties; instead, we will argue using [Assouad's lemma](#), which bounds the accuracy of estimation over a cube in terms of Kullback-Leibler divergences (see [Tsybakov, 2009](#), §2.7.2). While this choice leads to the loss of a log factor in the results proved, it allows us to give bounds which apply also for adaptive sensing.

**Lemma 13** (Assouad's lemma). *Let  $\Omega := \{0,1\}^m$ , and for  $p \in (0, \frac{1}{2}]$ , define a distribution  $\pi$  over  $\Omega$ ,*

$$\pi(\omega) = p^{\sum_i \omega_i} (1-p)^{\sum_i (1-\omega_i)}.$$

*For each  $\omega \in \{0,1\}^m$ , let  $\mathbb{P}_\omega$  be a probability measure on  $\mathbb{R}^d$ , and  $\mathbb{E}_\omega$  the corresponding expectation. Then for any estimator  $\hat{\omega}$  of  $\omega$ ,*

$$\sum_{\omega \in \Omega} \pi(\omega) \mathbb{E}_\omega \rho(\hat{\omega}, \omega) \geq pm \left( 1 - \sqrt{\frac{1}{2m} \sum_{i=1}^m \sum_{\omega \in \Omega} \pi(\omega) D(\mathbb{P}_\omega \parallel \mathbb{P}_{\omega^i})} \right),$$

*where  $\rho(\omega, \omega')$  is the Hamming distance, and  $\omega^i$  equals  $\omega$  except in the  $i$ th coordinate.*

Our argument then proceeds as in [Arias-Castro et al. \(2011\)](#); we will start with a simple lemma on the truncated expectation of binomial random variables.

**Lemma 14.** *If  $X \sim \text{Bin}(n, p)$ , then  $\mathbb{E}X1(X > 2np) = o(np)$  as  $np \rightarrow \infty$ .*

*Proof.* Considering the mass function of  $X$ , we have

$$\mathbb{E}X1(X > 2np) = np\mathbb{P}(Y > 2np - 1),$$

where  $Y \sim \text{Bin}(n-1, p)$ . From Cheybshev's inequality, we then obtain

$$\mathbb{P}(Y > 2np - 1) \leq \frac{1}{(n-1)p} \rightarrow 0. \quad \square$$

We next give a lemma which allows us to control the performance of adaptive-sensing algorithms.

**Lemma 15.** *Given sequences  $j_n, k_n, l_n \in \mathbb{N}$ , with  $2^{j_n} \geq k_n \geq l_n \rightarrow \infty$ ,  $l_n = o(k_n)$ , let  $K_n := \{0, \dots, k_n - 1\}$ , and  $\mathcal{K}_n := \{K \subseteq K_n : |K| \leq l_n\}$ . Given also functions  $f_n \in L^2([0, 1])$ , and a sequence  $\mu_n$  satisfying  $0 \leq \mu_n \leq C\sqrt{k_n/n}$  for  $C$  small, define*

$$f_{n,K} := f_n + \sum_{k \in K} \mu_n 2^{-\frac{1}{2}j_n} \psi_{j_n,k}, \quad K \subseteq K_n.$$

*Finally, let  $I \subseteq [0, 1]$  be an interval satisfying  $\cup_{k=0}^{k_n-1} S_{j_n,k} \subseteq I$ , for  $n$  large.*

*Suppose that an adaptive-sensing algorithm with estimator  $\hat{f}_n$  satisfies*

$$\|\hat{f}_n - f_{n,K}\|_{I,\infty} = O_p(c_n),$$

*uniformly over  $K \in \mathcal{K}_n$ . Then*

$$c_n \gtrsim \mu_n.$$

*Proof.* We have

$$\inf_{\substack{K, K' \in \mathcal{K}_n \\ K \neq K'}} \|f_{n,K} - f_{n,K'}\|_{I,\infty} \gtrsim \mu_n,$$

since for  $n$  large,  $f_{n,K} - f_{n,K'}$  must be given by a single wavelet on some interval  $2^{-j_m}[l, l+1) \subseteq I$ . Suppose  $\|\hat{f}_n - f_{n,K}\|_{I,\infty} = O_p(c_n)$ , uniformly over  $\mathcal{K}_n$ , for a sequence  $c_n \not\gtrsim \mu_n$ . On a subsequence, we have  $c_n = o(\mu_n)$ ; passing to that subsequence, we may assume this is true for all  $n$ . Any estimate

$$\hat{K}_n := \arg \min_{K \in \mathcal{K}_n} \|\hat{f}_n - f_{n,K}\|_{I,\infty}$$

of  $K$  then satisfies

$$\sup_{K \in \mathcal{K}_n} \mathbb{P}_K(\hat{K}_n \neq K) \rightarrow 0$$

as  $n \rightarrow \infty$ ; we will show this contradicts [Assouad's lemma](#).

Define a distribution  $\pi$  over  $K \subseteq K_n$ , letting the variables  $1(k \in K)$ ,  $k \in K_n$ , be i.i.d., so that

$$|K| \sim \text{Bin}\left(k_n, \frac{l_n}{2k_n}\right).$$

Denote by  $\mathbb{E}_\pi$  the expectation when we first draw  $K$  according to  $\pi$ , and then observe under  $\mathbb{P}_K$ . Since  $|\hat{K}_n \triangle K| \leq l_n + |K|$  (where  $\triangle$  denotes symmetric difference), we have

$$\begin{aligned} \mathbb{E}_\pi |\hat{K}_n \triangle K| &\leq 2 \left( \mathbb{E}_\pi |K| 1(|K| > l_n) + l_n \sup_{K \in \mathcal{K}_n} \mathbb{P}_K(\hat{K}_n \neq K) \right) \\ &= o(l_n), \end{aligned}$$

using [Lemma 14](#).

However, for  $K \subseteq K_n$ , we also have

$$\begin{aligned} \sum_{k=0}^{k_n-1} \mathbb{E}_\pi D(\mathbb{P}_K \parallel \mathbb{P}_{K \triangle \{k\}}) &= \sum_{k=0}^{k_n-1} \mathbb{E}_\pi \sum_{i=1}^n \frac{1}{2\sigma^2} (f_{n,K}(x) - f_{n,K \triangle \{k\}}(x))^2 \\ &\lesssim \mu_n^2 \sum_{i=1}^n \mathbb{E}_\pi \sum_{k=0}^{k_n-1} 1(x_i \in S_{j_n,k}) \\ &\lesssim C^2 k_n. \end{aligned}$$

Thus for  $C$  small, by [Assouad's lemma](#),

$$\mathbb{E}_\pi |\hat{K}_n \triangle K| \gtrsim l_n,$$

giving us a contradiction.  $\square$

We may now proceed to prove our adaptive-sensing lower bounds, applying this lemma in several different contexts.

*Proof of [Theorem 7](#).* We first prove  $c_n \gtrsim n^{-\alpha(r')}$ . Choose  $j \in \mathbb{N}$  so that

$$2^j \sim n^{1/(2r'+1)},$$

and define a sequence  $j_1, \dots, j_m$  by

$$j_m := j, \quad j_{i-1} := \lfloor t j_i \rfloor, \quad j_1 \in \{j_0, \dots, \lceil \frac{j_0}{t} \rceil - 1\}.$$

We consider functions

$$f_{n,K} := \sum_{i=1}^{m-1} \sum_{k=0}^{2^{j_i}-1} M 2^{-j_i(r+\frac{1}{2})} \psi_{j_i,k} + \sum_{k \in K} C 2^{-j_m(r'+\frac{1}{2})} \psi_{j_m,k},$$

where  $K \subseteq K_n := \{k \in \{0, \dots, 2^{j_m} - 1\} : S_{j_m,k} \subseteq I\}$ , and  $C \in (0, M]$  is small. Let

$$\mathcal{K}_n := \{K \subseteq K_n : |K| \leq 2^{t j_m}\},$$

so if  $K \in \mathcal{K}_n$ , then  $f_{n,K} \in \mathcal{F}$ . Applying [Lemma 15](#), we obtain

$$c_n \gtrsim n^{-\alpha(r')}.$$

To show  $c_n \gtrsim n^{-\alpha(s')}$ , we make a similar argument, this time setting

$$2^j \sim n^{1/(1-ptu)(2s'+1)},$$

and defining  $j_1, \dots, j_m$  as before. For  $n$  large enough, we must have an interval  $S_{j_m,k} \subseteq I$ ; we will assume without loss of generality this interval is  $S_{j_m,0}$ . We then consider functions

$$f_{n,K} := \sum_{i=1}^{m-1} \sum_{k=0}^{2^{j_i(1-pu)}-1} M 2^{-j_i(s+\frac{1}{2})} \psi_{j_i,k} + \sum_{k \in K} M \varepsilon_n 2^{-j_m(s+\frac{1}{2})} \psi_{j_m,k},$$

for  $K \subseteq K_n := \{0, \dots, 2^{j_m - j_{m-1} p_u} - 1\}$ , and  $\varepsilon_n \in (0, 1]$  a sequence to be determined, with  $\varepsilon_n \rightarrow 0$ . Let

$$\mathcal{K}_n := \{K \subseteq K_n : |K| \leq \varepsilon_n^{-p}\},$$

so again if  $K \in \mathcal{K}_n$ ,  $f_{n,K} \in \mathcal{F}$ . For any  $\varepsilon_n$  decreasing slowly enough, we may apply [Lemma 15](#), obtaining  $c_n \gtrsim \varepsilon_n n^{-\alpha(s')}$ ; we must therefore have

$$c_n \gtrsim n^{-\alpha(s')}. \quad \square$$

*Proof of Theorem 2.* This follows as a corollary of [Theorem 7](#). We apply the theorem to classes

$$\mathcal{F} = B_{\infty, \infty}^s(M) \cap D_t^s(J),$$

noting that  $\mathcal{F} \subseteq C^s(M) \subseteq C^s(M, I)$ .  $\square$

*Proof of Theorem 3.* This follows as in the second half of [Theorem 7](#). If we instead set  $2^j \sim n^{1/(2s+1)}$ ,

$$f_{n,K} := \sum_{k \in K} M \varepsilon_n 2^{-j(s+\frac{1}{2})} \psi_{j,k},$$

and  $K_n := \{k \in \{0, \dots, 2^j - 1\} : S_{j,k} \subseteq I\}$ , by the same argument we have  $c_n \gtrsim n^{-\alpha(s)}$ .  $\square$

## A.2 Constructive results

We now prove that [Algorithm 1](#) attains near-optimal rates of convergence. Our proofs involve a series of lemmas; the first shows that the algorithm chooses design points so that the discrepancy from the target density  $p_m$ , to the effective density  $q_m$ , remains bounded.

**Lemma 16.** *Let the design points  $x_n$  be chosen by [Algorithm 1](#), and suppose*

$$1 + 2C \leq \frac{n_m}{n_{m-1}} \leq D,$$

*for constants  $C, D > 0$ . Then for  $m$  larger than a fixed constant,*

$$q_{l,m} \geq \frac{C}{D} p_{l,m} \geq \frac{C}{D} A\lambda.$$

*Proof.* Suppose at stage  $m$ , the new design  $\xi_m$  included dyadic grids  $2^{-i}\mathbb{Z} \cap I_{l,m}$ , where the indices  $i$  were chosen to ensure that there were at least

$$r_{l,m} := C n_{m-1} 2^{-j_{n_m}^{\max}} p_{l,m}$$

such points in the interval  $I_{l,m}$ ,  $2^{i-j_{n_m}^{\max}} \geq r_{l,m}$ . We will show that for this design, the discrepancy from  $p_m$  to  $q_m$  is bounded, and that [Algorithm 1](#) must do at least this well,

Since  $p_{l,m} \geq A\lambda$ , for  $m$  large we have  $r_{l,m} \geq 1$ . This design would thus include the points  $2^{-j_{n_m}^{\max}} \mathbb{Z} \cap [0, 1)$ , and would require at most

$$\sum_{l=0}^{2^{j_{n_m}^{\max}}-1} 2r_{l,m} \leq 2Cn_{m-1} \leq n_m - n_{m-1}$$

additional design points; we would then have

$$q_{l,m} \geq \frac{2^{j_{n_m}^{\max}} r_{l,m}}{n_m} \geq \frac{C}{D} p_{l,m}.$$

Since [Algorithm 1](#) includes the points  $2^{-j_{n_m}^{\max}} \mathbb{Z} \cap [0, 1)$ , and then chooses its remaining design points to minimise

$$\max_{l=0}^{2^{j_{n_m}^{\max}}-1} p_{l,m}/q_{l,m},$$

the same must be true for its choice of design points. The final inequality follows as  $p_{l,m} \geq A\lambda$ .  $\square$

We next consider the operation of [Algorithm 1](#) under a deterministic noise model. Let  $e_n$  be given by (9), and suppose that our estimates  $\hat{\alpha}_{j_0,k}$ ,  $\hat{\beta}_{j,k}$  are instead chosen adversarially, subject to the conditions that

$$|\hat{\alpha}_{j_0,k} - \alpha_{j_0,k}| \leq e_n(j_0, k), \quad |\hat{\beta}_{j,k} - \beta_{j,k}| \leq e_n(j, k), \quad (15)$$

for all  $k$ , and  $j \in \{j_0, \dots, j_{n_m}^{\max} - 1\}$ . We then show that, in this model, the target densities  $p_m$  will be large in regions where the wavelet coefficients  $\beta_{j,k}$  are large.

**Lemma 17.** *In the deterministic noise model, let  $\mathcal{F}$  be given by (1), for  $p < \infty$ . For any  $f \in \mathcal{F}$ ,  $m \in \mathbb{N}$ ,  $j \in \{j_0, \dots, j_{n_{m-1}}^{\max} - 1\}$ , and  $k \in \{0, \dots, 2^j - 1\}$ , suppose*

$$|\beta_{j,k}| \geq (\kappa + 1)e_{n_{m-1}}(j, k).$$

*Then for  $I_{l,m} \subseteq S_{j,k}$ , we have*

$$p_{l,m} \gtrsim \frac{2^{jp(r+\frac{1}{2})} |\beta_{j,k}|^p}{\log(n_m)^2},$$

*uniformly in  $f$ ,  $m$ ,  $j$ , and  $k$ .*



*Proof.* We first establish that, for non-thresholded coefficients, our estimates  $\hat{\beta}_{j,k}^T$  are of comparable size to the  $\beta_{j,k}$ . Let  $n := n_{m-1}$ . Firstly, we have

$$|\hat{\beta}_{j,k}| \geq |\beta_{j,k}| - e_n(j, k) \geq \kappa e_n(j, k),$$

so  $\hat{\beta}_{j,k}^T \neq 0$ . Suppose  $|\hat{\beta}_{j,k'}^T| \geq |\hat{\beta}_{j,k}^T|$  for some  $k'$ . Then  $\hat{\beta}_{j,k'}^T \neq 0$ , so

$$|\beta_{j,k'}| \geq |\hat{\beta}_{j,k'}| - e_n(j, k') \geq (\kappa - 1)e_n(j, k'),$$

and

$$|\hat{\beta}_{j,k'}| \leq |\beta_{j,k'}| + e_n(j, k') \lesssim |\beta_{j,k'}|.$$

We thus obtain that

$$|\beta_{j,k'}| \gtrsim |\hat{\beta}_{j,k'}| \geq |\hat{\beta}_{j,k}| \geq |\beta_{j,k}| - e_n(j, k) \gtrsim |\beta_{j,k}|.$$

We may then conclude that, for such coefficients, the noise has little effect on the target density. Since  $f \in \mathcal{F}$ , the number of coefficients  $\beta_{j,k'}$  for which  $|\hat{\beta}_{j,k'}^T| \geq |\hat{\beta}_{j,k}^T|$  is thus  $\lesssim 2^{-jp(s+\frac{1}{2}-\frac{1}{p})} |\beta_{j,k}|^{-p}$ , and for any  $I_{l,m} \subseteq S_{j,k}$ , the target density

$$p_{l,m} \gtrsim \frac{2^{jp(s+\frac{1}{2})} |\beta_{j,k}|^p}{(j_n^{\max})^2}.$$

As  $j_n^{\max} \lesssim \log(n_m)$ , and these bounds are uniform over  $f$ ,  $m$ ,  $j$ , and  $k$ , the result follows.  $\square$

Next, we prove a technical lemma, which shows that each term in the wavelet series of  $f$  will lie within the support of larger terms at lower resolution levels. For a given function  $f$ , if  $j, k, j', k'$  satisfy (4), we will say that  $\beta_{j',k'}$  is a *parent* of  $\beta_{j,k}$ .

**Lemma 18.** *Let  $\mathcal{F}$  be given by (1), and pick  $j_n^{\min} \in \mathbb{N}$ ,*

$$2^{j_n^{\min}} \sim \left( n / \log(n)^{1-\frac{4}{p}} \right)^{1/(2tr+2(1-t)s+1)}.$$

*Then for any  $f \in \mathcal{F}$ ,  $n \in \mathbb{N}$ ,  $j \in \{j_0, \dots, j_n^{\max} - 1\}$ , and  $S_{j,k} \cap I \neq \emptyset$ , a sequence of wavelet coefficients  $\beta_{j_1,k_1}, \dots, \beta_{j_d,k_d}$  of  $f$  satisfy:*

- (i)  $\beta_{j_i,k_i}$  is a parent of  $\beta_{j_{i+1},k_{i+1}}$ ;
- (ii)  $j_1 \leq j_n^{\min}$ ,  $j_d = j$ ,  $k_d = k$ ; and
- (iii)  $d$  is bounded by a fixed constant.

*Proof.* If  $j \leq j_n^{\min}$ , we are done. If not, since  $f \in \mathcal{F}$ , we must have a coefficient  $\beta_{j',k'}$  which is a parent of  $\beta_{j,k}$ . Choose  $\beta_{j',k'}$  so that  $j'$  is minimal, and if also  $j' > j_n^{\min}$ , let  $\beta_{j'',k''}$  be a parent of  $\beta_{j',k'}$ . We will show that we may continue in this fashion until we choose a coefficient  $\beta_{j_1,k_1}$  with  $j_1 \leq j_n^{\min}$ .

If  $j' > j_n^{\min}$ , we have that  $j'' < j$ ,  $S_{j'',k''} \supset S_{j,k}$ , and

$$|\beta_{j'',k''}| \geq 2^{(j-j'')(s+\frac{1}{2})} |\beta_{j,k}|.$$

If also  $j'' \geq tj$ , this would make  $\beta_{j'',k''}$  a parent of  $\beta_{j,k}$ , contradicting our choice of  $j'$ . Thus  $j'' < tj$ . Since every two steps, we reduce  $j$  by a factor of  $t$ , and  $j_n^{\max}/j_n^{\min}$  tends to a constant, it take at most a constant number of steps to reach  $j_n^{\min}$ .  $\square$

We may now show that, in this model, the algorithm will ensure all large coefficients are estimated accurately.

**Lemma 19.** *In the deterministic noise model, let the design points  $x_n$  be chosen by Algorithm 1, and let  $\mathcal{F}$  be given by (1). For  $n = n_m$  and  $C > 0$  large, not depending on  $f$ , the following results hold for all  $j \in \{j_n^{\min}, \dots, j_n^{\max} - 1\}$ , and  $k \in \{0, \dots, 2^j - 1\}$ .*

$$(i) \quad e_n(j, k) \leq C(n/\log(n))^{-\frac{1}{2}}.$$

(ii) If  $f \in \mathcal{F}$ ,  $p < \infty$ , and  $S_{j,k} \cap I \neq \emptyset$ , define

$$v := \frac{tr + (1-t)s + \frac{1}{2}}{1 + \frac{2}{p}},$$

and

$$\delta_n := C(n/\log(n)^3)^{-1/(p+2)}.$$

Then

$$|\beta_{j,k}| \geq (\kappa + 1)2^{-jv}\delta_n \implies e_n(j, k) \leq 2^{-jv}\delta_n.$$

*Proof.* We consider the two parts separately. For part (i), for  $n$  large we may use the fact that the effective density is bounded below; we have that by Lemma 16,  $q_{l,m} \gtrsim 1$ , so  $2^{i_n(j,k)} \gtrsim n$ , and

$$e_n(j, k) \lesssim (n/\log(n))^{-\frac{1}{2}}.$$

The result thus holds for  $C$  large.

For part (ii), we will argue that for  $f \in \mathcal{F}$ , large coefficients  $\beta_{j,k}$  must have large parents, which we can detect over the noise. We will thus place more design points in their support, and so estimate the  $\beta_{j,k}$  more accurately.

Suppose  $|\beta_{j,k}| \geq (\kappa + 1)2^{-jt}\delta_n$ , and apply Lemma 18 to  $\beta_{j,k}$ . We then obtain wavelet coefficients  $\beta_{j_1,k_1}, \dots, \beta_{j_d,k_d}$  satisfying the conditions of the

lemma, which we choose so that  $d$  is minimal; we proceed by induction on  $d$ . If  $d = 1$ , then  $j \leq j_n^{\min}$ , and

$$2^{-jv} \delta_n \geq 2^{-j_n^{\min} v} \delta_n \gtrsim (n/\log(n))^{-\frac{1}{2}}.$$

For  $C$  large, the claim then follows from part (i).

Inductively, suppose the claim holds for  $d - 1$ . If  $|\beta_{j,k}| \geq (\kappa + 1)2^{-jv} \delta_n$ , then we have

$$|\beta_{j_{d-1}, k_{d-1}}| \gtrsim 2^{(j-j_{d-1})(s+\frac{1}{2}-v)} 2^{-j_{d-1}v} \delta_n \gtrsim 2^{-j_{d-1}v} \delta_{n_{m-1}},$$

since  $\delta_n \gtrsim \delta_{n_{m-1}}$ , and

$$s + \frac{1}{2} - v \geq \frac{s + \frac{1}{2} - \frac{t}{2}}{1 + \frac{p}{2}} \geq 0.$$

For  $n$  and  $C$  large, we may thus apply the inductive hypothesis at time  $n_{m-1}$ , obtaining

$$|\beta_{j_{d-1}, k_{d-1}}| \geq (\kappa + 1)e_{n_{m-1}}(j_{d-1}, k_{d-1}).$$

We then apply [Lemma 17](#) to  $\beta_{j_{d-1}, k_{d-1}}$ , obtaining that, for any  $I_{l,m} \subseteq S_{j_{d-1}, k_{d-1}}$ ,

$$\begin{aligned} p_{l,m} &\gtrsim \log(n)^{-2} 2^{j_{d-1}p(r+\frac{1}{2})} |\beta_{j_{d-1}, k_{d-1}}|^p \\ &\gtrsim \log(n)^{-2} 2^{jv(p+2)} |\beta_{j,k}|^p \\ &\gtrsim \log(n)^{-2} 2^{2jv} \delta_n^p. \end{aligned}$$

For  $n$  large, by [Lemma 16](#) we will have

$$q_{l,m} \gtrsim \log(n)^{-2} 2^{2jv} \delta_n^p$$

for such  $l$ . Since  $S_{j,k} \subseteq S_{j_{d-1}, k_{d-1}}$ , we also have  $2^{i_n(j,k)} \gtrsim n \log(n)^{-2} 2^{2jv} \delta_n^p$ , and

$$\begin{aligned} e_n(j, k) &\lesssim n^{-\frac{1}{2}} \log(n)^{\frac{3}{2}} 2^{-jv} \delta_n^{-\frac{1}{2}p} \\ &\lesssim 2^{-jv} \delta_n. \end{aligned}$$

Thus for  $C$  large, the claim is also proved for  $d$ .

From [Lemma 18](#), we know the number of induction steps is bounded by a fixed constant, so there must be a single choice of  $n$  and  $C$  large enough to satisfy all the above requirements. As this choice is also uniform over  $f \in \mathcal{F}$ , the result follows.  $\square$

Using this result, we conclude that [Algorithm 1](#) attains good rates of convergence over spatially-inhomogeneous functions.

**Lemma 20.** *In the deterministic noise model, let the design points  $x_n$  be chosen by [Algorithm 1](#),  $\mathcal{F}$  be given by (1), and  $c_n$  by (3). Then*

$$\sup_{f \in \mathcal{F}} \|\hat{f}_n - f\|_{I, \infty} = O(c_n).$$

*Proof.* We may bound the error in  $\hat{f}_n$  over  $I$  by

$$\begin{aligned} \|\hat{f}_n - f\|_{I, \infty} &\lesssim \max_{S_{j_0, K} \cap I \neq \emptyset} |\hat{\alpha}_{j_0, k} - \alpha_{j_0, k}| \\ &\quad + \sum_{j=j_0}^{j_n^{\max}-1} \max_{S_{j, k} \cap I \neq \emptyset} 2^{\frac{1}{2}j} |\hat{\beta}_{j, k}^T - \beta_{j, k}| + \sum_{j=j_n^{\max}}^{\infty} \max_{S_{j, k} \cap I \neq \emptyset} 2^{\frac{1}{2}j} |\beta_{j, k}|. \end{aligned}$$

In the deterministic noise model,  $|\hat{\alpha}_{j_0, k} - \alpha_{j_0, k}| \leq e_n(j, k)$ , and the thresholded coefficients  $\hat{\beta}_{j, k}^T$  fall into one of two cases.

(i) If  $\hat{\beta}_{j, k}^T = 0$ , then

$$|\beta_{j, k}| \leq |\hat{\beta}_{j, k}| + e_n(j, k) \leq (\kappa + 1)e_n(j, k),$$

so

$$|\hat{\beta}_{j, k}^T - \beta_{j, k}| = |\beta_{j, k}| \lesssim e_n(j, k).$$

(ii) If  $\hat{\beta}_{j, k}^T \neq 0$ , then

$$|\beta_{j, k}| \geq |\hat{\beta}_{j, k}| - e_n(j, k) \geq (\kappa - 1)e_n(j, k),$$

so

$$|\hat{\beta}_{j, k}^T - \beta_{j, k}| = |\hat{\beta}_{j, k} - \beta_{j, k}| \leq e_n(j, k) \lesssim |\beta_{j, k}|.$$

Thus, in either case, we have

$$|\hat{\beta}_{j, k}^T - \beta_{j, k}| \lesssim \min(e_n(j, k), |\beta_{j, k}|).$$

For  $n$  large, we may then bound the error in  $\hat{f}_n$  using [Lemma 19](#); since the ratios  $n_m/n_{m-1}$  are bounded, it suffices to consider times  $n = n_m$ . The contribution from the  $\alpha_{j_0, k}$  is of order  $(n/\log(n))^{-\frac{1}{2}}$ , so may be neglected. Considering the  $\beta_{j, k}$  terms, if  $r \leq s$ , from [Lemma 19](#) and the definition of our detectability condition, we obtain the bounds

$$e_n(j, k) \lesssim (n/\log(n))^{-\frac{1}{2}}, \quad |\beta_{j, k}| \lesssim 2^{-j(s+\frac{1}{2})}.$$

Pick  $j_n \in \mathbb{N}$  so that

$$2^{j_n} \sim (n/\log(n))^{1/(2s+1)},$$

and we obtain

$$\begin{aligned}\|\hat{f}_n - f\|_{I,\infty} &\lesssim \sum_{j=j_0}^{j_n-1} 2^{\frac{1}{2}j} (n/\log(n))^{-\frac{1}{2}} + \sum_{j=j_n}^{\infty} 2^{-js} \\ &\lesssim (n/\log(n))^{-\alpha(s)}.\end{aligned}\tag{16}$$

Assume instead we have  $r > s$ , so  $p < \infty$ . From [Lemma 19](#), we then obtain the additional bound

$$\min(e_n(j, k), |\beta_{j,k}|) \lesssim 2^{-jv} \delta_n.$$

If  $r' < s'$ , then  $v > \frac{1}{2}$ , so

$$\begin{aligned}\|\hat{f}_n - f\|_{I,\infty} &\lesssim \sum_{j=j_0}^{j_n^{\min}-1} 2^{\frac{1}{2}j} (n/\log(n))^{-\frac{1}{2}} + \sum_{j=j_n^{\min}}^{j_n^{\max}-1} 2^{-j(v-\frac{1}{2})} \delta_n + \sum_{j=j_n^{\max}}^{\infty} 2^{-js} \\ &\lesssim 2^{\frac{1}{2}j_n^{\min}} (n/\log(n))^{-\frac{1}{2}} + 2^{-j_n^{\max}s} \\ &\lesssim \left(n/\log(n)^{1+2/pr'}\right)^{-\alpha(r')},\end{aligned}$$

which is  $O(c_n)$ , as in this case  $r' > \frac{1}{p}$ .

If instead  $r' > s'$ , then  $v < \frac{1}{2}$ . Pick  $j_n \in \mathbb{N}$  so that

$$2^{j_n} \sim (n/\log(n)^3)^{1/(1-ptu)(2s'+1)},$$

and we obtain

$$\begin{aligned}\|\hat{f}_n - f\|_{I,\infty} &\lesssim \sum_{j=j_0}^{j_n^{\min}-1} 2^{\frac{1}{2}j} (n/\log(n))^{-\frac{1}{2}} + \sum_{j=j_n^{\min}}^{j_n-1} 2^{j(\frac{1}{2}-v)} \delta_n + \sum_{j=j_n}^{\infty} 2^{-js} \\ &\lesssim 2^{\frac{1}{2}j_n^{\min}} (n/\log(n))^{-\frac{1}{2}} + 2^{-j_n s} \\ &\lesssim (n/\log(n)^3)^{-\alpha(s')}.\end{aligned}$$

Similarly, if  $r' = s'$ , then  $v = \frac{1}{2}$ , and by the same calculation we obtain

$$\|\hat{f}_n - f\|_{I,\infty} \lesssim (n/\log(n)^3)^{-\alpha(s')} \log(n).$$

As these bounds are all uniform over  $f \in \mathcal{F}$ , the result follows.  $\square$

We next show that the conditions of the deterministic noise model are satisfied with probability tending to one, uniformly over functions  $f$  in Hölder classes  $C^{\frac{1}{2}}(M)$ .

**Lemma 21.** *In the probabilistic noise model, let the design points  $x_n$  be chosen by [Algorithm 1](#). Then at times  $n = n_m$ , there exist events  $E_m$  on which condition [\(15\)](#) holds with  $\mathbb{P}(E_m) \rightarrow 1$ ; this convergence is uniform over  $f$  in classes  $C^{\frac{1}{2}}(M)$ , for any  $M > 0$ .*

*Proof.* We consider only the estimated coefficients  $\hat{\beta}_{j,k}$ ; the result for the  $\hat{\alpha}_{j_0,k}$  follows similarly. We will show there exist events  $E_m$  on which all possible estimates  $\hat{\beta}_{j,k}^i$ , for all possible choices of design  $\xi_n$ , satisfy (15) simultaneously.

Note that at time  $n$ , we estimate coefficients only up to level  $j_n^{\max} - 1$ . For  $j \in \{j_0, \dots, j_n^{\max} - 1\}$ , the quantities  $i_n(j, k)$  must, by definition, be bounded above by a term  $i_n^{\max}$ , with  $2^{i_n^{\max}} := n^2$ . Likewise, for  $n$  large, by Lemma 16 the effective densities  $q_{l,m} \gtrsim 1$ , so the quantities  $i_n(j, k)$  are bounded below by some  $i_n^{\min}$ , with  $2^{i_n^{\min}} \gtrsim n$ .

For  $k \in \{0, \dots, 2^{i_n^{\max}} - 1\}$ , generate observations

$$Y_k := f(k2^{-i_n^{\max}}) + \varepsilon_k, \quad \varepsilon_k \stackrel{\text{i.i.d.}}{\sim} N(0, \sigma^2),$$

and define estimates  $\hat{\beta}_{j,k}^i$  in terms of the  $Y_k$ , as in (6). For any choice of design points  $x_n$ , our estimated coefficients  $\hat{\beta}_{j,k}$  will be distributed as  $\hat{\beta}_{j,k}^{i_n(j,k)}$ , for quantities  $i_n(j, k) \in \{i_n^{\min}, \dots, i_n^{\max}\}$  also depending on the  $Y_k$ .

Since  $f \in C^{\frac{1}{2}}(M)$ , for  $i \in \{i_n^{\min}, \dots, i_n^{\max}\}$ , we have

$$\left| \alpha_{i,k} - 2^{-\frac{i}{2}} f(2^{-i}k) \right| \leq \int |f(x) - f(2^{-i}k)| \varphi_{i,k}(x) dx \lesssim 2^{-i},$$

and so the estimates

$$\hat{\alpha}_{i,k}^i \sim N(\alpha_{i,k} + O(2^{-i}), \sigma^2 2^{-i})$$

as  $n \rightarrow \infty$ . Since each estimate  $\hat{\beta}_{j,k}^i = \sum_{l=0}^{2^i-1} c_l \hat{\alpha}_{i,l}^i$ , for a vector  $c_l$  with  $\|c_l\|_2 = 1$ , by Cauchy-Schwarz  $\|c_l\|_1 \leq 2^{\frac{i}{2}}$ , and we obtain

$$\hat{\beta}_{j,k}^i \sim N\left(\beta_{j,k} + O\left(2^{-\frac{i}{2}}\right), \sigma^2 2^{-i}\right).$$

For given  $i, j, k$ , the probability that

$$|\hat{\beta}_{j,k}^i - \beta_{j,k}| > \sigma 2^{-\frac{i}{2}} \sqrt{2 \log(n)} \tag{17}$$

is thus

$$2\Phi\left(-\sqrt{2 \log(n)} + O(1)\right) \lesssim 1/n \sqrt{\log(n)},$$

using the fact that  $\Phi(-x) \leq \phi(x)/x$  for  $x > 0$ . By a simple union bound, the probability that any  $\hat{\beta}_{j,k}^i$  satisfies (17) is, up to constants, given by

$$i_n^{\max} 2^{j_n^{\max}} / n \sqrt{\log(n)} \lesssim 1 / \sqrt{\log(n)},$$

uniformly over  $f \in C^{\frac{1}{2}}(M)$ ; the result follows.  $\square$

Finally, we may combine these lemmas to prove our constructive results.

*Proof of Theorem 6.* For  $r \geq \frac{1}{2} + \frac{1}{p}$ , the Besov classes  $B_{p,\infty}^r(M)$  are embedded within Hölder classes  $C^{\frac{1}{2}}(M)$ . By Lemma 21, the conditions of the deterministic noise model therefore hold at times  $n = n_m$ , with probability tending to 1 as  $m \rightarrow \infty$ . In the proof of Lemma 20, we require those conditions only at finitely many times  $n_m, \dots, n_{m+d}$ , with  $d$  bounded by a fixed constant; the conclusion of that lemma thus holds also with probability tending to 1 as  $n \rightarrow \infty$ .  $\square$

*Proof of Theorem 8.* Given  $f \in C^s(M, I)$ , for  $j$  large, and  $k$  such that  $S_{j,k} \cap J \neq \emptyset$ , we have  $|\beta_{j,k}| \leq M2^{-j(s+\frac{1}{2})}$ . We note that, given this condition, we may prove a bound

$$\|\hat{f}_n - f\|_{J,\infty} \lesssim (n/\log(n))^{-\alpha(s)}$$

similarly to (16); the result then follows as in the proof of Theorem 6.  $\square$

*Proof of Theorem 1.* The proof of Theorem 8 remains valid even if we set  $n = n_0$ , in which case we are describing the performance of a standard uniform-design wavelet-thresholding estimate.  $\square$

## References

- Arias-Castro E, Candes E J, and Davenport M. On the fundamental limits of adaptive sensing. 2011. [arXiv:1111.4646](#)
- Beygelzimer A, Dasgupta S, and Langford J. Importance weighted active learning. In *Proceedings of the 26th Annual International Conference on Machine Learning*, page 49–56, 2009.
- Bull A D. Honest adaptive confidence bands and self-similar functions. 2011. [arXiv:1110.4985](#)
- Castro R, Willett R, and Nowak R. Faster rates in regression via active learning. *Advances in Neural Information Processing Systems*, 18:179, 2006.
- Castro R M. Adaptive sensing performance lower bounds for sparse signal estimation and testing. 2012. [arXiv:1206.0648](#)
- Castro R M and Nowak R D. Minimax bounds for active learning. In *Learning Theory*, volume 4539 of *Lecture Notes in Computer Science*, page 5–19. Springer, Berlin, 2007.
- Cohen A, Daubechies I, and Vial P. Wavelets on the interval and fast wavelet transforms. *Applied and Computational Harmonic Analysis*, 1(1):54–81, 1993. [doi:10.1006/acha.1993.1005](#)
- Cohn D, Atlas L, and Ladner R. Improving generalization with active learning. *Machine Learning*, 15(2):201–221, 1994.
- Cohn D A, Ghahramani Z, and Jordan M I. Active learning with statistical models. *Journal of Artificial Intelligence Research*, 4:129–145, 1996.
- Davenport M A and Arias-Castro E. Compressive binary search. 2012. [arXiv:1202.0937](#)

- Donoho D L and Johnstone I M. Ideal spatial adaptation by wavelet shrinkage. *Biometrika*, 81(3):425–455, 1994. doi:[10.1093/biomet/81.3.425](https://doi.org/10.1093/biomet/81.3.425)
- Donoho D L and Johnstone I M. Minimax estimation via wavelet shrinkage. *The Annals of Statistics*, 26(3):879–921, 1998. doi:[10.1214/aos/1024691081](https://doi.org/10.1214/aos/1024691081)
- Donoho D L, Johnstone I M, Kerkycharian G, and Picard D. Wavelet shrinkage: asymptopia? *Journal of the Royal Statistical Society B*, 57(2):301–369, 1995. With discussion and a reply by the authors
- Fan J and Gijbels I. Data-driven bandwidth selection in local polynomial fitting: variable bandwidth and spatial adaptation. *Journal of the Royal Statistical Society B*, 57(2):371–394, 1995.
- Fan J and Lv J. Sure independence screening for ultrahigh dimensional feature space. *Journal of the Royal Statistical Society B*, 70(5):849–911, 2008. doi:[10.1111/j.1467-9868.2008.00674.x](https://doi.org/10.1111/j.1467-9868.2008.00674.x)
- Fan J, Hall P, Martin M, and Patil P. Adaptation to high spatial inhomogeneity using wavelet methods. *Statistica Sinica*, 9(1):85–102, 1999.
- Faraway J. Sequential design for the nonparametric regression of curves and surfaces. In *Computing Science and Statistics*, volume 90, page 104–110, 1990.
- Giné E and Nickl R. Confidence bands in density estimation. *The Annals of Statistics*, 38(2):1122–1170, 2010. doi:[10.1214/09-AOS738](https://doi.org/10.1214/09-AOS738)
- Hall P and Molchanov I. Sequential methods for design-adaptive estimation of discontinuities in regression curves and surfaces. *The Annals of Statistics*, 31(3):921–941, 2003. doi:[10.1214/aos/1056562467](https://doi.org/10.1214/aos/1056562467)
- Hanneke S. Rates of convergence in active learning. *The Annals of Statistics*, 39(1):333–361, 2011. doi:[10.1214/10-AOS843](https://doi.org/10.1214/10-AOS843)
- Härdle W, Kerkycharian G, Picard D, and Tsybakov A. *Wavelets, Approximation, and Statistical Applications*, volume 129 of *Lecture Notes in Statistics*. Springer-Verlag, New York, 1998.
- Haupt J, Castro R M, and Nowak R. Distilled sensing: adaptive sampling for sparse detection and estimation. *Institute of Electrical and Electronics Engineers. Transactions on Information Theory*, 57(9):6222–6235, 2011. doi:[10.1109/TIT.2011.2162269](https://doi.org/10.1109/TIT.2011.2162269)
- Kerkycharian G and Picard D. Regression in random design and warped wavelets. *Bernoulli*, 10(6):1053–1105, 2004.
- Koltchinskii V. Rademacher complexities and bounding the excess risk in active learning. *Journal of Machine Learning Research*, 11:2457–2485, 2010.
- Lepski O V, Mammen E, and Spokoiny V G. Optimal spatial adaptation to inhomogeneous smoothness: an approach based on kernel estimates with variable bandwidth selectors. *The Annals of Statistics*, 25(3):929–947, 1997. doi:[10.1214/aos/1069362731](https://doi.org/10.1214/aos/1069362731)
- Malloy M and Nowak R. On the limits of sequential testing in high dimensions. 2011a. [arXiv:1105.4540](https://arxiv.org/abs/1105.4540)
- Malloy M and Nowak R. Sequential analysis in high dimensional multiple testing and sparse recovery. 2011b. [arXiv:1103.5991](https://arxiv.org/abs/1103.5991)



- Meinshausen N and Bühlmann P. Stability selection. *Journal of the Royal Statistical Society B*, 72(4):417–473, 2010. doi:[10.1111/j.1467-9868.2010.00740.x](https://doi.org/10.1111/j.1467-9868.2010.00740.x)
- Nason G. Wavethresh: wavelet statistics and transforms, 2010. R package version 4.5
- Picard D and Tribouley K. Adaptive confidence interval for pointwise curve estimation. *The Annals of Statistics*, 28(1):298–335, 2000. doi:[10.1214/aos/1016120374](https://doi.org/10.1214/aos/1016120374)
- Tsybakov A B. *Introduction to Nonparametric Estimation*. Springer Series in Statistics. Springer, New York, 2009.
- van de Geer S A and Bühlmann P. On the conditions used to prove oracle results for the Lasso. *Electronic Journal of Statistics*, 3:1360–1392, 2009. doi:[10.1214/09-EJS506](https://doi.org/10.1214/09-EJS506)