

Online Exploration of Polygons with Holes

Robert Georges, Frank Hoffmann, and Klaus Kriegel

Freie Universität Berlin, Institut für Informatik, 14195 Berlin, Germany
{georges, hoffmann, kriegel}@mi.fu-berlin.de

Abstract. We study online strategies for autonomous mobile robots with vision to explore unknown polygons with at most h holes. Our main contribution is an $(h + c_0)!$ -competitive strategy for such polygons under the assumption that each hole is marked with a special color, where c_0 is a universal constant. The strategy is based on a new hybrid approach. Furthermore, we give a new lower bound construction for small h .

Keywords: Polygons with holes, online exploration, competitive analysis

1 Introduction

A classical basic task [2,12] for an autonomous mobile robot is to explore an unknown environment modeled by a polygon, possibly with polygonal holes. We assume the robot to be point shaped and to start from a given point, s , on the polygon's outer boundary. It is equipped with an unlimited 360° vision system that continuously provides the visibility polygon of its current position. When the robot has observed every point of the polygon it returns to s .

Considering a known polygon, an optimal tour \mathcal{T}_{opt} through s can be computed offline. The robot's performance exploring the unknown polygon online is evaluated through competitive analysis. Therefore we compare the length of the tour generated by the robot with the length of \mathcal{T}_{opt} . If this ratio is bounded from above by a constant \mathcal{C} for any problem instance, we call the strategy \mathcal{C} -competitive.

Over the last two decades, the problem of designing competitive online exploration strategies for certain polygon classes has received a lot of attention. A simple greedy strategy is almost optimal for simple orthogonal polygons as shown in a seminal paper by Deng et al. [5], see also [9]. Later, Hoffmann et al. [10] came up with a 26.5-competitive strategy for general simple polygons (in the following called HIKK-strategy). On the other hand, there is a lower bound for the competitive ratio of 1.28 in this case [8]. If one allows polygons with h holes there is a lower bound of $\Omega(\sqrt{h})$, even for orthogonal polygons [1], and computing the optimal offline tour becomes NP-hard.

The only positive result in the presence of holes we are aware of is an $O(h)$ -competitive strategy for orthogonal polygons with h holes [5]. This result yields a 14-competitive strategy (L_1 -metric) for the case of one hole [6].

Surprisingly, there are no competitive strategies known for general polygons with at most h holes, even in the case $h = 1$. Such strategies were conjectured to exist for each h in [4]. One of the main differences between exploring orthogonal and general polygons is the following. An optimal tour that learns a single hole in an orthogonal polygon can always afford to encircle the hole. In contrast, in a general polygon the hole could have the shape of a thin long triangle and the path length needed to learn it is not necessarily related to its perimeter. Such a hole could be learned from a distance with minimal effort.

We make the following contributions to the problem of exploring polygons with holes. In Section 2 we give for $h = 1$ a rather simple lower bound of 2 for the orthogonal case and a lower bound of 2.618 for the competitive ratio in the general case. This latter bound also holds for a modified model, where the hole is specially colored and the robot can therefore distinguish between outer boundary edges and edges of the hole. Undoubtedly, this should be of great advantage for the robot to fulfill its task. Nevertheless, it seems to be nontrivial to come up with a competitive strategy under this assumption. Subsequently we describe our strategy h -CPEX, which stands for *Colored Polygon EXploration*, and prove it to have a competitive factor that depends on h only.

We start with describing strategy 1-CPEX in Section 3. It proceeds in two phases. In Phase 1 it follows the HIKK-strategy until the hole H is eventually visible for the first time. Then it learns, based on a doubling strategy, the shortest tour R encircling $H \cup \{s\}$. In Phase 2 a novel hybrid approach is implemented to explore the remaining "caves" inside and outside of R . It is based on the knowledge of the length $|R|$. As soon as our strategy knows that $|R|$ is less than $c \cdot |\mathcal{T}_{\text{opt}}|$, for a suitable universal constant c , the hole is classified *safe*, meaning that we can encircle it without losing competitiveness. To this end we connect the hole with s by introducing a barrier and invoke the HIKK-strategy (Lemma 1) for the modified polygon. Otherwise, the hole H has the status *critical*. In this case, we subdivide the polygon by building a fence line f that connects the farthest (wrt. s) point of H with the outer boundary. We get two simple polygons, the *front yard* \mathcal{F} containing s and the *backyard* \mathcal{B} . Again, the front yard is explored using HIKK but as soon as the path exceeds a certain length bound, we interrupt since H becomes safe and we proceed as before. Otherwise, we are left with the task of exploring the backyard. This is done by doubling arguments.

In Section 4 we generalize these ideas in a straightforward way to an arbitrary number h of colored holes. Again, h -CPEX first uses HIKK until the first hole is found and classifies discovered holes H to be safe or critical afterwards. As before the decisions are based on the knowledge of the length of the shortest tour encircling $H \cup \{s\}$. In the case of a safe hole we can invoke a recursive call of $(h - 1)$ -CPEX. Even the strategy for critical holes can be adopted. A main difference is the use of a generalized doubling strategy, which is known as m -star search [12,11].

We show that, due to its recursive structure, the competitive ratio \mathcal{C}_h of h -CPEX is bounded by $(h + c_0)!$ for a universal constant c_0 . We have not tried to

optimize it, our main goal is to show that it is bounded in h . A closer look at the case $h = 1$ yields a competitive factor of ≈ 610 , see [6].

We assume that the reader is familiar with the HIKK-strategy [10]. It serves as the base case 0-CPEX for the recursive part of the h -CPEX. Recall that $C_0 = 26.5$.

2 Lower Bounds

Theorem 1. *Any deterministic online strategy \mathcal{S}_1 that computes valid watchman routes in polygons with at most one hole has a competitive ratio (1) ≥ 2 in the orthogonal case and (2) $\geq \frac{3+\sqrt{5}}{2} \approx 2.618$ in the general case.*

Proof. The proof for the first part of Theorem 1 can be found in Appendix A.1. For the proof of the second part consider the polygon given in Fig.1(a). If the robot discovers a new reflex vertex v that has an invisible incident edge, we call the extension of that edge into the polygon's interior the *cut* of v . The cut of a reflex vertex on the outer boundary could either hit the hole or pass by on the left/right side. This leads to the following lower bound construction.

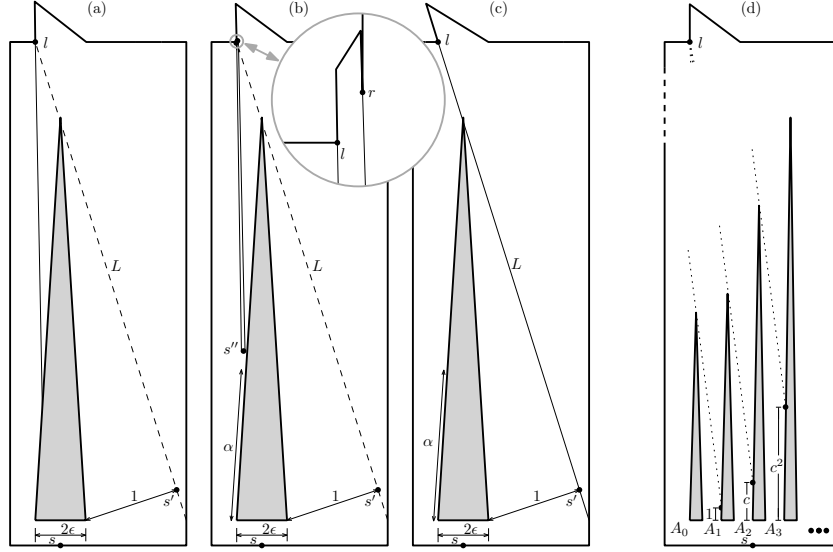


Fig. 1. Lower bound example, general case and extension to h holes

After traveling a distance of 3ϵ an online strategy \mathcal{S}_1 has learned the hole completely and has discovered reflex vertex l . Now, \mathcal{S}_1 knows line L and point s' on L , which is the closest point (say in distance 1) on the right side of the hole, where \mathcal{S}_1 could possibly learn the hidden edge behind vertex l . In fact,

after reaching s' the strategy perhaps sees everything and returns to s , Fig.1(c). But directly moving to s' is a fatal decision given the slightly modified situation in Fig.1(b). Here it suffices to move distance α on the left side of the hole to point s'' . There \mathcal{S}_1 learns both vertex l and some reflex vertex r that is hidden behind l . (Hint: r is very close to l and can be learned only from the left side in a competitive way.)

Any competitive strategy \mathcal{S}_1 must be able to handle both possibilities, the optimal strategy chooses the correct side. Therefore, \mathcal{S}_1 must try to explore corner l on the left side first, traveling some distance α . Because of the malicious adversary, it still misses the cut of l by a very small distance. Then it will return and explore the cut of l from the right side. If the task is completed in s' , the strategy travels a total distance of $2\alpha + 2$. But close to s' , it could also learn the existence of vertex r and \mathcal{S}_1 has to return once again to the left side of the hole. This yields a total path length of $4\alpha + 2$.

In both cases the quotient of the tour length generated by \mathcal{S}_1 and the optimal tour length is a function in α . The monotonically decreasing function $f(\alpha) = \frac{4\alpha+2}{2\alpha}$ describes the competitive ratio, if the cut points to the left side of the hole, Fig.1(b). If the cut of l is learned in s' we have the monotonically increasing function $g(\alpha) = \frac{2\alpha+2}{2}$, Fig.1(c). Comparing both functions to determine the optimal value for α results in $\alpha = \frac{1+\sqrt{5}}{2}$, the golden ratio. We obtain $\frac{3+\sqrt{5}}{2} \approx 2.618$ as lower bound for the competitive ratio. \square

In this context a colored hole would make no difference. The lower bound of $\Omega(\sqrt{h})$ for polygons with h holes [1] holds for the colored case, too. The problem of learning a reflex vertex in presence of vision-blocking holes turns out to be a fundamental issue for any strategy that wants to explore arbitrary polygons.

Remark: The lower bound construction in the general case can be extended to $h > 1$ holes (indicated in Fig.1(d)). For $h = 2$ we get the lower bound of ≈ 2.9 , $h = 3$ results in ≈ 3.02 . This does not lead to new results for $h \geq 4$, because for increasing h the obtained lower bound is decreasing again.

3 1-CPEX: Polygons with One Colored Hole

As usual, we assume that the starting point s is on the outer boundary of \mathcal{P} and \mathcal{T}_{opt} denotes a shortest closed watchman tour. The design of our strategy follows the basic principle that in each phase and sub phase the generated path should have a length that compares to $|\mathcal{T}_{\text{opt}}|$ in a competitive way.

3.1 How to Explore a Bicolored Corridor

A basic task during the exploration is to learn the structure of the hole. Because of the coloring, each edge of the polygon can be easily associated with the hole or the outer boundary. This motivates the problem of exploring a bicolored corridor, which can be seen as a natural extension of the Cow-Path problem, see [3,12].

The corridor may have several branchings. The task is to find a target t , that sees walls of both colors (Fig.2(a)). This additional constraint guarantees, that t cannot be located in an uncolored part of the polygon. At any time, the visibility polygon contains only two edges connecting two walls of different colors. These two so-called *main windows* arise from two vision blocking vertices, which can be explored on a semicircle, see [10]. The doubling approach [3,11] is used to link both exploration directions.

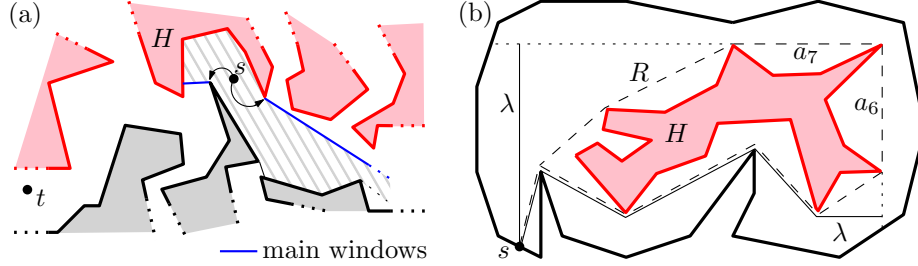


Fig. 2. (a) The bicolored corridor problem (b) Learning the shortest path R encircling the hole

3.2 Phase 1: Learning the Shortest Tour Encircling the Hole

If no point of the hole is visible from s , we start the 26.5-competitive HIKK-strategy (0-CPEX) until H becomes visible. The next goal is to look once around the hole, more precisely to learn the shortest tour R around it. R equals the boundary of the relative convex hull of $H \cup \{s\}$.¹ Thus, one can imagine $R = \partial(\text{RCH}(H \cup \{s\}))$ as the shape of a rubber band spanned around H and the starting point inside \mathcal{P} , see Fig.2(b).

Any strategy that tries to learn R circling H in a fixed orientation will fail to be competitive. Consider e.g. the situation in Fig.1(a). A strategy that explores R in cw-orientation has to walk up to the top vertex of H on the left side and down again on the right side of H . This can exceed $c \cdot |\mathcal{T}_{\text{opt}}|$ for any constant c .

Thus, the situation resembles the bicolored corridor problem. We explore R in rounds via doubling, approaching the vertices corresponding to the main windows alternately on semicircles: In an odd/even round k we move in cw-/ccw-orientation 2^{k-1} length units. In each round there is a last known segment of R corresponding to a part of the bicolored corridor. It is ending at a reflex vertex that is associated to the main window and hides the next segment.

Combining this with the factor 2 of the semicircle strategy and the factor 9 of the doubling approach we can show that our strategy learns R with total path length $\leq 36 |\mathcal{T}_{\text{opt}}|$.

¹ A set M is relatively convex in \mathcal{P} if for each pair of points in M the geodesics (shortest paths) connecting them are included in M .

After learning R we can derive the following lower bound λ on $|\mathcal{T}_{\text{opt}}|$.

Let a_1, a_2, \dots, a_n be the ccw-oriented chain of line segments defining R , starting from s . Any strategy that learns R has to see each vertex $p_i \in R$, incident with a_i and a_{i+1} , both from the right half-plane of a_i and from the right half-plane of a_{i+1} . The path length to fulfill this task for p_i , maximized over all vertices of R , defines a lower bound λ to learn R and therefore a lower bound on $|\mathcal{T}_{\text{opt}}|$.²

In Fig.2(b) the lower bound λ is realized by the effort to learn (a_6, a_7) .

3.3 Phase 2: The Hybrid Approach

The hole H in \mathcal{P} is called *c-safe* (for a fixed constant c), if $|R| \leq c|\mathcal{T}_{\text{opt}}|$ holds. As long as we don't know whether the hole is *c-safe*, the hole is called *c-critical*.

Observation: $|R| \leq c\lambda$ implies a *c-safe* hole.

The hybrid approach consists in implementing the following rule: As soon as we learn that the hole is *c-safe*, our strategy will switch to the simple polygon mode using the following lemma.

Lemma 1. *Any polygon \mathcal{P} with a *c-safe* hole H can be explored with total path length $\leq (4c + 2) \cdot \mathcal{C}_0 \cdot |\mathcal{T}_{\text{opt}}|$.*

Proof. Consider a shortest path b from s to H . If it contains reflex vertices of \mathcal{P} , we slightly shift b into the polygon's interior. This way we treat b as an additional barrier that transforms \mathcal{P} into a simple polygon \mathcal{P}' (Fig.3(a)). We show that 0-CPEX (i.e., HIKK) applied to \mathcal{P}' fulfills the required condition. Therefore it is sufficient to show that there is a closed watchman tour \mathcal{T}_e of length $|\mathcal{T}_e| \leq (4c + 2) \cdot |\mathcal{T}_{\text{opt}}|$ in \mathcal{P}' .

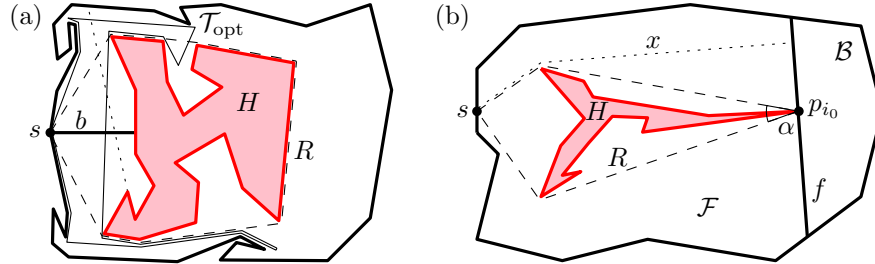


Fig. 3. Exploring a polygon with (a) a *c-safe* and (b) a *c-critical* hole.

Barrier b can cut the original \mathcal{T}_{opt} into several (left and right) pieces. The visibility can be restricted, too. We use R plus two copies of b (one on the left,

² This definition of λ is equivalent with that given in [7] for $h = 1$ and it easily generalizes to the case $h > 1$.

the other one on the right side of the barrier) to link together all pieces of \mathcal{T}_{opt} and to restore full vision. Doubling this structure we get an Eulerian graph and an Eulerian tour \mathcal{T}_e . Finally:

$$|\mathcal{T}_e| = 2(|R| + 2|b| + |\mathcal{T}_{\text{opt}}|) \leq 4|R| + 2|\mathcal{T}_{\text{opt}}| \leq (4c + 2)|\mathcal{T}_{\text{opt}}| .$$

□

Next we discuss how to proceed if the current status of the hole is c -critical. Assume that the lower bound λ was established by edge pair (a_{i_0}, a_{i_0+1}) with the common polygon vertex p_{i_0} . Using elementary trigonometric reasoning one can show that the angle α between a_{i_0} and a_{i_0+1} is small. (Eventually we choose $c = 5$. This gives $\alpha < \frac{\pi}{6}$.) We define a fence f , subdividing \mathcal{P} into two simple polygons \mathcal{F} (the *front yard*), and \mathcal{B} (the *backyard*), see Fig.3(b). f is chosen to be the line segment perpendicular to the angular bisector of α through p_{i_0} .

Lemma 2. *Let H be a c -critical hole and x be twice the shortest path length from s to f in \mathcal{P} . We have: \mathcal{F} can be learned with tour length $\leq C_0 \cdot x$ or H is c -safe.*

Proof. (Sketch) We invoke 0-CPEX for \mathcal{F} starting in s . If \mathcal{F} gets explored with total tour length $\leq C_0 \cdot x$, we are left with the task to explore \mathcal{B} . Otherwise we can prove that H is c -safe. This follows from a simple case distinction. If \mathcal{T}_{opt} for \mathcal{P} touches the fence, the claim is obvious. Otherwise \mathcal{T}_{opt} is a tour inside \mathcal{F} and the claim follows from the competitiveness of 0-CPEX for \mathcal{F} . (Details in Appendix A.2) □

If the hole becomes c -safe, we proceed as described in Lemma 1. In the other case it remains to explore the backyard \mathcal{B} from s . Observe, we are now in a situation similar to our lower bound construction. We know there are reflex vertices in \mathcal{B} that hide polygon edges we have to learn. But it is not clear whether to approach the corresponding cuts on the left or right side of the hole.

We describe how to learn a group of left reflex vertices, compare [10]. The existence of these vertices has been "observed" along the way while learning R , respectively \mathcal{F} . But, of course, this has not influenced the tours generated in these subroutines. Basically, cuts of such vertices can lie completely in \mathcal{B} or they can cross the fence line f . As soon as we know that there is a cut not crossing f , H becomes c -safe, since \mathcal{T}_{opt} intersects f .

A target vertex l can be located in three different regions of \mathcal{B} (Fig.4). Cuts of vertices in \mathcal{B}_3 crossing f on the left of p_{i_0} have been explored along the way (as soon as they have been discovered), otherwise they cannot be visible yet. All other cuts of vertices in \mathcal{B}_1 and \mathcal{B}_2 crossing f on the left are also crossing R , for the same reason. Therefore following the angle hull [10] of R on the left side is a suitable way to explore these cuts (Details can be found in the Appendix A.3).

A similar result can be shown for cuts crossing f on the right part. If we are sure that a vertex has to be explored from the right, we put it into a special list \mathcal{V} which is learned afterwards (only from the right side, without doubling).

the largest area (Fig.5(a)). We remark that R_H can encircle other holes, too. It is also possible that it doesn't touch H at all (Fig.5(b)), and it can differ from the outer boundary of $\text{RCH}(H \cup \{s\})$ as well. In the situation that R_H encircles also another hole H' , the shortest path properties imply that either $R_{H'} = R_H$ or the region encircled by $R_{H'}$ is properly contained in the region encircled by R_H .

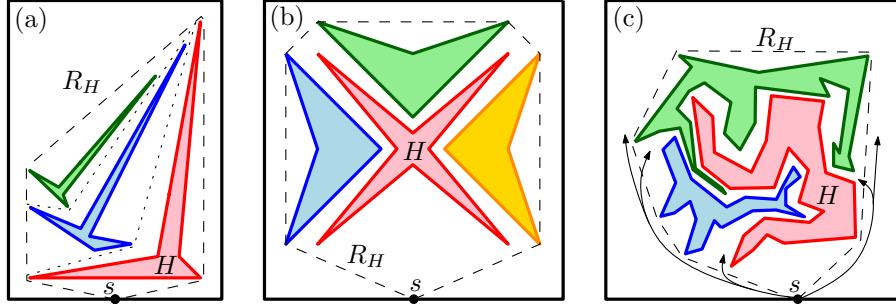


Fig. 5. (a) Three shortest paths encircling hole H (b) R_H does not touch H (c) the star search approach.

Now, the exploration of R_H is more difficult because we can't predict whether it runs always through bicolored corridors with the color of H on one side or if it also uses corridors with two other colors. Again we start the exploration of R_H cw. and ccw. around H , but, whenever another hole H' occurs in the search range we have to check both possibilities: R_H could run cw. or ccw. around H' (Fig.5(c)). Thus, we have to replace the doubling approach from paragraph 3.2 by a star search strategy [12]. The bicolored corridors form the edge set E of a planar graph with h faces and vertices of degree at least 3. We can conclude $|E| \leq 3h/2$ from Euler's formula. Since each corridor will be used at most twice (from both sides) a $3h$ -star search will suffice what increases the competitive ratio for this phase by a factor of $2e \cdot 3h + 1$, [12].

Once knowing R_H , we derive the lower bound $\lambda_H \leq |\mathcal{T}_{\text{opt}}|$ in the same way as in Paragraph 3.2, Fig.2(b). Moreover, we can use all the conclusions for safe holes drawn in the 1-hole case. Lemma 1 for c -safe holes can be extended to h holes, too.

Lemma 3. *If a c -safe hole is found, the polygon can be explored with $(h - 1)$ -CPEX, guaranteeing a total path length $\leq (4c + 2)\mathcal{C}_{h-1} |\mathcal{T}_{\text{opt}}|$.*

Proof. The hole H has been discovered and categorized c -safe. Therefore we found a path b connecting it with the starting point, running completely in R_H . We have to ensure, that

$$|b| \leq \frac{1}{2} |R_H| \quad . \quad (1)$$

As mentioned before, any obstacle interfering with R_H and b has to be a c -safe hole, too. That's why a c -safe hole H with path b satisfying (1) can be found and the construction of Lemma 1 can be used. \square

Lemma 3 allows the recursive call of $(h-1)$ -CPEX, if a c -safe hole is found. In that case the status of all other holes in \mathcal{H} is reset to *discovered*, because in the new derived polygon the shortest tour encircling a hole can have changed.

4.2 The Algorithm: h -CPEX

For our algorithm we initialize \mathcal{H} as an empty list and set $\lambda = 0$. There are two basic rules h -CPEX will follow:

- (R1) As soon as a hole is discovered, we will classify it. Only exception: We are currently classifying another hole.
- (R2) As soon as a hole gets classified as c -safe, we recurse and invoke $(h-1)$ -CPEX.

Overall, the CPEX exploration is divided into three major steps (pseudo code can be found in Appendix A.4).

1. Classifying Holes

If no hole has been discovered yet, we apply HIKK for simple polygons until the first hole becomes visible and add it to our list \mathcal{H} marked as *discovered*. Now R_H has to be learned for every discovered hole H with the help of the star search algorithm, visiting all possible corridors, until a point p on R_H is visible from both sides of the hole. If such a point is found, the strategy has to be applied another round: The shortest path could have been missed because of the malicious adversary. Afterwards we compute the lower bound λ_H and define $\lambda = \max(\lambda, \lambda_H)$. If new holes are found, they are added to \mathcal{H} , too. If $|R_H| \leq c \cdot \lambda$, the hole is safe and we apply R2. Otherwise we mark H as critical. If λ has changed, we have to check all holes previously marked critical. They might be safe now and we can recurse, too.

2. Exploring Front Yards

At this stage, \mathcal{H} only contains critical holes. For each group G_R formed by holes that have the same shortest tour R surrounding them we create \mathcal{F}_R by inserting a fence f_R by cutting the polygon with the corresponding half plane through the top of R (see strategy for one hole). Because the fence connects at least one hole with the outer boundary, the number of holes is decreased and we have to update list \mathcal{H} (Fig.6(a) and (b)).

Now, $(h-1)$ -CPEX for \mathcal{F}_R can be used. If its path length exceeds $\mathcal{C}_{h-1} \cdot x$, all holes in G_R become c -safe and we recurse. Otherwise \mathcal{F}_R is explored completely. If a new hole is discovered, we add it to \mathcal{H} and apply R1.

3. Exploring the Backyard

Finally we explore the backyard $\mathcal{B} = \mathcal{P} \setminus \bigcup_R \mathcal{F}_R$ (Fig.6(b)) as described before, see 3.3. The doubling approach has to be replaced by star search again. As in step 2, if a new hole is discovered, add it to \mathcal{H} and apply R1.

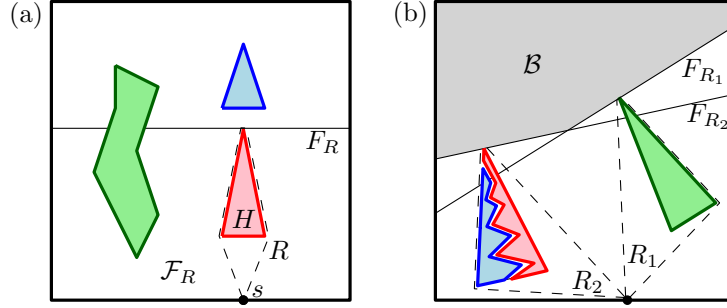


Fig. 6. The fence, front yard and backyard

4.3 The Competitive Factor

Theorem 3. *The strategy h -CPEX is $(h + c_0)!$ -competitive.*

Proof. Recall that \mathcal{C}_h denotes the competitive factor of h -CPEX, for 0-CPEX we use the HIKK-factor $\mathcal{C}_0 = 26.5$. Analyzing the different stages of h -CPEX, we obtain the following recursive estimation:

$$\mathcal{C}_h \leq c_1 h^2 + c_2 \mathcal{C}_{h-1} + h \mathcal{C}_{h-1} + c_3 h .$$

The first term comes from the classification of the h holes, each using a $3h$ -star search with a $O(h)$ competitive factor. The second term comes into play whenever we have a recursive call of $(h - 1)$ -CPEX for a safe hole. The constant $c_2 = 22$ stems from Lemma 3 dealing with 5-safe holes. In the case that all holes are 5-critical we have to explore at most h front yards, each implying a recursive call of $(h - 1)$ -CPEX and, finally, the exploration of the backyard that is basically an h -star search for groups of left and right vertices. This estimation is obviously dominated by the second and the third term, what implies $\mathcal{C}_h \leq c_4 \cdot (h + c_2)! \cdot \mathcal{C}_0 \leq (h + c_0)!$ for sufficiently large constants c_4 and c_0 . \square

5 Conclusion and future work

We have addressed the problem of online exploring polygonal scenes cluttered with at most h polygonal obstacles (holes). In the standard model exploring the scene includes the subtask of recognizing which parts of the boundary belong to holes and which edges form the outer boundary. In this paper we proposed a modified model making this subtask trivial by giving each hole a special color.

Under this assumption we could give for each $h > 0$ a competitive exploration strategy. We consider this to be a major breakthrough towards settling the general conjecture from [4] that such competitive strategies exist in the uncolored case, too. The missing link could be a combination of star search with a HIKK-like strategy to learn which holes are there in an uncolored scene.

Moreover, we are sure that the competitive factor can be considerably improved. We remark, that for $h \geq 2$ holes the task of exploring the polygon is no longer equivalent to exploring all edges, compare Fig.7. However, this problem is not an issue for h -CPEX because of its recursive structure.

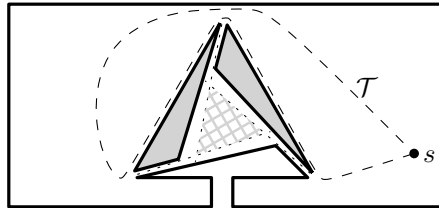


Fig. 7. Seeing all boundary edges does not guarantee full exploration

References

1. Albers, S., Kursawe, K., Schuierer, S.: Exploring Unknown Environments with Obstacles. In: Proc. of the tenth SODA, pp. 842–843. SIAM, Philadelphia (1999)
2. Berman, P.: On-line Searching and Navigation. In: Fiat, A., Woeginger, G. (eds.) Competitive Analysis of Algorithms. Springer, London (1998)
3. Chrobak, M., Kenyon-Mathieu, C.: SIGACT news online algorithms column 10: competitiveness via doubling. In: SIGACT News 37, 4, pp. 115–126. ACM, New York (2006)
4. Deng, X., Kameda, T., Papadimitriou, C.: How to Learn an Unknown Environment. In: Proceedings 32nd FOCS, pp. 298–303. IEEE Computer Society (1991)
5. Deng, X., Kameda, T., Papadimitriou, C.: How to Learn an Unknown Environment I: The Rectilinear Case. In: JACM 45, 2, pp. 215–245. ACM, New York (1998)
6. Georges, R.: Online-Erkundung von Polygonen. Diploma thesis, Freie Universität Berlin (2012) [<http://www.georges-1-cpex.de.vu>]
7. Georges, R., Hoffmann, F., Kriegel, K.: On the Exploration Problem for Polygons with One Hole. In: Abstracts 28th European Workshop Comput. Geom., Universit Perugia (2012)
8. Hagius, R., Icking, C., Langetepe, E.: Lower Bounds for the Polygon Exploration Problem. In: Abstracts 20th European Workshop Comput. Geom., Universidad de Sevilla (2004)
9. Hammar, M., Nilsson, B. J., Persson, M.: Competitive exploration of rectilinear polygons. In: Theor. Comput. Sci. 354, 3, pp. 367–378. Elsevier (2006)
10. Hoffmann, F., Icking, C., Klein, R., Kriegel, K.: The Polygon Exploration Problem. In: SIAM J. Comput. 31, pp. 577–600. SIAM, Philadelphia (2002)
11. Klein, R.: Algorithmische Geometrie. Springer (2005)
12. Papadimitriou, C. H., Yannakakis, M.: Shortest Paths Without a Map. In: Proceedings ICALP 1989, LNCS 372, pp. 610–620.

A Appendix

A.1 Lower Bounds

Theorem. *Any deterministic online strategy \mathcal{S}_1 that computes valid watchman routes in orthogonal polygons with at most one hole has a competitive ratio of at least 2.*

Proof. We confront \mathcal{S}_1 with a polygon composed of long thin winding corridors as indicated in Fig.8. In starting point s it has two choices, it can follow corridor L or R . Exploring them simultaneously, say by using a doubling strategy, see [11], is too expensive and because of the windings \mathcal{S}_1 cannot look far ahead. After traveling a corridor, say L , a distance $d \gg 0$, \mathcal{S}_1 encounters a new branching region with two new corridors R_1 and R_2 pointing back. Again, \mathcal{S}_1 has to decide which one eventually to follow, say it chooses R_2 . Notice, in that moment R_1 has not been completely explored and we make R_1 a dead end corridor by cutting it off behind the next winding. \mathcal{S}_1 follows R_2 (which is in fact R) until it reaches the proximity of s again. Now \mathcal{S}_1 will notice that it has circled the hole completely and missed the very end of R_1 only. To accomplish its task it has to return to R_1 , therefore traveling additionally a distance of $2d$ plus twice the length of R_1 . An optimal tour will first learn R_1 before it returns to s . \square




Fig. 8. Lower bound example, orthogonal case

Notice, that this lower bound construction does not hold for the case of a colored hole. The strategy then could identify the dead end and explore it first.

A.2 Front Yard Exploration (Proof of Lemma 2)

We will first prove two auxiliary lemmas.

Lemma 4. *Assume that H is a 5-critical hole after the first classification, i.e. $|R_H| > 5\lambda_H$. Let a_i and a_{i+1} be the two segments of R_H that define λ_H , p_i their common apex and α the enclosed angle. Then $\alpha < \frac{\pi}{6}$.*

Proof. Let q_l and q_r be the two endpoints of the λ_H -path that see p_i from the left and right side. Denoting by $A = |\overline{q_l, p_i}|$ and $B = |\overline{q_r, p_i}|$ the distances to the apex we have $A + B + \lambda_H \geq |R_H| > 5\lambda_H$. Consequently $A \geq 2\lambda_H$ or $B \geq 2\lambda_H$ and the claim follows from the sine rule in the triangle $\Delta(p_i, q_l, q_r)$. \square

Lemma 5. Assume that H is a 6-critical hole after the first classification and f_H the fence of H . Let x denote twice the shortest path length from s to f_H . If $|\mathcal{T}_{\text{opt}}| \geq x$, hole H becomes 5-safe.

Proof. Note that 6-criticality implies 5-criticality. We will use the notations from the proof of Lemma 4. It is sufficient to show that $x \geq \frac{1}{5}|R_H|$ or that the length of the shortest path from s to f_H is at least $0.1|R_H|$. Combining $A + B + \lambda_H \geq |R_H| > 6\lambda_H$ with the triangle inequality $A + \lambda_H \geq B$ we obtain $2A + 2\lambda_H \geq |R_H|$ and $A \geq (\frac{1}{2} - \frac{1}{6})|R_H| = \frac{1}{3}|R_H|$. From Lemma 4 we know that the shortest path length from q_l to f_H is at least $A \cos \frac{\pi}{6} \geq 0.86A$. Since the distance from s to q_l in \mathcal{P} is at most $\lambda_H \leq \frac{1}{6}|R_H|$ we end with

$$\frac{x}{2} \geq 0.86A - \lambda_H \geq \left(\frac{0.86}{3} - \frac{1}{6} \right) |R_H| = 0.12|R_H| \quad .$$

□

Now we can prove Lemma 2 in the following more general form:

Lemma 6. Let \mathcal{P} be a polygon with at most h holes, H a 6-critical hole after the first classification and x be twice the shortest path length from s to the fence f_H in \mathcal{P} . Starting $(h-1)$ -CPEX in the front yard \mathcal{F}_H we have: \mathcal{F}_H will be explored with path length $\leq \mathcal{C}_{h-1} \cdot x$ or H is 5-safe.

Proof. The front yard exploration by $(h-1)$ -CPEX will stop if either
(1) the exploration path length l reaches $\mathcal{C}_{h-1}x$ and \mathcal{F}_H is still unexplored or if
(2) \mathcal{F}_H gets explored with path length $l \leq \mathcal{C}_{h-1}x$.

We will prove, that this procedure is \mathcal{C}_{h-1} -competitive in both cases, i.e. $l \leq \mathcal{C}_{h-1}|\mathcal{T}_{\text{opt}}|$, and that in case (1) the hole H becomes 5-safe. We remind that \mathcal{T}_{opt} is the optimal exploration tour for the whole polygon whereas $\mathcal{T}_{\text{opt}}(\mathcal{F})$ denotes an optimal tour for the front yard. Now we combine our two cases with another case distinction:

(a) $|\mathcal{T}_{\text{opt}}| \leq x$ and (b) $|\mathcal{T}_{\text{opt}}| > x$.

Remark that in case (a) \mathcal{T}_{opt} does not leave \mathcal{F} and, consequently, $|\mathcal{T}_{\text{opt}}(\mathcal{F})| \leq |\mathcal{T}_{\text{opt}}|$. In case (b) the hole becomes 5-safe by Lemma 5.

(1.a) Since the exploration is not finished and $(h-1)$ -CPEX is \mathcal{C}_{h-1} -competitive

we have $l = \mathcal{C}_{h-1}x < \mathcal{C}_{h-1}|\mathcal{T}_{\text{opt}}(\mathcal{F})| \stackrel{(a)}{\leq} \mathcal{C}_{h-1}|\mathcal{T}_{\text{opt}}|$ and $x < |\mathcal{T}_{\text{opt}}|$ by cancelling \mathcal{C}_{h-1} . Hence, H becomes 5-safe by Lemma 5.

(1.b) $l = \mathcal{C}_{h-1}x \stackrel{(b)}{<} \mathcal{C}_{h-1}|\mathcal{T}_{\text{opt}}|$ and H is 5-safe.

(2.a) $l \stackrel{(2)}{\leq} \mathcal{C}_{h-1}|\mathcal{T}_{\text{opt}}(\mathcal{F})| \stackrel{(a)}{\leq} \mathcal{C}_{h-1}|\mathcal{T}_{\text{opt}}|$.

(2.b) $l \stackrel{(2)}{\leq} \mathcal{C}_{h-1}x \stackrel{(b)}{\leq} \mathcal{C}_{h-1}|\mathcal{T}_{\text{opt}}|$.

□

A.3 Backyard Exploration

Here we describe the construction, application, and analysis of the angle hull for exploring left vertices in \mathcal{B} on the left side of the hole.

Definition 1. Let \mathcal{D} be a simple polygon contained in another simple polygon \mathcal{P} . The angle hull $\mathcal{AH}(\mathcal{D})$ of \mathcal{D} consists of all points in \mathcal{P} that can see two points of \mathcal{D} at an angle of 90° [10].

Let p_l be the leftmost point of R related to f and p'_l its projection on f (Fig.9). Each shortest path from s to a cut (belonging to a remaining left reflex vertex in \mathcal{B} and crossing f on the left) touches the cut in the area between the hole and the straight line through p_l and p'_l . We try to explore all of these remaining vertices by following the shortest path from s to p_l and approaching f on the angle hull \mathcal{AH} of the shortest path from p_l to p_{i_0} afterwards. Notice, that this path Π does not depend on any vertex in \mathcal{B} .

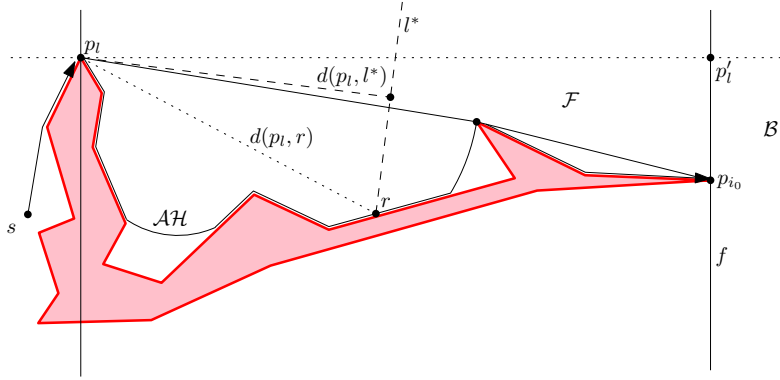


Fig. 9. The angle hull.

Lemma 7. If a left reflex vertex l becomes explored by following the path Π , then the length of the traveled path is bounded by four times the length of the shortest path from s to the corresponding cut l^* .

Proof. The angle hull \mathcal{AH} intersects l^* in point r . Its length from p_l to r is bounded by twice the length $d(p_l, r)$ of the shortest path connecting those both points [10]. Using elementary trigonometric reasoning one can show that the length of this path is again bounded by twice the distance $d(p_l, l^*)$ of p_l to the cut l^* . Together with the optimal path from s to p_l the claim follows. \square

Notice, that the optimal tour does not have to explore a vertex from the left side of the hole. But in this case the strategy for the hole's right side is

competitive and the path length traveled on the left side is bounded by the doubling approach.

Furthermore the strategy does not depend on the location of the vertices in \mathcal{B} . If the fence f is touched on both sides we can be sure that there has to be a cut not crossing f and the hole becomes safe. Otherwise the polygon is explored before and Lemma 7 grants competitiveness of the exploration.

A.4 h-CPEX Pseudocode

Algorithm 1.1 *h-CPEX*

```

1: procedure CPEX( $\mathcal{P}, s, \mathcal{H}, \lambda, h$ )
2:   while  $\mathcal{H}$  is empty do
3:     apply HIKK for simple polygons until first hole is found
4:   end while
5:   for all  $H \in \mathcal{H}$  marked discovered do
6:     learn shortest path  $R_H$ , compute  $\lambda_H$ , and add new holes to  $\mathcal{H}$ 
7:      $\lambda = \max(\lambda, \lambda_H)$ 
8:     if  $|R_H| \leq c \cdot \lambda$  then ▷ Is  $H$   $c$ -safe?
9:       create  $\mathcal{P}'$  by inserting barrier  $b$  and call CPEX( $\mathcal{P}', s, \mathcal{H}, \lambda, h - 1$ )
10:    else
11:      mark  $H$  as critical
12:    end if
13:    for all  $H \in \mathcal{H}$  marked critical do
14:      if  $|R_H| \leq c \cdot \lambda$  then ▷ Update status
15:        create  $\mathcal{P}'$  by inserting barrier  $b$  and call CPEX( $\mathcal{P}', s, \mathcal{H}, \lambda, h - 1$ )
16:      end if
17:    end for
18:  end for
19:  while no new hole becomes visible do
20:    for all  $H \in \mathcal{H}$  marked critical do
21:      create  $\mathcal{F}_H$  by inserting fence line  $f_H$  and update list  $\mathcal{H}$ 
22:      while tour length  $\leq x \cdot \mathcal{C}_{h-1}$  do
23:        CPEX( $\mathcal{F}_H, s, \mathcal{H}, \lambda, h - 1$ )
24:      end while
25:      if tour length  $\leq x \cdot \mathcal{C}_{h-1}$  then ▷ Is  $H$   $c$ -safe?
26:        create  $\mathcal{P}'$  by inserting barrier  $b$  and call CPEX( $\mathcal{P}', s, \mathcal{H}, \lambda, h - 1$ )
27:      end if
28:    end for ▷ All front yards are explored
29:     $\mathcal{B} = \mathcal{P} \setminus \bigcup \mathcal{F}_H$  and explore it with star search
30:  end while
31:  add new hole to  $\mathcal{H}$  and call CPEX( $\mathcal{P}, s, \mathcal{H}, \lambda, h$ ) ▷ Restart to classify new hole
32: end procedure

```
