

Lorenz function of Bi₂Te₃/Sb₂Te₃ superlattices

N. F. Hinsche,^{1,*} I. Mertig,^{1,2} and P. Zahn³

¹*Institut für Physik, Martin-Luther-Universität Halle-Wittenberg, DE-06099 Halle, Germany*

²*Max-Planck-Institut für Mikrostrukturphysik, Weinberg 2, DE-06120 Halle, Germany*

³*Helmholtz-Zentrum Dresden-Rossendorf, P.O.Box 51 01 19, DE-01314 Dresden, Germany*

(Dated: April 23, 2017)

Combining first principles density functional theory and semi-classical Boltzmann transport, the anisotropic Lorenz function was studied for thermoelectric Bi₂Te₃/Sb₂Te₃ superlattices and their bulk constituents. It was found that already for the bulk materials Bi₂Te₃ and Sb₂Te₃, the Lorenz function is not a pellucid function on charge carrier concentration and temperature. For electron-doped Bi₂Te₃/Sb₂Te₃ superlattices large oscillatory deviations for the Lorenz function from the metallic limit were found even at high charge carrier concentrations. The latter can be referred to quantum well effects, which occur at distinct superlattice periods.

PACS numbers: 31.15.A-, 71.15.Mb, 72.20.Pa, 72.20.-i

INTRODUCTION

For many decades thermoelectric (TE) energy conversion successfully enabled self-supporting energy devices for outer-space missions or integrated electronics [1, 2]. However, bad conversion efficiency prohibited thermoelectrics the breakthrough as an alternative energy source. The conversion performance of a TE material is quantified by the figure of merit (FOM)

$$ZT = \frac{\sigma S^2}{\kappa_{el} + \kappa_{ph}} T = \frac{S^2}{L + \frac{\kappa_{ph}}{\sigma T}}, \quad (1)$$

where σ is the electrical conductivity, S the thermopower, $\kappa_{el} = L\sigma T$ and κ_{ph} are the electronic and lattice contribution to the thermal conductivity, respectively. L denotes the Lorenz function, which becomes the Lorenz number $L_0 = \frac{(\pi k_B)^2}{3e^2}$ in the highly degenerate, metallic limit.

In recent years nano-structuring concepts [3, 4] enable higher values for ZT by increasing the numerator, called power factor $PF = \sigma S^2$, or decreasing the denominator of Eq. 1. The latter is obtained by phonon-blocking at superlattice (SL) interfaces or grain boundaries [5–8] and leads to a reduced lattice thermal conductivity κ_{ph} . Here, the Lorenz function is particularly important for thermoelectrics, providing a measure to separate the electronic and lattice contribution to the thermal conductivity [9]. Deviations $L \neq L_0$ already occur in the degenerate limit for simple metals, semi-metals and semi-conductors [10]. Hence, assuming incorrect values for the Lorenz number leads to incorrect values for κ_{el} and κ_{ph} and can even sum up to non-physically negative values for κ_{ph} [11]. To the best of our knowledge, investigations on the Lorenz function of thermoelectric SLs on an *ab initio* level are missing so far.

In the present work we analyse the anisotropic Lorenz function for Bi₂Te₃/Sb₂Te₃ SLs, as well as for the bulk constituents. The two telluride single crystals and the composed p-type SL show highest values for bulk and nano-structured TE so far [12]. On the basis of *ab initio* density functional theory (DFT) and semi-classical Boltzmann transport equa-

tions (BTE) the Lorenz function is in particular studied for different charge carrier concentrations and SL periods at room-temperature.

METHODOLOGY

For both Bi₂Te₃ and Sb₂Te₃, as well as for the composed SLs, we used the experimental lattice parameters and relaxed atomic positions [13] as provided for the hexagonal Bi₂Te₃ crystal structure. The 15 atomic layers per unit cell are composed out of three quintuples Te₁-Bi-Te₂-Bi-Te₁. The hexagonal lattice parameters are equally chosen to be $a_{BiTe}^{hex} = 4.384\text{\AA}$ and $c_{BiTe}^{hex} = 30.487\text{\AA}$ for Bi₂Te₃, Sb₂Te₃ and the SLs respectively. Preceding studies revealed that a larger in-plane lattice constant, e.g. $a_{BiTe}^{hex} > a_{SbTe}^{hex}$, is favourable for an enhanced cross-plane TE transport [14, 15]. To introduce SLs with different SL periods we subsequently substitute the Bi sites by Sb, starting with six Bi sites in hexagonal bulk Bi₂Te₃. Substituting four atomic layers of Bi with Sb leads to a (Bi₂Te₃)_x/(Sb₂Te₃)_{1-x} SL with $x = \frac{2}{6}$, that is one quintuple Bi₂Te₃ and two quintuple Sb₂Te₃. The latter case coincides with a (10Å/20Å)-(Bi₂Te₃/Sb₂Te₃) SL in the experimental notation of Ref. [12].

Semi-classical BTE were extensively used in the past to calculate TE transport properties [16, 17] and offer a high reliability for narrow-gap semi-conductors in a broad doping and temperature range [14, 18–20]. Within the relaxation time approximation (RTA) the transport distribution function (TDF) $\mathcal{L}_{\perp,\parallel}^{(0)}(\mu, 0)$ [21] and with this the generalized conductance moments $\mathcal{L}_{\perp,\parallel}^{(n)}(\mu, T)$ are defined as

$$\mathcal{L}_{\perp,\parallel}^{(n)}(\mu, T) = \frac{\tau}{(2\pi)^3} \sum_{\mathbf{v}} \int d^3k \left(v_{k,(\perp,\parallel)}^{\mathbf{v}} \right)^2 (E_k^{\mathbf{v}} - \mu)^n \left(-\frac{\partial f_{(\mu,T)}}{\partial E} \right)_{E=E_k^{\mathbf{v}}}. \quad (2)$$

$f_{(\mu,T)}$ is the FERMI-DIRAC-distribution and $v_{k,(\parallel)}^{\mathbf{v}}$, $v_{k,(\perp)}^{\mathbf{v}}$ denote the group velocities in the directions in the hexagonal basal plane and perpendicular to it, respectively. Within

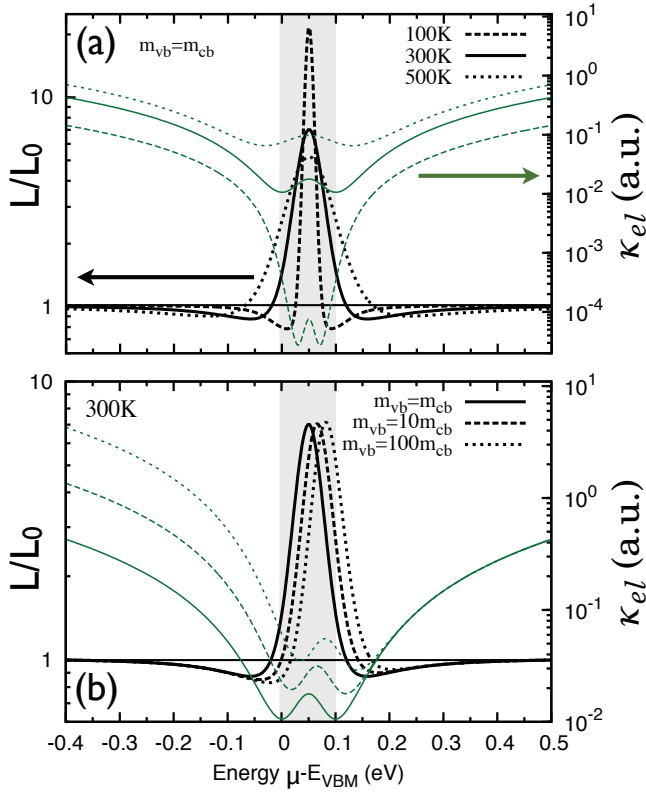


FIG. 1. Lorenz function L (thick black lines, ref. to left scale) and electronic contribution κ_{el} to the total thermal conductivity (thin green lines, ref. to the right scale) in dependence on position of the chemical potential μ within a spherical two band model. Results are shown for (a) fixed effective masses $m_{vb} = m_{cb}$ and varying temperatures and (b) fixed temperature $T = 300$ K and varying effective masses. The band gap is fixed to $E_g = 0.1$ eV (gray shaded areas) and the Lorenz function is related to the metallic limit $L_0 = 2.44 \times 10^{-8} \text{ W}\Omega/\text{K}^2$.

here the group velocities were obtained as derivatives along the lines of the Blöchl mesh in the whole Brillouin zone (BZ) [15]. The band structure E_k^v of band v was obtained by accurate first principles density functional theory calculations (DFT), as implemented in the fully relativistic screened Korringa-Kohn-Rostoker Greens-function method (KKR) [22]. Within this approach the DIRAC-equation is solved self-consistently and with that spin-orbit-coupling (SOC) is included. Exchange and correlation effects were accounted for by the local density approximation (LDA) parametrized by Vosko, Wilk, and Nusair [23]. Detailed studies on the electronic structure, the thermoelectric transport and challenges in the numerical determination of the group velocities of Bi_2Te_3 , Sb_2Te_3 and their SLs have been published before [14, 15, 24, 25]. For convenience, the relaxation time τ was chosen as 10 fs for the considered systems.

Straight forward, the temperature- and doping-dependent electrical conductivity σ and thermopower S in the in- and

cross-plane directions are defined as

$$\sigma_{\perp,\parallel} = e^2 \mathcal{L}_{\perp,\parallel}^{(0)}(\mu, T) \quad S_{\perp,\parallel} = \frac{1}{eT} \frac{\mathcal{L}_{\perp,\parallel}^{(1)}(\mu, T)}{\mathcal{L}_{\perp,\parallel}^{(0)}(\mu, T)}, \quad (3)$$

and the electronic part to the total thermal conductivity accounts to

$$\kappa_{el\perp,\parallel} = \frac{1}{T} \left(\mathcal{L}_{\perp,\parallel}^{(2)}(\mu, T) - \frac{(\mathcal{L}_{\perp,\parallel}^{(1)}(\mu, T))^2}{\mathcal{L}_{\perp,\parallel}^{(0)}(\mu, T)} \right). \quad (4)$$

The second term in eq. 4 introduces corrections due to the Peltier heat flow that can occur when bipolar conduction takes place [26, 27]. Using Eqs. 3 and 4 and the abbreviation $\kappa^0 = \frac{1}{T} \mathcal{L}_{\perp,\parallel}^{(2)}(\mu, T)$ [21], we find the Lorenz function as

$$L_{\perp,\parallel} = \frac{\kappa^0}{\sigma_{\perp,\parallel} T} - S_{\perp,\parallel}^2. \quad (5)$$

Eq. 5 clearly shows that in the low temperature regime L consists of a constant term and a negative term of order T^2 .

RESULTS

To introduce our discussions, in Fig. 1 the Lorenz function L and the corresponding electronic thermal conductivity κ_{el} in dependence on the chemical potential μ are shown for a spherical two band model (SBM). Varying temperatures and $m_{cb} = m_{vb}$ (cf. Fig. 1(a)) and different effective masses ratio m_{cb}/m_{vb} and fixed temperature $T = 300$ K (cf. Fig. 1(b)) are assumed. Within here m_{cb} and m_{vb} are the isotropic effective masses of the conduction band (CB) and valence band (VB), respectively. Setting the valence band maximum to zero and E_g the band gap size, the TDF scales as $\mathcal{L}_{VB}^{(0)}(\mu, 0) \sim \sqrt{m_{vb}}(-\mu)^{3/2}$ and $\mathcal{L}_{VB}^{(0)}(\mu, 0) \sim \sqrt{m_{cb}}(\mu - E_g)^{3/2}$ for the VB and CB, respectively. From Eqs. 4 and 5 it is obvious that within a SBM deviations for L and κ_{el} from the metallic limit will merely occur near the band gap, where the thermopower S changes significantly. Near the band edges S increases approximately as $S \sim \frac{-1}{\mu T}$. Thus L , as well as κ_{el} minimize and the minimum decreases with decreasing temperature, while shifting towards the middle of the gap (cf. Fig. 1(a)). At $T = 100$ K $L/L_0 \sim 0.8$ at the band edges. In the intrinsic regime L/L_0 and κ_{el} increase, as the thermopower and electrical conductivity are reduced due to bipolar contributions. Figuratively speaking, the additional contribution arises from the fact that electron and holes can move together in the same direction, transporting energy but not carrying any net charge [26]. According to Goldsmid [28] and Price [29] the deviation of the Lorenz number from the metallic limit in the intrinsic regime holds to some extent $L/L_0 = 1 + \frac{1}{2} \frac{m_{cb}m_{vb}}{(m_{cb}+m_{vb})^2} (E_g/k_B T + 4)^2$. Therefore, assuming a fixed charge carrier concentration, L/L_0 achieves very large values at small temperatures and/or large band

gaps. Assuming the above approaches [28, 29], together with $m_{cb} = m_{vb}$ and $E_g = 0.1$ eV one achieves $L/L_0 \sim 9$ at room temperature for μ located deep in the gap. If $m_{vb} > m_{cb}$, as shown in Fig. 1(b), the intrinsic regime $N_n = N_p$ and with that the maximal value of L/L_0 and κ_{el} at bipolar conduction shifts towards the CBM. With increasing m_{vb} and hence due to the enhanced electrical conductivity σ in the VB it is obvious, that κ_{el} under hole doping will increase, too.

Fig. 2 presents first principle calculations for the Lorenz function L and the related electronic part κ_{el} of the thermal conductivity. The dependence on the charge carrier concentration for (a) Sb_2Te_3 , (b) a $(\text{Bi}_2\text{Te}_3)_x/(\text{Sb}_2\text{Te}_3)_{1-x}$ SL at $x = 2/6$ and (c) Bi_2Te_3 , is shown, respectively. Due to the high conductivity anisotropy $\sigma_{\parallel}/\sigma_{\perp} > 1$ for all of the considered systems[14, 25], $\kappa_{el,\perp}$ is strongly suppressed compared to $\kappa_{el,\parallel}$, too. Furthermore, it is obvious that the maximal peak of the Lorenz function is shifted towards the CBM, latter stemming from a larger density of states at the VBM and a higher absolute hole electrical conductivity. Maximal numbers for the Lorenz function L/L_0 in the intrinsic regime were found to be between 6 and 10 for the considered systems, showing only a slight directional anisotropy. For Sb_2Te_3 (cf. Fig. 2(a)) the Lorenz function exhibits only minor anisotropies L_{\parallel}/L_{\perp} in a wide doping range, while stating $L_{\perp} \sim 1.15L_{\parallel}$ at increased electron doping. Reduction of L_{\parallel}/L_{\perp} due to bipolar diffusion effects is more apparent at hole doping compared to electron doping, here showing in-plane $L/L_0 \sim 0.75$ and $L/L_0 \sim 0.92$ at an electron and hole doping of $N = 3 \times 10^{19} \text{ cm}^{-3}$, respectively. For bulk Bi_2Te_3 the picture is comparable. However, in the thermoelectric most interesting range, about 200 meV around the band edges, L_{\parallel}/L_{\perp} is always less than unity, comparable to previous publications [20]. Furthermore L_{\perp} is larger than the metallic limit L_0 . Very often values of $L_{\perp} \sim 0.5 - 0.6$ [12, 30] are assumed for the experimental determination of $\kappa_{el,\perp}$ in $\text{Bi}_2\text{Te}_3/\text{Sb}_2\text{Te}_3$ SLs. In turn, this most probably leads to an underestimation of the electrical contribution to total thermal conductivity in cross-plane direction. For bulk Bi_2Te_3 experimental values [26] for the in-plane part $\kappa_{el,\parallel}$ are available as a reference in Fig. 2(c) (green, open circles). We find very good accordance to our calculations in the intrinsic range, while our results slightly overestimate $\kappa_{el,\parallel}$ in the extrinsic regime.

Strong deviations for the Lorenz function from the bulk limit could be found for an electron conducting $(\text{Bi}_2\text{Te}_3)_x/(\text{Sb}_2\text{Te}_3)_{1-x}$ SL at $x = 2/6$, i.e. $(10\text{\AA}/20\text{\AA})$ - $(\text{Bi}_2\text{Te}_3/\text{Sb}_2\text{Te}_3)$. In a current publication [25] we showed, that strong quantum well effects (QWE) in the CB of the SLs lead to an enhanced electrical conductivity anisotropy. The latter was most pronounced for the SL at $x = 2/6$ showing $\sigma_{\parallel}/\sigma_{\perp} \sim 20$ at electron doping of $N = 3 \times 10^{19} \text{ cm}^{-3}$. Caused by the QWE, the cross-plane electrical conductivity σ_{\perp} is drastically suppressed, and hence L_{\perp} remarkably enhanced. The cross-plane Lorenz function obtains rather large values between $L/L_0 \sim 1.5 - 1.8$ at extrinsic carrier concentrations of about $N = 3 - 30 \times 10^{19} \text{ cm}^{-3}$ for hole and electron doping, respectively. Additionally, oscillations of L/L_0 with varying

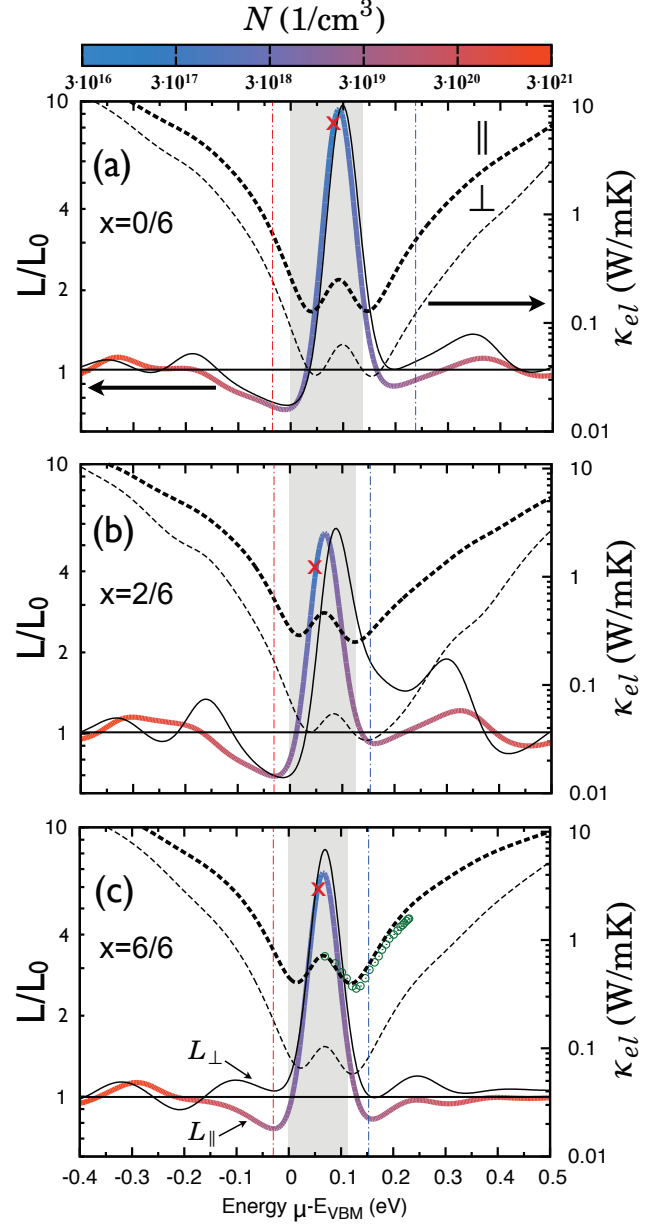


FIG. 2. Lorenz function L (solid lines, ref. to left scale) and electronic contribution κ_{el} to the total thermal conductivity (dashed lines, ref. to right scale) in dependence on position of the chemical potential μ for (a) bulk Sb_2Te_3 (b) $(\text{Bi}_2\text{Te}_3)_x/(\text{Sb}_2\text{Te}_3)_{1-x}$ SL at $x = \frac{2}{6}$ and (c) bulk Bi_2Te_3 . The in-plane (thick lines) and cross-plane (thin lines) transport directions are compared. The Lorenz function is related to the metallic limit $L_0 = 2.44 \times 10^{-8} \text{ W}\Omega/\text{K}^2$. Plotted on to the graph of the Lorenz function in the in-plane direction is a color code referring to the charge carrier concentration. The red cross emphasizes the change from n to p doping. The temperature was fixed to 300K. Thin vertical dash-dotted lines emphasize the position of the chemical potential for a charge carrier concentration of $N = 3 \times 10^{19} \text{ cm}^{-3}$ under p and n doping (red and blue color). The grey shaded areas show the band gap. Green open circles in (c) show experimental results from Ref. [26] for $\kappa_{el,\parallel}$ for an n-type Bi_2Te_3 single crystal.

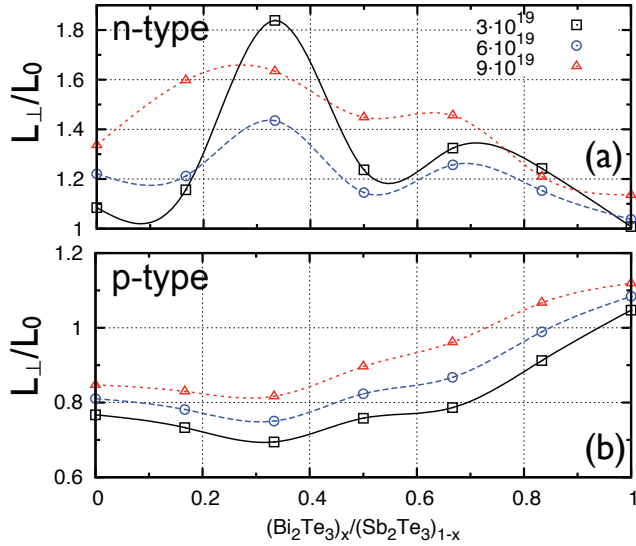


FIG. 3. Cross-plane component of the Lorenz function L_{\perp} for $(\text{Bi}_2\text{Te}_3)_x/(\text{Sb}_2\text{Te}_3)_{1-x}$ superlattices in dependence on the superlattice period. The temperature is fixed to 300K and results for three different charge carrier concentrations (in units of cm^{-3}) are compared. (a) refers to electron doping, while (b) refers to hole doping. The Lorenz function is related to the metallic limit $L_0 = 2.44 \times 10^{-8} \text{ W}\Omega/\text{K}^2$. Lines are guides to the eye.

doping are found, which are much more pronounced than in the bulk materials. Both effects have been proposed within a 1-dimensional model for thermoelectric SLs before [31]. As expected, in the extrinsic region, at increasing charge carrier concentration, L saturates gradually towards the metallic limit L_0 and the thermal conductivity rises with electrical conductivity.

To support our findings, in Fig. 3 the cross-plane Lorenz function L_{\perp} at different SL periods is shown. The influence of varying (a) electron and (b) hole doping is given, respectively. Under hole doping, due to the vanishing band-offset at the VBM [25], the Lorenz function behaves as smooth interpolation between the bulk limits (cf. Fig. 3(b)). At lower charge carrier concentrations L_{\perp}/L_0 is more suppressed due to a stronger impact of the bipolar diffusion. Under varying electron doping we find L_{\perp}/L_0 being remarkably enhanced for SL periods of $x = 2/6$ and $x = 4/6$, respectively. For those SL periods large suppressions of the cross-plane electrical conductivity σ_{\perp} were found, too. At $N = 3 \times 10^{19} \text{ cm}^{-3}$ anisotropies as large as $\sigma_{\parallel}/\sigma_{\perp} \sim 20$ and $\sigma_{\parallel}/\sigma_{\perp} \sim 14$ for SL periods of $x = 2/6$ and $x = 4/6$ are reported, respectively [25]. We state that due to quantum confinement effects in the electron-conducting SLs unexpected deviations of the Lorenz function from L_0 can occur also at higher values of doping, which is counterintuitive. The latter could lead to wrong estimations for the electronic part of the thermal conductivity κ_{el} and consequently for the lattice thermal conductivity κ_{ph} .

CONCLUSION

We presented first principles calculation for the Lorenz function of electron- and hole-conducting $\text{Bi}_2\text{Te}_3/\text{Sb}_2\text{Te}_3$ superlattices and the related bulk materials at varying charge carrier concentration. As expected, due to bipolar conduction, the Lorenz function increases to large values within the intrinsic doping regime. More significantly, the Lorenz function L of the superlattices does not change monotonically at extrinsic charge carrier concentrations. While at increased doping an asymptote convergence of L towards the metallic limit L_0 is found, a distinct oscillatory behaviour of L is observed. This is most pronounced under electron doping and caused by quantum well effects in the conduction bands of the superlattices. This counterintuitive effect has consequences for the determination of the thermal conductivity, as L is generally used to separate κ_{el} and κ_{ph} . At thermoelectrically profitable charge carrier concentrations the application of the metallic value L_0 to determine the electronic thermal conductivity could lead to a deviation of a factor of two in both directions in the worst case. Consequently, this leads to wrong estimations of the lattice thermal contribution and the figure of merit. A similar behaviour was found theoretically for p-type SiGe superlattices [32] and this behaviour could be a general effect in thermoelectric superlattices influenced by quantum well effects.

This work was supported by the Deutsche Forschungsgemeinschaft, SPP 1386 ‘Nanostrukturierte Thermoelektrika: Theorie, Modellsysteme und kontrollierte Synthese’. N. F. Hinsche is member of the International Max Planck Research School for Science and Technology of Nanostructures.

* nicki.hinsche@physik.uni-halle.de

- [1] B. Sales, Science **295**(5558), 1248 (2002)
- [2] T. Tritt, M. Subramanian, MRS bulletin **31**(03), 188 (2006)
- [3] H. Böttner, G. Chen, R. Venkatasubramanian, MRS bulletin **31**(3), 211 (2006)
- [4] G. Nolas, D. Morelli, T. Tritt, Annual Review of Materials Science **29**, 89 (1999)
- [5] T. Borca-Tasciuc, Superlattices and Microstructures **28**(3), 199 (2000)
- [6] S. Lee, D. Cahill, R. Venkatasubramanian, Appl. Phys. Lett. **70**(22), 2957 (1997)
- [7] G. Pernot, M. Stoffel, I. Savic, F. Pezzoli, P. Chen, G. Savelli, A. Jacquot, J. Schumann, U. Denker, I. Mönch, Nature Materials **9**, 491 (2010)
- [8] R. Venkatasubramanian, Phys. Rev. B **61**(4), 3091 (2000)
- [9] C. Uher, H. Goldsmid, Phys Status Solidi B **65**(2), 765 (1974)
- [10] G.S. Kumar, G. Prasad, R.O. Pohl, Journal of Materials Science **28**(16), 4261 (1993)
- [11] J. Sharp, E. Volckmann, H. Goldsmid, physica status solidi (a) **185**(2), 257 (2001)
- [12] R. Venkatasubramanian, E. Siivola, T. Colpitts, Nature **413**, 597 (2001)

- [13] O. Madelung, M. Schulz, H. Weiss (eds.), *Landolt-Börnstein New Series, group III/41C* (Springer Verlag, Berlin, 1998)
- [14] N. Hinsche, B. Yavorsky, I. Mertig, P. Zahn, *Physical Review B* **84**(16), 165214 (2011)
- [15] B.Y. Yavorsky, N. Hinsche, I. Mertig, P. Zahn, *Physical Review B* **84**(16), 165208 (2011)
- [16] J.M. Ziman, *Electrons and phonons: the theory of transport phenomena in solids* (Clarendon Press, Oxford, 2001)
- [17] I. Mertig, *Reports on Progress in Physics* **62**, 237 (1999)
- [18] M.S. Park, J.H. Song, J.E. Medvedeva, M. Kim, I.G. Kim, A.J. Freeman, *Phys. Rev. B* **81**(15), 155211 (2010)
- [19] L. Chaput, P. Pécheur, J. Tobola, H. Scherrer, *Phys. Rev. B* **72**(8), 085126 (2005)
- [20] B. Huang, M. Kaviani, *Phys. Rev. B* **77**(12), 125209 (2008)
- [21] G. Mahan, J. Sofo, *Proceedings of the National Academy of Sciences* **93**, 7436 (1996)
- [22] M. Gradhand, M. Czerner, D.V. Fedorov, P. Zahn, B.Y. Yavorsky, L. Szunyogh, I. Mertig, *Phys. Rev. B* **80**(22), 224413 (2009)
- [23] S.H. Vosko, L. Wilk, *Phys. Rev. B* **22**(8), 3812 (1980)
- [24] P. Zahn, N. Hinsche, B. Yavorsky, I. Mertig, *J. Phys.: Condens. Matter* **23**(50), 505504 (2011)
- [25] N.F. Hinsche, B.Y. Yavorsky, M. Czerner, M. Winkler, J. König, H. Böttner, I. Mertig, P. Zahn, arXiv:cond-mat. (1206.4078v1) (2012)
- [26] H. Goldsmid, *Advances in Physics* **14**(55), 273 (1965)
- [27] G. Nolas, H. Goldsmid, *Thermal Conductivity of Semiconductors* (Kluwer Academic, New York, 2004), chap. 1.4
- [28] H. Goldsmid, *Proceedings of the Physical Society. Section B* **69**, 203 (1956)
- [29] P.J. Price, *Proceedings of the Physical Society. Section B* **69**(8), 851 (1956)
- [30] H. Beyer, J. Nurnus, H. Böttner, A. Lambrecht, E. Wagner, G. Bauer, *Physica E: Low-dimensional Systems and Nanostructures* **13**(2-4), 965 (2002)
- [31] Z. Bian, M. Zebarjadi, R. Singh, Y. Ezzahri, A. Shakouri, G. Zeng, J.H. Bahk, J. Bowers, J. Zide, A. Gossard, *Physical Review B* **76**(20), 205311 (2007)
- [32] N.F. Hinsche, I. Mertig, P. Zahn, *Journal of Physics: Condensed Matter* **24**(27), 275501 (2012)