

Smoothed Functional Algorithms for Stochastic Optimization using q -Gaussian Distributions

Debarghya Ghoshdastidar, Indian Institute of Science
 Ambedkar Dukkipati, Indian Institute of Science
 Shalabh Bhatnagar, Indian Institute of Science

Smoothed functional (SF) schemes for gradient estimation are known to be efficient in stochastic optimization algorithms, specially when the objective is to improve the performance of a stochastic system. However, the performance of these methods depends on several parameters, such as the choice of a suitable smoothing kernel. Different kernels have been studied in literature, which include Gaussian, Cauchy and uniform distributions among others. This paper studies a new class of kernels based on the q -Gaussian distribution, that has gained popularity in statistical physics over the last decade. Though the importance of this family of distributions is attributed to its ability to generalize the Gaussian distribution, we observe that this class encompasses almost all existing smoothing kernels. This motivates us to study SF schemes for gradient estimation using the q -Gaussian distribution. Using the derived gradient estimates, we propose two-timescale algorithms for optimization of a stochastic objective function in a constrained setting with projected gradient search approach. We prove the convergence of our algorithms to the set of stationary points of an associated ODE. We also demonstrate their performance numerically through simulations on a queuing model.

Categories and Subject Descriptors: G.1.6 [Numerical Analysis]: Optimization (Constrained Optimization, Stochastic Programming); I.6.8 [Simulation and Modeling]: Types of Simulation (Discrete Event)

General Terms: Algorithms, Theory, Performance

Additional Key Words and Phrases: q -Gaussian; smoothed functional algorithms; two-timescale stochastic approximation; projected gradient based search

ACM Reference Format:

Debarghya Ghoshdastidar, Ambedkar Dukkipati and Shalabh Bhatnagar, 2013. Smoothed Functional Algorithms for Stochastic Optimization using q -Gaussian Distributions. *ACM Trans. Model. Comput. Simul.* 0, 0, Article 00 (January 0000), 25 pages.

DOI : <http://dx.doi.org/10.1145/0000000.0000000>

1. INTRODUCTION

Optimization problems, where the objective function does not have an analytic expression, are quite common in engineering and financial world. Such problems are often encountered in discrete event simulations such as queuing systems, allocation problems or financial forecasting. In many of these scenarios, the data, obtained via statistical survey or simulation, contains only noisy estimates of the objective function to be optimized, and hence, one is compelled to resort to stochastic techniques. One of the most commonly used solution methodologies involves stochastic approximation algorithms, originally due to Robbins and Monro [1951], that is used to find the zeros of a given

Authors' address: D. Ghoshdastidar and A. Dukkipati and S. Bhatnagar, Department of Computer Science & Automation, Indian Institute of Science, Bangalore - 560012, India.

Email: {debarghya.g.ad,shalabh}@csa.iisc.ernet.in

Permission to make digital or hard copies of part or all of this work for personal or classroom use is granted without fee provided that copies are not made or distributed for profit or commercial advantage and that copies show this notice on the first page or initial screen of a display along with the full citation. Copyrights for components of this work owned by others than ACM must be honored. Abstracting with credit is permitted. To copy otherwise, to republish, to post on servers, to redistribute to lists, or to use any component of this work in other works requires prior specific permission and/or a fee. Permissions may be requested from Publications Dept., ACM, Inc., 2 Penn Plaza, Suite 701, New York, NY 10121-0701 USA, fax +1 (212) 869-0481, or permissions@acm.org.

© 0000 ACM 1049-3301/0000/01-ART00 \$15.00

DOI : <http://dx.doi.org/10.1145/0000000.0000000>

function. Based on this approach, gradient descent algorithms have been developed, in which the parameters controlling the system track the zeros of the gradient of the objective. However, these algorithms require an estimate of the cost gradient. One can employ direct gradient estimation techniques [Fu 2006] such as infinitesimal perturbation analysis (IPA) [Suri 1987], which require problem-specific analysis, and hence, have limited applicability. In the general setting, Kiefer and Wolfowitz [1952] provide a gradient estimate that requires a number of parallel simulations of the system linear in the dimension of the parameter. More efficient techniques for gradient estimation, have been developed based on the smoothed functional (SF) approach [Katkovnik and Kulchitsky 1972], simultaneous perturbation stochastic approximation (SPSA) [Spall 1992], likelihood ratio [L'Ecuyer and Glynn 1994] etc. Stochastic variations of Newton-based optimization methods, also known as adaptive Newton-based schemes have also been studied in the literature [Ruppert 1985; Spall 2000; Bhatnagar 2007].

When the above schemes for gradient estimation are employed in optimization methods involving the long-run average cost objective, the time complexity of the algorithms increases as the long-run average cost needs to be estimated after each parameter update. A more efficient approach is to simultaneously perform the long-run averaging and parameter updates using different step-size schedules. This class of algorithms constitute the multi-timescale stochastic approximation algorithms [Bhatnagar and Borkar 1998]. Two-timescale gradient based optimization algorithms have also been developed using SPSA and SF schemes [Bhatnagar and Borkar 2003].

In [Bhatnagar 2007], the performance of two-timescale gradient SF schemes based on Gaussian perturbations is studied on a queuing system. The results presented there indicate that the performance of the SF algorithms can be significantly improved by tuning a number of parameters, such as the variance of the Gaussian distribution and the step-sizes. In addition to these parameters, it is also known that improved performance can be attained when the perturbations follow other distributions, such as Cauchy distribution [Styblinski and Tang 1990]. In fact, the general theory of SF methods indicate that a variety of distributions can be used to construct smoothed functionals as long as they satisfy certain conditions [Rubinstein 1981]. A number of smoothing kernels have been studied in the literature [Rubinstein 1981; Kreimer and Rubinstein 1988; Kreimer and Rubinstein 1992; Styblinski and Tang 1990].

Summary of our contributions

The goal of this paper is to propose a new class of smoothing kernels that encompasses most of the aforementioned kernels as special cases. This class of kernels is based on the q -Gaussian distributions, that has been studied extensively in the field of nonextensive statistical mechanics [Prato and Tsallis 1999; Vignat and Plastino 2007].

One of our main contributions is to show that the q -Gaussian family of multivariate distributions satisfy the sufficient conditions for smoothing kernels discussed in [Rubinstein 1981]. This allows us to work with a larger class of distributions in SF algorithms, in a unified way, where the 'shape parameter' of the q -Gaussian controls behavior of the distribution. This parameter also controls the smoothness of the convolution, thereby providing additional tuning in the form of the appropriate smoothing kernel, that can coincide with the currently known smoothing kernels (listed in Table I).

We derive for the first time, smoothed functional algorithms with q -Gaussian perturbations, that exhibit a power-law nature in certain cases. We present estimators for gradient of a function using the q -Gaussian smoothing kernel. We also propose multi-timescale algorithms for stochastic optimization using q -Gaussian based SF that incorporate gradient based search procedures, and prove the convergence of the proposed algorithms to the neighborhood of a local optimum. The convergence analysis presented in this paper differs from the approaches that have been studied earlier [Bhatna-

gar 2007]. Here, we provide a more straightforward technique using standard results from [Borkar 2008; Kushner and Clark 1978]. Furthermore, we perform simulations on a queuing network to illustrate the benefits of the q -Gaussian based SF algorithms compared to their Gaussian counterparts. A shorter version of this paper containing only the one-simulation q -Gaussian SF algorithm, and without the convergence proof, has been presented in [Ghoshdastidar et al. 2012].

The rest of the paper is organized as follows. The framework for the optimization problem and some preliminaries on SF and q -Gaussians are presented in Section 2. Section 3 validates the use of q -Gaussian as a smoothing kernel, and presents gradient based algorithms using q -Gaussian SF. The convergence analysis of the proposed algorithms is discussed in Section 4. Section 5 presents simulations based on a numerical setting. Section 6 provides the concluding remarks. The appendix describes a sampling technique for multivariate q -Gaussians that is used in the proposed algorithms.

2. BACKGROUND AND PRELIMINARIES

2.1. Problem Framework

Let $\{Y_n(\theta) : n \in \mathbb{N}\} \subset \mathbb{R}^d$ be a parameterized Markov process, depending on a tunable parameter $\theta \in C$, where C is a compact and convex subset of \mathbb{R}^N . Let $P_\theta(x, dy)$ denote the transition kernel of $\{Y_n(\theta)\}$. We assume the following.

ASSUMPTION I. *For any fixed parameter $\theta \in C$, the process $\{Y_n(\theta)\}$ is ergodic and has a unique invariant measure ν_θ .*

We consider a Lipschitz continuous cost function $h : \mathbb{R}^d \mapsto \mathbb{R}^+ \cup \{0\}$ associated with the process. Our objective is to choose an appropriate $\theta \in C$ in order to minimize the long-run average cost

$$J(\theta) = \lim_{L \rightarrow \infty} \frac{1}{L} \mathbb{E} \left[\sum_{m=0}^{L-1} h(Y_m(\theta)) \right] = \int_{\mathbb{R}^d} h(y) \nu_\theta(dy), \quad (1)$$

where $\mathbb{E}[\cdot]$ denotes the expectation of ‘ \cdot ’. The existence of the above limit is assured by Assumption I and the fact that h is continuous, hence measurable. We use a gradient search procedure to optimize the average cost $J(\theta)$, and hence, the following technical requirement is necessary.

ASSUMPTION II. *The function $J(\cdot)$ is continuously differentiable for all $\theta \in C$.*

The above assumption provides the existence of $\nabla_\theta J(\theta)$, which we will estimate via the smoothed functionals. However, verification of the above assumption depends on the underlying process and is non-trivial in most cases. One can observe that under certain conditions (for instance when cost function $h(\cdot)$ is bounded), Assumption II can be translated to impose the condition of continuous differentiability of the stationary measure ν_θ for all $\theta \in C$. This, in turn, would depend on a similar condition on the transition kernel $P_\theta(x, dy)$. Discussions on such conditions for finite state Markov processes can be found in [Schweitzer 1968], and similar results for general state systems were presented in [Vazquez-Abad and Kushner 1992]. However, in the general case, such conditions are difficult to verify. In addition to above, we also assume the existence of a stochastic Lyapunov function. This requires the notion of a non-anticipative sequence, defined below.

Definition 2.1. A random sequence of parameter vectors, $(\theta_n)_{n \geq 0} \subset C$, controlling a process $\{Y_n(\theta_n)\} \subset \mathbb{R}^d$, is said to be non-anticipative if the conditional probability $P(Y_{n+1}(\theta_{n+1}) \in dy | \mathcal{F}_n) = P_{\theta_n}(Y_n(\theta_n), dy)$ almost surely for $n \geq 0$ and all Borel sets $dy \subset \mathbb{R}^d$, where $\mathcal{F}_n = \sigma(\theta_m, Y_m(\theta_m), m \leq n)$, $n \geq 0$ are the associated σ -fields.

It can be seen that the sequence of parameters obtained using the algorithms proposed in this paper form a non-anticipative sequence.

ASSUMPTION III. *Let (θ_n) be a non-anticipative sequence of random parameters controlling the process $\{Y_n(\theta_n)\}$, and $\mathcal{F}_n = \sigma(\theta_m, Y_m(\theta_m), m \leq n)$, $n \geq 0$ be a sequence of associated σ -fields. There exists $\epsilon_0 > 0$, a compact set $\mathcal{K} \subset \mathbb{R}^d$, and a continuous function $V : \mathbb{R}^d \mapsto \mathbb{R}^+ \cup \{0\}$, with $\lim_{\|x\| \rightarrow \infty} V(x) = \infty$, such that*

- (i) $\sup_n \mathbb{E}[V(Y_n)^2] < \infty$, and
- (ii) $\mathbb{E}[V(Y_{n+1}) | \mathcal{F}_n] \leq V(Y_n) - \epsilon_0$, whenever $Y_n \notin \mathcal{K}$, $n \geq 0$.

One may note that the definition of the function V does not depend on the parameter sequence. Assumption III ensures that the process under a tunable parameter remains stable, and is not required, for instance, if the single-stage cost function h is bounded.

2.2. Smoothed Functionals

We present the idea behind the smoothed functional approach proposed by Katkovnik and Kulchitsky [1972]. For a function $f : \mathbb{R}^N \mapsto \mathbb{R}$, define $S_\beta^1 f : C \mapsto \mathbb{R}$ as

$$(S_\beta^1 f)(\theta) = \int_{\mathbb{R}^N} G_\beta(\eta) f(\theta - \eta) d\eta = \int_{\mathbb{R}^N} G_\beta(\theta - \eta) f(\eta) d\eta, \quad (2)$$

for all $\theta \in C$, provided the integral exists. Here $G_\beta : \mathbb{R}^N \mapsto \mathbb{R}$ is called a smoothing kernel. The map S_β^1 is called a smoothed functional (SF), where the parameter $\beta \in \mathbb{R}$ controls the smoothing properties of S_β^1 . Technically, one may allow the domain of $S_\beta^1 f$ to be \mathbb{R}^N , but for the purpose of this paper, we restrict the domain to C . The superscript 1 has been used to indicate that S_β^1 is a one-sided SF. A two-sided form of SF also exists, defined as

$$(S_\beta^2 f)(\theta) = \frac{1}{2} \int_{\mathbb{R}^N} G_\beta(\eta) (f(\theta - \eta) + f(\theta + \eta)) d\eta. \quad (3)$$

The idea behind using smoothed functionals is that if f is not well-behaved, then $S_\beta^i f$ is “better-behaved” (where $i = 1, 2$), *i.e.*, it is easier to compute the derivative of $S_\beta^i f$. Hence, one wishes S_β^i to be differentiable, and also retain the desirable properties of f , such as convexity (if f is also convex). Rubinstein [1981] established that the SF achieves the aforementioned properties if the kernel function satisfies the following:

- (P1) $G_\beta : \mathbb{R}^N \mapsto \mathbb{R}$ such that $G_\beta(\eta) = \frac{1}{\beta^N} G_1\left(\frac{\eta}{\beta}\right)$ for all $\eta \in \mathbb{R}^N$,
- (P2) $G_\beta(\eta)$ is piecewise differentiable in η ,
- (P3) $G_\beta(\eta)$ is a probability distribution function, *i.e.*, $(S_\beta^i f)(\theta)$ can be written as an expectation for $i = 1, 2$,
- (P4) $\lim_{\beta \rightarrow 0} G_\beta(\eta) = \delta(\eta)$, where $\delta(\eta)$ is the Dirac delta function, and
- (P5) $\lim_{\beta \rightarrow 0} (S_\beta^i f)(\theta) = f(\theta)$ for $i = 1, 2$.

The quantity $G_1(\cdot)$ in (P1) is $G_\beta(\cdot)$ evaluated at $\beta = 1$. The Gaussian distribution satisfies the above conditions, and has been used as a smoothing kernel [Katkovnik and Kulchitsky 1972; Styblinski and Tang 1990]. Here, in the multivariate (N -dimensional) case, the smoothing kernel G_β is given by a N -dimensional Gaussian distribution with zero mean and covariance matrix $\beta^2 I_{N \times N}$. The control of β over the smoothing effect can be intuitively seen as for lower value of β , the distribution is concentrated about its mean, and hence, $S_\beta^i f$ is close to f . As β increases, $S_\beta^i f$ tends to become more smooth as local fluctuations are averaged.

The SF approach provides an useful method for estimating the gradient of any function f as discussed in [Rubinstein 1981]. For the particular case of Gaussian smoothing, the gradient of $S_\beta^1 f$ can be derived by taking the derivative on $G_\beta(\theta - \eta)$. This interchange of derivative and integral is ensured by Leibnitz rule and property (P2). A simple change of variables shows that the gradient can be written as

$$\nabla_\theta(S_\beta^1 f)(\theta) = \frac{1}{\beta} \mathbb{E}_{G_1(\eta)}[\eta f(\theta + \beta\eta)]. \quad (4)$$

Bhatnagar and Borkar [2003] used this approach to estimate the gradient of the long-run average cost J in terms of the single-stage cost h . The authors also showed that for small β , $\nabla_\theta S_\beta^1 J$ and $\nabla_\theta J$ are close. Thus, the gradient estimator is of the form

$$\nabla_\theta J(\theta) \approx \frac{1}{\beta ML} \sum_{n=0}^{M-1} \sum_{m=0}^{L-1} \eta_n h(Y_m(\theta_n + \beta\eta_n)) \quad (5)$$

for large M , L and small β , where for each n , the parameter of the process $\{Y_m(\theta_n + \beta\eta_n)\}_{m \geq 0}$ includes a standard Gaussian perturbation (η_n) of the tuning parameter $\theta_n \in C$. A two-timescale argument (discussed in Section 3) allows us to use a single simulation of the process for obtaining (5). A similar two-simulation gradient estimator, based on the two-sided SF (3), was derived by Bhatnagar [2007] as

$$\nabla_\theta J(\theta) \approx \frac{1}{2\beta ML} \sum_{n=0}^{M-1} \sum_{m=0}^{L-1} \eta_n (h(Y_m^1(\theta_n + \beta\eta_n)) - h(Y_m^2(\theta_n - \beta\eta_n))) \quad (6)$$

for large M , L and small β , where the two processes $Y_m^1(\theta_n + \beta\eta_n)$ and $Y_m^2(\theta_n - \beta\eta_n)$ are simulated in parallel.

However, the Gaussian distribution is not the only smoothing kernel. Few other alternatives that have been studied in the literature are listed in Table I. The last column of the table indicates the condition under which these kernels can be retrieved as special cases of q -Gaussian distribution, introduced in the next section. The table provides a clear motivation for studying the smoothing properties of q -Gaussians as we can obtain most of the existing kernels through a suitable choice of q . In addition,

	Smoothing kernel	Distribution, $G_\beta(\eta)$	From q -Gaussian
Multivariate	Gaussian [Katkovnik and Kulchitsky 1972]	$\frac{1}{(2\pi)^{N/2}\beta^N} \exp\left(-\frac{\ \eta\ ^2}{2\beta^2}\right)$	$q \rightarrow 1$
	Cauchy [Styblinski and Tang 1990]	$\frac{\Gamma(\frac{N+1}{2})}{\pi^{(N+1)/2}\beta^N} \left(1 + \frac{\ \eta\ ^2}{\beta^2}\right)^{-\frac{N+1}{2}}$	$q = \left(1 + \frac{2}{N+1}\right)$
	Kernel in random search [Rubinstein 1981]	$\frac{1}{\beta^N} \left(1 - \frac{\ \eta\ ^2}{\beta^2}\right)_+$	$q = 0$
Univariate	Uniform [Kiefer and Wolfowitz 1952]	$\frac{1}{2\beta} \mathbf{1}\{\eta \in [-\beta, \beta]\}$	$q \rightarrow -\infty$
	Dirac delta [Kreimer and Rubinstein 1988]	$\delta(\eta)$	$q \rightarrow -\infty, \beta \rightarrow 0$
	Beta [Kreimer and Rubinstein 1992]	$\frac{\Gamma(a+b)(\beta+\eta)_+^{a-1}(\beta-\eta)_+^{b-1}}{\Gamma(a)\Gamma(b)(2\beta)^{a+b-1}}$	$q = \left(1 - \frac{1}{a-1}\right)$ if $a = b$

Table I: List of smoothing kernels studied in literature. Here, $\mathbf{1}\{\cdot\}$ is the indicator function, $\Gamma(\cdot)$ denotes Gamma function, and $y_+ := \max(y, 0)$.

we can have infinitely many kernels at our disposal by tuning q , which is a continuous real-valued parameter. To the best of our knowledge, this is the first work on comparison of existing smoothing kernels.

2.3. The multivariate q -Gaussian distribution

The q -Gaussian class of distributions was developed to describe the process of Lévy super-diffusion [Prato and Tsallis 1999], but has been later studied in other fields, such as finance [Sato 2010] and statistics [Suyari 2005]. The origin of this distribution is associated with the nonextensive generalization of Shannon entropy, introduced by Tsallis [1988] in thermodynamics. It results from maximizing Tsallis entropy under certain ‘deformed’ moment constraints, known as normalized q -expectation [Tsallis et al. 1998]. This form of an expectation has been shown to be compatible with the foundations of nonextensive statistics, and it coincides with the usual notion of expectation in the limiting case of $q \rightarrow 1$, a situation when Shannon entropy is also retrieved from Tsallis entropy.

Following the fact that the Gaussian distribution maximizes Shannon entropy under mean and variance constraints, Prato and Tsallis [1999] maximized Tsallis entropy under the constraints,

$$\int_{\mathbb{R}} xp(x)^q dx = \mu_q \quad \text{and} \quad \frac{\int_{\mathbb{R}} (x - \mu_q)^2 p(x)^q dx}{\int_{\mathbb{R}} p(x)^q dx} = \beta_q^2, \quad (7)$$

which are known as q -mean and q -variance, respectively. These are generalizations of standard first and second moments, and tend to the usual mean and variance, respectively, as $q \rightarrow 1$. The Tsallis entropy maximizer under the above constraints (7) is the univariate q -Gaussian distribution that has the form

$$p(x) = \frac{1}{\beta_q K_{q,1}} \left(1 - \frac{(1-q)}{(3-q)\beta_q^2} (x - \mu_q)^2 \right)_+^{\frac{1}{1-q}} \quad \text{for all } x \in \mathbb{R}, \quad (8)$$

where, $y_+ = \max(y, 0)$ is called the Tsallis cut-off condition, which ensures that the above expression is well-defined, and $K_{q,1}$ is the normalizing constant for the univariate distribution. The function defined in (8) is not integrable for $q \geq 3$, and hence, q -Gaussian is a probability density function only when $q < 3$.

A multivariate form of the q -Gaussian distribution has been discussed in [Vignat and Plastino 2007]. As with the case of Gaussian smoothing kernel, here also we are only interested in the case when the N -dimensional q -mean is zero, and the q -covariance matrix (generalization of the usual covariance matrix that follows from (7)) is $\beta^2 I_{N \times N}$. Then the N -variate q -Gaussian distribution can be expressed as

$$G_{q,\beta}(\eta) = \frac{1}{K_{q,N} \beta^N} \left(1 - \frac{(1-q)}{(N+2-Nq)} \frac{\|\eta\|^2}{\beta^2} \right)_+^{\frac{1}{1-q}} \quad (9)$$

for all $\eta \in \mathbb{R}^N$, where the normalizing constant is

$$K_{q,N} = \begin{cases} \left(\frac{N+2-Nq}{1-q} \right)^{\frac{N}{2}} \frac{\pi^{N/2} \Gamma(\frac{2-q}{1-q})}{\Gamma(\frac{2-q}{1-q} + \frac{N}{2})} & \text{for } q < 1, \\ \left(\frac{N+2-Nq}{q-1} \right)^{\frac{N}{2}} \frac{\pi^{N/2} \Gamma(\frac{1}{q-1} - \frac{N}{2})}{\Gamma(\frac{1}{q-1})} & \text{for } 1 < q < \left(1 + \frac{2}{N} \right). \end{cases} \quad (10)$$

In this multi-dimensional case, the distribution is only defined for $q < 1 + \frac{2}{N}$, $q \neq 1$, with Gaussian distribution being obtained in the limit of $q \rightarrow 1$. However, its usual moments are finite over a smaller range of q 's. For instance, the mean is defined (and is finite)

only for $q < (1 + \frac{2}{N+1})$, and variance terms are finite for $q < (1 + \frac{2}{N+2})$. Some useful facts about the moments can be inferred from Proposition 4.1, presented in Section 4. Apart from the special cases mentioned in Table I, one can see that the distribution has one-one correspondence with the Students'- t distribution for $q \in (1, 1 + \frac{2}{N})$, and $q = -1$ provides the semi-circle distribution.

In this paper, we study the multivariate q -Gaussian distribution as a smoothing kernel, and develop smoothed functional algorithms based on it. In general, we will denote the kernel by $G_{q,\beta}$ as in (9). However, as in the Gaussian SF methods presented in [Bhatnagar 2007], we will often use the ‘‘standard’’ distribution, *i.e.*, when $\beta = 1$. Unlike common notions of Gaussian distribution, here the standard case does not imply that the components are independent. However, Proposition 4.1 will show that the components will be uncorrelated in this case. We will refer to the standard case as $G_q \equiv G_{q,1}$ for convenience. One can verify that the support set of G_q is given by

$$\Omega_q = \begin{cases} \left\{ \eta \in \mathbb{R}^N : \|\eta\|^2 < \frac{N+2-Nq}{1-q} \right\} & \text{for } q < 1, \\ \mathbb{R}^N & \text{for } 1 < q < (1 + \frac{2}{N}). \end{cases} \quad (11)$$

For the case when we consider $G_{q,\beta}$ centered at μ , we will simply use the notation $\mu + \beta\Omega_q$ to denote the support of the distribution.

3. q -GAUSSIAN BASED SMOOTHED FUNCTIONAL ALGORITHMS

3.1. q -Gaussian as a Smoothing Kernel

The first step in applying q -Gaussians for SF algorithms is to ensure that the distribution satisfies the Rubinstein conditions (properties (P1)–(P5) in Section 2.2). The rest of the paper uses the multivariate form of q -Gaussian, $G_{q,\beta}$, given in (9), and the corresponding smoothed functionals (one and two-sided) are given by $S_{q,\beta}^i$, $i = 1, 2$.

PROPOSITION 3.1. *The N -dimensional q -Gaussian distribution, $G_{q,\beta}$ (9), with q -covariance $\beta^2 I_{N \times N}$ satisfies the kernel properties (P1)–(P5) for all $q < (1 + \frac{2}{N})$, $q \neq 1$.*

PROOF.

(P1) From (9), it is evident that $G_{q,\beta}(\eta) = \frac{1}{\beta^N} G_q\left(\frac{\eta}{\beta}\right)$.

(P2) For $1 < q < (1 + \frac{2}{N})$, $G_{q,\beta}(\eta) > 0$ for all $\eta \in \mathbb{R}^N$. Thus,

$$\nabla_\eta G_{q,\beta}(\eta) = -\frac{2\eta}{(N+2-Nq)\beta^2} \frac{G_{q,\beta}(\eta)}{\left(1 - \frac{(1-q)}{(N+2-Nq)\beta^2} \|\eta\|^2\right)}. \quad (12)$$

For $q < 1$, (12) holds when $\eta \in \beta\Omega_q$ (the support set). On the other hand, whenever $\eta \notin \beta\Omega_q$, we have $G_{q,\beta}(\eta) = 0$ and hence, $\nabla_\eta G_{q,\beta}(\eta) = 0$. Thus, $G_{q,\beta}(\eta)$ is differentiable for $q > 1$, and piecewise differentiable for $q < 1$.

(P3) $G_{q,\beta}(\eta)$ is a distribution for $q < (1 + \frac{2}{N})$ and hence, the corresponding one-sided SF, $S_{q,\beta}^1$, can be written as $(S_{q,\beta}^1 f)(\theta) = E_{G_{q,\beta}(\eta)}[f(\theta - \eta)]$.

(P4) $G_{q,\beta}$ is a distribution satisfying $\lim_{\beta \rightarrow 0} G_{q,\beta}(0) = \infty$. So, $\lim_{\beta \rightarrow 0} G_{q,\beta}(\eta) = \delta(\eta)$.

(P5) This property trivially holds due to convergence in mean as

$$\lim_{\beta \rightarrow 0} (S_{q,\beta}^1 f)(\theta) = \int_{\mathbb{R}^N} \lim_{\beta \rightarrow 0} G_{q,\beta}(\eta) f(\theta - \eta) d\eta = \int_{\mathbb{R}^N} \delta(\eta) f(\theta - \eta) d\eta = f(\theta).$$

The above claims hold in a similar manner for $S_{q,\beta}^2$, and hence, the result. \square

From the above result, it follows that q -Gaussian can be used as a kernel function, and hence, given a particular value $q \in (-\infty, 1) \cup (1, 1 + \frac{2}{N})$ and some $\beta > 0$, the one-sided and two-sided SFs of any function $f \in \mathbb{R}^C$ for compact $C \subset \mathbb{R}^N$ are respectively given by

$$(S_{q,\beta}^1 f)(\theta) = \int_{\beta\Omega_q} G_{q,\beta}(\eta) f(\theta - \eta) d\eta = \int_{\theta + \beta\Omega_q} G_{q,\beta}(\theta - \eta) f(\eta) d\eta, \quad (13)$$

$$(S_{q,\beta}^2 f)(\theta) = \frac{1}{2} \int_{\beta\Omega_q} G_{q,\beta}(\eta) (f(\theta + \eta) + f(\theta - \eta)) dx, \quad (14)$$

where the nature and smoothing properties of the SFs are controlled by both q and β .

3.2. Gradient estimation via q -Gaussian SF

The objective is to estimate the gradient of the average cost $\nabla_\theta J(\theta)$ using the SF approach, where existence of $\nabla_\theta J(\theta)$ follows from Assumption II. For the one-sided SF, the gradient of the SF (smoothed gradient) can be obtained simply by considering the derivative of (13), where the change of the integral and derivative can be done by Leibnitz rule since $G_{q,\beta}(\theta - \eta)$ is differentiable with respect to θ . For $q > 1$, the support set $(\theta + \beta\Omega_q) \equiv \mathbb{R}^N$, and hence, the one-sided smoothed gradient can be written as

$$\nabla_\theta (S_{q,\beta}^1 J)(\theta) = \int_{\theta + \beta\Omega_q} \nabla_\theta G_{q,\beta}(\theta - \eta) J(\eta) d\eta. \quad (15)$$

For $q < 1$, we observe that the support set is a function of θ . So an additional integral term should be present due to Leibnitz rule, where the integration is over the surface of the set $(\theta + \beta\Omega_q)$. However, the integrand involves the term $G_{q,\beta}(\theta - \eta)$, which is zero over this surface, and hence, the additional term turns out to be zero.

As there is no functional relationship between θ and η , i.e., $\frac{d\eta^{(j)}}{d\theta^{(i)}} = 0$ for all i, j , the i^{th} coordinate of the gradient of $G_{q,\beta}$ is expressed as

$$\begin{aligned} \nabla_\theta^{(i)} G_{q,\beta}(\theta - \eta) &= \frac{1}{\beta^N K_{q,N}} \frac{2(\eta^{(i)} - \theta^{(i)})}{\beta^2(N+2-Nq)} \left(1 - \frac{(1-q) \sum_{k=1}^N (\theta^{(k)} - \eta^{(k)})^2}{(N+2-Nq)\beta^2} \right)^{\frac{q}{1-q}} \\ &= \frac{2}{\beta^2(N+2-Nq)} \frac{(\eta^{(i)} - \theta^{(i)})}{\rho(\frac{\theta-\eta}{\beta})} G_{q,\beta}(\theta - \eta), \end{aligned} \quad (16)$$

where $\rho(\eta) = \left(1 - \frac{(1-q)}{(N+2-Nq)} \|\eta\|^2 \right)$. Hence, substituting $\eta' = \frac{\eta - \theta}{\beta}$, and using the symmetry of $G_{q,\beta}(\cdot)$ and $\rho(\cdot)$, we can write

$$\begin{aligned} \nabla_\theta (S_{q,\beta}^1 J)(\theta) &= \left(\frac{2}{\beta(N+2-Nq)} \right) \int_{\Omega_q} \frac{\eta'}{\rho(\eta')} G_q(\eta') J(\theta + \beta\eta') d\eta' \\ &= \left(\frac{2}{\beta(N+2-Nq)} \right) \mathbb{E}_{G_q(\eta')} \left[\frac{\eta'}{\rho(\eta')} J(\theta + \beta\eta') \middle| \theta \right]. \end{aligned} \quad (17)$$

In the sequel (Proposition 4.7), we show that $\|\nabla_\theta(S_{q,\beta}^1 J)(\theta) - \nabla_\theta J(\theta)\| \rightarrow 0$ as $\beta \rightarrow 0$. Hence, for large M and small β , the form of gradient estimate suggested by (17) is

$$\nabla_\theta J(\theta) \approx \left(\frac{2}{\beta(N+2-Nq)M} \right) \sum_{n=0}^{M-1} \left(\frac{\eta_n J(\theta + \beta\eta_n)}{\rho(\eta_n)} \right), \quad (18)$$

where $\eta_0, \eta_1, \dots, \eta_{M-1}$ are independent identically distributed standard q -Gaussian distributed random vectors. Considering that in two-timescale algorithms (discussed later), the value of θ is updated concurrently with the gradient estimation procedure, we estimate $\nabla_{\theta_n} J(\theta_n)$ at each stage. By ergodicity assumption (Assumption I), we can write (18) as

$$\nabla_{\theta_n} J(\theta_n) \approx \left(\frac{2}{\beta ML(N+2-Nq)} \right) \sum_{n=0}^{M-1} \sum_{m=0}^{L-1} \frac{\eta_n h(Y_m(\theta_n + \beta\eta_n))}{\left(1 - \frac{(1-q)}{(N+2-Nq)} \|\eta_n\|^2\right)} \quad (19)$$

for large L , where the process $\{Y_m(\theta_n + \beta\eta_n)\}$ has the same transition kernel as defined in Assumption I, except that it is governed by parameter $(\theta_n + \beta\eta_n)$.

In a similar manner, based on (3), the gradient of the two-sided SF can be written as

$$\nabla_\theta(S_{q,\beta}^2 J)(\theta) = \frac{1}{2} \int_{\theta+\beta\Omega_q} \nabla_\theta G_{q,\beta}(\theta - \eta) J(\eta) d\eta + \frac{1}{2} \int_{\theta+\beta\Omega_q} \nabla_\theta G_{q,\beta}(\eta - \theta) J(\eta) d\eta. \quad (20)$$

From this, we can obtain the gradient as a conditional expectation as

$$\nabla_\theta(S_{q,\beta}^2 J)(\theta) = \left(\frac{1}{\beta(N+2-Nq)} \right) \mathbb{E}_{G_q(\eta)} \left[\frac{\eta}{\rho(\eta)} \left(J(\theta + \beta\eta) - J(\theta - \beta\eta) \right) \middle| \theta \right]. \quad (21)$$

In the sequel (Proposition 4.9) we show that $\|\nabla_\theta(S_{q,\beta}^2 J)(\theta) - \nabla_\theta J(\theta)\| \rightarrow 0$ as $\beta \rightarrow 0$, which can be used to approximate (21), for large M , L and small β , as

$$\nabla_{\theta_n} J(\theta_n) \approx \frac{1}{\beta ML(N+2-Nq)} \sum_{n=0}^{M-1} \sum_{m=0}^{L-1} \frac{\eta_n (h(Y_m^1(\theta_n + \beta\eta_n)) - h(Y_m^2(\theta_n - \beta\eta_n)))}{\left(1 - \frac{(1-q)}{(N+2-Nq)} \|\eta_n\|^2\right)} \quad (22)$$

where two processes $Y_m^1(\cdot)$ and $Y_m^2(\cdot)$ are respectively controlled by the parameters $(\theta_n + \beta\eta_n)$ and $(\theta_n - \beta\eta_n)$.

3.3. Proposed Gradient Descent Algorithms

We propose two-timescale algorithms based on the estimates obtained in (19) and (22). Let $(a_n)_{n \geq 0}$ and $(b_n)_{n \geq 0}$ be two step-size sequences satisfying the following.

ASSUMPTION IV. $(a_n)_{n \geq 0}, (b_n)_{n \geq 0}$ are positive sequences satisfying the following:
 $\sum_{n=0}^{\infty} a_n^2 < \infty, \sum_{n=0}^{\infty} b_n^2 < \infty, \sum_{n=0}^{\infty} a_n = \sum_{n=0}^{\infty} b_n = \infty$ and $a_n = o(b_n)$, i.e., $\frac{a_n}{b_n} \rightarrow 0$ as $n \rightarrow \infty$.

It must be noted that in the algorithms, although M is chosen to be a large quantity (to ensure convergence), the quantity L is arbitrarily picked and can be any finite positive number. The averaging of the inner summation in (19) and (22) is obtained in our algorithms using two-timescale stochastic approximation. In principle, one may select $L = 1$. However, it is generally observed that a value of L typically between 5 and 500 results in better performance [Bhatnagar 2007]. Further, the algorithms require generation of N -dimensional random vectors, consisting of uncorrelated q -Gaussian distributed random variates. This method is described in the appendix.

For $\theta \in \mathbb{R}^N$, let $\mathcal{P}_C(\theta)$ represent the projection of θ onto the set C . For simulation, we need to project the perturbed random vectors $(\theta_n + \beta\eta_n)$ onto C using this projection. However, for convenience, we will refer to the process as $\{Y_m(\theta_n + \beta\eta_n)\}$ without explicitly mentioning the projection. $(Z_n)_{n \geq 0}$ are N -dimensional vectors used to estimate $\nabla_{\theta} J(\theta)$ in the recursions. Note that the term within brackets in Step 7 is a scalar.

The G q -SF1 Algorithm

- 1 Fix M, L, q and β ;
 - 2 Set $Z_0 = 0 \in \mathbb{R}^N$, and fix the initial parameter vector $\theta_0 \in C$;
 - 3 **for** $n = 0$ to $M - 1$ **do**
 - 4 Generate a random vector η_n from a standard N -dimensional q -Gaussian distribution;
 - 5 **for** $m = 0$ to $L - 1$ **do**
 - 6 Generate the simulation $Y_{nL+m}(\theta_n + \beta\eta_n)$ governed with parameter $\mathcal{P}_C(\theta_n + \beta\eta_n)$;
 - 7 Gradient estimate $Z_{nL+m+1} = (1 - b_n)Z_{nL+m} + b_n\eta_n \left[\frac{2h(Y_{nL+m}(\theta_n + \beta\eta_n))}{\beta(N+2-Nq)\left(1 - \frac{(1-q)}{(N+2-Nq)}\|\eta_n\|^2\right)} \right]$;
 - 8 **end**
 - 9 Update parameter vector $\theta_{n+1} = \mathcal{P}_C(\theta_n - a_n Z_{nL})$;
 - 10 **end**
 - 11 Output θ_M as the final parameter vector;
-

The G q -SF2 algorithm is similar to the G q -SF1 algorithm, except that we use two parallel simulations $Y_{nL+m}^1(\theta_n + \beta\eta_n)$ and $Y_{nL+m}^2(\theta_n - \beta\eta_n)$, and update the gradient estimate using the single-stage cost function of both simulations as in (22). We note that during update of the gradient estimate (Steps 5–8), the two simulations $Y_m^1(\cdot)$ and $Y_m^2(\cdot)$ are not affected by each other.

The G q -SF2 Algorithm

- 1 Fix M, L, q and β ;
 - 2 Set $Z_0 = 0 \in \mathbb{R}^N$, and fix the initial parameter vector $\theta_0 \in C$;
 - 3 **for** $n = 0$ to $M - 1$ **do**
 - 4 Generate a random vector η_n from a standard N -dimensional q -Gaussian distribution;
 - 5 **for** $m = 0$ to $L - 1$ **do**
 - 6 Generate two simulations $Y_{nL+m}^1(\theta_n + \beta\eta_n)$ and $Y_{nL+m}^2(\theta_n - \beta\eta_n)$ governed with parameters $\mathcal{P}_C(\theta_n + \beta\eta_n)$ and $\mathcal{P}_C(\theta_n - \beta\eta_n)$, respectively;
 - 7 Update $Z_{nL+m+1} = (1 - b_n)Z_{nL+m} + b_n\eta_n \left[\frac{h(Y_{nL+m}^1(\theta_n + \beta\eta_n)) - h(Y_{nL+m}^2(\theta_n - \beta\eta_n))}{\beta(N+2-Nq)\left(1 - \frac{(1-q)}{(N+2-Nq)}\|\eta_n\|^2\right)} \right]$;
 - 8 **end**
 - 9 Update parameter vector $\theta_{n+1} = \mathcal{P}_C(\theta_n - a_n Z_{nL})$;
 - 10 **end**
 - 11 Output θ_M as the final parameter vector;
-

4. CONVERGENCE OF THE PROPOSED ALGORITHMS

We prove that the algorithms converge to stationary points of an associated ODE. The techniques we use are more straightforward as compared to [Bhatnagar 2007]. Before presenting the details of convergence analysis, we present the following result on q -Gaussians. It provides an expression for the moments of N -variate q -Gaussian distributed random vector. This is a consequence of the results presented in [Gradshteyn and Ryzhik 1994]. This result plays a key role in the proofs discussed below.

PROPOSITION 4.1. *Suppose $X = (X^{(1)}, X^{(2)}, \dots, X^{(N)})$ is a N -dimensional random vector, where the components are uncorrelated and identically distributed, each being distributed according to a q -Gaussian distribution with zero q -mean and unit q -variance, with parameter $q \in (-\infty, 1) \cup (1, 1 + \frac{2}{N})$. Also, let $\rho(X) = \left(1 - \frac{(1-q)}{(N+2-Nq)}\|X\|^2\right)$. Then, for any $k, k_1, k_2, \dots, k_N \in \mathbb{Z}^+ \cup \{0\}$, we have*

$$\mathbb{E}_{G_q} \left[\frac{(X^{(1)})^{k_1} (X^{(2)})^{k_2} \dots (X^{(N)})^{k_N}}{(\rho(X))^k} \right] = \begin{cases} \bar{K} \left(\frac{N+2-Nq}{|1-q|} \right)^{\sum_{i=1}^N \frac{k_i}{2}} \left(\prod_{i=1}^N \frac{k_i!}{2^{k_i} (\frac{k_i}{2})!} \right) & \text{if } k_i \text{ is even for all } i = 1, 2, \dots, N, \\ 0 & \text{otherwise,} \end{cases} \quad (23)$$

where

$$\bar{K} = \begin{cases} \frac{\Gamma(\frac{1}{1-q}-k+1)\Gamma(\frac{1}{1-q}+1+\frac{N}{2})}{\Gamma(\frac{1}{1-q}+1)\Gamma(\frac{1}{1-q}-k+1+\frac{N}{2}+\sum_{i=1}^N \frac{k_i}{2})} & \text{if } q \in (-\infty, 1), \\ \frac{\Gamma(\frac{1}{q-1})\Gamma(\frac{1}{q-1}+k-\frac{N}{2}-\sum_{i=1}^N \frac{k_i}{2})}{\Gamma(\frac{1}{q-1}+k)\Gamma(\frac{1}{q-1}-\frac{N}{2})} & \text{if } q \in (1, 1 + \frac{2}{N}), \end{cases} \quad (24)$$

exists only if the arguments in the above Gamma functions are positive, which holds for $k < \left(1 + \frac{1}{1-q}\right)$ if $q < 1$, and $\left(\frac{1}{q-1} - \frac{N}{2}\right) > \left(\sum_{i=1}^N \frac{k_i}{2} - k\right)$ if $1 < q < \left(1 + \frac{2}{N}\right)$.

PROOF. Since $\Sigma_q = I_{N \times N}$, and $\rho(X)$ is non-negative over Ω_q , we have

$$\begin{aligned} \mathbb{E}_{G_q(X)} \left[\frac{(X^{(1)})^{k_1} (X^{(2)})^{k_2} \dots (X^{(N)})^{k_N}}{(\rho(X))^k} \right] \\ = \frac{1}{K_{q,N}} \int_{\Omega_q} (x^{(1)})^{k_1} (x^{(2)})^{k_2} \dots (x^{(N)})^{k_N} \left(1 - \frac{(1-q)}{(N+2-Nq)}\|x\|^2\right)^{\frac{1}{1-q}-k} dx. \end{aligned}$$

The second equality in (23) can be easily proved. If for some $i = 1, \dots, N$, k_i is odd, then the above function is odd, and its integration is zero over Ω_q , which is symmetric with respect to any axis by definition. For the other cases, since the function is even, the integral is same over every orthant. Hence, we may consider the integration over the first orthant, *i.e.*, where each component is positive. For $q < 1$, we can reduce the above integral, using [Gradshteyn and Ryzhik 1994, equation (4.635)], to obtain

$$\mathbb{E}_{G_q(X)} \left[\frac{\prod_{i=1}^N (X^{(i)})^{k_i}}{(\rho(X))^k} \right] = \frac{\prod_{i=1}^N \Gamma\left(\frac{k_i+1}{2}\right)}{K_{q,N} \Gamma(\bar{k})} \left(\frac{N+2-Nq}{1-q} \right)^{\bar{k}} \int_0^1 (1-y)^{\left(\frac{1}{1-q}-k\right)} y^{(\bar{k}-1)} dy \quad (25)$$

where we set $\bar{k} = \left(\frac{N}{2} + \sum_{i=1}^N \frac{k_i}{2}\right)$. One can observe that the integral in (25) is in the form of a Beta function. Since k_i 's are even, we can expand $\Gamma\left(\frac{k_i+1}{2}\right)$ using the expansion of Gamma function of half-integers to get $\Gamma\left(\frac{k_i+1}{2}\right) = \frac{k_i!}{2^{k_i} (\frac{k_i}{2})!} \sqrt{\pi}$. The claim can be obtained by substituting $K_{q,N}$ from (10) and using the relation $B(m, n) = \frac{\Gamma(m)\Gamma(n)}{\Gamma(m+n)}$. It

is easy to verify that all the Gamma functions in the equality are positive provided $k < \left(1 + \frac{1}{1-q}\right)$. The result for the interval $1 < q < \left(1 + \frac{2}{N}\right)$ can be proved in a similar way (see equations (4.635) and (4.636) of [Gradshteyn and Ryzhik 1994]). However, in this case the Gamma functions are positive if $k, k_1, k_2, \dots, k_N \in \mathbb{Z}^+ \cup \{0\}$ satisfy the mentioned condition. It may be noted here that this is always true for any dimension if $k > \sum_{i=1}^N \frac{k_i}{2}$ since q -Gaussians are defined only when $\frac{1}{q-1} > \frac{N}{2}$. \square

It is easy to verify the following result in the limiting case of $q \rightarrow 1$ as

$$\lim_{q \rightarrow 1} \mathbb{E}_{G_q(X)} \left[\frac{(X^{(1)})^{k_1} (X^{(2)})^{k_2} \dots (X^{(N)})^{k_N}}{(\rho(X))^k} \right] = \prod_{i=1}^N \mathbb{E}_{G(X)} \left[(X^{(i)})^{k_i} \right].$$

This ensures that the subsequent convergence analysis also holds for Gaussian SF.

4.1. Convergence of G q -SF1 Algorithm

First, let us consider the update of the gradient along the faster timescale, *i.e.*, Step 7 of the G q -SF1 algorithm. We rewrite this as the update iteration

$$Z_{p+1} = Z_p + \tilde{b}_p [g(Y_p) - Z(p)] \quad \text{for all } p \geq 0, \quad (26)$$

where we use $g(Y_p)$ to denote

$$g(Y_p) = \left(\frac{2h(Y_p(\tilde{\theta}_p + \beta\tilde{\eta}_p))}{\beta(N+2-Nq)\rho(\tilde{\eta}_p)} \right) \tilde{\eta}_p.$$

The purpose of rewriting the update as in (26) is to emphasize that the gradient estimation at each stage is not carried out in a disjoint manner; rather the previous estimate is updated at each epoch. Here, for each $n \geq 0$ and $nL \leq p < (n+1)L$, we use the notation $\tilde{\theta}_p = \theta_n$, $\tilde{\eta}_p = \eta_n$ and $\tilde{b}_p = b_n$. It follows from Assumption IV that $a_p = o(\tilde{b}_p)$, $\sum_p \tilde{b}_p = \infty$ and $\sum_p \tilde{b}_p^2 < \infty$. We also note that $\rho(\cdot)$ is defined as in (16), and $\{Y_p(\tilde{\theta}_p + \beta\tilde{\eta}_p) : p \in \mathbb{N}\}$ is a Markov process parameterized by $\mathcal{P}_C(\tilde{\theta}_p + \beta\tilde{\eta}_p)$. Now, let $\mathcal{G}_p = \sigma(\tilde{\theta}_k, \tilde{\eta}_k, Y_k(\tilde{\theta}_k + \tilde{\eta}_k), k \leq p)$ denote the σ -field generated by the mentioned quantities. We can observe that $(\mathcal{G}_p)_{p \geq 0}$ is a filtration, where $g(Y_p)$ is \mathcal{G}_p -measurable.

We summarize the results presented in [Borkar 2008, Chapter 6, Lemma 3 – Theorem 9] in the following theorem. This result leads to the stability and convergence of iteration (26), which runs on the faster timescale.

THEOREM 4.2. *Consider the iteration, $x_{p+1} = x_p + \gamma_p(f(x_p, Y_p) + M_p)$. Let the following conditions hold:*

- (1) $\{Y_p : p \in \mathbb{N}\}$ is a Markov process satisfying Assumptions I and III,
- (2) for each $x \in \mathbb{R}^N$ and $x_p \equiv x$ for all $p \in \mathbb{N}$, Y_p has a unique invariant probability measure ν_x ,
- (3) $(\gamma_p)_{p \geq 0}$ are step-sizes satisfying $\sum_{p=0}^{\infty} \gamma_p = \infty$ and $\sum_{p=0}^{\infty} \gamma_p^2 < \infty$,
- (4) $f(\cdot, \cdot)$ is Lipschitz continuous in its first argument uniformly w.r.t the second,
- (5) M_p is a martingale difference noise term with bounded variance,
- (6) if $\tilde{f}(x, \nu_x) = \mathbb{E}_{\nu_x}[f(x, Y)]$, then the limit $\hat{f}(x(t)) = \lim_{a \uparrow \infty} \frac{\tilde{f}(ax(t), \nu_{ax(t)})}{a}$ exists uniformly on compacts, and
- (7) the ODE $\dot{x}(t) = \hat{f}(x(t))$ is well-posed and has the origin as the unique globally asymptotically stable equilibrium.

Then the update x_p satisfies $\sup_p \|x_p\| < \infty$, almost surely, and converges to the stable fixed points of the ordinary differential equation (ODE)

$$\dot{x}(t) = \tilde{f}(x(t), \nu_{x(t)}).$$

We rewrite the update (26) as

$$Z_{p+1} = Z_p + \tilde{b}_p(E[g(Y_p)|\mathcal{G}_{p-1}] - Z_p + A_p), \quad (27)$$

where $A_p = g(Y_p) - E[g(Y_p)|\mathcal{G}_{p-1}]$ is \mathcal{G}_p -measurable. The following result shows that $(A_p, \mathcal{G}_p)_{p \geq 0}$ satisfies Condition 5 in Theorem 4.2.

LEMMA 4.3. *For all values of $q \in (-\infty, 1) \cup (1, 1 + \frac{2}{N})$, $(A_p, \mathcal{G}_p)_{p \in \mathbb{N}}$ is a martingale difference sequence with a bounded variance.*

PROOF. For this proof, we will simply write Y_p to denote the process parameterized $\mathcal{P}_C(\tilde{\theta}_p + \beta\tilde{\eta}_p)$, as considered in (26). It is easy to see that $E[A_p|\mathcal{G}_{p-1}] = 0$ for all $p \geq 0$. So $(A_p, \mathcal{G}_p)_{p \in \mathbb{N}}$ is a martingale difference sequence. For computing the variance, we expand the terms as

$$\begin{aligned} & E[\|A_p\|^2 | \mathcal{G}_{p-1}] \\ & \leq \frac{8}{\beta^2(N+2-Nq)^2} E \left[\left(\frac{\|\tilde{\eta}_p\| h(Y_p)}{\rho(\tilde{\eta}_p)} \right)^2 + \left(E \left[\frac{\|\tilde{\eta}_p\| h(Y_p)}{\rho(\tilde{\eta}_p)} \middle| \mathcal{G}_{p-1} \right] \right)^2 \middle| \mathcal{G}_{p-1} \right]. \end{aligned}$$

Applying conditional Jensen's inequality on the second term, we obtain

$$E[\|A_p\|^2 | \mathcal{G}_{p-1}] \leq \frac{16}{\beta^2(N+2-Nq)^2} E \left[\frac{\|\tilde{\eta}_p\|^2}{\rho(\tilde{\eta}_p)^2} h^2(Y_p) \middle| \mathcal{G}_{p-1} \right]. \quad (28)$$

For $q \in (-\infty, 1)$, we use Holder's inequality to write (28) as

$$\begin{aligned} E[\|A_p\|^2 | \mathcal{G}_{p-1}] & \leq \frac{16}{\beta^2(N+2-Nq)^2} \sup_{\eta} \left(\frac{\|\tilde{\eta}_p\|^2}{\rho(\tilde{\eta}_p)^2} \right) E[h^2(Y_p) | \mathcal{G}_{p-1}] \\ & \leq \frac{16}{\beta^2(1-q)(N+2-Nq)} E[h^2(Y_p) | \mathcal{G}_{p-1}], \end{aligned}$$

since, $\|\eta\|^2 < \frac{N+2-Nq}{1-q}$ and $\rho(\eta) \geq 1$ for all $\eta \in \Omega_q$. By Lipschitz continuity of h , there exists $\alpha_1 > 0$ such that $|h(Y_p)| \leq \alpha_1(1 + \|Y_p\|)$ for all p , and hence, by Assumption III, we can claim

$$E[h(Y_p)^2 | \mathcal{G}_{p-1}] \leq 2\alpha_1^2(1 + E[\|Y_p\|^2 | \mathcal{G}_{p-1}]) < \infty \text{ a.s.} \quad (29)$$

On the other hand, for $q \in (1, 1 + \frac{2}{N})$, we apply Cauchy-Schwartz inequality for each of the components in (28) to obtain

$$\begin{aligned} E[\|A_p\|^2 | \mathcal{G}_{p-1}] & \leq \frac{16}{\beta^2(N+2-Nq)^2} \sum_{j=1}^N E \left[\frac{(\tilde{\eta}_p^{(j)})^2}{\rho(\tilde{\eta}_p)^2} h^2(Y_p) \middle| \mathcal{G}_{p-1} \right] \\ & \leq \frac{16}{\beta^2(N+2-Nq)^2} \sum_{j=1}^N E \left[\frac{(\tilde{\eta}_p^{(j)})^4}{\rho(\tilde{\eta}_p)^4} \right]^{1/2} E[h^4(Y_p) | \mathcal{G}_{p-1}]^{1/2}, \end{aligned}$$

where $\eta^{(j)}$ denotes the j^{th} coordinate of η . The second expectation can be shown to be finite as in (29), while we apply Proposition 4.1 to study the existence of $\mathbb{E} \left[\frac{(\eta^{(j)})^4}{\rho(\eta)^4} \right]$.

We can observe that in this case, $k = 4$ and $k_i = 4$ if $i = j$, otherwise $k_i = 0$, and so $k > \sum_{i=1}^N \frac{k_i}{2}$. Proposition 4.1 ensures that the term is finite, and hence, the claim. \square

For the slower timescale, we write the parameter update (Step 9 of Gq-SF1) as

$$\theta_{n+1} = \mathcal{P}_C \left(\theta_n - \tilde{b}_n \zeta_n \right),$$

where $\zeta_n = \frac{a_n}{\tilde{b}_n} Z_{nL} = o(1)$ since $a_n = o(\tilde{b}_n)$. Thus, the parameter update recursion can be seen to track the ODE

$$\dot{\theta}(t) = 0. \quad (30)$$

Hence, the recursion $(\theta_n)_{n \geq 0}$ appears quasi-static when viewed from the timescale of (\tilde{b}_n) , and hence, in the update (27), one may let $\tilde{\theta}_p \equiv \theta$ and $\tilde{\eta}_p \equiv \eta$ for all $p \geq 0$. Consider the following ODE

$$\dot{Z}(t) = \frac{2\eta J(\theta + \beta\eta)}{\beta(N+2-Nq)\rho(\eta)} - Z(t). \quad (31)$$

LEMMA 4.4. *The sequence (Z_p) is uniformly bounded with probability 1. Further,*

$$\left\| Z_p - \left(\frac{2\tilde{\eta}_p J(\tilde{\theta}_p + \beta\tilde{\eta}_p)}{\beta(N+2-Nq)\rho(\tilde{\eta}_p)} \right) \right\| \rightarrow 0$$

almost surely as $p \rightarrow \infty$.

PROOF. It can be easily verified that iteration (27) satisfies all the conditions of Theorem 4.2. Thus, by Theorem 4.2, $(Z_p)_{p \geq 0}$ converges to the stable point of ODE (31) as

$$\mathbb{E}_{\nu_{(\theta+\beta\eta)}} \left[\frac{2\eta h(Y_p)}{\beta(N+2-Nq)\rho(\eta)} \right] = \frac{2\eta J(\theta + \beta\eta)}{\beta(N+2-Nq)\rho(\eta)}.$$

We can also see that

$$\lim_{a \uparrow \infty} \frac{1}{a} \left(\frac{2\eta J(\theta + \beta\eta)}{\beta(N+2-Nq)\rho(\eta)} - aZ(t) \right) = -Z(t).$$

All the conditions in Theorem 4.2 are seen to be verified and the claim follows. \square

From Lemma 4.4, Step 9 of Gq-SF1 can be rewritten as

$$\begin{aligned} \theta_{n+1} &= \mathcal{P}_C \left(\theta_n - a_n \left[\frac{2\eta_n J(\theta_n + \beta\eta_n)}{\beta(N+2-Nq)\rho(\eta_n)} \right] \right) \\ &= \mathcal{P}_C \left(\theta_n + a_n [-\nabla_{\theta_n} J(\theta_n) + \Delta(\theta_n) + \xi_n] \right), \end{aligned} \quad (32)$$

where the error in the gradient estimate is given by

$$\Delta(\theta_n) = \nabla_{\theta_n} J(\theta_n) - \nabla_{\theta_n} (S_{q,\beta}^1 J)(\theta_n) \quad (33)$$

and the noise term is

$$\begin{aligned} \xi_n &= \nabla_{\theta_n} (S_{q,\beta}^1 J)(\theta_n) - \frac{2\eta_n J(\theta_n + \beta\eta_n)}{\beta(N+2-Nq)\rho(\eta_n)} \\ &= \frac{2}{\beta(N+2-Nq)} \left(\mathbb{E}_{G_q(\eta)} \left[\frac{\eta_n}{\rho(\eta_n)} J(\theta_n + \beta\eta_n) \middle| \theta_n \right] - \frac{\eta_n}{\rho(\eta_n)} J(\theta_n + \beta\eta_n) \right), \end{aligned} \quad (34)$$

which is a martingale difference term. Let $\mathcal{F}_n = \sigma(\theta_0, \dots, \theta_n, \eta_0, \dots, \eta_{n-1})$ denote the σ -field generated by the mentioned quantities. We can observe that $(\mathcal{F}_n)_{n \geq 0}$ is a filtration, where ξ_0, \dots, ξ_{n-1} are \mathcal{F}_n -measurable for each $n \geq 0$.

We state the following result due to Kushner and Clark [1978, Theorem 5.3.1, pp 189–196], adapted to our scenario, which leads to the convergence of the updates in (32).

LEMMA 4.5. *Given the iteration, $x_{n+1} = \mathcal{P}_C(x_n + \gamma_n(f(x_n) + \xi_n))$, where*

- (1) \mathcal{P}_C represents a projection operator onto a closed and bounded constraint set C ,
- (2) $f(\cdot)$ is a continuous function,
- (3) $(\gamma_n)_{n \geq 0}$ is a positive sequence satisfying $\gamma_n \downarrow 0$, $\sum_{n=0}^{\infty} \gamma_n = \infty$, and
- (4) $\sum_{n=0}^m \gamma_n \xi_n$ converges a.s.

Under the above conditions, the update (x_n) converges almost surely to the set of asymptotically stable fixed points of the ODE

$$\dot{x}(t) = \tilde{\mathcal{P}}_C(x(t), f(x(t))), \quad (35)$$

where $\tilde{\mathcal{P}}_C(x, y) = \lim_{\epsilon \downarrow 0} \left(\frac{\mathcal{P}_C(x + \epsilon y) - x}{\epsilon} \right)$ for all $x, y \in \mathbb{R}^N$.

A note on the above definition of $\tilde{\mathcal{P}}_C$ is necessary. Observe that we may set $y = f(x)$ for any function $f : \mathbb{R}^N \mapsto \mathbb{R}^N$, and if x lies in the interior of C , then $\tilde{\mathcal{P}}_C(x, f(x)) = f(x)$. On the other hand, if x lies on the boundary of C and $(x + \epsilon f(x)) \notin C$ for any small $\epsilon > 0$, then $\mathcal{P}_C(x, f(x))$ is the projection of $f(x)$ onto C , which is unique as C is convex. The next result shows that the noise term ξ_n satisfies the last condition in Lemma 4.5, while the subsequent result proves the error $\Delta(\theta_n)$ is considerably small.

LEMMA 4.6. *Let $M_n = \sum_{k=0}^{n-1} a_k \xi_k$. Then, for all values of $q \in (-\infty, 1) \cup (1, 1 + \frac{2}{N})$, $(M_n, \mathcal{F}_n)_{n \in \mathbb{N}}$ is an almost surely convergent martingale sequence.*

PROOF. We can easily observe that for all $k \geq 0$,

$$\mathbb{E}[\xi_k | \mathcal{F}_k] = \frac{2}{\beta(N+2-Nq)} \left(\mathbb{E} \left[\frac{\eta_k J(\theta_k + \beta \eta_k)}{\beta \rho(\eta_k)} \middle| \theta_k \right] - \mathbb{E} \left[\frac{\eta_k J(\theta_k + \beta \eta_k)}{\beta \rho(\eta_k)} \middle| \mathcal{F}_k \right] \right).$$

So $\mathbb{E}[\xi_k | \mathcal{F}_k] = 0$, since θ_k is \mathcal{F}_k -measurable, whereas η_k is independent of \mathcal{F}_k . It follows that $(\xi_n, \mathcal{F}_n)_{n \in \mathbb{N}}$ is a martingale difference sequence, and hence $(M_n, \mathcal{F}_n)_{n \in \mathbb{N}}$ is a martingale sequence. Now, use of conditional Jensen's inequality leads to

$$\begin{aligned} \mathbb{E}[\|\xi_k\|^2 | \mathcal{F}_k] &= \sum_{j=1}^N \mathbb{E} \left[\left(\xi_k^{(j)} \right)^2 \middle| \mathcal{F}_k \right] \\ &\leq \frac{16}{\beta^2(N+2-Nq)^2} \sum_{j=1}^N \mathbb{E} \left[\frac{\left(\eta_k^{(j)} \right)^2}{\rho(\eta_k)^2} J(\theta_k + \beta \eta_k)^2 \middle| \theta_k \right]. \end{aligned}$$

For any $\eta \in \mathbb{R}^N$, by definition $J(\theta_k + \beta \eta) = \mathbb{E}[h(Y_p)]$, where the expectation is with respect to the stationary measure. By Jensen's inequality, we can claim $J(\theta_k + \beta \eta)^2 \leq \mathbb{E}[h(Y_p)^2]$ and $J(\theta_k + \beta \eta)^4 \leq \mathbb{E}[h(Y_p)^4]$ for all $\eta \in \mathbb{R}^N$. Using these facts along with arguments similar to Lemma 4.3, it can be seen that $\sup_k \mathbb{E}[\|\xi_k\|^2 | \mathcal{F}_k] < \infty$ for all k ,

and hence, if $\sum_n a_n^2 < \infty$,

$$\sum_{n=0}^{\infty} \mathbb{E} [\|M_{n+1} - M_n\|^2] = \sum_{n=0}^{\infty} a_n^2 \mathbb{E} [\|\xi_n\|^2] \leq \sum_{n=0}^{\infty} a_n^2 \sup_n \mathbb{E} [\|\xi_n\|^2] < \infty \text{ a.s.}$$

The claim follows from martingale convergence theorem [Williams 1991, page 111]. \square

PROPOSITION 4.7. *For a given $q < (1 + \frac{2}{N})$, $q \neq 1$, and for all $\theta \in C$, the error term*

$$\|\nabla_{\theta}(S_{q,\beta}^1 J)(\theta) - \nabla_{\theta} J(\theta)\| = o(\beta).$$

PROOF. For small $\beta > 0$, using Taylor series expansion of $J(\theta + \beta\eta)$ around $\theta \in C$,

$$J(\theta + \beta\eta) = J(\theta) + \beta\eta^T \nabla_{\theta} J(\theta) + \frac{\beta^2}{2} \eta^T \nabla_{\theta}^2 J(\theta) \eta + o(\beta^2).$$

So we can write (17) as

$$\begin{aligned} \nabla_{\theta}(S_{q,\beta}^1 J)(\theta) &= \frac{2}{(N+2-Nq)} \left(\frac{J(\theta)}{\beta} \mathbb{E}_{G_q(\eta)} \left[\frac{\eta}{\rho(\eta)} \right] + \mathbb{E}_{G_q(\eta)} \left[\frac{\eta\eta^T}{\rho(\eta)} \right] \nabla_{\theta} J(\theta) \right. \\ &\quad \left. + \frac{\beta}{2} \mathbb{E}_{G_q(\eta)} \left[\frac{\eta\eta^T \nabla_{\theta}^2 J(\theta) \eta}{\rho(\eta)} \middle| \theta \right] + o(\beta) \right). \end{aligned} \quad (36)$$

We consider each term in (36). The i^{th} component in the first term is $\mathbb{E}_{G_q(\eta)} \left[\frac{\eta^{(i)}}{\rho(\eta)} \right] = 0$ by Proposition 4.1 for all $i = 1, \dots, N$. Similarly, the i^{th} component in the third term can be written as

$$\frac{\beta}{2} \mathbb{E}_{G_q(\eta)} \left[\frac{\eta\eta^T \nabla_{\theta}^2 J(\theta) \eta}{\rho(\eta)} \right]^{(i)} = \frac{\beta}{2} \sum_{j=1}^N \sum_{k=1}^N [\nabla_{\theta}^2 J(\theta)]_{j,k} \mathbb{E}_{G_q(\eta)} \left[\frac{\eta^{(i)} \eta^{(j)} \eta^{(k)}}{\rho(\eta)} \right].$$

It can be observed that in all cases, each term in the summation is an odd function, and so from Proposition 4.1, we can show that the third term in (36) is zero. Using a similar argument, we claim that the off-diagonal terms in $\mathbb{E}_{G_q(\eta)} \left[\frac{\eta\eta^T}{\rho(\eta)} \right]$ are zero, while the diagonal terms are of the form $\mathbb{E}_{G_q(\eta)} \left[\frac{(\eta^{(i)})^2}{\rho(\eta)} \right]$, which exists for all $q \in (-\infty, 1) \cup (1, 1 + \frac{2}{N})$ as the conditions in Proposition 4.1 are always satisfied on this interval. Further,

$$\mathbb{E}_{G_q(\eta)} \left[\frac{(\eta^{(i)})^2}{\rho(\eta)} \right] = \frac{(N+2-Nq)}{2}. \quad (37)$$

The claim follows by substituting the above expression in (36). \square

Now, we consider the following ODE for the slowest timescale recursion

$$\dot{\theta}(t) = \tilde{\mathcal{P}}_C \left(\theta(t), -\nabla_{\theta} J(\theta(t)) \right), \quad (38)$$

where $\tilde{\mathcal{P}}_C$ is as defined in Lemma 4.5. It can be seen that the stationary points of (38) lie in the set $K = \{\theta \in C \mid \tilde{\mathcal{P}}_C(\theta, -\nabla_{\theta} J(\theta)) = 0\}$. We have the following key result which shows that iteration (32) tracks ODE (38).

THEOREM 4.8. *Under Assumptions I–IV, given $\epsilon > 0$ and $q \in (-\infty, 1) \cup (1, 1 + \frac{2}{N})$, there exists $\bar{\beta} > 0$ such that for all $\beta \in (0, \bar{\beta}]$, the sequence $(\theta_n)_{n \geq 0}$ obtained from Gq-SF1 converges to the ϵ -neighborhood of the stable attractor set of (38), defined as $K^{\epsilon} = \{x : \|x - x_0\| < \epsilon, x_0 \in K\}$ with probability 1 as $n \rightarrow \infty$.*

PROOF. It immediately follows from Lemmas 4.5 and 4.6 that the update in (32) converges to the stable fixed points of the ODE

$$\dot{\theta}(t) = \tilde{\mathcal{P}}_C\left(\theta(t), -\nabla_{\theta}J(\theta(t)) + \Delta(\theta(t))\right). \quad (39)$$

Now starting from the same initial condition, the trajectory of (39) converges to that of (38) uniformly over compacts, as $\Delta(\theta(t)) \rightarrow 0$. Since from Proposition 4.7, we have $\|\Delta(\theta_n)\| = o(\beta)$ for all n , the claim follows. It may be noted that we can arrive at the same claim more technically using Hirsch's lemma [Hirsch 1989]. \square

Remark. Under certain 'richness' conditions on the noise, one can show that, with probability 1, the above iterations can asymptotically avoid unstable stationary points and converge to the set of stable equilibria of (38) [Brandiere 1998; Borkar 2008, Chapter 4.3]. However, in practice, due to the inherent randomness of the scheme, the recursions converge to the set of stable equilibria even without any additional noise conditions.

4.2. Convergence of G_q -SF2 Algorithm

Since the proof of convergence here is along the lines of G_q -SF1, we only provide a sketch of it. We just briefly describe the modifications that are required in this case. Along the faster timescale, as $n \rightarrow \infty$, the updates given by Z_{nL} track the function

$$\left(\frac{\eta_n}{\beta(N+2-Nq)\rho(\eta_n)}\right)(J(\theta_n + \beta\eta_n) - J(\theta_n - \beta\eta_n)).$$

So we can rewrite the slower timescale update for G_q -SF2 algorithm, in a similar manner as (32), where the noise term ξ_n has two components, due to the two parallel simulations, each being bounded (as in Lemma 4.6). We have the following proposition for the error term

$$\Delta(\theta_n) = \nabla_{\theta_n}(S_{q,\beta}^2 J)(\theta_n) - \nabla_{\theta_n} J(\theta_n).$$

PROPOSITION 4.9. *For a given $q < (1 + \frac{2}{N})$, $q \neq 1$, and for all $\theta \in C$,*

$$\|\nabla_{\theta}(S_{q,\beta}^2 J)(\theta) - \nabla_{\theta} J(\theta)\| = o(\beta).$$

One can prove the above claim by using Taylor's expansion of $J(\theta + \beta\eta) - J(\theta - \beta\eta)$, and arguments similar to Proposition 4.7. Finally, we have the main convergence result for G_q -SF2 algorithm.

THEOREM 4.10. *Under Assumptions I–IV, given $\epsilon > 0$ and $q \in (-\infty, 1) \cup (1, 1 + \frac{2}{N})$, there exists $\bar{\beta} > 0$ such that for all $\beta \in (0, \bar{\beta}]$, the sequence $(\theta_n)_{n \geq 0}$ obtained from G_q -SF2 converges to ϵ -neighborhood of the stable attractor set of (38) almost surely as $n \rightarrow \infty$.*

Theorems 4.8 and 4.10 provide conditions for convergence of the algorithms to some ϵ -neighborhood of some stable equilibria. This occurs due to the error term, which is $o(\beta)$. Hence, to achieve ϵ arbitrarily small, one may decrease β as the algorithm proceeds. This is allowed as long as the sequences $(\frac{a_n}{\beta_n})$ and $(\frac{b_n}{\beta_n})$ satisfy Assumption IV. The above results would still hold if $\bar{\beta} \geq \sup_n \beta_n = \beta_0$ (considering β_n to be non-increasing sequence). However, in practice, it is quite difficult to tune the rate of decrease of β_n appropriately. Moreover, these results do not give the precise value of $\bar{\beta}$. We also make a note on the analysis for Gaussian SF algorithms. Though the above results exclude the case $q = 1$, it is easy to verify that all the claims hold as $q \downarrow 1$ as Proposition 4.1 also holds in the limiting case. Hence, the above convergence analysis also provides an alternative to the analysis presented in [Bhatnagar 2007] for Gaussian SF algorithms.

5. SIMULATIONS USING THE PROPOSED ALGORITHMS

5.1. Numerical Setting

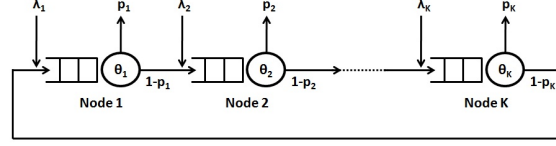


Fig. 1: Queuing Network.

We consider a multi-node network of $M/G/1$ queues with feedback as shown in Fig. 1. There are K nodes, which are fed with independent Poisson external arrival processes with rates $\lambda_1, \lambda_2, \dots, \lambda_K$, respectively. After departing from the i^{th} node, a customer either leaves the system with probability p_i or enters the $(i+1)^{th}$ node with probability $(1-p_i)$. Once the service at the K^{th} node is completed, the customer may rejoin the 1^{st} node with probability $(1-p_K)$. The service time processes of each node, $\{T_n^i(\theta^i)\}_{n \geq 1}, i = 1, 2, \dots, K$ are defined as

$$T_n^i(\theta^i) = U_n^i (R_i + \|\theta_n^i - \bar{\theta}^i\|^2), \quad (40)$$

where $R_i, i = 1, 2, \dots, K$, are constants and $\{U_n^i : i = 1, \dots, K, n \geq 0\}$ are independent samples drawn from the uniform distribution on $(0, 1)$. The service time of each node depends on the N_i -dimensional tunable parameter vector θ^i , whose individual components lie in a certain interval $[\alpha_{min}, \alpha_{max}]$. θ_n^i represents the n^{th} update of the parameter vector at the i^{th} node, and $\bar{\theta}^i$ represents the target parameter vector corresponding to the i^{th} node. The cost function is chosen to be the sum of the total waiting times of all the customers in the system. For the cost to be minimum, $T_n^i(\theta^i)$ should be minimum, and hence, we should have $\theta_n^i = \bar{\theta}^i, i = 1, \dots, K$. Let us denote $\theta = (\theta^1, \theta^2, \dots, \theta^K)^T$ and $\bar{\theta} = (\bar{\theta}^1, \bar{\theta}^2, \dots, \bar{\theta}^K)^T$. It is evident that $\theta, \bar{\theta} \in \mathbb{R}^N$, where $N = \sum_{i=1}^K N_i$. In order to compare the performance of the various algorithms, we consider the performance measure to be the ratio of the Euclidean distances of θ_n and θ_0 from the vector $\bar{\theta}$, i.e., $\frac{\|\theta_n - \bar{\theta}\|}{\|\theta_0 - \bar{\theta}\|}$. The choice for such a performance measure is due to the fact that when the distance, $\|\theta_n - \bar{\theta}\|$, is low, the queuing network provides optimal performance. The ratio is considered to make the performance measure independent of the dimension of θ . A low value of the ratio implies that the algorithm converges to a closer proximity of the global minimum. A similar measure was used by Spall [1992] to evaluate performance of SPSA methods. All the results presented below are averaged over 100 independent runs. In addition to the mean value of the estimated ratios (performance measure), we also indicate the coefficient of variation of the estimates (c.o.v.), which is basically the ratio of the standard deviation and the mean of the estimates. This is used to indicate the consistency of the obtained results. The use of c.o.v. is more appropriate than standard deviation since the latter is often less for smaller mean.

5.2. Experimental Results

We begin with the simple case of a one-node network, where the service time is controlled by a scalar parameter $\theta \in [0.1, 0.6] \subset \mathbb{R}$. The arrival rate at the node is $\lambda_1 = 0.2$, and the probability of leaving the system after service is $p_1 = 0.4$. We also fix the constant $R_1 = 0.1$, and the target parameter at $\bar{\theta} = 0.3$. All simulations reported here

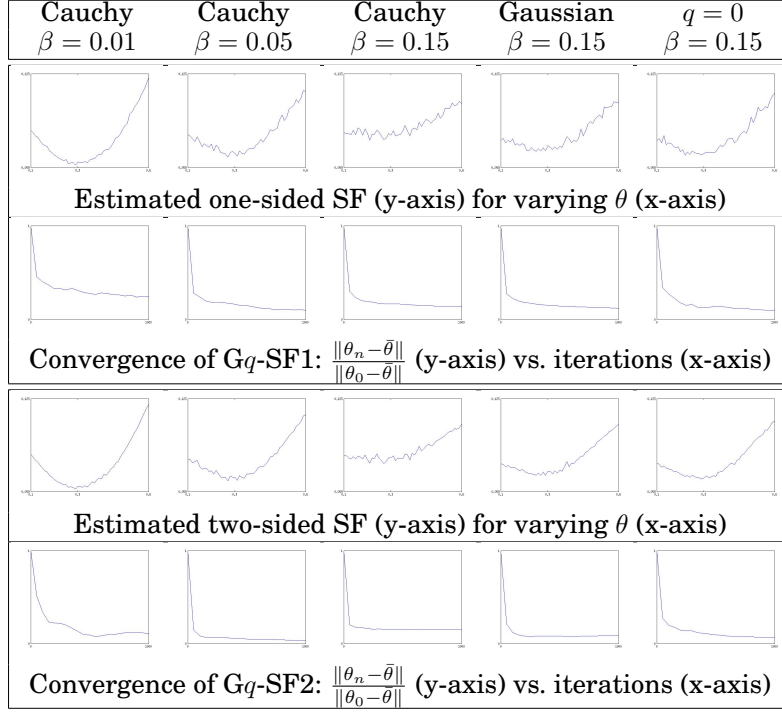


Fig. 2: Nature of estimated SFs, and convergence behavior of Gq -SF algorithms.

were performed on an Intel Core *i5* machine with $3.7GB$ memory space and Linux operating system. A total of 100 trials took about 10 seconds in this setting when we set $M = 5000$ and $L = 100$.

The effect of SFs is illustrated in Fig. 2. For this, we consider a few different kernels – Cauchy ($q = 2$), Gaussian ($q \rightarrow 1$) and the kernel in random search method ($q = 0$). The first and third rows show plots of the one and two-sided SFs, respectively, estimated for each $\theta \in [0.1, 0.6]$ in steps of 0.01 using the relations,

$$(S_{q,\beta}^1 J)(\theta) = E_{G_{q,\beta}(\eta)} [E_{\nu_{\theta-\eta}} [h(Y(\theta - \eta)) | \eta]] \approx \frac{1}{TL} \sum_{n=1}^T \sum_{m=1}^L h(Y_m(\theta - \eta_n)), \quad (41)$$

$$(S_{q,\beta}^2 J)(\theta) \approx \frac{1}{2TL} \sum_{n=1}^T \sum_{m=1}^L h(Y_m^1(\theta + \eta_n)) + h(Y_m^2(\theta - \eta_n)). \quad (42)$$

We use $T = 100$ independent trials with independent q -Gaussian variates η_n and $L = 10000$ simulations in each trial. The plots clearly indicate that fluctuations are less in the estimated two-sided SFs. They also demonstrate the effect of q and β . The first three columns consider Cauchy kernel with increasing β values, and show how the SF becomes more flat for higher β . The last three columns consider same $\beta = 0.15$, but three kernels with decreasing q values ($q = 2$, $q \rightarrow 1$ and $q = 0$), which indicate that the SFs becomes more flat as q increases.

The second and fourth rows indicate the convergence of the Gq -SF1 and Gq -SF2 algorithms in $M = 1000$ updates starting from $\theta_0 = 0.6$. Here, we use only $L = 100$ gradient updates on the faster timescale (as suggested in [Bhatnagar 2007]). The plots, averaged over 100 runs, show that Gq -SF2 exhibits better convergence behavior compared

to G_q -SF1, which can be directly attributed to the less jittery nature of the two-sided SFs. The effect of smoothing parameters, q and β , on the convergence behavior is quite obvious from the plots. Before discussing further about these parameters, we resolve the effect of the step-size sequence used in the two-timescale updates.

In the convergence plots of Fig. 2, we considered the step-sizes to be $a_n = \frac{1}{n}$ and $b_n = \frac{1}{n^{0.75}}$. However, we may consider b_n to be of the form $b_n = \frac{1}{n^\gamma}$, where for any $\gamma \in (0.5, 1)$, Assumption IV is satisfied. For a smaller value of γ , the timescales will be well-separated and it appears that gradient updates converge much faster. This contrast reduces as γ increases. In Table II, we study the effect of γ for particular values of q and β . Here, $q = 1.0$ denotes Gaussian smoothing obtained in the limit of $q \rightarrow 1$. Since, Fig. 2 suggests that the algorithm almost converges to some θ in about 1000 iterations, we further perform our analysis using the value of $\frac{\|\theta_M - \theta\|}{\|\theta_0 - \theta\|}$ where $M = 5000$, $L = 100$ and $\theta_0 = 0.6$. The table shows this ratio averaged over 100 runs and the corresponding c.o.v. is shown in brackets. For each (q, β) pair, the minimum average ratio and the minimum c.o.v. are underlined. We can see that for $\gamma = 0.75$ the minimum mean value is achieved in most cases (9 of 20), and the c.o.v. is better when compared to other values of γ . Hence, for subsequent experiments, we use the step-size $b_n = \frac{1}{n^{0.75}}$. One can also immediately observe that the ratio is much less in G_q -SF2 as compared to G_q -SF1. Though, the c.o.v. of both methods are comparable, there are few cases where c.o.v. of G_q -SF2 is considerably small. Among the 20 cases of different (q, β) pairs, G_q -SF2 always achieves the minimum ratio value and the minimum c.o.v. is achieved in 15 cases. Hence, we observe that G_q -SF2 exhibits better performance. Hence, the rest of the presented results are based on the G_q -SF2 algorithm. Similar experiments were performed with G_q -SF1 and the observed trends were similar to the ones for G_q -SF2 discussed below.

We arrive at the main segment of our discussion – the effect of choosing the appropriate smoothing kernel. Table I provides a list of kernels and how these kernels can be retrieved from the q -Gaussian distribution. So the choice of kernel is essentially same as the choice of the parameter q . Table III provides the mean and c.o.v. of the ratio after $M = 5000$ iterations for a wide range of q and β values. Here, we use the previously de-

β	q	$\gamma = 0.55$		$\gamma = 0.65$		$\gamma = 0.75$		$\gamma = 0.85$	
		G_q -SF1	G_q -SF2	G_q -SF1	G_q -SF2	G_q -SF1	G_q -SF2	G_q -SF1	G_q -SF2
$\beta = 0.01$	-5.0	0.449 (0.67)	0.498 (<u>0.58</u>)	0.422 (0.65)	0.337 (0.70)	0.441 (0.60)	<u>0.290</u> (0.71)	0.484 (0.60)	0.299 (0.77)
	0.0	0.356 (0.69)	0.204 (0.66)	0.323 (0.74)	0.127 (1.04)	0.333 (0.68)	<u>0.174</u> (0.63)	0.402 (<u>0.63</u>)	0.191 (0.78)
	1.0	0.250 (0.76)	0.129 (0.73)	0.307 (0.74)	0.113 (0.79)	0.286 (0.71)	<u>0.104</u> (<u>0.56</u>)	0.292 (0.70)	0.129 (0.66)
	2.0	0.248 (0.72)	0.071 (0.70)	0.238 (0.84)	0.088 (0.64)	0.207 (0.83)	<u>0.068</u> (0.98)	0.235 (0.70)	0.072 (0.87)
	2.75	0.254 (0.79)	0.114 (0.81)	0.277 (0.76)	0.138 (0.76)	0.245 (0.81)	<u>0.105</u> (0.68)	0.266 (0.78)	0.163 (<u>0.58</u>)
$\beta = 0.05$	-5.0	0.435 (0.63)	0.287 (0.74)	0.445 (0.53)	<u>0.263</u> (0.69)	0.438 (<u>0.55</u>)	0.290 (0.76)	0.403 (0.69)	0.316 (0.90)
	0.0	0.250 (0.69)	0.139 (<u>0.65</u>)	0.261 (0.77)	0.120 (0.71)	0.274 (0.74)	<u>0.103</u> (<u>0.65</u>)	0.252 (0.71)	0.106 (0.78)
	1.0	0.165 (0.80)	0.049 (0.70)	0.201 (0.77)	0.061 (<u>0.61</u>)	0.187 (0.68)	0.045 (0.72)	0.172 (0.86)	<u>0.040</u> (0.68)
	2.0	0.155 (0.77)	<u>0.037</u> (0.95)	0.138 (0.84)	0.044 (0.70)	0.137 (0.84)	0.045 (0.78)	0.150 (0.91)	<u>0.051</u> (<u>0.67</u>)
	2.75	0.241 (0.78)	0.100 (0.88)	0.201 (0.84)	0.086 (0.76)	0.219 (<u>0.71</u>)	0.078 (0.75)	0.209 (0.80)	<u>0.069</u> (0.77)
$\beta = 0.10$	-5.0	0.270 (0.86)	0.073 (0.91)	0.301 (0.71)	0.100 (1.29)	0.296 (0.76)	0.093 (0.89)	0.323 (<u>0.67</u>)	<u>0.068</u> (0.73)
	0.0	0.080 (0.77)	0.023 (0.90)	0.079 (0.82)	<u>0.021</u> (<u>0.51</u>)	0.100 (0.78)	0.023 (0.88)	0.082 (0.93)	0.022 (0.56)
	1.0	0.039 (0.81)	0.012 (0.74)	0.043 (0.67)	0.012 (0.67)	0.045 (<u>0.66</u>)	0.019 (0.68)	0.046 (0.70)	<u>0.009</u> (0.72)
	2.0	0.053 (0.75)	0.034 (<u>0.35</u>)	0.048 (0.66)	<u>0.031</u> (0.38)	0.044 (0.75)	0.033 (0.40)	0.049 (0.67)	0.035 (0.46)
	2.75	0.120 (0.72)	0.085 (0.83)	0.124 (<u>0.71</u>)	0.079 (0.77)	0.124 (0.78)	<u>0.064</u> (0.74)	0.122 (0.81)	0.092 (0.81)
$\beta = 0.25$	-5.0	0.277 (<u>0.79</u>)	0.087 (1.64)	0.252 (0.84)	0.053 (1.15)	0.225 (0.90)	0.112 (1.96)	0.252 (0.83)	<u>0.042</u> (0.81)
	0.0	0.052 (0.74)	0.020 (1.12)	0.056 (0.76)	<u>0.011</u> (0.92)	0.057 (0.80)	0.013 (<u>0.70</u>)	0.055 (0.93)	0.019 (0.77)
	1.0	0.036 (0.72)	0.018 (<u>0.40</u>)	0.035 (0.72)	<u>0.017</u> (0.50)	0.034 (0.70)	<u>0.017</u> (0.53)	0.037 (0.64)	0.019 (0.45)
	2.0	0.081 (0.53)	0.084 (0.28)	0.074 (0.60)	0.073 (0.21)	0.081 (0.60)	<u>0.070</u> (0.23)	0.078 (0.53)	0.073 (<u>0.17</u>)
	2.75	0.154 (0.74)	0.138 (0.79)	0.148 (0.77)	0.130 (0.74)	0.159 (0.82)	0.111 (0.82)	0.158 (0.78)	<u>0.101</u> (0.49)

Table II: Performance of algorithms for various q and β with step-sizes $a_n = \frac{1}{n}$, $b_n = \frac{1}{n^\gamma}$.

scribed one-dimensional setting with constants mentioned before. We note that while any $\beta > 0$ is applicable, q is restricted to $q < (1 + \frac{2}{N}) = 3$. The case of G-SF2 [Bhatnagar 2007] is denoted by $q = 1.0$, while Cauchy smoothing is for $q = 2.0$, random search for $q = 0.0$ and very low values of q , such as $q = -10$, yield performance quite similar to uniform smoothing. The results presented in Table III show that the best performance in the mean sense is observed for $q = 0.5$ and $\beta = 0.075$. One can also observe the trend that as β increases, smaller values of q provide better convergence. At the same time, results for larger q and β values seem to be more consistent as the c.o.v. is smaller in such cases. We see that, in this particular setting, the performance of the algorithm is quite good for $\beta \in [0.025, 0.1]$ and $q \in [-0.5, 2]$. The c.o.v. in this range is also not very high, but one may prefer β to be close to 0.1 to achieve consistent performance, and hence, choosing $q < 1$ may prove more efficient in such a scenario. For G_q -SF1 algorithm, similar nature of results were observed (not presented here).

We now analyze the observations made in Table III. One may relate the nature of the SFs with the convergence behavior of the G_q -SF2 algorithm for different values of q and β . But, it appears more justified to analyze the performance based on the basic idea of stochastic optimization algorithms, *i.e.*, finding the zeros of the estimated gradient. The theoretical analysis in Section 4 guarantees convergence of the algorithm to a zero of the cost gradient. Hence, the smoothing parameter should ideally be tuned such that a unique zero of the gradient function is realized at the global optimum. Though it is difficult to derive the optimal (q, β) pair theoretically, we numerically validate the fact that better performance is indeed achieved when the cost gradient has a small number of zeros (may be only one) close to the global optimum, which is $\bar{\theta} = 0.3$ in the current setting. Fig. 3 contains plots of the cost gradient estimated at different values of θ . The estimates are based on the relation in (22), where we consider 100 independent trials, with the process in each trial being governed by a q -Gaussian perturbed parameter and running for $L = 10000$ steps. The plots in Fig. 3 indicate that for lower values of q and β , the estimated gradient has a fluctuating nature and hence, has multiple zero crossings. This results in relatively poor convergence and also higher c.o.v. since it may converge

$q \backslash \beta$	0.0075	0.01	0.025	0.05	0.075	0.1	0.15	0.2
-10.0	0.382 (0.57)	0.283 (0.72)	0.148 (0.83)	0.107 (0.97)	0.107 (0.80)	0.084 (0.63)	0.107 (1.39)	0.114 (0.97)
-5.0	0.314 (0.63)	0.318 (0.88)	0.171 (0.75)	0.057 (1.17)	0.076 (1.03)	0.043 (1.36)	0.042 (0.58)	0.121 (0.89)
-2.5	0.240 (1.02)	0.209 (0.78)	0.098 (0.96)	0.062 (0.70)	0.049 (1.09)	0.056 (0.92)	0.067 (1.60)	0.087 (0.96)
-1.0	0.158 (0.75)	0.175 (0.67)	0.056 (0.75)	0.071 (1.48)	<u>0.018</u> (0.89)	0.044 (1.80)	0.038 (1.51)	0.140 (0.35)
-0.5	0.111 (0.76)	0.148 (0.91)	0.055 (0.69)	<u>0.025</u> (0.67)	<u>0.020</u> (0.72)	<u>0.018</u> (1.13)	0.030 (0.59)	0.143 (0.41)
-0.25	0.128 (0.91)	0.128 (0.65)	0.044 (0.79)	0.028 (0.60)	<u>0.024</u> (0.73)	<u>0.017</u> (0.64)	0.027 (0.74)	0.162 (0.26)
0.0	0.123 (0.70)	0.121 (0.87)	0.044 (0.81)	<u>0.025</u> (0.59)	<u>0.025</u> (0.69)	<u>0.010</u> (0.90)	0.043 (0.38)	0.164 (<u>0.20</u>)
0.25	0.099 (0.60)	0.115 (1.13)	<u>0.022</u> (0.78)	<u>0.019</u> (0.56)	<u>0.012</u> (0.78)	<u>0.011</u> (0.71)	0.053 (0.42)	0.179 (<u>0.24</u>)
0.5	0.078 (0.70)	0.070 (0.87)	0.037 (0.61)	<u>0.019</u> (0.70)	<u>0.006</u> (0.80)	<u>0.009</u> (0.67)	0.063 (<u>0.20</u>)	0.203 (<u>0.22</u>)
0.75	0.079 (0.78)	0.054 (0.61)	0.033 (0.62)	<u>0.015</u> (0.81)	<u>0.009</u> (0.83)	<u>0.009</u> (1.23)	0.079 (<u>0.19</u>)	0.221 (<u>0.21</u>)
1.0	0.081 (0.59)	0.057 (0.99)	<u>0.020</u> (0.56)	<u>0.009</u> (0.46)	<u>0.009</u> (0.81)	<u>0.018</u> (0.55)	0.097 (<u>0.14</u>)	0.229 (<u>0.16</u>)
1.25	0.062 (0.75)	0.047 (0.79)	<u>0.018</u> (0.61)	<u>0.013</u> (0.82)	<u>0.014</u> (0.86)	0.034 (0.40)	0.109 (<u>0.23</u>)	0.202 (0.39)
1.5	0.060 (0.96)	0.046 (0.61)	<u>0.014</u> (0.63)	<u>0.013</u> (0.87)	<u>0.025</u> (<u>0.23</u>)	0.047 (<u>0.23</u>)	0.135 (<u>0.27</u>)	0.191 (0.39)
1.75	0.059 (0.49)	0.043 (0.82)	<u>0.023</u> (0.76)	<u>0.017</u> (0.60)	0.041 (0.26)	0.064 (<u>0.20</u>)	0.138 (<u>0.17</u>)	0.221 (0.30)
2.0	0.064 (0.84)	0.042 (0.65)	<u>0.017</u> (0.84)	0.027 (0.40)	0.055 (<u>0.21</u>)	0.073 (<u>0.24</u>)	0.136 (0.26)	0.165 (0.47)
2.25	0.056 (0.73)	0.030 (0.71)	0.028 (0.56)	0.047 (0.31)	0.060 (0.36)	0.086 (0.44)	0.145 (0.49)	0.138 (0.65)
2.5	0.055 (0.63)	0.049 (0.69)	0.035 (0.68)	0.047 (0.58)	0.050 (0.64)	0.107 (0.58)	0.092 (0.98)	0.130 (0.81)
2.75	0.106 (0.71)	0.102 (0.74)	0.044 (0.90)	0.066 (0.60)	0.096 (0.76)	0.114 (0.66)	0.160 (0.74)	0.210 (0.58)

Table III: Mean and c.o.v. of $\frac{\|\theta_M - \bar{\theta}\|}{\|\theta_0 - \bar{\theta}\|}$ for G_q -SF2 algorithm for different values of q and β , considering the 1-dimensional setting. Mean values ≤ 0.025 and c.o.v. ≤ 0.25 are underlined.

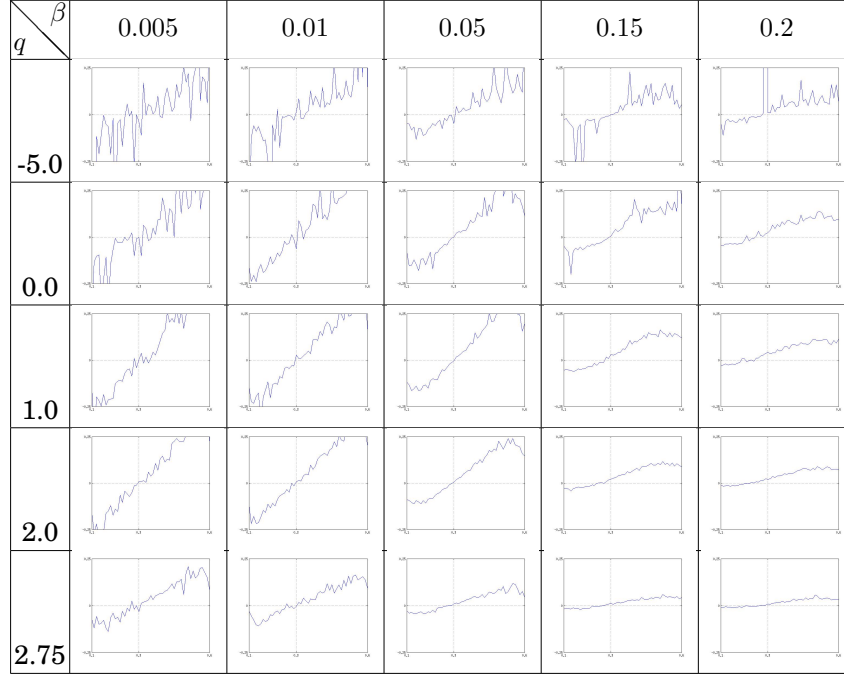


Fig. 3: Nature of estimated two-sided smoothed gradients (y-axis) for different parameter values θ (x-axis). Vertical line corresponds to $\theta = \bar{\theta}$, and horizontal one zero of gradient estimate, *i.e.*, $Z = 0$. All plots are drawn using the same scale for y-axis.

to different local minima in different runs. As β increases fluctuations reduce, but this reduction (in fluctuations) is less prominent for lower values of q ($q = -5$). The middle column ($\beta = 0.05$) exhibits cases ($q = 0, 1$ and 2) with only one zero crossing at some θ very close to $\bar{\theta}$. This also corresponds to the better performance observed in Table III. For larger values of q and β , the plots become smoother, but the zero crossing often occurs at some θ distant from $\bar{\theta}$. Further, the gradient becomes closer to zero for almost all values of θ , and hence, the steepest descent approach does not provide sufficient exploration. Hence, the algorithm converges to some nearby optimum resulting in less c.o.v., but poor performance (larger mean value).

We verify whether the above observations hold in a higher dimensional setting. For this, we consider a four node network with $\lambda_i = 0.2$ and $p_i = 0.2$ for all $i = 1, \dots, 4$. The service process of each node is controlled by a 5-dimensional parameter vector $\theta^i \in [0.1, 0.6]^5$, a constant $R_i = 0.02$ and a target value $\bar{\theta}^i = (0.3, 0.3, 0.3, 0.3, 0.3)^T$. Thus, we have a 20-dimensional parameter to be tuned. We let $M = 5000$, $L = 100$ and each component in the initial parameter vector, θ_0 , is at set at 0.6. The chosen step-sizes are $a_n = \frac{1}{n}$ and $b_n = \frac{1}{n^{0.75}}$. For each (q, β) tuple, 100 independent runs were performed which took (entirely) about 80 seconds. We observe in Table IV that again the best mean values are concentrated in the range $\beta \in [0.025, 0.1]$ and $q \in [0, 1.095]$, the upper limit coinciding with 20-dimensional Cauchy kernel. We also observe an overall improved c.o.v. in this case compared to the 1-dimensional setting. A similar set of experiments were performed where instead of the waiting times of customers, we chose the single-stage cost functions to be the instantaneous queue lengths. The results obtained in this experiment (not presented here) were observed to be quite similar to the ones in Table IV.

$q \backslash \beta$	0.0075	0.01	0.025	0.05	0.075	0.1	0.15	0.2
-10.0	0.545 (0.15)	0.499 (0.17)	0.372 (0.27)	0.291 (0.43)	0.253 (0.39)	0.248 (0.42)	0.333 (0.29)	0.369 (0.20)
-5.0	0.522 (0.17)	0.497 (0.17)	0.340 (0.43)	0.238 (0.56)	0.206 (0.53)	0.207 (0.54)	0.313 (0.36)	0.348 (0.26)
-2.5	0.467 (0.19)	0.451 (0.22)	0.222 (0.44)	0.141 (0.62)	0.132 (0.48)	0.150 (0.62)	0.234 (0.37)	0.318 (0.24)
-1.0	0.460 (0.20)	0.378 (0.27)	0.150 (0.47)	0.077 (0.61)	0.079 (0.64)	0.094 (0.84)	0.185 (0.44)	0.285 (0.17)
-0.5	0.381 (0.26)	0.305 (0.30)	0.103 (0.47)	0.049 (0.39)	0.048 (0.46)	0.061 (0.32)	0.153 (0.25)	0.272 (0.14)
-0.25	0.357 (0.24)	0.260 (0.35)	0.079 (0.36)	0.041 (0.26)	0.039 (0.30)	0.049 (0.25)	0.141 (0.19)	0.253 (0.11)
0.0	0.305 (0.30)	0.209 (0.38)	0.058 (0.28)	0.033 (0.22)	0.031 (0.33)	0.041 (0.24)	0.129 (0.15)	0.253 (0.10)
0.25	0.249 (0.35)	0.159 (0.34)	0.046 (0.21)	0.026 (0.22)	<u>0.025</u> (0.21)	0.034 (0.26)	0.118 (0.11)	0.249 (0.10)
0.5	0.194 (0.34)	0.134 (0.37)	0.037 (0.25)	<u>0.021</u> (0.21)	<u>0.020</u> (0.17)	0.029 (0.17)	0.118 (0.11)	0.251 (0.08)
0.75	0.151 (0.31)	0.104 (0.29)	0.031 (0.22)	<u>0.018</u> (0.19)	<u>0.017</u> (0.18)	0.027 (0.16)	0.112 (0.08)	0.241 (0.09)
1.0	0.131 (0.28)	0.083 (0.28)	0.027 (0.24)	<u>0.015</u> (0.16)	<u>0.015</u> (0.16)	<u>0.025</u> (0.13)	0.115 (0.08)	0.245 (0.08)
1.02	0.125 (0.33)	0.087 (0.27)	<u>0.025</u> (0.24)	<u>0.015</u> (0.19)	<u>0.015</u> (0.17)	0.028 (0.15)	0.117 (0.07)	0.249 (0.08)
1.04	0.124 (0.30)	0.075 (0.25)	<u>0.025</u> (0.17)	<u>0.015</u> (0.17)	<u>0.016</u> (0.19)	0.030 (0.16)	0.120 (0.08)	0.251 (0.07)
1.06	0.123 (0.37)	0.079 (0.26)	<u>0.025</u> (0.24)	<u>0.015</u> (0.16)	<u>0.017</u> (0.18)	0.035 (0.14)	0.129 (0.09)	0.256 (0.07)
1.08	0.112 (0.30)	0.079 (0.33)	<u>0.024</u> (0.19)	<u>0.016</u> (0.14)	0.026 (0.14)	0.052 (0.10)	0.148 (0.09)	0.271 (0.09)
1.095	0.130 (0.26)	0.094 (0.25)	<u>0.023</u> (0.19)	0.059 (0.15)	0.084 (0.12)	0.117 (0.11)	0.200 (0.12)	0.282 (0.10)
1.099	0.412 (0.16)	0.371 (0.14)	0.257 (0.15)	0.198 (0.18)	0.200 (0.16)	0.205 (0.17)	0.234 (0.14)	0.275 (0.12)

Table IV: Mean and c.o.v. of $\frac{\|\theta_M - \bar{\theta}\|}{\|\theta_0 - \bar{\theta}\|}$ for Gq -SF2 algorithm considering a 20-dimensional setting. Mean values ≤ 0.025 and c.o.v. ≤ 0.10 are underlined.

To ensure that the above trends are not specific to the particular service time defined in (40), we modify the service time of each node $T_n^i(\theta^i)$ to be exponentially distributed with mean at $\|\theta_n^i - \bar{\theta}^i\|^2$, where a smaller mean ensures better performance. The other constants in the setting and the algorithm are same as before. Table V confirms that even in varying scenarios of the same queuing network setting, we can expect a reasonable performance of the algorithm for $\beta \in [0.025, 0.1]$ and $q \in [-0.5, 1 + \frac{2}{N+1}]$. One may operate beyond this range, since the performance of the algorithm decays gradually for both the continuous parameters q and β , and a larger value of the latter may be preferred to ensure that c.o.v. is less. However, if β is too large, then the algorithms do not converge (Theorems 4.8 and 4.10). In simulations, it was observed that for large β and q close to $(1 + \frac{2}{N})$, the simulation time increased drastically.

$q \backslash \beta$	0.0075	0.01	0.025	0.05	0.075	0.1	0.15	0.2
-10	0.541 (0.17)	0.498 (0.20)	0.309 (0.49)	0.176 (0.66)	0.173 (0.68)	0.211 (0.59)	0.284 (0.31)	0.407 (0.27)
-5	0.523 (0.19)	0.502 (0.23)	0.197 (0.64)	0.104 (0.91)	0.116 (0.67)	0.187 (0.61)	0.291 (0.40)	0.366 (0.24)
-2.5	0.511 (0.20)	0.470 (0.25)	0.101 (0.82)	0.057 (0.76)	0.107 (1.02)	0.140 (0.97)	0.231 (0.45)	0.356 (0.26)
-1	0.469 (0.27)	0.355 (0.46)	0.040 (0.84)	0.031 (0.84)	0.047 (0.78)	0.079 (0.82)	0.185 (0.47)	0.312 (0.18)
-0.5	0.400 (0.37)	0.243 (0.58)	<u>0.021</u> (0.63)	<u>0.022</u> (0.51)	0.031 (0.47)	0.047 (0.39)	0.151 (0.20)	0.298 (0.14)
-0.25	0.349 (0.39)	0.177 (0.64)	<u>0.017</u> (0.49)	<u>0.015</u> (0.34)	<u>0.025</u> (0.31)	0.046 (0.49)	0.139 (0.22)	0.290 (0.10)
0	0.291 (0.47)	0.125 (0.63)	<u>0.011</u> (0.41)	<u>0.013</u> (0.35)	<u>0.020</u> (0.21)	0.033 (0.22)	0.125 (0.14)	0.282 (0.10)
0.25	0.199 (0.60)	0.090 (0.55)	<u>0.009</u> (0.37)	<u>0.010</u> (0.19)	<u>0.017</u> (0.19)	0.030 (0.19)	0.118 (0.10)	0.275 (0.08)
0.5	0.131 (0.57)	0.054 (0.51)	<u>0.007</u> (0.33)	<u>0.008</u> (0.16)	<u>0.014</u> (0.18)	0.026 (0.16)	0.115 (0.10)	0.271 (0.07)
0.75	0.089 (0.61)	0.038 (0.45)	<u>0.005</u> (0.31)	<u>0.008</u> (0.19)	<u>0.012</u> (0.17)	<u>0.025</u> (0.15)	0.112 (0.07)	0.266 (0.06)
1.0	0.056 (0.48)	0.027 (0.55)	<u>0.004</u> (0.28)	<u>0.007</u> (0.16)	<u>0.011</u> (0.14)	<u>0.025</u> (0.16)	0.119 (0.07)	0.270 (0.05)
1.02	0.059 (0.55)	0.026 (0.46)	<u>0.004</u> (0.26)	<u>0.007</u> (0.15)	<u>0.012</u> (0.16)	0.027 (0.15)	0.121 (0.07)	0.273 (0.05)
1.04	0.055 (0.60)	<u>0.022</u> (0.45)	<u>0.004</u> (0.23)	<u>0.007</u> (0.15)	<u>0.013</u> (0.15)	0.032 (0.12)	0.126 (0.06)	0.280 (0.06)
1.06	0.053 (0.49)	<u>0.025</u> (0.41)	<u>0.004</u> (0.23)	<u>0.008</u> (0.15)	<u>0.016</u> (0.17)	0.039 (0.13)	0.140 (0.06)	0.293 (0.06)
1.08	0.049 (0.49)	<u>0.022</u> (0.56)	<u>0.005</u> (0.21)	<u>0.014</u> (0.18)	0.033 (0.13)	0.064 (0.11)	0.169 (0.07)	0.319 (0.05)
1.095	0.149 (0.32)	0.140 (0.34)	0.120 (0.23)	0.121 (0.19)	0.145 (0.16)	0.176 (0.13)	0.274 (0.08)	0.386 (0.06)
1.099	0.541 (0.12)	0.519 (0.14)	0.435 (0.15)	0.350 (0.14)	0.306 (0.14)	0.310 (0.15)	0.317 (0.13)	0.336 (0.11)

Table V: Mean and c.o.v. of $\frac{\|\theta_M - \bar{\theta}\|}{\|\theta_0 - \bar{\theta}\|}$ for Gq -SF2 in a 20-dimensional setting with exponentially distributed service time. Mean values ≤ 0.025 and c.o.v. ≤ 0.10 are marked.

6. CONCLUSIONS

The origin and popularity of the q -Gaussian distribution is based on the notion that it generalizes the Gaussian distribution. This paper builds on this fact, and shows that it also generalizes most of the kernels studied in the context of smoothed functional algorithms. Thus, tuning the parameter q is equivalent to choosing the appropriate smoothing kernel. We have extended the smoothed functional approach for gradient estimation to the q -Gaussian case. Based on this, we developed two-timescale gradient based search procedures that incorporate q -Gaussian smoothing. The convergence of the proposed methods to the stationary points of an associated ODE is proved.

The significance of q -Gaussian smoothing is demonstrated via numerical simulations of a queuing network. The results show that tuning the parameter q along with the smoothing parameter β improves the performance of the algorithm in sense of both its convergence behavior and consistency. Appropriate ranges of q and β are provided, which do not vary much under various modifications of the setting considered. Developing rules for choosing q and β , adaptively, would be an interesting future work. We conclude by noting that the above idea can be extended to derive Hessian estimators using q -Gaussian SFs, and developing Newton based algorithms along these lines.

APPENDIX: Sampling algorithm for multivariate q -Gaussian distribution

The algorithms discussed in the paper require generation of q -Gaussian random vectors, whose individual components are uncorrelated and identically distributed. For $q \rightarrow 1$ (Gaussian), uncorrelated implies independence of the components. Hence, we can use standard algorithms to generate i.i.d. samples. This is typically not possible for q -Gaussians with $q \neq 1$. Thistleton et al. [2007] proposed an algorithm for generating one-dimensional q -Gaussian distributed random variables using generalized Box-Müller transformation. But, there exists no standard algorithm for generating N -variate q -Gaussian random vectors. A method can be obtained by making use of the correspondence between q -Gaussian and Students'- t distributions for $q > 1$. Further, a duality property of q -Gaussians can be used to relate the distributions for $q \in (1, 1 + \frac{2}{N+2})$ and $q \in (-\infty, 1)$. This observation, first made by Vignat and Plastino [2006], is stated below. Based on this, we present a method for sampling N -variate q -Gaussian. We denote the q -Gaussian distribution with q -mean μ_q and q -covariance Σ_q as $\mathcal{G}_q(\mu_q, \Sigma_q)$.

LEMMA A.1. *Let $Y \sim \mathcal{G}_q(0, I_{N \times N})$ for some $q \in (1, 1 + \frac{2}{N+2})$. Then the quantity*

$$X = \frac{\sqrt{\frac{2-q}{N+2-Nq}} Y}{\sqrt{1 + \frac{q-1}{N+2-Nq} Y^T Y}} \sim \mathcal{G}_{q'}(0, I_{N \times N}), \text{ where } q' = \left(1 - \frac{q-1}{(N+4)-(N+2)q}\right).$$

Sampling algorithm for multivariate q -Gaussian distribution

Input: $q \in (-\infty, 1) \cup (1, 1 + \frac{2}{N})$, q -mean $\mu_q \in \mathbb{R}^N$, and q -covariance matrix $\Sigma_q \in \mathbb{R}^{N \times N}$

- 1 Generate N -dimensional standard Gaussian vector $Z \sim \mathcal{N}(0, I_{N \times N})$.
- 2 Generate chi-squared random variate, $a \sim \begin{cases} \chi^2\left(\frac{2(2-q)}{1-q}\right) & \text{for } -\infty < q < 1, \\ \chi^2\left(\frac{N+2-Nq}{q-1}\right) & \text{for } 1 < q < (1 + \frac{2}{N}). \end{cases}$
- 3 Compute $Y = \begin{cases} \sqrt{\frac{N+2-Nq}{1-q}} \frac{Z}{\sqrt{a+Z^T Z}} & \text{for } -\infty < q < 1, \\ \sqrt{\frac{N+2-Nq}{q-1}} \frac{Z}{\sqrt{a}} & \text{for } 1 < q < (1 + \frac{2}{N}). \end{cases}$

Output: $X = (\mu_q + \Sigma_q^{1/2} Y)$, which is a sample from $\mathcal{G}_q(\mu_q, \Sigma_q)$.

REFERENCES

- S. Bhatnagar. 2007. Adaptive Newton-based multivariate smoothed functional algorithms for simulation optimization. *ACM Trans. Model. Comput. Simul.* 18, 1 (2007), 27–62.
- S. Bhatnagar and V. S. Borkar. 1998. Two timescale stochastic approximation scheme for simulation-based parametric optimization. *Prob. Engg. Info. Sci.* 12 (1998), 519–531.
- S. Bhatnagar and V. S. Borkar. 2003. Multiscale chaotic SPSA and smoothed functional algorithms for simulation optimization. *Simulation* 79, 9 (2003), 568–580.
- V. S. Borkar. 2008. *Stochastic approximation: A dynamical systems viewpoint*. Cambridge University Press.
- O. Brandiere. 1998. Some pathological traps for stochastic approximation. *SIAM J. Contr. and Optim.* 36 (1998), 1293–1314.
- M. C. Fu. 2006. Gradient estimation. In *Simulation*. Handbooks in Oper. Res. Man. Sci., Vol. 13. 575–616.
- D. Ghoshdastidar, A. Dukkipati, and S. Bhatnagar. 2012. q -Gaussian based smoothed functional algorithms for stochastic optimization. In *IEEE Int. Symp. Inf. Theory (ISIT)*.
- I. S. Gradshteyn and I. M. Ryzhik. 1994. *Table of Integrals, Series and Products (5th ed.)*. Elsevier.
- M. W. Hirsch. 1989. Convergent activation dynamics in continuous time networks. *Neural Networks* 2 (1989), 331–349.
- V. Y. A. Katkovnik and Y. U. Kulchitsky. 1972. Convergence of a class of random search algorithms. *Auto. Remote Control* 8 (1972), 1321–1326.
- E. Kiefer and J. Wolfowitz. 1952. Stochastic estimation of a maximum regression function. *Ann. Math. Statist.* 23 (1952), 462–466.
- J. Kreimer and R. Y. Rubinstein. 1988. Smoothed functionals and constrained stochastic approximation. *SIAM J. Numer. Anal.* 25, 2 (1988), 470–487.
- J. Kreimer and R. Y. Rubinstein. 1992. Nondifferentiable optimization via smooth approximation: General analytical approach. *Ann. Oper. Res.* 39, 1 (1992), 97–119.
- H. J. Kushner and D. S. Clark. 1978. *Stochastic approximation methods for constrained and unconstrained systems*. Springer-Verlag, New York.
- P. L'Ecuyer and P. W. Glynn. 1994. Stochastic optimization by simulation: Convergence proofs for the GI/G/1 queue in steady state. *Man. Sci.* 40, 11 (1994), 1562–1578.
- D. Prato and C. Tsallis. 1999. Nonextensive foundation of Lévy distributions. *Phy. Rev. E* 60 (1999), 2398.
- H. Robbins and S. Monro. 1951. A stochastic approximation method. *Ann. Math. Statist.* 22, 3 (1951), 400–7.
- R. Y. Rubinstein. 1981. *Simulation and Monte-Carlo method*. John Wiley, New York.
- D. Ruppert. 1985. A Newton-Raphson version of the multivariate Robbins-Monro procedure. *Ann. Statistics* 13 (1985), 236–245.
- A. H. Sato. 2010. q -Gaussian distributions and multiplicative stochastic processes for analysis of multiple financial time series. *J. Phys. Conf. Series* 201, 012008 (2010).
- P. J. Schweitzer. 1968. Perturbation theory and finite Markov chains. *J. Appl. Prob.* (1968), 401–413.
- J. C. Spall. 1992. Multivariate stochastic approximation using a simultaneous perturbation gradient approximation. *IEEE Trans. Auto. Ctrl.* 37, 3 (1992), 332–334.
- J. C. Spall. 2000. Adaptive stochastic approximation by the simultaneous perturbation method. *IEEE Trans. Auto. Ctrl.* 45 (2000), 1839–1853.
- M. A. Styblinski and T. S. Tang. 1990. Experiments in nonconvex optimization: Stochastic approximation with function smoothing and simulated annealing. *Neural Networks* 3, 4 (1990), 467–483.
- R. Suri. 1987. Infinitesimal perturbation analysis for general discrete event systems. *J. ACM* 34, 3 (1987).
- H. Suyari. 2005. Law of error in Tsallis statistics. *IEEE Trans. Info. Theory* 51, 2 (2005), 753–757.
- W. J. Thistleton, J. A. Marsh, K. Nelson, and C. Tsallis. 2007. Generalized Box-Muller method for generating q -Gaussian random deviates. *IEEE Trans. Info. Theory* 53, 12 (2007), 4805–4810.
- C. Tsallis. 1988. Possible generalization of Boltzmann-Gibbs statistics. *J. Stat. Phys.* 52, 1-2 (1988), 479–487.
- C. Tsallis, R. S. Mendes, and A. R. Plastino. 1998. The role of constraints within generalized nonextensive statistics. *Physica A* 261, 3–4 (1998), 534–554.
- F. J. Vazquez-Abad and H. J. Kushner. 1992. Estimation of the derivative of a stationary measure with respect to a control parameter. *J. App. Prob.* 29 (1992), 343–352.
- C. Vignat and A. Plastino. 2006. Poincaré's observation and the origin of Tsallis generalized canonical distributions. *Physica A* 365, 1 (2006), 167–172.
- C. Vignat and A. Plastino. 2007. Central limit theorem and deformed exponentials. *J. Phy. A* 20, 45 (2007).
- D. Williams. 1991. *Probability with martingales*. Cambridge University Press.