

# Markovian kinetic equation approach to electron transport through quantum dot coupled to superconducting leads

Daniel S. Kosov<sup>1,2</sup>, Tomaž Prosen<sup>3</sup>, and Bojan Žunkovič<sup>3</sup>

<sup>1</sup> *School of Engineering and Physical Sciences, James Cook University, Townsville, QLD, 4811, Australia*

<sup>2</sup> *Department of Physics, Université Libre de Bruxelles, Campus Plaine, CP 231, Blvd du Triomphe, B-1050 Brussels, Belgium*

<sup>3</sup> *Department of Physics, Faculty of Mathematics and Physics, University of Ljubljana, Jadranska 19, SI-1000 Ljubljana, Slovenia*

(Dated: July 19, 2022)

We present a derivation of Markovian master equation for the out of equilibrium quantum dot connected to two superconducting reservoirs, which are described by the Bogoliubov-de Gennes Hamiltonians and have the chemical potentials, the temperatures, and the complex order parameters as the relevant quantities. We consider a specific example in which the quantum dot is represented by the Anderson impurity model and study the transport properties, proximity effect and Andreev bound states in equilibrium and far from equilibrium setups.

## I. INTRODUCTION

Recent advancements of experimental techniques make it possible to fabricate nano-electronic devices where a quantum dot is connected to two superconducting electrodes.<sup>1</sup> Below the critical temperature, the electrons form a superconducting condensate (in other words, a single macroscopic quantum state). Therefore, in the case where the electrodes are superconducting, the quantum dot setup allows to study the single electron tunneling between two condensates held at different chemical potentials, temperatures, or being forced to have different order parameters (e.g. different phases of the anomalous electron density). The mixture of different physical phenomena, such as single electron tunneling, quantum phase transition and macroscopic condensation, opens the possibilities to study the fundamental physics.<sup>2</sup> Most of the theoretical research that has been done so far has been employing Keldysh nonequilibrium Green's functions (NEGF) or scattering theory type approaches.<sup>3-5</sup>

The electron transport through a quantum dot involves three different energy scales: the tunneling coupling between the dot and the electrodes, the strength of electronic correlations inside the dot, and the order parameter for the superconducting state in the electrodes. NEGF and scattering theory are able to treat the tunneling coupling exactly, but they usually fully neglect correlations inside the dot or rely on mean field or perturbation theory to treat them. Here we develop an approach which is based on the Markovian quantum master equation<sup>6,7</sup>. The master equation approach to quantum transport works in the opposite regime – it can treat the correlations inside the dot very accurately (even exactly in the case of model systems) but the tunneling is usually considered in the Born-Markov approximation. Such an approach has been proved very useful for treating non-equilibrium transport problem in various quantum systems<sup>8-19</sup>. It was also applied to superconducting systems<sup>20</sup>, where the proximity effect in one dimensional wires was studied. A Lindblad master equation with quadratic Lindblad operators was obtained in the mean field approximation by mapping the many body super-operator to a single particle form<sup>21</sup>. We note that a consistent treatment of the baths in the master equation approach poses many delicate issues<sup>22</sup> (see e.g. also discussion in Ref.<sup>15</sup>).

Here we present a derivation of the master equation in the case when the electrodes are described by Bogoliubov-de Gennes Hamiltonians and then apply it to the non-equilibrium superconducting Anderson impurity model. We study in detail the transport properties of the model and the proximity effect in quantum dot. Three different regimes are considered. First, we focus on the generic case  $2\epsilon + U \neq 0$ , where  $\epsilon$  is the resonance level energy and  $U$  the interaction strength, where an exact, analytic expression for the steady state is found. In the particle-hole symmetric regime  $2\epsilon + U = 0$  we consider two cases, namely a dissipative one  $\Delta < |\epsilon \pm \mu/2|$  and a non-dissipative one  $\Delta > |\epsilon \pm \mu/2|$ , where  $\mu$  is the chemical potential bias and  $\Delta$  the magnitude of the superconducting order parameter. In the dissipative case the phase difference dependent non-equilibrium particle current, the energy current and the proximity effect are obtained. In the non-dissipative case, the Josephson current originating from the Andreev bound states is discussed. The energies of the Andreev bound states and the corresponding particle current are obtained for arbitrary superconducting order parameter  $\Delta$  and onsite energy level of the quantum dot  $\epsilon$ .

The paper is organized as follows. In Sec. II, we derive the master equation for a quantum system connected to superconducting baths, and then specialize on the specific derivation for the out of equilibrium Anderson impurity model connected to the two superconducting leads. In Sec. III, we present the numerical and analytical solutions of the master equation for the model cases. Conclusions are given in Sec. IV. We use natural dimensionless units throughout the paper, in which  $\hbar = k_B = |e| = 1$ , where  $-e$  is the electron charge.

## II. MARKOVIAN MASTER EQUATION FOR A QUANTUM DOT CONNECTED TO THE SUPERCONDUCTING BATHS

We begin with the outline of a general derivation of the Lindblad master equation.<sup>22</sup> The complete Hamiltonian of the quantum dot and metal electrodes is divided into three parts

$$H = H_S + H_B + H_I, \quad (1)$$

where  $H_B$  denotes collectively the Hamiltonians for two electrodes (the bath),  $H_S$  is the quantum dot Hamiltonian (the system), and  $H_I$  is the interaction between the quantum dot and the electrodes. The interaction can always be represented in the following separable form

$$H_I = \sum_{\alpha}' (A_{\alpha} B_{\alpha} + A_{\alpha}^{\dagger} B_{\alpha}^{\dagger}) = \sum_{\alpha} A_{\alpha} B_{\alpha}, \quad (2)$$

where the operators  $A_{\alpha}$  (acting on the system) and  $B_{\alpha}$  (acting on the bath) commute  $[A_{\alpha}, B_{\alpha'}] = 0$ . The second sum over  $\alpha$  includes both  $A_{\alpha}$ ,  $B_{\alpha}$ , and their Hermitian conjugates,  $A_{\bar{\alpha}} \equiv A_{\alpha}^{\dagger}$ ,  $B_{\bar{\alpha}} \equiv B_{\alpha}^{\dagger}$ . The density matrix of the complete system satisfies the standard von Neumann equation. By tracing out the bath degrees of freedom and using the Born-Markov approximations, we obtain the Lindblad master equation for the reduced density matrix of the system<sup>22</sup>

$$\frac{d\rho_S(\tau)}{d\tau} = -i[H_{LS}, \rho_S(\tau)] + \hat{\mathcal{D}}\rho_S(\tau), \quad (3)$$

$$H_{LS} = \sum_{\omega} \sum_{\alpha, \beta} S_{\alpha\beta}(\omega) \hat{\Pi}_{-\omega}(A_{\alpha}) \hat{\Pi}_{\omega}(B_{\beta}), \quad (4)$$

$$\mathcal{D}\rho_S(\tau) = \sum_{\omega} \sum_{\alpha, \beta} \gamma_{\alpha\beta}(\omega) \left( 2\hat{\Pi}_{\omega}(B_{\beta})\rho_S(\tau)\hat{\Pi}_{-\omega}(A_{\alpha}) - \left\{ \hat{\Pi}_{-\omega}(A_{\alpha})\hat{\Pi}_{\omega}(B_{\beta}), \rho_S(\tau) \right\} \right),$$

where  $[\bullet, \bullet]$  denotes the commutator and  $\{\bullet, \bullet\}$  the anticommutator. The super-operators  $\hat{\Pi}_{\omega}$  are projection super-operators on the eigenoperators of the system Hamiltonian  $H_S$  and are defined as

$$\hat{\Pi}_{\omega}(O_S) = \sum_{\epsilon' - \epsilon = \omega} |\epsilon\rangle\langle\epsilon| O_S |\epsilon'\rangle\langle\epsilon'|, \quad (5)$$

where  $|\epsilon\rangle\langle\epsilon|$  are the projection operators on the possibly degenerate subspace of the system with the energy  $\epsilon$  ( $H_S|\epsilon\rangle = \epsilon|\epsilon\rangle$ ) and  $O_S$  is an arbitrary operator acting on the system. Note, that the equation (3) can be brought to a standard Lindblad form since the matrix  $\gamma_{\alpha, \beta}$  is Hermitian and positive semi-definite<sup>22</sup>. In the derivation of the equation (3) we use the following relations

$$\hat{\Pi}_{\omega}(O_S)(\tau) = e^{-i\omega\tau} \hat{\Pi}_{\omega}(O_S) \quad (\hat{\Pi}_{\omega}(O_S)(\tau))^{\dagger} = e^{i\omega\tau} \hat{\Pi}_{-\omega}(O_S^{\dagger}). \quad (6)$$

The functions  $S_{\alpha\beta}(\omega)$  and  $\gamma_{\alpha\beta}(\omega)$  are computed from the bath correlation function

$$\Gamma_{\alpha\beta}(\omega) = \Gamma(B_{\alpha}, B_{\beta}|\omega) = \int_0^{\infty} e^{i\omega s} ds \langle B_{\alpha}(\tau) B_{\beta}(\tau - s) \rangle_B = \gamma_{\alpha\beta}(\omega) + iS_{\alpha\beta}(\omega), \quad (7)$$

$$\gamma_{\alpha\beta}(\omega) = \gamma(B_{\alpha}, B_{\beta}|\omega) = \frac{1}{2} \left( \Gamma_{\alpha\beta}(\omega) + \Gamma_{\beta\bar{\alpha}}^*(\omega) \right), \quad (8)$$

$$S_{\alpha\beta}(\omega) = S(B_{\alpha}, B_{\beta}|\omega) = \frac{1}{2i} \left( \Gamma_{\alpha\beta}(\omega) - \Gamma_{\beta\bar{\alpha}}^*(\omega) \right). \quad (9)$$

Let us apply the above consideration to a specific model, shown in Fig. 1. We consider a quantum dot connected to two uncorrelated one-dimensional superconducting leads described by the Bogoliubov-de Gennes Hamiltonian

$$H_B = \sum_k \epsilon_k (b_{k,\uparrow}^{\dagger} b_{k,\uparrow} + b_{-k,\downarrow}^{\dagger} b_{-k,\downarrow}) + \Delta (e^{i\phi} b_{-k,\downarrow} b_{k,\uparrow} + e^{-i\phi} b_{k,\uparrow}^{\dagger} b_{-k,\downarrow}^{\dagger}). \quad (10)$$

Here  $b_{k,\sigma}^{\dagger}/b_{k,\sigma}$  are creation/annihilation operators for electron with spin  $\sigma = \uparrow, \downarrow$  and single-particle energy  $\epsilon_k$ ,  $\Delta e^{i\phi}$  is the complex order parameter, which governs the superconducting properties of the leads. The index  $k$  runs over the modes of the left and right leads and  $\Delta$  and phase  $\phi$  may have different values for the left and right leads (but we do

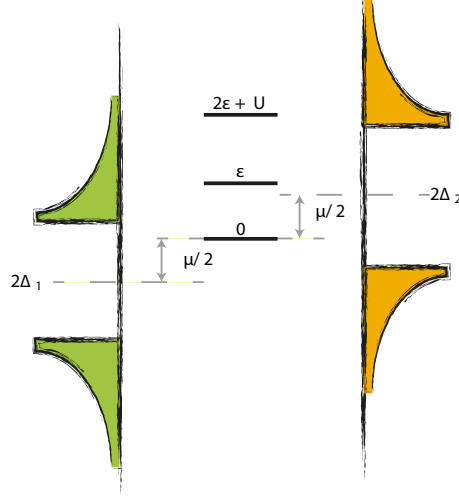


Figure 1: Schematic illustration of the out equilibrium superconducting Anderson impurity model: one spin-degenerate level with local electronic repulsion  $U$  is connected to two superconducting semi-infinite leads described by the Bogoliubov-de Gennes Hamiltonians.

not wish to burden the notation with additional indices). The quantum dot consists of one spin-degenerate level with on-site energy  $\epsilon$  and with local Coulomb interaction  $U > 0$ :

$$H_S = \epsilon \sum_{\sigma} n_{\sigma} + U n_{\uparrow} n_{\downarrow}, \quad (11)$$

where  $n_{\sigma} = a_{\sigma}^{\dagger} a_{\sigma}$  is the number operator for electrons with spin  $\sigma$  in the quantum dot. Here  $a_{\sigma}^{\dagger}$  and  $a_{\sigma}$  are creation and annihilation operators in the quantum dot. The interaction between the quantum dot and the superconducting leads is taken to be in the standard tunneling form

$$H_I = \sum_{k\sigma} t_{k,\sigma} (b_{k,\sigma}^{\dagger} a_{\sigma} + a_{\sigma}^{\dagger} b_{k,\sigma}). \quad (12)$$

Note, that the creation and the annihilation operators in the bath and in the system anticommute  $\{a_{\sigma}^{(\dagger)}, b_{k,\sigma'}^{(\dagger)}\} = 0$ . To make the connection with the master equation derived above (3), where we have assumed that the system and bath operators in  $H_I$  commute with each other, we perform a Jordan-Wigner rotation of fermionic creation and annihilation operators. Namely, we identify the operators in the interaction part of the Hamiltonian  $H_I$  as  $A_{\alpha} = a_{\sigma} P_B$  acting on the system and the corresponding  $B_{\alpha} = t_{k,\sigma} b_{k,\sigma}^{\dagger} P_B$  acting on the bath, where  $P_B = \exp\left(i\pi \sum_{k,\sigma} b_{k,\sigma}^{\dagger} b_{k,\sigma}\right)$  is the parity operator in the bath and  $\alpha = (k, \sigma)$ . The parity operator satisfies the following (anti)commutation relations

$$[a_{\sigma}^{(\dagger)}, P_B] = 0, \quad \{b_{k,\sigma}^{(\dagger)}, P_B\} = 0 \quad (13)$$

to ensure that  $A_{\alpha}$  and  $B_{\alpha'}$  commute

$$[A_{\alpha}, B_{\alpha'}] = [a_{\sigma} P_B, t_{k,\sigma} b_{k,\sigma'}^{\dagger} P_B] = t_{k,\sigma} (a_{\sigma} P_B b_{k,\sigma'}^{\dagger} P_B - b_{k,\sigma'}^{\dagger} P_B a_{\sigma} P_B) = t_{k,\sigma} (a_{\sigma} P_B b_{k,\sigma'}^{\dagger} P_B - a_{\sigma} P_B b_{k,\sigma'}^{\dagger} P_B) = 0. \quad (14)$$

The interaction part of the Hamiltonian can be written as

$$\begin{aligned} H_I &= \sum_{k\sigma} t_{k,\sigma} \left( (b_{k,\sigma}^{\dagger} P_B) (P_B a_{\sigma}) + (a_{\sigma}^{\dagger} P_B) (P_B b_{k,\sigma}) \right) = \sum_{\alpha=(j,\sigma)} (A_{\alpha} B_{\alpha} + A_{\alpha}^{\dagger} B_{\alpha}^{\dagger}) \\ &= \sum_{\alpha=(k,\sigma)} (A_{\alpha} B_{\alpha} + A_{\bar{\alpha}} B_{\bar{\alpha}}) = \sum_{\alpha=(k,\sigma,\dagger)} A_{\alpha} B_{\alpha}. \end{aligned} \quad (15)$$

Now we can calculate the correlation matrices (7) for our model (see Appendix A). In order to obtain the dissipative part of the dynamics we have to find the projectors of the operators  $A_{\alpha}$  on the eigenoperators of the Hamiltonian as

well. The eigenstates and the corresponding eigenvalues of the dot Hamiltonian are denoted as follows

<i>States</i>	$ 0\rangle$	$ \uparrow\rangle = a_{\uparrow}^{\dagger} 0\rangle$	$ \downarrow\rangle = a_{\downarrow}^{\dagger} 0\rangle$	$ \uparrow\downarrow\rangle = a_{\uparrow}^{\dagger}a_{\downarrow}^{\dagger} 0\rangle$
<i>Eigenvalues</i>	0	$\epsilon$	$\epsilon$	$2\epsilon + U$

(16)

Here the state  $|0\rangle$  denotes the particle vacuum. Hence, the nonzero projections of the operators  $A_{\alpha}$  on the eigenspace of the Hamiltonian are

$$\begin{aligned}\hat{\Pi}_{\epsilon}(a_{\sigma}P_{\text{B}}) &= |0\rangle\langle\sigma|, & \hat{\Pi}_{\epsilon+U}(a_{\sigma}P_{\text{B}}) &= s_{\sigma}|\bar{\sigma}\rangle\langle\uparrow\downarrow|, \\ \hat{\Pi}_{-\epsilon}(P_{\text{B}}a_{\sigma}^{\dagger}) &= |\sigma\rangle\langle 0|, & \hat{\Pi}_{-\epsilon-U}(P_{\text{B}}a_{\sigma}^{\dagger}) &= s_{\sigma}|\uparrow\downarrow\rangle\langle\bar{\sigma}|,\end{aligned}\tag{17}$$

were  $s_{\uparrow} = 1$ ,  $s_{\downarrow} = -1$ . Inserting the above projections (17) and the correlation functions calculated in the Appendix A into the master equation (3) we obtain the dissipative part of the Liouvillean of the quantum dot connected to a superconducting reservoir

$$\begin{aligned}\hat{\mathcal{D}}^{(1)}(\rho) &= \sum_{\sigma} \left( \gamma^{(1)}(-\epsilon) (2|\sigma\rangle\langle 0|\rho|0\rangle\langle\sigma| - \{|0\rangle\langle 0|, \rho\}) \right. \\ &\quad + \gamma^{(1)}(-\epsilon - U) (2|\uparrow\downarrow\rangle\langle\bar{\sigma}|\rho|\bar{\sigma}\rangle\langle\uparrow\downarrow| - \{|\bar{\sigma}\rangle\langle\bar{\sigma}|, \rho\}) \\ &\quad + \gamma^{(1)}(\epsilon) (2|0\rangle\langle\sigma|\rho|\sigma\rangle\langle 0| - \{|\sigma\rangle\langle\sigma|, \rho\}) \\ &\quad \left. + \gamma^{(1)}(\epsilon + U) (2|\bar{\sigma}\rangle\langle\uparrow\downarrow|\rho|\uparrow\downarrow\rangle\langle\bar{\sigma}| - \{|\uparrow\downarrow\rangle\langle\uparrow\downarrow|, \rho\}) \right)\end{aligned}\tag{18}$$

and the Lamb shift term (see Ref.<sup>22</sup> for the definition) in the Hamiltonian

$$H_{\text{LS}}^{(1)} = \sum_{\sigma} \left( S^{(1)}(-\epsilon)|0\rangle\langle 0| + S^{(1)}(-\epsilon - U)|\bar{\sigma}\rangle\langle\bar{\sigma}| + S^{(1)}(\epsilon)|\sigma\rangle\langle\sigma| + S^{(1)}(\epsilon + U)|\uparrow\downarrow\rangle\langle\uparrow\downarrow| \right).\tag{19}$$

In the particle-hole symmetric case ( $2\epsilon + U = 0$ ) we have an additional contribution to the dissipators

$$\begin{aligned}\hat{\mathcal{D}}^{(2)}(\rho) &= \sum_{\sigma} \left( \gamma^{(2)}(\epsilon) (2|\uparrow\downarrow\rangle\langle\sigma|\rho|\sigma\rangle\langle 0|) \right. \\ &\quad + \gamma^{(2)}(-\epsilon) (2|\bar{\sigma}\rangle\langle 0|\rho|\uparrow\downarrow\rangle\langle\bar{\sigma}| - \{|\uparrow\downarrow\rangle\langle 0|, \rho\}) \\ &\quad + \gamma^{(2)*}(\epsilon) (2|0\rangle\langle\bar{\sigma}|\rho|\bar{\sigma}\rangle\langle\uparrow\downarrow|) \\ &\quad \left. + \gamma^{(2)*}(-\epsilon) (2|\sigma\rangle\langle\uparrow\downarrow|\rho|0\rangle\langle\sigma| - \{|0\rangle\langle\uparrow\downarrow|, \rho\}) \right).\end{aligned}\tag{20}$$

Similarly, we get the additional term in the Lamb shift

$$H_{\text{LS}}^{(2)} = 2 \left( S^{(2)}(-\epsilon)|\uparrow\downarrow\rangle\langle 0| + S^{(2)*}(-\epsilon)|0\rangle\langle\uparrow\downarrow| \right).\tag{21}$$

For the sake of simplicity the above expressions for dissipators and the Lamb shifts are written for one bath only. The contribution of the second bath is identical and additive, so the total dissipator and the Lamb shift become

$$\begin{aligned}\hat{\mathcal{D}} &= \hat{\mathcal{D}}_{\text{L}} + \hat{\mathcal{D}}_{\text{R}}, & H_{\text{LS}} &= H_{\text{LS,L}} + H_{\text{LS,R}}, \\ \hat{\mathcal{D}}_{\nu} &= \hat{\mathcal{D}}_{\nu}^{(1)} + \hat{\mathcal{D}}_{\nu}^{(2)}, & H_{\text{LS},\nu} &= H_{\text{LS},\nu}^{(1)} + H_{\text{LS},\nu}^{(2)},\end{aligned}\tag{22}$$

where  $\nu = \text{L,R}$ . Note that in our treatment of the reservoirs the broadening of the systems energy levels due to the coupling to the leads is neglected, i.e. the levels are infinitely narrow. The broadening can be included by hand setting for example  $\eta = \Gamma$  (see Appendix A) or by self-consistent treatment of the master equation as suggested in Ref.<sup>23</sup>.

### III. SOLUTION OF THE MASTER EQUATION

#### A. Nondenerate quantum dot: $2\epsilon + U \neq 0$

In this case we need to take into account only the first part of the dissipator ( $\hat{\mathcal{D}}^{(1)}$ ), Eq. (18). The subindex  $\nu = \text{L,R}$  in the correlation functions  $\gamma_{\nu}^{(j)}$  and  $S_{\nu}^{(j)}$  denotes different baths. The steady state in this case can be found

analytically

$$\begin{aligned}
\rho_{\text{NESS}} &= (\rho_0|0\rangle\langle 0| + \rho_1(|\uparrow\rangle\langle\uparrow| + |\downarrow\rangle\langle\downarrow|) + \rho_2|\uparrow\downarrow\rangle\langle\uparrow\downarrow|)/(\rho_0 + 2\rho_1 + \rho_2), \\
\rho_0 &= \left(\gamma_{\text{L}}^{(1)}(\epsilon) + \gamma_{\text{R}}^{(1)}(\epsilon)\right) \left(\gamma_{\text{L}}^{(1)}(U + \epsilon) + \gamma_{\text{R}}^{(1)}(U + \epsilon)\right), \\
\rho_1 &= \left(\gamma_{\text{L}}^{(1)}(-\epsilon) + \gamma_{\text{R}}^{(1)}(-\epsilon)\right) \left(\gamma_{\text{L}}^{(1)}(U + \epsilon) + \gamma_{\text{R}}^{(1)}(U + \epsilon)\right), \\
\rho_2 &= \left(\gamma_{\text{L}}^{(1)}(-\epsilon) + \gamma_{\text{R}}^{(1)}(-\epsilon)\right) \left(\gamma_{\text{L}}^{(1)}(-U - \epsilon) + \gamma_{\text{R}}^{(1)}(-U - \epsilon)\right).
\end{aligned} \tag{23}$$

The main quantities we want to observe are the particle and energy currents. We define it, respectively, as a change of the number of particles in the system, or the system's energy, due to the interaction with the left bath

$$J^n = \hat{\mathcal{D}}_{\text{L}}^{\text{H}}(n) + \text{i}[H_{\text{LS,L}}, n], \quad n = \sum_{\sigma} a_{\sigma}^{\dagger} a_{\sigma}, \tag{24}$$

$$J^e = \hat{\mathcal{D}}_{\text{L}}^{\text{H}}(H_{\text{S}}) + \text{i}[H_{\text{LS,L}}, H_{\text{S}}], \tag{25}$$

where the superscript H denotes the Heisenberg representation of the superoperator  $\hat{\mathcal{D}}_{\text{L}}^{\text{H}}$ . The particle current and the energy current operator simplify to

$$J^n = \sum_{\sigma} \left(-4\gamma_{\text{L}}^{(1)}(-\epsilon)|0\rangle\langle 0| + \left(-2\gamma_{\text{L}}^{(1)}(-\epsilon - U) + 2\gamma_{\text{L}}^{(1)}(\epsilon)\right) |\sigma\rangle\langle\sigma| + 4\gamma_{\text{L}}^{(1)}(\epsilon + U)|\uparrow\downarrow\rangle\langle\uparrow\downarrow|\right), \tag{26}$$

and

$$J^e = \sum_{\sigma} \left(-4\epsilon\gamma_{\text{L}}^{(1)}(-\epsilon)|0\rangle\langle 0| + \left(-2U\gamma_{\text{L}}^{(1)}(-\epsilon - U) + 2\epsilon\gamma_{\text{L}}^{(1)}(\epsilon)\right) |\sigma\rangle\langle\sigma| + 4(U + \epsilon)\gamma_{\text{L}}^{(1)}(\epsilon + U)|\uparrow\downarrow\rangle\langle\uparrow\downarrow|\right), \tag{27}$$

where the subscript (L) denotes the left bath. The expectation values of the currents in the steady state (23) are

$$\begin{aligned}
\langle J^n \rangle &= -4 \left(\rho_0\gamma_{\text{L}}^{(1)}(-\epsilon) + \rho_1 \left(\gamma_{\text{L}}^{(1)}(-\epsilon - U) - \gamma_{\text{L}}^{(1)}(\epsilon)\right) - \rho_2\gamma_{\text{L}}^{(1)}(\epsilon + U)\right) / (\rho_0 + 2\rho_1 + \rho_2), \\
\langle J^e \rangle &= -4 \left(\epsilon\rho_0\gamma_{\text{L}}^{(1)}(-\epsilon) + \rho_1 \left(U\gamma_{\text{L}}^{(1)}(-\epsilon - U) - \epsilon\gamma_{\text{L}}^{(1)}(\epsilon)\right) - \rho_2(U + \epsilon)\gamma_{\text{L}}^{(1)}(\epsilon + U)\right) / (\rho_0 + 2\rho_1 + \rho_2).
\end{aligned} \tag{28}$$

The chemical potential is included by replacing  $\epsilon \rightarrow \epsilon \pm \mu/2$  in the left (+) and the right (-) bath correlation functions. The qualitative behavior of the current (and the differential conductance) can entirely be explained by the electronic density of states in the superconducting leads (superconducting density of states - SDOS),

$$\rho_{\text{L}}(\omega) = \Theta(|\omega| - \Delta)|\omega|/\sqrt{\omega^2 - \Delta^2}, \tag{29}$$

where  $\Theta(\omega)$  is the Heaviside step function (shown in Fig. 1). The coupling strength to the baths  $\gamma_{\text{L,R}}^{(1)}$  is proportional to the SDOS, as shown in the Appendix A. Hence, the main features of SDOS, a gap  $2\Delta$  where the electronic density of states is zero and a divergence at the border of the gap, are reflected in the current-voltage characteristics (see Fig. 2) and the differential conductance  $G = \partial\langle J^n \rangle/\partial\mu$  map (see Fig. 3). Far from the gap, i.e. when  $\Delta_{\text{L,R}} \ll |\epsilon \pm \mu/2|$  and  $\Delta_{\text{L,R}} \ll |\epsilon \pm \mu/2 + U|$ , the current approaches the value calculated for the normal leads. As we approach the superconducting gap (by changing the chemical  $\mu$  potential or the onsite energy in the dot  $\epsilon$ ) we observe a peak in the differential conductance when one set of the following conditions is satisfied

$$\omega = \Delta_{\text{L}} - \mu/2 \text{ and } \omega \leq -\Delta_{\text{R}} + \mu/2 \text{ or } \omega \geq \Delta_{\text{L}} - \mu/2 \text{ and } \omega = -\Delta_{\text{R}} + \mu/2, \tag{30}$$

where  $\omega = \epsilon$  or  $\omega = \epsilon + U$  is the transition frequency between the subsequent levels of the dot. The conditions (30) are valid if  $\mu > 0$ , for  $\mu < 0$  the roles of the baths are exchanged ( $\Delta_{\text{L}} \leftrightarrow \Delta_{\text{R}}$ ). After the peak we observe negative differential conductance as a consequence of the decreasing density of states. It is also interesting to look at the Cooper pair density in the quantum dot, which is sometimes called the proximity effect, since the superconductivity in the system (in this case the quantum dot) is induced by the proximity of the superconductor, namely the tunneling of cooper pairs from the superconducting leads to the system. However, in the steady state the density matrix has no coherences. Therefore, the Cooper pair density in the quantum dot vanishes in the case ( $2\epsilon + U \neq 0$ ).

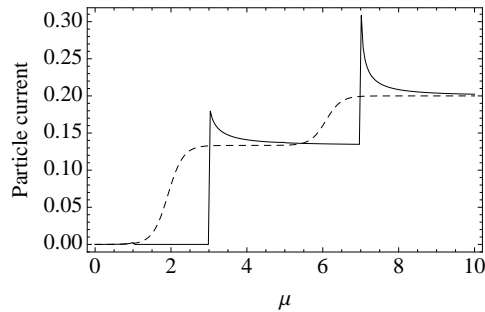


Figure 2: Current-voltage characteristics of the Anderson impurity. Dashed line corresponds to the normal leads ( $\Delta_{L,R} = 0$ ) and the full line corresponds to superconducting leads ( $\Delta_{L,R} = 0.5$ ). The first step at  $\mu = 2\epsilon$  is twice as high than the second step at  $\mu = 2(\epsilon + U)$  due to the spin degeneracy of the singly occupied level. The shift of the step by  $2\Delta$  and the negative differential conductance are a consequence of the SDOS. Other model parameters:  $\epsilon = 1, U = 2, T_{L,R} = 0.1, \Gamma = 0.1$ .

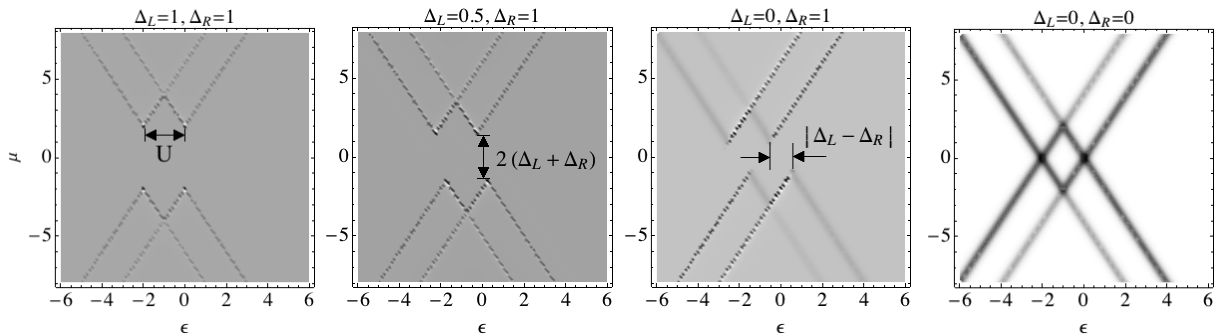


Figure 3: Density plot of differential conductance ( $G = \partial\langle J^n \rangle / \partial\mu$ ) as a function of the level position  $\epsilon$  and the bias voltage (chemical potential difference)  $\mu$ , for different values of the order parameters  $\Delta_{L,R}$  (indicated on top of each panel). The characteristic distances denoted in the first three panels are calculated from the equation (30). Dark/light gray represent high/low values of differential conductance  $G$  with, in each plot, suitably adjusted relative scale. Other model parameters:  $U = 2, T_{L,R} = 0.1, \Gamma = 0.1$ .

### B. Particle-hole symmetric case $2\epsilon + U = 0$

As noted before, in the symmetric case ( $2\epsilon + U = 0$ ) an additional nontrivial term appears in the Lindblad master equation, which is not present for non superconducting leads. It turns out, that the phase of the superconducting order parameters in the leads enters through this, second part of the dissipator. An analytic solution in this case is cumbersome, since the populations are now coupled to the coherences through the extra dissipator, therefore we rely on numerical calculations to find the exact steady state. First we consider the case when the level is not in the superconducting gap  $|\epsilon \pm \mu/2| > \Delta_{L,R}$ . It is interesting, that in equilibrium we have no particle current although the superconducting parameters in the left and the right lead have a different phase. However, in out of equilibrium state the currents depend on the difference of the superconducting phases in the leads. Moreover, a finite non-equilibrium proximity effect  $\Delta_{\text{dot}} e^{i\phi_{\text{dot}}} = \langle a_{\uparrow} a_{\downarrow} \rangle$  is obtained (see Fig. 5). We examine the proximity effect in Fig. 5, where we show the dependence of the phase  $\phi_{\text{dot}}$  and the amplitude  $\Delta_{\text{dot}}$  of the complex order parameter in the quantum dot on the superconducting phase difference  $\Delta\phi$ . Two different regimes are considered, namely the small bias voltage regime  $\mu < 2(|\epsilon| + \Delta)$ , where  $\Delta_L = \Delta_R = \Delta$ , and the large bias voltage regime  $\mu > 2(|\epsilon| + \Delta)$ . If we change the chemical potential difference from small to large bias we observe a phase flip, which is  $\pi$ -shift in the phase dependence of the order parameter in the quantum dot. For zero bias voltage the phase profile is linear and it is antisymmetric under the reflection around the point  $(\Delta\phi, \phi_{\text{dot}}) = (\pi, \pi)$ . This symmetry in the phase dependence  $\phi_{\text{dot}}(\Delta\phi)$  is present whenever the temperature difference or the chemical potential difference between the baths is zero.

When a narrow dot level (i.e. when the life time of the electron on the level is much larger than  $1/2\Delta$ ) is placed inside of the superconducting gap below the chemical potential of the baths no dissipative processes are present, however, we get a finite non-dissipative particle current, which comes from the distortion of the Hamiltonian due to

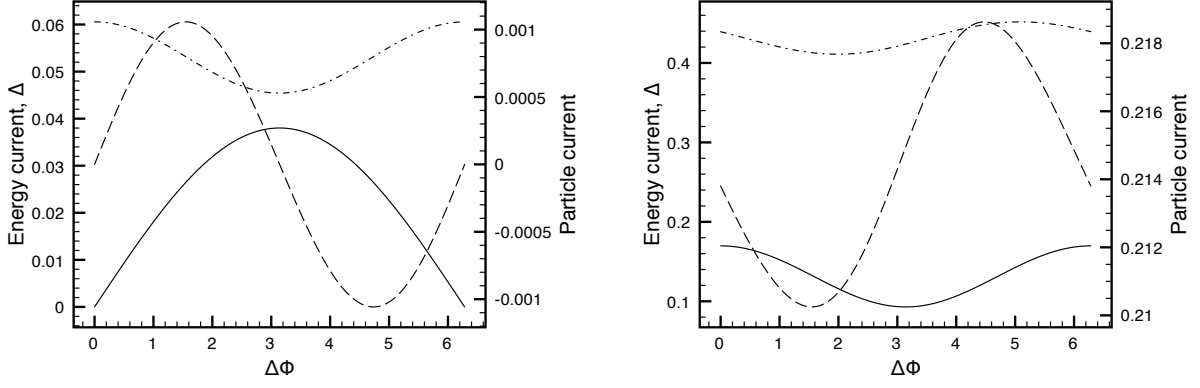


Figure 4: Out of equilibrium phase difference  $\Delta\phi = \phi_L - \phi_R$  dependent particle current  $\langle J^n \rangle$  (dashed line), energy current  $\langle J^e \rangle$  (dash dotted line) and proximity effect ( $\Delta_{\text{dot}} = |\langle a_\uparrow a_\downarrow \rangle|$ , full line). The left panel is for  $\mu = 0, T_L = 0.2, T_R = 1$  and the right panel is for  $\mu = 4, T_{L,R} = 0.2$ . Note, that if  $T_L = T_R$  and  $\mu = 0$  the particle current, energy current, and the Cooper pair density in the quantum dot vanish. Other model parameters:  $2\epsilon = -U = -2, \Gamma = 0.1, \Delta_{L,R} = 0.5$ .

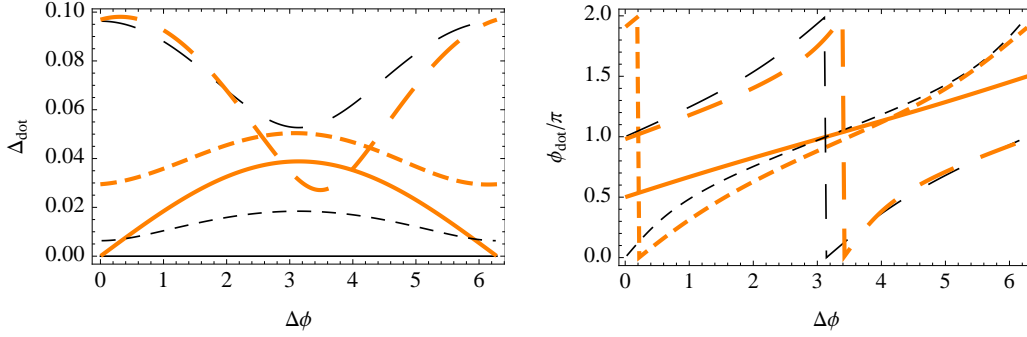


Figure 5: The proximity effect in quantum dot  $\Delta_{\text{dot}} e^{i\phi_{\text{dot}}} = \langle a_\uparrow a_\downarrow \rangle$  for various regimes. The color and thickness distinguishes between the temperatures of the right bath (thin, black)  $T_R = 1$ , (thick, orange)  $T_R = 0.1$  and the dasheding represents the chemical potential  $\mu = 0$ , (small dashed lines)  $\mu = 0.5$ , (large dashed lines)  $\mu = 4$ . Other model parameters:  $\epsilon = -1, \Gamma = 0.1, T_L = 1, \Delta_{L,R} = 0.5$ .

the coupling to the baths i.e. from the Lamb shift. The modified Hamiltonian in the described case is

$$H_{\text{sym}} = \begin{pmatrix} 2S^{(1)}(-\epsilon) & 0 & 0 & 2S^{(2)*}(-\epsilon) \\ 0 & \epsilon + 2S^{(1)}(\epsilon) & 0 & 0 \\ 0 & 0 & \epsilon + 2S^{(1)}(\epsilon) & 0 \\ 2S^{(2)}(-\epsilon) & 0 & 0 & 2S^{(1)}(-\epsilon) \end{pmatrix}, \quad (31)$$

$$S^{(j)}(\omega) = S_L^{(j)}(\omega) + S_R^{(j)}(\omega), \quad j = 1, 2.$$

The Hamiltonian in the degenerate subspace spanned by the states  $|0\rangle$  and  $|\uparrow\downarrow\rangle$  is perturbed by the interaction with the environment. This lifts the degeneracy and obtained energy eigenstates

$$|\Psi_\pm\rangle = \frac{1}{\sqrt{2}} \left( \pm e^{-i\Delta\phi/2} |\uparrow\downarrow\rangle + |0\rangle \right), \quad E_\pm = 2S^{(1)}(-\epsilon) \pm 4|S^{(2)}(-\epsilon)| \cos\left(\frac{\Delta\phi}{2}\right) \quad (32)$$

are no longer eigenstates of the particle number operator, where  $\Delta\phi = \phi_L - \phi_R$  denotes the superconducting phase difference. Hence, the expectation value of the particle current operator, which in this case simplifies to

$$J^n = 4i \left( -S_L^{(2)}(-\epsilon) |\uparrow\downarrow\rangle \langle 0| + S_L^{(2)*}(-\epsilon) |0\rangle \langle \uparrow\downarrow| \right), \quad (33)$$

in the states  $|\Psi_\pm\rangle$  does not vanish and is equal to

$$\langle \Psi_\pm | J^n | \Psi_\pm \rangle = \mp 2 |S^{(2)}(-\epsilon)| \sin\left(\frac{\Delta\phi}{2}\right). \quad (34)$$

In the above equations (32, 34) we assumed that  $\Delta_L = \Delta_R = \Delta$  and  $|\epsilon| = |-U/2| < \Delta$ . The current carrying states can be interpreted as the Andreev bound states (see Ref.<sup>2</sup>). Further, we assume that the dot is in the Gibbs state  $\rho_G$  of the modified system Hamiltonian  $H_{\text{sym}} = H_S + H_{LS}$  and calculate the particle current and show it in Fig. 6. Interestingly there is no bias particle current in out of equilibrium, which one would expect due to the chemical potential difference.

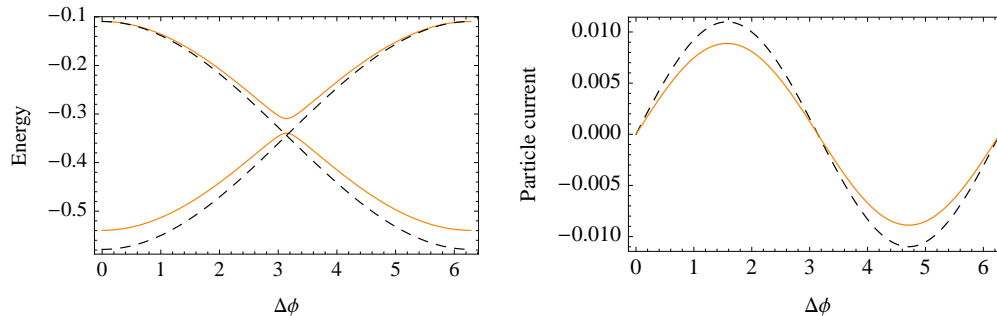


Figure 6: We plot current carrying energy levels of the Lamb shift modified Hamiltonian  $H_{\text{sym}}$  (left) and the corresponding particle current (right) calculated in the Gibbs state of  $H_{\text{sym}}$ . Black dashed lines show the equilibrium result, namely the analytic result of equations (32) and (34), calculated for  $\Delta_{L,R} = 2, \mu = 0$ . Out of equilibrium (orange lines) crossing of Andreev bound state energies is avoided (parameters:  $\Delta_L = 2, \Delta_R = 5, \mu = 1$ ). Note, that out of equilibrium we do not have a bias particle current although the chemical potentials of the baths are different. Other model parameters:  $\epsilon = -1/2, \Gamma = 0.1, T_{L,R} = 1$ .

#### IV. CONCLUSIONS

We derived a master equation for the electron transport through the quantum dot connected to two superconducting leads. In our derivations the Born-Markov and the rotating-wave approximations were used, which reduce the master equation to the standard Lindblad form with nontrivial dissipators and the Lamb shift terms originating from the superconducting baths. Then, the master equation was explicitly solved for out of equilibrium Anderson impurity model and the exact steady state density matrix in the generic regime  $2\epsilon + U \neq 0$  was found. In the particle-hole symmetric regime  $2\epsilon + U = 0$  a phase dependent dissipator was obtained. Surprisingly, the equilibrium solution in this case does not exhibit a superconducting phase difference dependent particle current, whereas in the out of equilibrium steady state the particle current, the energy current, and the Cooper pair density of states in the quantum dot depend on the difference of the superconducting phases in the baths  $\Delta\phi$ . In the sub-gap case, Andreev bound states<sup>24</sup> are found as eigenstates of the Lamb shift perturbed Hamiltonian. Their energies and the corresponding non-dissipative particle current were obtained also in the non-equilibrium situation. The master equation derived in this article can be extended to treat larger systems, e.g. the double quantum dot, molecules, and one dimensional wires.

#### Acknowledgments

This work has been supported by the Francqui Foundation, Programme d'Actions de Recherche Concertée de la Communauté française (Belgium) under project "Theoretical and experimental approaches to surface reactions", the grants P1-0044 and J1-2208 of Slovenian Research Agency (ARRS), and a scholarship from the Slovene human resources development and scholarship fund.

### Appendix A: Calculation of correlation function for superconducting bath

In this appendix we shall obtain the correlation function in the bath with the Bogolyubov-de Gennes Hamiltonian, which can be diagonalized by the Bogolyubov transformation

$$\begin{aligned}
b_{k,\uparrow} &= -u(\epsilon_k)d_{k,\uparrow} + v(\epsilon_k)d_{k,\downarrow}^\dagger, & b_{-k,\downarrow} &= u(\epsilon_k)d_{k,\downarrow} + v(\epsilon_k)d_{k,\uparrow}^\dagger \\
u(\epsilon) &= e^{-i\phi} \sqrt{\frac{1}{2} + \frac{\epsilon}{2\omega(\epsilon)}}, & v(\epsilon) &= \sqrt{\frac{1}{2} - \frac{\epsilon}{2\omega(\epsilon)}} \\
\omega(\epsilon_k) &= \sqrt{\epsilon_k^2 + \Delta^2}, & \tan(2\phi_k) &= -\frac{\Delta}{\epsilon_k}, \\
H_B &= \sum_k \sum_\sigma \omega(\epsilon_k) d_{k,\sigma}^\dagger d_{k,\sigma}.
\end{aligned} \tag{A1}$$

We assume that the bath is in the equilibrium at temperature  $T$

$$\langle d_{k,\sigma}^\dagger d_{k',\sigma'} \rangle_B = n(\epsilon_k) \delta_{k,k'} \delta_{\sigma,\sigma'}, \quad n(\epsilon_k) = \frac{1}{1 + e^{\omega(\epsilon_k)/T}}. \tag{A2}$$

Hence, the only nonzero correlation functions are

$$\begin{aligned}
\Gamma(P_B b_{k,\sigma}^\dagger, b_{k,\sigma} P_B | \omega) &= i |u(\epsilon_k)|^2 \frac{n(\epsilon_k)}{\omega + \omega(\epsilon_k) + i\eta} + i |v(\epsilon_k)|^2 \frac{1 - n(\epsilon_k)}{\omega - \omega(\epsilon_k) + i\eta}, \\
\Gamma(b_{k,\sigma} P_B, P_B b_{k,\sigma}^\dagger | \omega) &= i |v(\epsilon_k)|^2 \frac{n(\epsilon_k)}{\omega + \omega(\epsilon_k) + i\eta} + i |u(\epsilon_k)|^2 \frac{1 - n(\epsilon_k)}{\omega - \omega(\epsilon_k) + i\eta}, \\
\Gamma(b_{k,\uparrow} P_B, b_{-k,\downarrow} P_B | \omega) &= -\Gamma(b_{k,\downarrow} P_B, b_{-k,\uparrow} P_B | \omega) = -iu(\epsilon_k)v(\epsilon_k) \left( \frac{n(\epsilon_k)}{\omega + \omega(\epsilon_k) + i\eta} - \frac{1 - n(\epsilon_k)}{\omega - \omega(\epsilon_k) + i\eta} \right), \\
\Gamma(P_B b_{k,\uparrow}^\dagger, P_B b_{-k,\downarrow}^\dagger | \omega) &= -\Gamma(P_B b_{k,\downarrow}^\dagger, P_B b_{-k,\uparrow}^\dagger | \omega) = iu(\epsilon_k)^* v(\epsilon_k)^* \left( \frac{n(\epsilon_k)}{\omega + \omega(\epsilon_k) + i\eta} - \frac{1 - n(\epsilon_k)}{\omega - \omega(\epsilon_k) + i\eta} \right).
\end{aligned} \tag{A3}$$

At the end of the calculation we shall take the limit  $\eta \rightarrow 0^+$ . Further, we assume an energy and spin independent coupling to environments  $\Gamma = \pi \sum_k t_{k,\sigma} \delta(\epsilon - \epsilon_k)$  and obtain

$$\begin{aligned}
\gamma^{(1)}(\omega, \eta) &= \sum_k |t_{k,\sigma}|^2 \gamma(P_B b_{k,\sigma}^\dagger, b_{k,\sigma} P_B | \omega) = \sum_k \int_{-\infty}^{\infty} d\epsilon \delta(\epsilon - \epsilon_k) |t_{k,\sigma}|^2 \left( \frac{\eta |u(\epsilon_k)|^2 n_k}{\eta^2 + (\omega_k + \omega)^2} + \frac{\eta |v(\epsilon_k)|^2 (1 - n_k)}{\eta^2 + (\omega - \omega_k)^2} \right) \\
&\approx \frac{\Gamma}{\pi} \int_{-\infty}^{\infty} d\epsilon \eta \left( \frac{|u(\epsilon)|^2 n(\epsilon)}{\eta^2 + (\omega(\epsilon) + \omega)^2} + \frac{|v(\epsilon)|^2 (1 - n(\epsilon))}{\eta^2 + (\omega - \omega(\epsilon))^2} \right) \\
&= \frac{\Gamma}{\pi} \int_0^{\infty} d\epsilon \eta \left( \frac{n(\epsilon)}{\eta^2 + (\omega(\epsilon) + \omega)^2} + \frac{1 - n(\epsilon)}{\eta^2 + (\omega - \omega(\epsilon))^2} \right), \\
\gamma^{(1)}(\omega) &= \lim_{\eta \rightarrow 0} \gamma^{(1)}(\omega, \eta) = \Gamma \rho_L(\omega) (1 - n(\omega)), \\
\gamma^{(2)}(\omega, \eta) &= \sum_k |t_{k,\sigma}|^2 \gamma(b_{k,\uparrow} P_B, b_{-k,\downarrow} P_B | \omega) \\
&\approx \frac{\Gamma}{\pi} \int_0^{\infty} d\epsilon u(\epsilon) v(\epsilon) \eta \left( \frac{n(\epsilon)}{\eta^2 + (\omega(\epsilon) + \omega)^2} - \frac{1 - n(\epsilon)}{\eta^2 + (\omega - \omega(\epsilon))^2} \right), \\
\gamma^{(2)}(\omega) &= \lim_{\eta \rightarrow 0} \gamma^{(2)}(\omega, \eta) = 2\Gamma \rho_L(\omega) (1 - n(\omega)) u(\omega) v(\omega) (\Theta(\omega) - \Theta(-\omega)),
\end{aligned} \tag{A4}$$

where  $\rho_L(\omega) = \Theta(\omega - \Delta) \omega / \sqrt{\omega^2 - \Delta^2}$  is the superconducting density of states and  $\Theta(\omega)$  is the Heaviside step function. All other correlation functions are up to a sign equal to  $\gamma^{(1)}(\omega)$  or  $\gamma^{(2)}(\omega)$ . In order to determine the Lamb shift we have to calculate following sums

$$\begin{aligned}
S^{(1)}(\omega) &= \sum_k |t_{k,\sigma}|^2 S(P_B b_{k,\sigma}^\dagger, b_{k,\sigma} P_B | \omega) = \sum_k |t_{k,\sigma}|^2 S(b_{k,\sigma} P_B, P_B b_{k,\sigma}^\dagger | \omega) \\
S^{(2)}(\omega) &= \sum_k |t_{k,\sigma}|^2 S(b_{k,\uparrow} P_B, b_{-k,\downarrow} P_B | \omega)
\end{aligned} \tag{A5}$$

$$\begin{aligned} \sum_k S(b_{k,\downarrow} P_B, b_{-k,\uparrow} P_B | \omega) &= -S^{(2)}(\omega) \\ \sum_k S(P_B b_{k,\uparrow}^\dagger, P_B b_{-k,\downarrow}^\dagger | \omega) &= -S^{(2)*}(\omega) \\ \sum_k S(P_B b_{k,\downarrow}^\dagger, P_B b_{-k,\uparrow}^\dagger | \omega) &= S^{(2)*}(\omega). \end{aligned}$$

This can be done numerically using the relations (A3) and the definitions (7). The results are independent of the used bandwidth in the sums (A5).

- 
- <sup>1</sup> C. B. Winkelmann, N. Roch, W. Wernsdorfer, V. Bouchiat, and F. Balestro, *Nature Physics* **5**, 876 (2009).  
<sup>2</sup> A. Martin-Rodero and A. Levy Yeyati, *Advances in Physics* **60**, 899 (2011).  
<sup>3</sup> A. L. Yeyati, J. C. Cuevas, A. López-Dávalos, and A. Martin-Rodero, *Phys. Rev. B* **55**, R6137 (1997).  
<sup>4</sup> A. Zazunov, R. Egger, C. Mora, and T. Martin, *Phys. Rev. B* **73**, 214501 (2006).  
<sup>5</sup> L. Dell'Anna, A. Zazunov, and R. Egger, *Phys. Rev. B* **77**, 104525 (2008).  
<sup>6</sup> G. Lindblad, *Commun. Math. Phys.* **48**, 119 (1976).  
<sup>7</sup> V. Gorini, A. Kosakowski, and E. C. G. Sudarshan, *J. Math. Phys.* **17**, 821 (1976).  
<sup>8</sup> S. A. Gurvitz and Y. S. Prager, *Phys. Rev. B* **53**, 15932 (1996).  
<sup>9</sup> M. Leijnse and M. R. Wegewijs, *Phys. Rev. B* **78**, 235424 (2008).  
<sup>10</sup> U. Harbola, M. Esposito, and S. Mukamel, *Phys. Rev. B* **74**, 235309 (2006).  
<sup>11</sup> P. Zedler, G. Schaller, G. Kiesslich, C. Emary, and T. Brandes, *Phys. Rev. B* **80**, 045309 (2009).  
<sup>12</sup> X.-Q. Li, J. Luo, Y.-G. Yang, P. Cui, and Y. Yan, *Phys. Rev. B* **71**, 205304 (2005).  
<sup>13</sup> J. N. Pedersen and A. Wacker, *Phys. Rev. B* **72**, 195330 (2005).  
<sup>14</sup> T. Prosen, *New J. Phys.* **10**, 043026 (2008).  
<sup>15</sup> T. Prosen and B. Zunkovic, *New J. Phys.* **12**, 025016 (2010).  
<sup>16</sup> T. Prosen, *Phys. Rev. Lett.* **107**, 137201 (2011).  
<sup>17</sup> A. A. Dzhioev and D. S. Kosov, *J. Chem. Phys.* **134**, 154107 (2011).  
<sup>18</sup> A. A. Dzhioev and D. S. Kosov, *J. Chem. Phys.* **134**, 044121 (2011).  
<sup>19</sup> A. A. Dzhioev and D. S. Kosov, *Journal of Physics: Condensed Matter* **24**, 225304 (2012).  
<sup>20</sup> Y. Dubi and M. DiVentra, *Phys. Rev. B* **80**, 214510 (2009).  
<sup>21</sup> Y. V. Pershin, Y. Dubi, and M. DiVentra, *Phys. Rev. B* **78**, 054302 (2008).  
<sup>22</sup> H. Breuer and F. Petruccione, *The Theory of Open Quantum Systems* (Oxford University Press, Oxford, 2002).  
<sup>23</sup> M. Esposito and M. Galperin, *J. Phys. Chem. C* **114**, 20362 (2010).  
<sup>24</sup> A. F. Andreev, *Zh.Eksp.Teor.Fiz.* **46**, 1823 (1964).