

TTMA: Traffic-adaptive Time-division Multiple Access Protocol Wireless Sensor Networks

Rajeev K. Shakya, Satyam Agarwal, Yatindra Nath Singh, and Nishchal K. Verma

Department of Electrical Engineering, Indian Institute of Technology Kanpur

Email: {rajeevs, satyamag, ynsingh, nishchal}@iitk.ac.in

Abstract—Duty cycle mode in WSN improves energy-efficiency, but also introduces packet delivery latency. Several duty-cycle based MAC schemes have been proposed to reduce latency, but throughput is limited by duty-cycled scheduling performance. In this paper, a Traffic-adaptive Time-division Multiple Access (TTMA), a distributed TDMA-based MAC protocol is introduced to improve the throughput by traffic-adaptive time-slot scheduling that increases the channel utilization efficiency. The proposed time-slot scheduling method first avoids time-slots assigned to nodes with no traffic through fast traffic notification. It then achieves better channel utilization among nodes having traffic through an ordered schedule negotiation scheme. By decomposing traffic notification and data transmission scheduling into two phases leads each phase to be simple and efficient. The performance evaluation shows that the two-phase design significantly improves the throughput and outperforms the time division multiple access (TDMA) control with slot stealing.

Index Terms—Energy-Efficient MAC protocols, performance analysis, Wireless Sensor Network.

I. INTRODUCTION

A primary design objective in wireless sensor networks (WSNs) is to reduce the energy consumption due to limited energy budget of nodes. Once a WSN is deployed, its batteries can not be replaceable and network lifetime will last as long as depending on initially given amount of energy. The most effective energy-efficient method is to use active/sleep duty-cycle to reduce idle listening which is one of the major sources of energy waste in WSNs. In this approach, each node periodically alternates between active and sleep states. Two nodes can exchange message only when both are active at the same time. This motivates the design of synchronous MAC protocols for WSNs [1]–[4], i.e., nodes wake up at the same time so that they can communicate with each other. There is another asynchronous protocols where no synchronization is required [5]–[7].

S-MAC [1] represents the traditional synchronous duty-cycle MAC protocols. Nodes wake up on same time to perform data communication among them. However, since nodes go back to sleep if they are not involved in communication, a packet can only be forwarded to one hop in one cycle. Although adaptive listening [8] is later introduced into S-MAC, the improvement is limited. A packet can only be relayed by at most 2 hops per cycle.

To address the long latency issue in synchronous duty-cycle MAC protocols, RMAC [3] and DW-MAC [4] have been proposed to reserve time for future data transmission instead of trying to do actual data transmission in nodes' common active

period. So that a protocol is able to notify a node on the routing path of incoming data before going back to sleep. Thus, nodes can manage to set up its own schedule for receiving possible data packets. The on-demand wakeup allows a packet to be forwarded more hops in a cycle. However, it is vulnerable to the loss of control packets, and the channel utilization is such low that the achievable throughput is significantly limited.

In prior work, traffic notification and scheduling of data transmission are inseparable. The control packets used for traffic notification are responsible for data transmission scheduling. Data transmission scheduling is more complex and needs to be addressed more efficiently so that the channel utilization can be improved while the overall overhead is reduced. In this paper, we introduce a Traffic-adaptive Time-division Multiple Access (TTMA), a distributed TDMA-based MAC protocol that separates the traffic notification and the scheduling of data transmission, improving their efficiency independently according to their individual characteristics. The two-phase design allows us to make each phase simple and efficient, achieving much better scheduling performance with much lower overhead. The duty cycle is thus reduced to a very low value and the throughput is improved instead of being reduced as in prior work. The contributions of this paper are as follows:

- We propose a new low overhead, low duty-cycle synchronous MAC protocol that inherits the high throughput merit of time division multiple access control (TDMA) and further solves the channel utilization problem by assigning time slots only to nodes with traffic.
- We introduce a two-phase design that further improves the channel utilization among nodes with traffic with extremely low overhead.
- TTMA achieves very short common active period and thus extremely low duty-cycle, high energy-efficiency, and low latency.

The rest of the paper is organized as follows. In Section II, we discuss related work in low duty-cycle synchronous MAC protocols and TDMA protocols. Section III presents the detailed design of TTMA. Performance evaluation of TTMA is presented in Section IV. Finally we conclude this paper in Section V.

II. RELATED WORK

We present the most representative synchronous MAC protocols in this section. Several related TDMA protocols are also discussed.

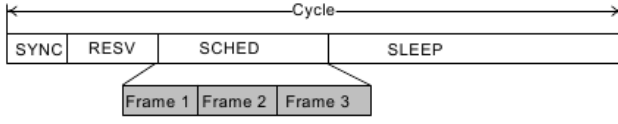


Fig. 2. Time division in TTMA protocol.

time slots to nodes that need slots at the very start. This demands a low overhead time slot assignment algorithm to be proposed. NAMA [12] introduces a neighborhood-aware contention resolution (NCR) algorithm that selects only one transmitter per two-hop neighborhood without incurring any control overhead by utilizing the deterministic characteristic of pseudo-random functions. This provides a viable approach for achieving the aim of traffic-adaptive time slot assignment. However, NCR results in an unfair time slot assignment and the channel utilization is low.

TRAMA [13] avoids assigning time slots to nodes without pending data to send. It cannot be indeed traffic-adaptive as downstream nodes do not know they will have data to send and thus will not reserve time slots for data transmission until they get data. The consequence is that packets experience long delay as they cannot be forwarded far away in each cycle. On the contrary, TTMA notifies nodes on the routing paths of incoming data in advance and thus packets can be relayed by multihops in a single cycle. In addition, TRAMA adopts the slot assignment algorithm proposed in NAMA [11].

III. TTMA PROTOCOL DESIGN

TTMA employs a traffic-adaptive time slot scheduling method to achieve the high channel utilization under dynamic traffic loads of WSNs. The two major design challenges are fast traffic notification and efficient time slot assignment. In TTMA, the fast traffic notification is accomplished through a pulse mode of notification dissemination, and the low overhead of the time slot assignment is achieved by utilizing the deterministic characteristic of pseudo-random functions and the efficiency of the time slot assignment is ensured by an ordered schedule negotiation.

Consider the loss of control packets for data transmission scheduling is much more expensive than that of traffic notification packets, TTMA divides the traffic notification and the data transmission scheduling into two periods (i.e., RESV and SCHED as shown in Fig. 2). The division allows us to handle them respectively with different design goals. Traffic notification needs to be fast so that the common active period can be shortened while the data transmission scheduling is more complex and needs more efficient design such that the channel utilization can be maximized and the overall overhead is reduced.

In TTMA, the traffic notification is independent of the data transmission scheduling. Therefore, the traffic notification packets can be designed to be simple and used for rapid notification. The traffic notification in TTMA is similar to that in RMAC [3] and DW-MAC [4], but there is no need to transmit the control packets repeatedly. In DW-MAC, each packet is associated with a SCH control packet. Because the

SCH is also responsible for the data transmission scheduling, it must be transmitted at least as many times as the number of relayed data packets. In TTMA, once a node is notified, no further notification packet is needed for it. The separation allows us to reduce the overhead for traffic notification and use more efficient scheduling method to improve the channel utilization in the SLEEP period. Through traffic notification, a node can decide whether it needs to reserve channel access time for data transmission. Consequently, time slots are only allotted among nodes that have traffic. This is the first-phase improvement of channel utilization. In addition, low end-to-end delivery delay can be ensured as all nodes on the routing paths are informed of the traffic and they will reserve time for data transmission in the same cycle.

On the other hand, data transmission scheduling is no longer accomplished with the traffic notification. TTMA uses a novel ordered schedule negotiation to achieve much better data transmission scheduling performance. The SLEEP period is divided into tiny time slots. By exploiting the deterministic characteristic of pseudo-random functions, nodes in TATD-MAC can reach the same cognition that which node owns a particular slot without exchanging any control packet. Through exchanging three scheduling packets, the channel utilization is significantly improved by letting nodes grab unoccupied slots that belong to neighboring nodes. The low overhead of the time slot assignment makes it affordable to be performed in each cycle and the traffic-adaptive TDMA feasible.

In the following section, assuming that each node has been notified of the traffic in the RESV period, we introduce how they agree on a channel access schedule that achieves high channel utilization with low overhead in the SCHED period.

A. Schedule Selection

Noticed that a pseudo-random function generates the same sequence of pseudo-random numbers for the same seed, NCR [12] calculates the priority p_k^i for each node k in the set $N2(u) \cup u$ as:

$$p_k^i = rand(k \oplus i) \oplus k, k \in N2(u) \cup u \quad (1)$$

where $rand(x)$ is a pseudo-random number generator that produces uniformly distributed random numbers with the seed x , the sign \oplus means concatenating its operands, and $N2(u)$ denotes the set of 2-hop neighbors of node u . Node u wins the i^{th} slot if Eq. (2) is met.

$$\forall v \in N2(u), p_u^i > p_v^i \quad (2)$$

Note that although $rand(x)$ may generate the same number on different inputs of x , each priority p_k^i is unique because $rand(k \oplus i)$ is concatenated with k . Therefore, each node can determine which node in its 2-hop neighborhood is the winner of a particular time slot without exchanging any information. The low overhead of the algorithm provides a viable solution for traffic-adaptive time slot scheduling, which requires a low overhead time slot assignment to be performed in each cycle to accommodate the dynamic traffic of WSNs. However, NCR

With the slot assignment of DRAND, nodes can exchange their schedules in a collision-free manner and this process can be settled down within 3 frames. Each node broadcasts its schedule in its assigned slots of the three frames during the SCHED period. Whether a node can get a particular slot in the SLEEP period depends on its priority among its two-hop neighbors and the schedules it has received. For each available slot, a node checks whether it has the highest priority or all nodes with higher priority have discarded the slot. To let neighboring nodes be able to acquire the slots discarded by a node, the node must claim that its schedule has been finalized and also broadcasts the list of its one-hop neighbors whose schedules have been finalized. Because their schedules are fixed, there is no collision when their neighboring nodes

grab their abandoned slots.

Each slot in the SLEEP period can be represented by one bit (1: occupied; 0: vacant), thus the SLEEP period can be represented by several 32bit integers. The schedule of a node includes a *1hop_slot_assignment* that indicates which slot is vacant, a *my_slot_assignment* that helps its parent node to aggregate the *wakeup_slot_assignment*, and a *finalized_list* that contains one-hop neighbors whose schedules have been finalized. Note that slots taken by one of the 2-hop neighbors of a node should not be claimed as occupied because a one-hop neighbor of the node can reuse it if the one-hop neighbor is three hops away from the 2-hop neighbor. For example, in Fig. 3, node *E* does not care about which slot is occupied by node *B* and can reuse it no matter whether it is occupied by node *B*. Therefore, node *D* should not indicate that the slot is occupied. The schedule construction of a node is illustrated in Algorithm 1. A node also maintains a *2hop_slot_assignment* and a *2hop_finalized_list* for its own reference.

Algorithm 1 Schedule construction

```

if traffic == True then
  slotAssigned ← 0;
  for i in range (0, num_of_slots) do
    if slot i is available then
      /* by checking 2hop_slot_assignment */
      if highestPriority == True then
        occupySlot(i);
        slotAssigned++;
        if slotAssigned == slotNeeded then
          finalized_list.append(myNodeID);
          break;
        end
      else if each node with higher priority can be found
        in the 2hop_finalized_list then
        occupySlot(i);
        slotAssigned++;
        if slotAssigned == slotNeeded then
          finalized_list.append(myNodeID);
          break;
        end
      end
    end
  end
else
  | finalized_list.append(myNodeID);
end

```

Whether a node has the highest priority for a particular slot and which node has higher priority than itself can be easily found by itself using the pseudo-random function described in Section III-A1. When a node receives a schedule, it uses ‘OR’ operator to aggregate the schedule with the one it maintains as shown in Algorithm 2.

As shown in Fig. 3, DRAND produces a time frame of size 3 and node *C* can transmit in the 1st slot, nodes *A*, *D* use slot 2, and nodes *B*, *E* transmit in slot 3. Suppose node *A* has

Algorithm 2 Schedule handling.

```

1hop_slot_assignment |= pkt → my_slot_assignment
2hop_slot_assignment |= pkt → 1hop_slot_assignment
if pkt → nodeID in my_child_list then
  | wakeup_slot_assignment |= pkt → my_slot_assignment
end
foreach nodeID in pkt → finalized_list do
  if nodeID is not in 2hop_finalized_list then
    2hop_finalized_list.append(nodeID);
    if nodeID is oneHopNeighbor then
      | finalized_list.append(nodeID);
    end
  end
end

```

no data to send and a round robin priority order is produced. The aim is to assign 5 slots of the SLEEP period according to nodes’ traffic. Note that we do not use DRAND for the SLEEP period because we do not intend to do slot stealing but only assign slots to nodes with traffic. In the figure, we illustrate which node takes the slot for easy understanding, but in implementation, no node ID will be transmitted and thus the overhead is low. When the SCHED period starts, node *C* claims its possession of slot 3 in the SLEEP period because it has the highest priority for slot 3 among its 2-hop neighbors. If node *C* only needs one slot, it also sets the schedule as finalized, which means it will not take any more slot. However, if node *C* would like to acquire more slots in the following steps by taking unoccupied slots owned by higher priority nodes, it should not claim that its schedule is finalized. Node *A* sets its schedule as finalized in the 2nd slot and then node *B* takes its unused slot 5 in the 3rd slot. Node *B* can take slot 1 but here we assume it does not need the slot so that node *C* can get the slot. Node *B* must broadcasts node IDs of its one-hop neighbors that have finalized their schedules (i.e., finalized list). Otherwise, node *C* will not be able to claim slot 1 because it does not know whether node *A* has discarded the slot or not. Through the scheduling message exchange, the adverse effect of the sequential priority order is diminished. Otherwise, for the 5 slots, only one node can transmit in each slot and no one will transmit in slot 1. The underlying principle is that each node broadcasts once in a frame. After the 1st frame, each node knows the slot assignments of all its one-hop neighbors. After the 2nd frame, the information is relayed to its one-hop neighbors and thus each node knows the slot assignments of all its two-hop neighbors. In the 3rd frame, a node can finalize its schedule and broadcasts it to its neighbors to indicate when they should wake up. Nodes that do not need slots or do not need to acquire more slots finalize their schedules in the first frame. Lower priority neighbors only take the redundant slots that are abandoned by higher priority nodes and thus there is no collision. On the other hand, if a node intends to acquire more slots, it will not set its schedule as finalized and thus lower priority neighbors will not take slots that might be taken by this node. Therefore, even though

a node claims new slots in the 2nd or the 3rd frame, there is no collision. In total, each node broadcasts three scheduling packets and the procedure takes three frames. The benefit is that the channel utilization is significantly increased with a little overhead.

3) *Traffic Notification*: Knowing how to assign slots only to nodes with traffic, the remaining work is to let nodes on the routing paths know they will have data to send so that they will claim slots in the SCHED period. When the RESV period starts, the source initiates a notification packet, called PION same as in RMAC [3]. The PION contains a *Src* (source ID) field so that the receiver knows from which node it will receive data packets. A node constructs a list of children from the information and then uses it to aggregate wakeup slot assignment from schedules it will receive in the SCHED period. The packet also contains a *Nxh* (next hop) field to give the PION dual function. When a node receives a PION, it responds a PION immediately. This PION confirms the request PION it received, and also serves as a request PION to the next hop. For example, when node *B* responds a confirmation PION to node *A* and uses it as a request PION to node *C*, it sets *Dst* as *A*, *Src* as *B*, and *Nxh* as *C*. When node *A* receives a confirmation PION, the notification is finished for it. On the other hand, node *C* responds a confirmation PION when it receives the PION whose *Nxh* is equal to itself. Node *C* also sets the *Nxh* as its own next hop. If node *A* does not receive a confirmation PION when PION times out, it retransmits the request PION. If node *B* has notified its next hop (i.e., node *C*), it responds a confirmation PION with *Nxh* as -1 so that the PION only serves as a confirmation PION. It is same when node *B* receives a new flow notification. If it has notified the next hop, it only responds a confirmation PION instead of a dual function PION. Since traffic in sensor networks converges at the sink, common paths only need to be notified once. Conservatively assuming that the longest path is following the network border, the length of the RESV period can be set as:

$$T_{RESV} = \frac{X + Y}{R} \cdot (durPION + SIFS) + CW \quad (6)$$

where X and Y are the length and width of the network field, R is the communication range, $durPION$ is the time needed to send a PION frame, $SIFS$ is the shortest interframe space, and CW is the contention window. Comparing with RMAC [3] and DW-MAC [4], the key advantage is that collisions of control packets no longer affect the performance of data delivery and the length of this period can be fixed to be short.

IV. PERFORMANCE EVALUATION

DW-MAC [4] is a representative of the state-of-the-art low duty cycle synchronous MAC protocols. It detects hidden terminals through collisions of control packets and avoids the corresponding time for data transmission, ensuring that data transmission is collision-free. A drawback of this method is that the collision of a confirmation SCH makes the entire reservation useless and the reservation mechanism results in

TABLE I
SIMULATION PARAMETERS

Bandwidth	250 Kbps	Transmission range	30 m
SIFS	192 μs	Carrier sensing range	60 m
Transition Time	0.6 ms	Transition Power	27 mW
Tx Power	31.32 mW	RX Power	33.84 mW
Idle Power	33.84 mW	Sleep Power	1.8 μs
Retry limit	7	Slot Time	30.5 μs

very low channel utilization. In addition, it is hard to determine the optimal length for the DATA period and it is difficult to disseminate the information throughout the entire network. Our TTMA separates the traffic notification and the data transmission scheduling, making traffic notification simple and high throughput traffic-adaptive TDMA feasible. We will show how the DATA period affects the performance of DW-MAC and demonstrate the benefits that we can obtain from TATD-MAC in this section.

TTMA's traffic-adaptive time slot scheduling method improves the channel utilization from another perspective compared with the slot stealing method used in Z-MAC [9]. They can be combined together to benefit from each other. We will analyze their advantages and disadvantages in this section and demonstrate how they can boost each other's performance. We evaluated TTMA using version 2.34 of the ns2 simulator. Table I summarizes the key parameters used in our simulations. We draw parameters from real testbeds. The TelosB [14] mote has an indoor communication range of 30 m with a 250 kbps CC2420 radio [15]. The current draw is 18.8 mA in receiving mode, 17.4 mA when transmitting in 0 dBm, and 1 μA when voltage regulator is off. The output voltage of the voltage regulator is 1.8 V and thus the power consumption of CC2420 radio is 33.84 mW, 31.32 mW, and 1.8 μW in receiving, transmitting, and sleep respectively. To account for the energy consumed for random number generation, we measured how many clock ticks that a TelosB mote takes to generate a random number for 10000 times and found that it in average takes 75 μs to generate a random number. When the TelosB mote is active, the current draw is 1.8 mA [14] and thus the power is 5.4 mW with 3 V input voltage. We add the additional energy consumption solely in our TTMA to account for the computation cost.

A. Evaluation in a chain topology

We first use a tractable 20-hop chain topology to analyze the intrinsic characteristics of DW-MAC and TTMA. The chain topology facilitates DW-MAC because there is no interference from other flows and thus it is unlikely that the important control packet SCH will be collided. The on-demand wakeup of DW-MAC can deliver data packets fast without sacrificing the energy efficiency gained by duty cycling. This topology is used to study the effect of the DATA period length on the performance of DW-MAC. Z-MAC is not compared here because it is not a duty-cycling protocol.

In a $500 \times 500 m^2$ field, 20 nodes are equally spaced in a straight line and each pair is separated by 25 meters.

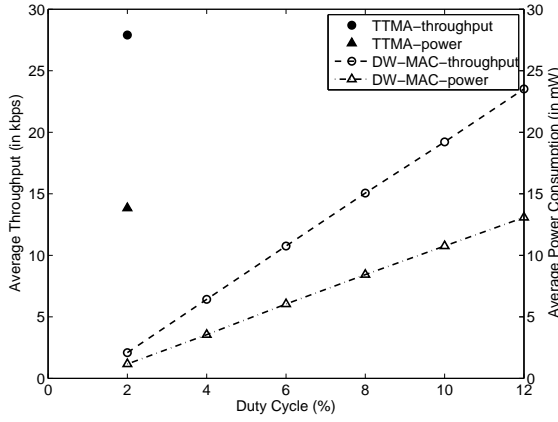


Fig. 4. Average throughput and power consumption versus duty cycle.

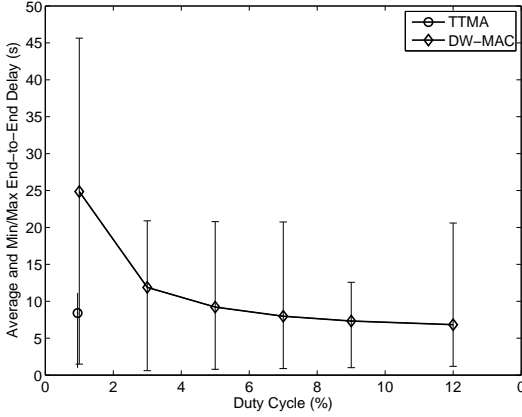


Fig. 5. Average end-to-end delay versus duty cycle.

One single CBR (constant bit rate) flow sends packets from the source node to the sink node. In order to prevent the source node from initiating a new SCH when its two-hop neighbor is responding a confirmation SCH, the carrier sensing range is set to 60 m. A cycle of 10 seconds is adopted because many state-of-the-art synchronization protocols [16]–[18] require a beacon interval of tens of seconds to maintain a synchronization error in μs . We increase the duty cycle from 1% to 12% and thus the length of the DATA period is extended in DW-MAC. Note that the length of the DATA period is upper bounded by Eq. (7) as shown in Fig. 1(b).

$$\frac{T_{DATA}}{T_{SLEEP}} = \frac{T_3^D}{T_3^S} \approx \frac{SCH}{data} \quad (7)$$

In other words, if the size of the SCH and the data length are determined, the ratio of the DATA period and the SLEEP period is upper bounded by $SCH/data$. One can decrease the ratio, which implies that T_3^S is extended to be much longer than sending a single data packet, but it is impossible to increase the ratio to be above $SCH/data$, which makes T_3^S smaller than the time required to send a single data packet. Otherwise, in Fig. 1(b), when node *C* wakes up, node *B* has not completed the data reception from node *A* and it cannot send the data packet to node *C*. The following reservations are totally useless.

The TXFIFO of CC2420 is 128 bytes, and thus the data frame is 133 bytes including a 5 bytes synchronization header. The SCH in DW-MAC is set to 16 bytes as our PION. Therefore, the maximum duty cycle for DW-MAC is $16/133 \approx 12\%$. The SYNC packet has two 2 bytes addresses and one 8 bytes time field, hence the length is 22 bytes with headers. The time required to transmit it is $704 \mu s$, and the SYNC period is about 3 ms, leaving enough time for contention. In TTMA, the T_{RESV} is about $27.6ms$ as calculated by Eq. (6), and the SCHED takes about $62.8ms$ for 3 frames of size 4, the active period is thus about $93.4ms$ which yields a duty cycle of 0.934%.

First, we let the source always have data to send (250 packets/second). Since the data frame is 133 bytes, the data rate saturates the link capacity. The average throughput and power consumption is illustrated in Fig. 4. As duty cycle increases, the length of the DATA period is extended in DW-MAC, more data packets can be reserved for delivery in the SLEEP period. As a result, the throughput is improved and when the duty cycle reaches the maximum value, the throughput is maximized. It is the maximum capacity of the SLEEP period as each reserved time length is just enough for sending a single data frame.

The average power consumption of DW-MAC also increases along with the duty cycle. One reason is that all nodes stay in idle listening during the DATA period. The other reason is that the energy consumed for data transmission also increases as more data packets are delivered. The duty cycle of TATD-MAC is fixed and thus there is no independent variable in this scenario. TTMA achieves higher throughput with similar power consumption. TTMA can achieve higher throughput because the SLEEP period is much longer than that of DW-MAC and thus more data transmissions can be accommodated. Almost all energy consumed in TTMA are used for useful data transmission. The period of idle listening is merely T_{RESV} plus 3 frames of DRAND. The short idle listening period is the reason that TTMA delivers much more data packets but the total energy consumed is similar as that in DW-MAC.

The average and min/max end-to-end delay is demonstrated in Fig. 5. The sequential data delivery in DW-MAC can deliver packets very fast and thus the min delay is very small. However, if a data packet cannot be reserved for transmission in this cycle, it has to wait for the next cycle. Therefore, when the DATA period is short, the chance that a packet can get reservation in a cycle is low and the max delay is large. On the contrary, all packets in TTMA experience similar delay. Even if a packet is generated in the SLEEP period, it can be forwarded immediately. In DW-MAC, however, they must wait for the next cycle.

B. Evaluation in random topology

In random topology, the SCH of DW-MAC may collide and it significantly affects the performance of data transmission. On the contrary, control packets of TTMA are few and are needed only when a new flow is added. We construct a network with 100 nodes randomly scattered in a $200 \times 200 m^2$ field.

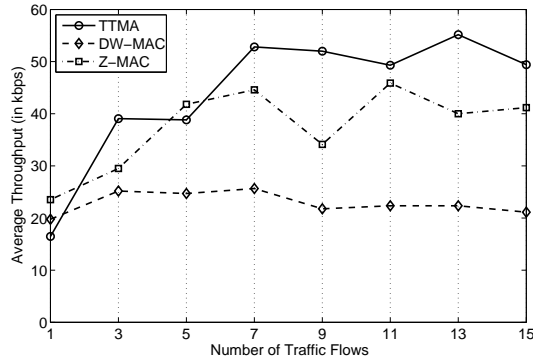


Fig. 6. Average throughput comparison in random topology.

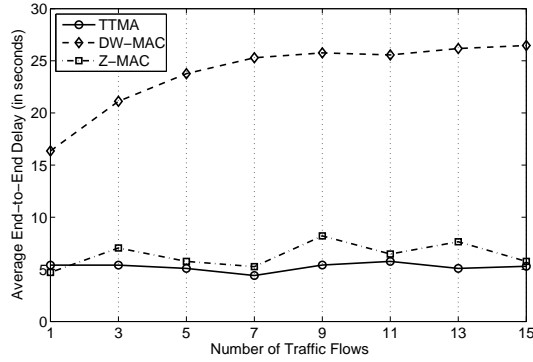


Fig. 7. Average end-to-end delay comparison in random topology.

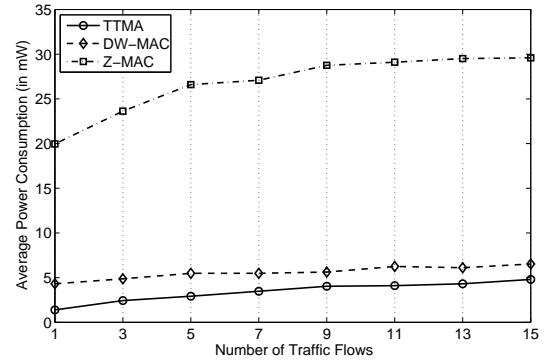


Fig. 8. Average power consumption comparison in random topology.

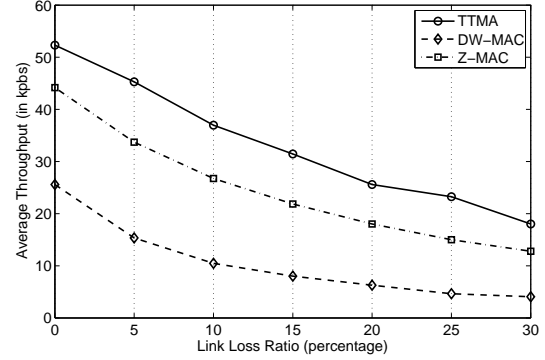


Fig. 9. Average throughput comparison in random topology under different link loss ratio.

We increase the number of flows from 1 to 15 in a step of 2. Each source generates 250 packets per second by using the CBR generator. The duty cycle of DW-MAC is set to 12% to achieve the maximum throughput, and the cycle is set to 30 s so that the DATA period can accommodate more reservations. Fig. 6 presents the average throughput for different number of flows. We average results over ten random scenarios for each setting of the flow number. Depending on the topology, increasing the number of flows may increase or decrease the throughput of DW-MAC. If two flows do not interfere with each other, the throughput is increased. However, if they interfere with each other, increasing collisions of SCHs result in more wasted reserved time slots and consequently lower throughput. Since larger number of flows brings higher possibility that flows interfere with each other, the throughput of DW-MAC increases a little and then decreases as the number of flows increases. In TTMA, increasing the number of flows increases the utilization of slots. If there is only one flow, a downstream node may occupy a slot but do not have data to send. It is desirable to assign slots in a sequential order as in DW-MAC, but it is hard to achieve this by using a pseudo-random function. One may want to use the nonuniform random generators to give sources higher priority to win slots at the beginning of the SLEEP period. Unfortunately, we do not know which node will become a source. Here, slot stealing is a better choice. When there is only a small number of flows, slot stealing helps to improve the channel utilization as shown in Fig. 6 that the throughput of

Z-MAC is higher than TATD-MAC. We do not implement slot stealing in TTMA in order to distinguish the effects of the two methods (i.e., slot stealing and traffic-adaptive assignment). As the number of flows increases, the drawback of contention appears. Too many nodes contend for slots that are assigned to neighboring nodes with no traffic, and collisions decrease the throughput. When the number of flows is large, most nodes send in their assigned slots and the performance of Z-MAC approaches TDMA. However, since nodes still need to contend for slots, the throughput cannot reach the high point of TTMA.

The average end-to-end delay shown in Fig. 7 also confirms that DW-MAC is vulnerable to the loss of SCHs. More flows imply more contentions and more failures of reservation. Once the DATA period is end, no reservation can be made and all have to wait for the next cycle. Therefore, the average delay increases steadily along with the number of flows. On the contrary, data packets can always be transmitted without reservation in TTMA and Z-MAC. Once they are ready, they can be forwarded in the assigned slots.

As TTMA delivers more data packets, the energy consumption increases accordingly as shown in Fig. 8. However, it is still two thirds of that of DW-MAC. The reason is that all nodes stay in idle listening during the DATA period. The higher the node density is, the lower energy efficiency the DW-MAC gets. In Z-MAC, all nodes have to wake up at each slot to check whether they are the intended receiver or not due to the slot stealing mechanism. This incurs much higher power consumption compared with TTMA and DW-MAC where only

nodes involved in communication will wake up for listening.

C. Link loss impact

Although TDMA addresses the collision problem, link loss may cause packet loss. We investigate how the link loss will impact our TTMA by increasing the link loss ratio up to 30% in the 7-flows scenarios. As shown in Fig. 9, our TTMA is robust to link loss. The RESV period is normally long enough for control packet recovery by retransmission. In the SCHED period, if a scheduling packet is lost, neighboring nodes will not grab slots that belong to the node. Therefore, loss of a scheduling packet will not cause collisions in the SLEEP period, but only reduce the channel utilization. A node in total has three chances to broadcast its schedule and thus channel utilization will not be significantly affected.

V. CONCLUSION

Delivery latency is an important issue in low duty cycle synchronous MAC protocols because if the intended receiver cannot be notified within the common active period, all unfinished work has to be postponed to the next common active period. The common active period, on the other hand, cannot be set too long in order to maintain the energy efficiency gained by duty cycling. In this paper, we present a new low overhead, low duty cycle synchronous MAC protocol TTMA that divides the work of the common active period. The division allows us to achieve fast traffic notification and then apply TDMA on nodes with traffic in the SLEEP period, deriving a unique traffic-adaptive TDMA that significantly improves the throughput of synchronous MAC protocols and achieves low end-to-end delay. The two-phase design and the low overhead time slot assignment together ensure TTMA's low duty cycle and high throughput. Compared with DW-MAC, we show that the traffic-adaptive time slot scheduling method of TTMA achieves much higher channel utilization and thus much higher throughput. Performance evaluation shows that TTMA improves the throughput of DW-MAC by more than twice with two thirds of the energy consumed in DW-MAC, and the average end-to-end delay is much shorter than that of DW-MAC. Compared with Z-MAC, we demonstrate that the traffic-adaptive time slot assignment can decrease the number of idle slots and reduce the contention of slot stealing, resulting in higher throughput and better energy efficiency.

REFERENCES

- [1] W. Ye, J. Heidemann, and D. Estrin, "An energy-efficient MAC protocol for wireless sensor networks," in *Proc. of IEEE INFOCOM*, vol. 3, pp. 1567–1576, June 2002.
- [2] T. van Dam and K. Langendoen, "An adaptive energy-efficient MAC protocol for wireless sensor networks," in *Proc. of SenSys, (Los Angeles, CA)*, pp. 171–180, Nov. 2003.
- [3] S. Du, A. K. Saha, and D. B. Johnson, "RMAC: A routing-enhanced duty-cycle MAC protocol for wireless sensor networks," in *Proc. of IEEE INFOCOM*, pp. 1478–1486, May 2007.
- [4] Y. Sun, S. Du, O. Gurewitz, and D. B. Johnson, "DW-MAC: A low latency, energy efficient demand-wakeup MAC protocol for wireless sensor networks," in *Proc. of MobiHoc*, pp. 53–62, May 2008.
- [5] J. Polastre, J. Hill, and D. Culler, "Versatile low power media access for wireless sensor networks," in *Proc. of SenSys*, pp. 95–107, 2004.
- [6] M. Buettner, G. V. Yee, E. Anderson, and R. Han, "X-MAC: a short preamble MAC protocol for duty-cycled wireless sensor networks," in *Proc. of SenSys*, pp. 307–320, 2006.
- [7] Y. Sun, O. Gurewitz, and D. B. Johnson, "RI-MAC: A receiver-initiated asynchronous duty cycle MAC protocol for dynamic traffic loads in wireless sensor networks," in *Proc. of SenSys*, pp. 1–14, 2008.
- [8] W. Ye, J. Heidemann, and D. Estrin, "Medium access control with coordinated adaptive sleeping for wireless sensor networks," *IEEE/ACM Transactions on Networking*, vol. 12, no. 3, pp. 493–506, 2004.
- [9] I. Rhee, A. Warrier, M. Aia, and J. Min, "Z-MAC: a hybrid MAC for wireless sensor networks," in *Proc. of SenSys*, pp. 90–101, 2005.
- [10] I. Rhee, A. Warrier, J. Min, and L. Xu, "DRAND: Distributed randomized TDMA scheduling for wireless Ad-hoc networks," in *Proc. of MobiHoc, (Florence, Italy)*, pp. 190–201, 2006.
- [11] S. Gobriel, D. Mosse, and R. Cleric, "TDMA-ASAP: Sensor network TDMA scheduling with adaptive slot-stealing and parallelism," in *Proc. of ICDCS*, pp. 458–465, 2009.
- [12] L. Bao and J. J. Garcia-Luna-Aceves, "A new approach to channel access scheduling for Ad Hoc networks," in *Proc. of MobiCom*, pp. 210–221, 2001.
- [13] V. Rajendran, K. Obraczka, and J. J. Garcia-Luna-Aceves, "Energy-efficient collision-free medium access control for wireless sensor networks," in *Proc. of SenSys, (Los Angeles, CA)*, pp. 181–192, 2003.
- [14] "TelosB datasheet." <http://www.xbow.com>.
- [15] "CC2420 datasheet." <http://www.ti.com>.
- [16] C. Lenzen, P. Sommer, and R. Wattenhofer, "Optimal clock synchronization in networks," in *Proc. of SenSys*, pp. 225–238, 2009.
- [17] P. Sommer and R. Wattenhofer, "Gradient clock synchronization in wireless sensor networks," in *Proc. of IPSN*, pp. 37–48, 2009.
- [18] M. Maroti, B. Kusy, G. Simon, and A. Ledeczi, "The flooding time synchronization protocol," in *Proc. of SenSys*, pp. 39–49, 2004.