

Collapse transition of a square-lattice polymer with next nearest-neighbor interactionJae Hwan Lee,¹ Seung-Yeon Kim,^{2, a)} and Julian Lee^{1, b)}¹⁾*School of Systems Biomedical Science and Department of Bioinformatics and Life Science, Soongsil University, Seoul 156-743, Korea*²⁾*School of Liberal Arts and Sciences, Chungju National University, Chungju 380-702, Korea*

(Dated: 15 October 2018)

We study the collapse transition of a polymer on a square lattice with both nearest-neighbor and next nearest-neighbor interactions, by calculating the exact partition function zeros up to chain length 36. The transition behavior is much more pronounced than that of the model with nearest-neighbor interactions only. The crossover exponent and the transition temperature are estimated from the scaling behavior of the first zeros with increasing chain length. The results suggest that the model is of the same universality class as the usual θ point described by the model with only nearest-neighbor interaction.

PACS numbers: 82.35.Lr, 64.60.F-, 87.15.A-, 87.15.Cc

^{a)}Electronic mail: sykimm@cjnu.ac.kr

^{b)}Electronic mail: jul@ssu.ac.kr

I. INTRODUCTION

A flexible polymer chain in a dilute solution is influenced by both hydrophobic interactions between the monomers and the excluded volume effect. The attractive interactions are neglected at high temperatures or in a good solvent, but become significant as the temperature T is lowered. As T reaches a special temperature θ , the linear polymer undergoes an abrupt change from an expanded conformation for $T > \theta$ to a fully compact conformation for $T < \theta^{1-3}$. Long polymer in a good solvent is a critical system, and the collapse transition at $T = \theta$ has been identified as a tricritical transition^{3,4}. The θ point behavior is well-described by self-avoiding walks with attractive interaction energy assigned for each pair of nonbonded nearest-neighbor monomers. The tricritical exponents take the mean-field values for $d > 3$, and there are logarithmic corrections at $d = 3^{3-8}$. A great deal of studies have been performed to understand the nature of the collapse transition in two dimensions⁵⁻³³, which is expected to exhibit much more non-trivial behavior than its higher dimensional counterparts.

In this work, we study the collapse transition of a polymer on a square lattice, with both nearest-neighbor (NN) and next nearest-neighbor (NNN) interactions present, by calculating the exact partition functions up to chain length $N = 36$. We estimate the crossover exponent and the transition temperature from the zeros of the partition function, and also from the specific heat. Although the method of partition function zeros became one of the most popular tools for studying the critical phenomena with the advancement of computational power^{34,35}, there are few works where partition function zeros of lattice polymers were calculated. For examples, exact partition function zeros were computed for the simple-cubic lattice up to chain length 13³⁶, for the face-centered lattice up to chain length 9³⁷, and for the square lattice up to chain length 36^{28,29}. Only NN interactions were present in these works. In fact, the current work is the first instance where a *square*-lattice polymer with NNN interactions is ever studied. It was only on a hexagonal lattice that models with NNN interactions were studied previously⁸⁻¹³.

By introducing NNN interactions, the transition behavior is much more pronounced than that of the model only with NN interactions²⁹. The results suggest that the model belongs to the same universality class as the one described by the model with only NN interactions.

II. THE NUMBER OF CONFORMATIONS

Conformations of a polymer chain with N monomers are modeled as a two-dimensional self-avoiding chain of length N on a square lattice. The position of the monomer i is given by $\mathbf{r}_i = (k, l)$, where integers k and l are the Cartesian coordinates relative to an arbitrary origin. Chain connectivity requires $|\mathbf{r}_i - \mathbf{r}_{i+1}| = 1$, i.e., bond length is unity. Due to the excluded volume, there can be no more than one monomer on each lattice site, $\mathbf{r}_i \neq \mathbf{r}_j$ for $i \neq j$. The attractive hydrophobic interaction is incorporated by assigning the energies $-\epsilon_1 < 0$ and $-\epsilon_2 < 0$ for each non-bonded NN and NNN contact between monomers. The resulting Hamiltonian is

$$\mathcal{H} = -\epsilon_1 \sum_{i < j} \Delta(\mathbf{r}_i, \mathbf{r}_j) - \epsilon_2 \sum_{i < j} \tilde{\Delta}(\mathbf{r}_i, \mathbf{r}_j), \quad (1)$$

where

$$\Delta(\mathbf{r}_i, \mathbf{r}_j) = \begin{cases} 1 & \text{if } |i - j| > 1 \text{ and } |\mathbf{r}_i - \mathbf{r}_j| = 1, \\ 0 & \text{otherwise,} \end{cases} \quad (2)$$

and

$$\tilde{\Delta}(\mathbf{r}_i, \mathbf{r}_j) = \begin{cases} 1 & \text{if } |\mathbf{r}_i - \mathbf{r}_j| = \sqrt{2}, \\ 0 & \text{otherwise.} \end{cases} \quad (3)$$

The result when only NN interactions are present, corresponding to the θ point²⁹, can be reproduced by putting $\epsilon_2 = 0$. We consider the case with $\epsilon_1 = \epsilon_2 \equiv \epsilon$. The energy of the system is then $E = -\epsilon(K_1 + K_2) \equiv -\epsilon K$, where K_1 and K_2 are the number of contacts between NN and NNN monomers, respectively.

Here we define the reduced number of conformations $\omega_N(K)$, where conformations related by rigid rotations, reflections, and translations are regarded as equivalent, and counted only once. On the other hand, due to an assumption that the polymer chain has an intrinsic direction, the conformations with reverse labels $i \leftrightarrow N - i + 1$ for all $(i = 1, 2, \dots, N)$ are considered distinct. It is easy to see that the total number of conformations generated by rotations and reflections from a given conformation is eight, except for the straight chain where the total number of conformations generated by rotations and reflections is four due to invariance with respect to reflection perpendicular to the chain. The total number of conformations $\Omega_N(K)$ is obtained from $\omega_N(K)$ as follows:

$$\Omega_N(K) = \begin{cases} 8\omega_N(K) - 4 & \text{if } K = 0, \\ 8\omega_N(K) & \text{otherwise.} \end{cases} \quad (4)$$

Thus, one can achieve about eight-fold reduction in the computing time by enumerating the reduced number of conformations $\omega_N(K)$ instead of $\Omega_N(K)$ ²⁹. We obtained $\omega_N(K)$ up to $N = 36$ by the help of a parallel algorithm classifying conformations by sizes of rectangles they span³⁸.

III. PARTITION FUNCTION ZEROS IN THE COMPLEX TEMPERATURE PLANE

Yang and Lee³⁹ first introduced the concept of the partition function zeros in the complex fugacity plane, and found a mechanism for the occurrence of phase transitions in thermodynamic limit. Later, Fisher⁴⁰ showed that the partition function zeros in the complex temperature plane are very important in understanding phase transitions. For system exhibiting the temperature-driven phase transition, the locus of Fisher zeros forms a line and crosses the positive real axis in thermodynamic limit. The intersection point of the locus with the positive real axis corresponds to the critical temperature. The zeros closest to the positive real axis are called the *first* zeros, which approach the positive real axis as the system size increases.

The partition function of our model is

$$Z = \sum_K e^{-\beta\mathcal{H}} = \sum_K \Omega_N(K) y^K, \quad (5)$$

where $y \equiv \exp(\beta\epsilon)$ and $\beta \equiv 1/k_B T$. We see that since K is bounded, the partition function (5) is a n -th order polynomial of y where n is the maximum value of K . The partition function zeros y_i ($i = 1, 2, \dots, n$) are then obtained by solving the polynomial equation $Z(y) = 0$. The solution was found with MATHEMATICA. As can be seen from Fig. 1, the first zeros approach the positive real axis in the complex temperature plane as polymer length increases.

IV. THE SCALING BEHAVIOR AND THE CRITICAL EXPONENT

Near the critical temperature T_c , the radius of gyration (or the end-to-end distance) R_N of a polymer chain with N monomers is generally expressed by the scaling theory^{3,5},

$$\langle R_N^2 \rangle \sim N^{2\nu} f(\tau N^\phi), \quad (6)$$

where the reduced temperature is defined as $\tau \equiv |T - T_c|/T_c$ and the scaling function $f(x)$ behaves as follows:

$$f(x) = \begin{cases} x^{(6/(d+2)-2\nu)/\phi} & \text{if } x \rightarrow \infty, \\ \text{const.} & \text{if } x \rightarrow 0, \\ x^{(2/d-2\nu)/\phi} & \text{if } x \rightarrow -\infty. \end{cases} \quad (7)$$

The exponent ν represents the geometrical properties of a polymer, and the crossover exponent ϕ describes how rapidly the system undergoes the transition as T approaches T_c . The crossover exponent ϕ also describes how rapidly the first zeros approach the positive real axis as N increases²⁹,

$$\text{Im}[y_1(N)] \sim N^{-\phi}, \quad (8)$$

where $y_1(N)$ is a first zero for a polymer chain with N monomers. In finite-size systems with even N , the crossover exponent is approximated as

$$\phi(N) = -\frac{\ln\{\text{Im}[y_1(N+2)]/\text{Im}[y_1(N)]\}}{\ln\{(N+2)/N\}}, \quad (9)$$

which reduces to the exact value of ϕ in $N \rightarrow \infty$ limit, estimated by using the Bulirsch-Stoer (BST) extrapolation⁴¹. We obtain 0.4422(14) for the crossover exponent as shown in Fig. 2, where the estimated error could be further reduced by removing unreliable data obtained from $N < 18$. The error is estimated by examining the robustness of the extrapolated value with respect to perturbations of the data points, but it is not a statistically rigorous confidence level^{29,41}. Therefore, we estimated the error by slightly changing the ratio of NNN and NN interactions, $R \equiv \epsilon_2/\epsilon_1$, which we set to 1 in the current work. We change R by 0.5, and get $\phi = 0.428$ for both $R = 0.5$ and 1.5. If we assume that R is irrelevant and combine the results for $R = 0.5, 1.0$, and 1.5, the resulting range of the crossover exponent is $0.428 \leq \phi \leq 0.442$. The result is consistent with the conjectured exact value of $\phi = 3/7 = 0.4286$ obtained from hexagonal lattice with random annealed forbidden faces⁸, as well as our previous estimate from the model with NN interactions only, $\phi = 0.422(12)$, suggesting that they belong to the same universality class. More extensive analysis for various values of R is postponed for a future study.

Without additional information, we assumed the leading finite size correction to ϕ is of order $O(N^{-1})$ when performing the BST procedure. We estimated the range of ϕ also by changing the leading exponent of the extrapolating function. With $R = 1$ fixed, we

performed BST extrapolation with the leading finite size correction of order $O(N^{-\omega})$ with $\omega = 0.5$ and 1.5 . We get $\phi = 0.418$ and 0.458 for $\omega = 0.5$ and 1.5 respectively, and combining these results with that for $\omega = 1.0$, we get $0.418 \leq \phi \leq 0.458$, again consistent with both the conjectured exact value and the estimate from the model with NN interactions only. Again, there is no evidence that our model belongs to a universality class different from that of the model with NN interactions only.

The real parts of the first zeros can be used to estimate the critical temperature y_c , by estimating the point they approach in the limit of $N \rightarrow \infty$,

$$\text{Re}[y_1(N)] - y_c \sim N^{-\phi}, \quad (10)$$

with the value of ϕ obtained above. The value of y_c , obtained by extrapolating the data for even N with $N \geq 18$, is $1.3279(41)$, which corresponds to $T_c/\epsilon = 3.526(39)$ (Fig. 3). It is also shown in Fig. 1 along with the result for the model where only NN interactions are present²⁹, corresponding to $y_c = 2.16(18)$ ($T_c = 1.30(17)$). The transition temperature becomes much higher when additional attractive NNN interactions are included, which is to be expected. We obtain $y_c = 1.3288(41)$ with the conjectured exact value $\phi = 3/7^8$, which is not much different from the result above. As can be seen from Fig. 1, the transition behavior is much more visible when we introduce NNN interactions.

V. SPECIFIC HEAT

Now we estimate the critical temperature y_c again by analyzing the behavior of the specific heat per monomer, for comparison with the result obtained from the partition function zeros. The specific heat per monomer is

$$\begin{aligned} \frac{C(T, N)}{\epsilon^2 N} &= \frac{1}{\epsilon^2 N} \frac{\partial E}{\partial T} \\ &= \frac{\beta^2}{\epsilon^2 N} \frac{\partial^2 \ln Z}{\partial \beta^2} \\ &= \frac{(\ln y)^2}{N} \left[\frac{\sum_K K^2 \Omega_N(K) y^K}{\sum_K \Omega_N(K) y^K} - \left(\frac{\sum_K K \Omega_N(K) y^K}{\sum_K \Omega_N(K) y^K} \right)^2 \right], \end{aligned} \quad (11)$$

which is plotted in Fig. 4 as a function of y for several values of N . The finite N approximation of the transition point, $y_c(N)$, is obtained from the condition $\frac{\partial C}{\partial y} = 0$. We observe a peak around $y \simeq 1.5$, which becomes sharper as N increases. By applying the BST extrapolation

to the finite-size scaling

$$y_c(N) - y_c(\infty) \sim N^{-\phi}, \quad (12)$$

we obtain the transition point $y_c(\infty) = 1.265(19)$, equivalent to $T_c/\epsilon = 4.25(29)$, where the data for even N with $18 \leq N \leq 36$ were used. $y_c(N)$ is displayed in Fig. 5 as a function of $1/N^\phi$, along with the extrapolated value $y_c(\infty)$. The current result is not drastically different from that obtained by the partition function zeros, but the precision is lower due to the fact that the specific heat is riddled by noisy contributions from zeros other than the first ones²⁹.

VI. DISCUSSIONS

In this work, we studied the collapse transition of a square-lattice polymer with both NN and NNN interactions, by calculating the exact partition function zeros up to chain length $N = 36$. The crossover exponent ϕ and the transition temperature T_c were obtained by examining their scaling behavior with increasing chain length. We estimated T_c also by calculating the specific heat from the exact partition function. Our results suggest that the polymer with both NN and NNN interactions on a square lattice belongs to the θ universality class described by the model where only NN interactions are present, but by introducing NNN interactions, the transition behavior becomes more pronounced than the model with only NN interactions²⁹.

ACKNOWLEDGMENTS

This work was supported by Mid-career Researcher Program through NRF grant funded by the MEST (No.2010-0000220).

REFERENCES

- ¹P. J. Flory, *Principles of Polymer Chemistry* (Cornell University Press, Ithaca, 1967).
- ²H. S. Chan and K. A. Dill, *Annu. Rev. Biophys. Biophys. Chem.* **20**, 447 (1991).
- ³P.-G. de Gennes, *J. Physique Lett.* **36**, 55 (1975).
- ⁴R. B. Griffiths, *Phys. Rev. B* **7**, 545 (1973).

- ⁵M. J. Stephen, Phys. Lett. A **53**, 363 (1975).
- ⁶A. Baumgärtner, J. Physique **43**, 1407 (1982).
- ⁷H. Saleur, J. Stat. Phys. **45**, 419 (1986).
- ⁸B. Duplantier and H. Saleur, Phys. Rev. Lett. **59**, 539 (1987).
- ⁹P. H. Poole, A. Coniglio, N. Jan, and H. E. Stanley, Phys. Rev. Lett. **60**, 1203 (1988).
- ¹⁰B. Duplantier and H. Saleur, Phys. Rev. Lett. **60**, 1204 (1988).
- ¹¹P. H. Poole, A. Coniglio, N. Jan, and H. E. Stanley, Phys. Rev. B **39**, 495 (1989).
- ¹²B. Duplantier and H. Saleur, Phys. Rev. Lett. **62**, 1368 (1989).
- ¹³C. Vanderzande, A. L. Stella, and F. Seno, Phys. Rev. Lett, **67**, 2757 (1991).
- ¹⁴A. L. Kholodenko and K. F. Freed, J. Phys. A **17**, L191 (1984); J. Chem. Phys. **80**, 900 (1984).
- ¹⁵T. M. Birshtein, S. V. Buldyrev, and A. M. Elyashevitch, Polymer **26**, 1814 (1985).
- ¹⁶B. Derrida and H. Saleur, J. Phys. A **18**, L1075 (1985).
- ¹⁷V. Privman, J. Phys. A **19**, 3287 (1986).
- ¹⁸A. Coniglio, N. Jan, I. Majid, and H. E. Stanley, Phys. Rev. B **35**, 3617 (1987).
- ¹⁹F. Seno, A. L. Stella, and C. Vanderzande, Phys. Rev. Lett. **61**, 1520 (1988).
- ²⁰B. Duplantier and H. Saleur, Phys. Rev. Lett. **61**, 1521 (1988).
- ²¹F. Seno and A. L. Stella, J. Phys. (France) **49**, 739 (1988).
- ²²H. S. Chan and K. A. Dill, Macromolecules **22**, 4559 (1989).
- ²³H. Meirovitch and H. A. Lim, Phys. Rev. Lett. **62**, 2640 (1989).
- ²⁴B. Duplantier and H. Saleur, Phys. Rev. Lett. **62**, 2641 (1989).
- ²⁵P. Grassberger and R. Hegger, J. Phys. I. (France) **5**, 597 (1995).
- ²⁶G. T. Barkema, U. Bastolla, and P. Grassberger, J. Stat. Phys. **90**, 1311 (1998).
- ²⁷S. L. Narasimhan, P. S. R. Krishna, K. P. N. Murthy, and M. Ramanadham, Phys. Rev. E **65**, 010801(R) (2001).
- ²⁸J. Lee, J. Korean Phys. Soc. **44**, 617 (2004).
- ²⁹J. H. Lee, S.-Y. Kim, and J. Lee, J. Chem. Phys. **133**, 114106 (2010).
- ³⁰J. Zhou, Z.-C. Ou-Yang, and H. Zhou, J. Chem. Phys. **128**, 124905 (2008).
- ³¹A. G. Cunha-Netto, R. Dickman, and A. A. Caparica, Comput. Phys. Commun. **180**, 583 (2009).
- ³²M. Gaudreault and J. Viñals, Phys. Rev. E **80**, 021916 (2009).
- ³³S. Caracciolo, M. Gherardi, M. Papinutto, and A. Pelissetto, J. Phys. A **44**, 115004 (2011).

- ³⁴I. Bena, M. Droz, and A. Lipowski, Int. J. Mod. Phys. B **19**, 4269 (2005) and references therein.
- ³⁵C.-N. Chen and C.-Y Lin, Physica A **350**, 45 (2005).
- ³⁶R. Finsy, M. Janssens, and A. Bellemans, J. Phys. A **8**, L106 (1975).
- ³⁷D. C. Rapaport, J. Phys. A **10**, 637 (1977).
- ³⁸J. H. Lee, S.-Y. Kim, and J. Lee, Comput. Phys. Commun. **182**, 1027 (2011).
- ³⁹C. N. Yang and T. D. Lee, Phys. Rev. **87**, 404 (1952); T. D. Lee and C. N. Yang, Phys. Rev. **87**, 410 (1952).
- ⁴⁰M. E. Fisher, in *Lectures in Theoretical Physics*, edited by W. E. Brittin (University of Colorado Press, Boulder, 1965), Vol. 7c, p. 1.
- ⁴¹R. Bulirsch and J. Stoer, Numer. Math. **6**, 413 (1964).

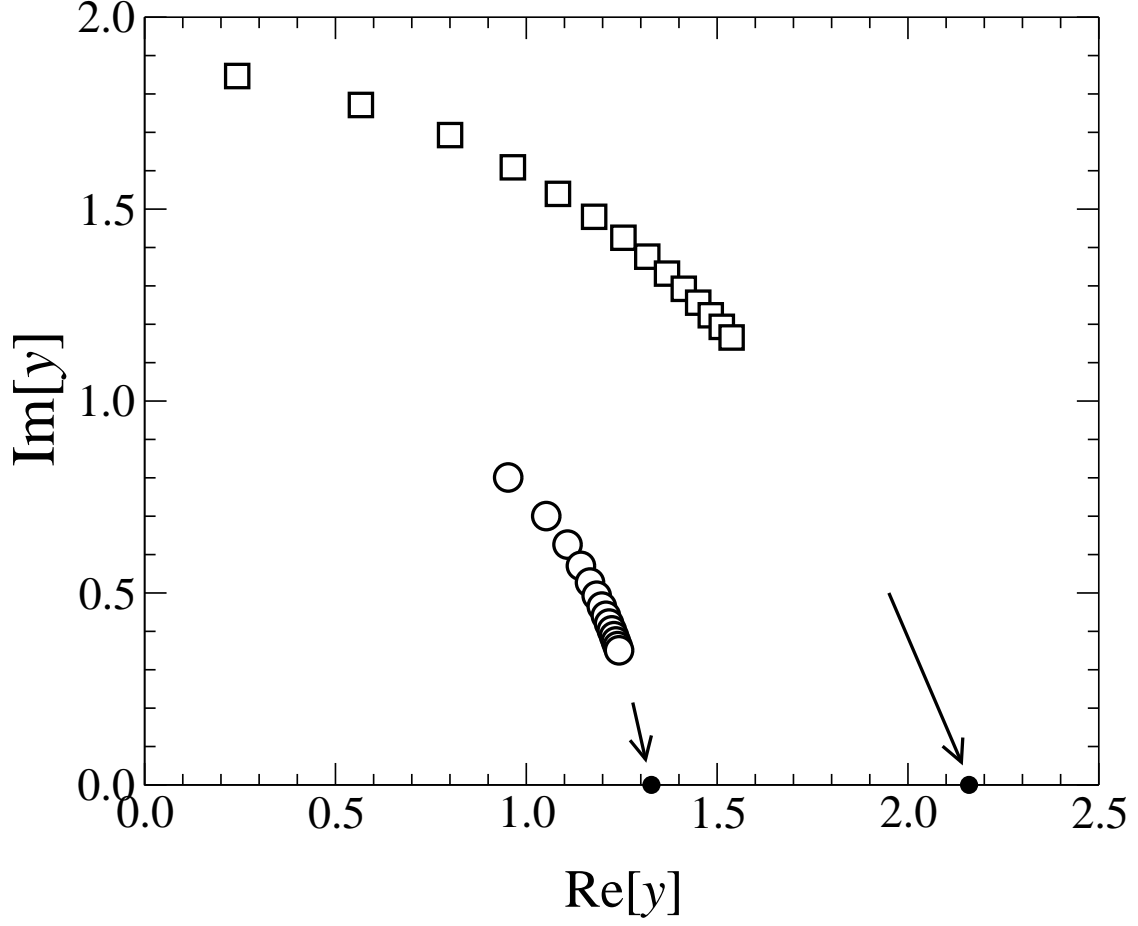


FIG. 1. Positions of the first zeros in the first quadrant of the complex temperature ($y = e^{\beta\epsilon}$) plane for $N = 10, 12, \dots, 36$. Open circles indicate the results when both NN and NNN interactions are present, and open squares are those for the model with NN interactions only. Two dots indicated by arrows are the corresponding values of y_c .

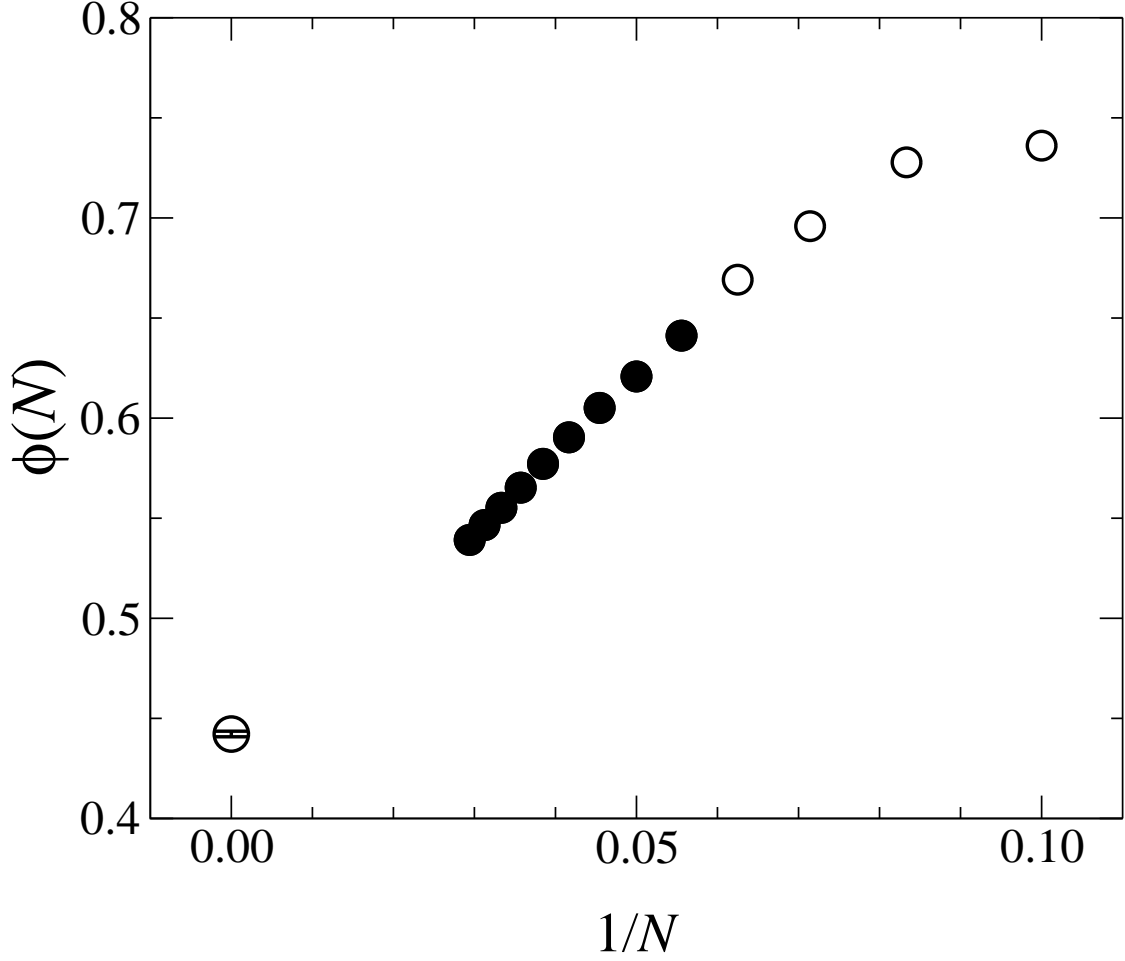


FIG. 2. The finite size approximations of the crossover exponent, $\phi(N)$, are shown as a function of $1/N$ for even N with $10 \leq N < 18$ (open circles) and $N \geq 18$ (solid circles). The value of $\phi = 0.4422(14)$ for $N \rightarrow \infty$ (the open circle with an error bar) is estimated by the BST extrapolation for $N \geq 18$.

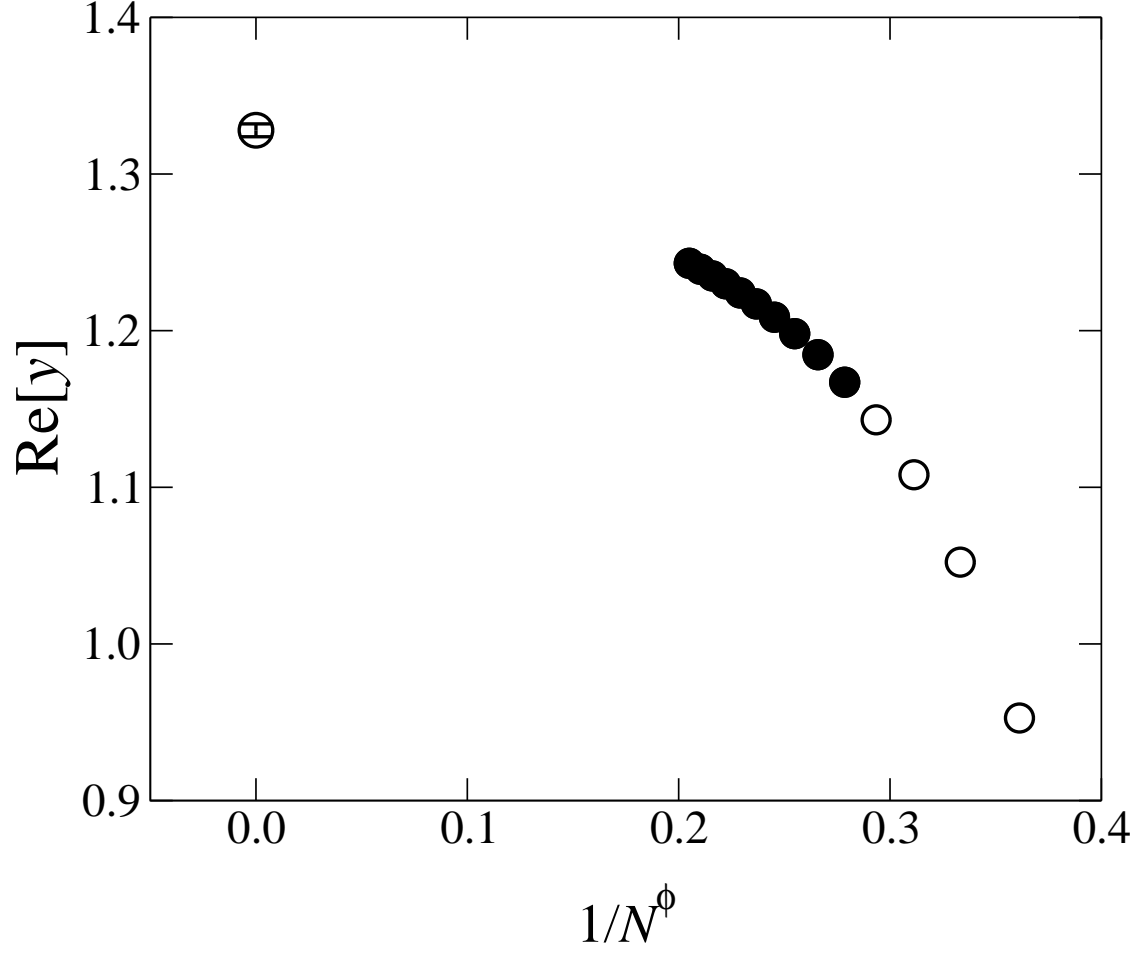


FIG. 3. The real parts of the first zeros are shown as a function of $1/N^\phi$ for even N with $10 \leq N < 18$ (open circles) and $N \geq 18$ (solid circles). The value of $y_c = 1.3279(41)$ (the open circle with an error bar) for $N \rightarrow \infty$ is estimated by the BST extrapolation for $N \geq 18$ with $\phi = 0.4422$.

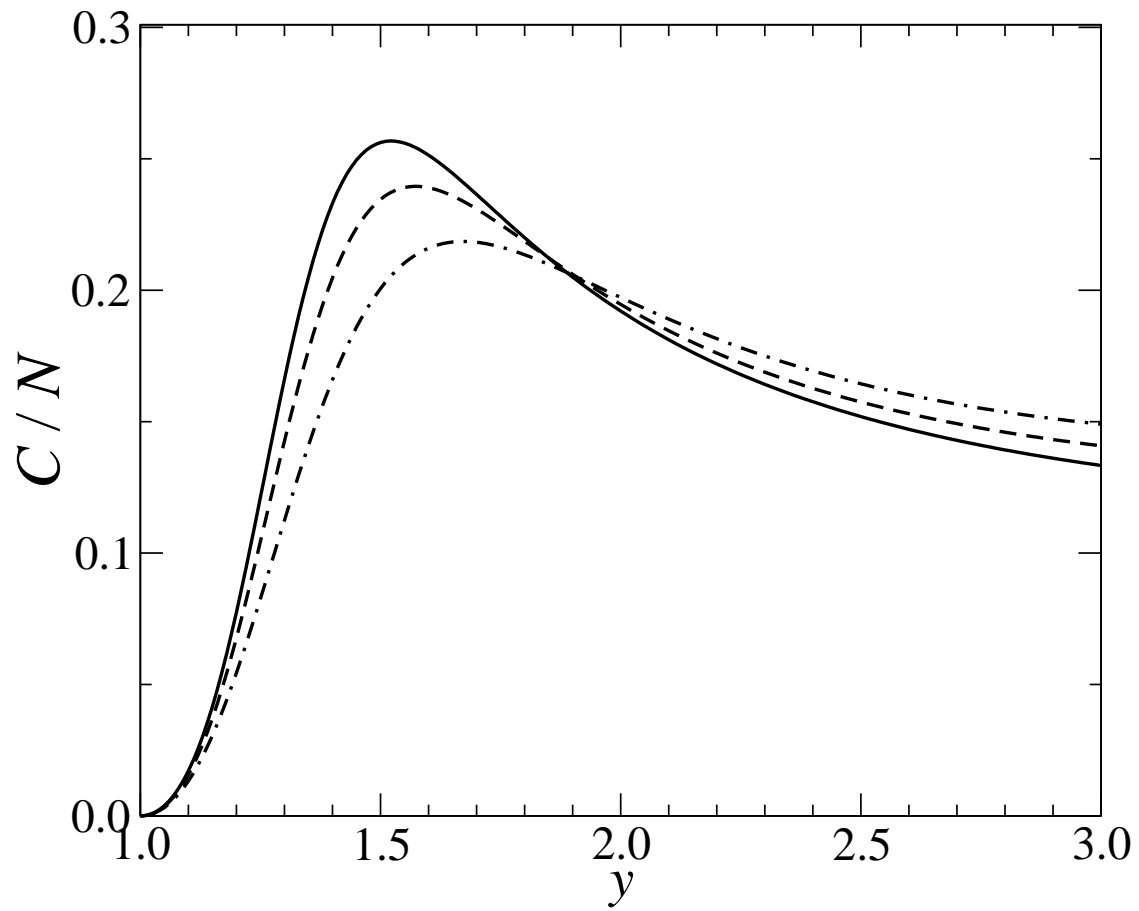


FIG. 4. The specific heat for $N = 20, 28$, and 36 from bottom to top.

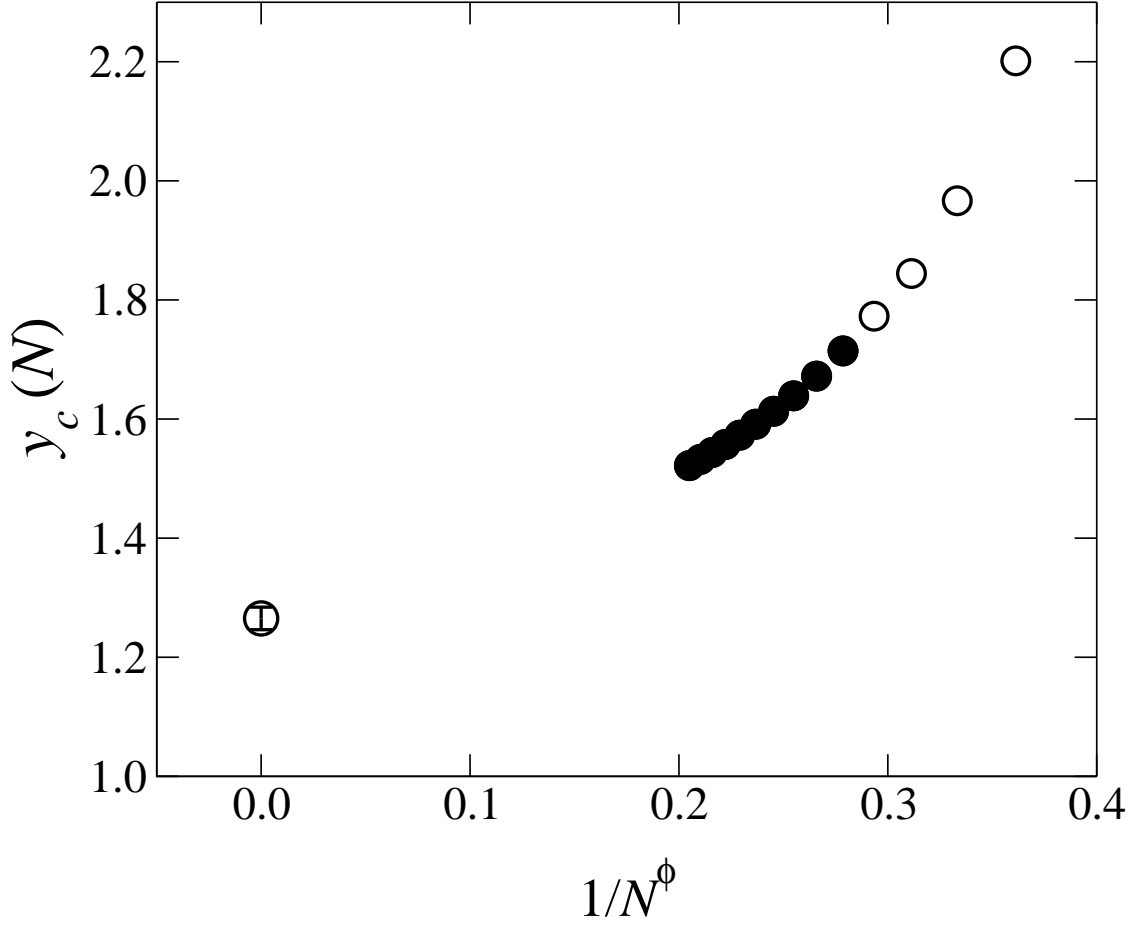


FIG. 5. The finite size approximation of y_c obtained from the specific heat, $y_c(N)$, are shown as a function of $1/N^\phi$ for even N with $10 \leq N < 18$ (open circles) and $N \geq 18$ (solid circles). The value of $y_c(\infty) = 1.265(19)$ (the open circle with an error bar) is estimated by the BST extrapolation for $N \geq 18$ with $\phi = 0.4422$.