

A symbiotic two-species contact process

Marcelo Martins de Oliveira^{1*}, Renato Vieira Dos Santos², and Ronald Dickman^{2†}

¹*Departamento de Física e Matemática, CAP,*

Universidade Federal de São João del Rei,

36420-000 Ouro Branco, Minas Gerais - Brazil

²*Departamento de Física and National Institute of
Science and Technology for Complex Systems, ICEx,*

Universidade Federal de Minas Gerais, C. P. 702,

30123-970 Belo Horizonte, Minas Gerais - Brazil

(Dated: September 18, 2018)

arXiv:1205.5974v1 [cond-mat.stat-mech] 27 May 2012

* email: mmdeoliveira@ufsj.edu.br

† email: dickman@fisica.ufmg.br

Abstract

We study a contact process (CP) with two species that interact in a symbiotic manner. In our model, each site of a lattice may be vacant or host individuals of species A and/or B; multiple occupancy by the same species is prohibited. Symbiosis is represented by a reduced death rate, $\mu < 1$, for individuals at sites with both species present. Otherwise, the dynamics is that of the basic CP, with creation (at vacant neighbor sites) at rate λ and death of (isolated) individuals at a rate of unity. Mean-field theory and Monte Carlo simulation show that the critical creation rate, $\lambda_c(\mu)$, is a decreasing function of μ , even though a single-species population must go extinct for $\lambda < \lambda_c(1)$, the critical point of the basic CP. Extensive simulations yield results for critical behavior that are compatible with the directed percolation (DP) universality class, but with unusually strong corrections to scaling. A field-theoretical argument supports the conclusion of DP critical behavior. We obtain similar results for a CP with creation at second-neighbor sites and enhanced survival at first neighbors, in the form of an annihilation rate that decreases with the number of occupied first neighbors.

PACS numbers: 05.50.+q,05.70.Ln,05.70.Jk,02.50.Ey,87.23.Cc

Keywords:

I. INTRODUCTION

Absorbing-state phase transitions have attracted much interest in recent decades, as they appear in a wide variety of problems, such as population dynamics, heterogeneous catalysis, interface growth, and epidemic spreading [1–3, 5, 6]. Interest in such transitions has been further stimulated by recent experimental realizations [7, 8].

The absorbing-state universality class associated with directed percolation (DP) has proven to be particularly robust. DP-like behavior appears to be generic for absorbing-state transitions in models with short-range interactions and lacking a conserved density or symmetry beyond translational invariance [9, 10]. By contrast, models possessing two absorbing states linked by particle-hole symmetry belong to the voter model universality class [11].

The contact process (CP) [12] is probably the best understood model exhibiting an absorbing-state phase transition; it has been known for many years to belong to the DP class. The CP can be interpreted as a stochastic birth-and-death process with a spatial structure. As a control parameter (the reproduction rate λ) is varied, the system undergoes a phase transition between extinction and survival. In this context it is natural to seek a manner to include symbiotic interactions in the CP. In the present work, this is done by allowing two CPs (designated as species A and B) to inhabit the same lattice. The two species interact via a reduced death rate, μ , at sites occupied by individuals of both species. (Aside from this interaction, the two populations evolve independently.) We find, using mean-field theory and Monte Carlo simulation, that the symbiotic interaction favors survival of a mixed population, in that the critical reproduction rate λ_c decreases as we reduce μ . Note that for $\lambda(\mu) < \lambda < \lambda(1)$, *only* mixed populations survive; in isolation, either species must go extinct.

In addition to its interest as a simple model of symbiosis, the critical behavior of the two-species CP is intriguing in the context of nonequilibrium universality classes. By analogy with the (equilibrium) n -vector model, in which the critical exponents depend on the number of spin components n , one might imagine that the presence of two species would modify the critical behavior. Using extensive simulations, we

find that the critical behavior is consistent with that of directed percolation (DP), although with surprisingly strong corrections to scaling. An argument based on field theory supports the conclusion of DP scaling. We note that our result agrees with that of Janssen, who studied general multi-species DP processes [13]. Similar conclusions apply to a related model, a CP with creation at second-neighbor sites and enhanced survival at first neighbors, in the form of an annihilation rate that decreases with the number of occupied first neighbors. (In this case the two species inhabit distinct sublattices.)

The balance of this paper is organized as follows. In the next section we define the models and analyze them using mean-field theory. In Sec. III we present our simulation results, and in Sec. IV we discuss a field-theoretic approach. Sec. V is devoted to discussion and conclusions.

II. MODELS AND MEAN-FIELD THEORY

To begin we review the definition of the basic contact process. Following the usual nomenclature, we refer to an active site as being occupied by a “particle” and an inactive one as “vacant”. The CP [12] is a stochastic interacting particle system defined on a lattice, with each site i either occupied by a particle [$\sigma_i(t) = 1$], or vacant [$\sigma_i(t) = 0$]. Transitions from $\sigma_i = 1$ to $\sigma_i = 0$ occur at a rate of unity, independent of the neighboring sites. The reverse transition, a vacant site becoming occupied, is only possible if at least one of its nearest neighbors (NNs) is occupied: the transition from $\sigma_i = 0$ to $\sigma_i = 1$ occurs at rate λr , where r is the fraction of NNs of site i that are occupied. Thus the state $\sigma_i = 0$ for all i is absorbing. At a certain critical value λ_c the system undergoes a phase transition between the active and the absorbing state [12]. The CP has been studied intensively via series expansion and Monte Carlo simulation, and its critical properties are known to high precision [1, 3–6].

We now define a two-species symbiotic contact process (CP2S). Let the indicator variables for occupation of site i by species A and B be σ_i and η_i , respectively. The allowed states for a site, (σ_i, η_i) , are $(0, 0)$, $(0, 1)$, $(1, 0)$, and $(1, 1)$. The transitions

$(0, 0) \rightarrow (0, 1)$ and $(1, 0) \rightarrow (1, 1)$ occur at rate λr_A with r_A the fraction of NNs bearing a particle of species A. Similarly, the rate for the transitions $(0, 0) \rightarrow (1, 0)$ and $(0, 1) \rightarrow (1, 1)$ is λr_B with r_B the fraction of NNs bearing a particle of species B. The transitions $(0, 1) \rightarrow (0, 0)$ and $(1, 0) \rightarrow (0, 0)$ occur at a rate of unity, whereas $(1, 1) \rightarrow (1, 0)$ and $(1, 1) \rightarrow (0, 1)$ at rate μ . This set of transition rates describes a pair of contact processes inhabiting the same lattice. For $\mu = 1$ the two processes evolve independently, but for $\mu < 1$ they interact symbiotically, since the annihilation rates are reduced at sites with both species present. We note that the rates are symmetric under exchange of species labels A and B.

We also study a CP with creation at second-neighbor sites. In Ref. [14] a modified CP was defined so:

i) In addition to creation at NNs, at rate λ_1 , we allow creation at *second neighbors*, at rate λ_2 . For bi-partite lattices such as the ring or the square lattice, λ_1 is the rate of creation in the opposite sublattice, while λ_2 is the rate in the same sublattice as the replicating particle.

ii) The annihilation rate at a given site is $1 + \nu n^2$, with n denoting the number of occupied NNs.

For $\nu > 0$, the presence of particle in one sublattice tends to suppress their survival in the other, leading to the possibility of sublattice ordering, as discussed in [14].

Suppose now that $\lambda_1 = 0$, and let $\lambda_2 \equiv \lambda$. Then the populations in the two sublattices constitute distinct species, since creation is always in the same sublattice. For $\nu < 0$, moreover, the two species interact in a symbiotic manner, analogous to that in the two-species CP defined above. (For $\nu = 0$ the two sublattices evolve independently.) We call this process the symbiotic sublattice contact process (CP-SLS).

Both the CP2S and CPSLS possess four phases: the fully active phase (nonzero populations of both species), a symmetric pair of partly active phases (only one species present), and the inactive phase (all sites inactive). The latter is absorbing while the partly active phases represent absorbing subspaces of the dynamics. (That is, a species cannot reappear once it goes extinct.) Let $\lambda_{c,0}$ denote the critical

creation rate of the basic CP. In the CP2S with $\mu = 1$ (or the CPSLS with $\nu = 0$), the critical creation rate must be $\lambda_{c,0}$. The same applies for the transitions from the partly active phases to the absorbing one, regardless of the value of μ or ν . Intuitively, in the presence of symbiotic interactions, one expects the transition from the fully active to the absorbing phase to occur at some $\lambda_c < \lambda_{c,0}$, since the annihilation rate is reduced. Since this expectation is borne out numerically, the partly active phases are of little interest, as they are not viable in the vicinity of the fully active-absorbing phase transition. Understanding the latter transition is the principal objective of this study.

As a first step in characterizing the phase diagrams of the models, we develop mean-field approaches. The derivation of a dynamic mean-field theory (MFT) for an interacting particle system begins with the master equation for the set of one-site probabilities (or, more generally, the n -site joint probability distribution) [1]. In this equation, the n -site probability distribution is inevitably coupled to the distribution for $n + 1$ or more sites. An n -site MFT is obtained by estimating the latter distribution(s) in terms of that for n sites. Here we consider the simplest cases, $n = 1$ and 2.

Consider the CP2S in the one-site approximation. Denoting the probabilities for a given site to be vacant, occupied by species A only, by species B only, and doubly occupied by p_0 , p_A , p_B , and p_{AB} , respectively, assuming spatial homogeneity, and factorizing two-site joint probabilities ($p[(\sigma_i, \eta_i), (\sigma_j, \eta_j)] = p[(\sigma_i, \eta_i)]p[(\sigma_j, \eta_j)]$) one readily obtains the equations

$$\begin{aligned}
\frac{dp_0}{dt} &= -\lambda p_0(\rho_A + \rho_B) + p_A + p_B, \\
\frac{dp_A}{dt} &= \lambda p_0 \rho_A + \mu p_{AB} - (1 + \lambda \rho_B) p_A, \\
\frac{dp_B}{dt} &= \lambda p_0 \rho_B + \mu p_{AB} - (1 + \lambda \rho_A) p_B, \\
\frac{dp_{AB}}{dt} &= \lambda(p_A \rho_B + p_B \rho_A) - 2\mu p_{AB},
\end{aligned} \tag{1}$$

where $\rho_A = p_A + p_{AB}$ and $\rho_B = p_B + p_{AB}$. If one species is absent (so that, say,

$p_B = p_{AB} = 0$) this system reduces to the MFT for the basic contact process, $\dot{p}_A = \lambda p_A(1 - p_A) - p_A$, with a critical point at $\lambda = 1$. To study the effect of symbiosis we seek a symmetric solution, $p_A = p_B = p$. In this case one readily finds the stationary solution:

$$\bar{p} = \frac{\mu}{2\lambda(1-\mu)} \left[2(1-\mu) - \lambda + \sqrt{\lambda^2 - 4\mu(1-\mu)} \right]. \quad (2)$$

and

$$\bar{p}_{AB} = \frac{\lambda p^2}{\mu - \lambda p} \quad (3)$$

For $\mu \geq 1/2$, p grows continuously from zero at $\lambda = 1$, marking the latter value as the critical point. The activity grows linearly, $p \simeq [\mu/(2\mu-1)](\lambda-1)$, in this regime. For $\mu < 1/2$, however, the expression is already positive for $\lambda = \sqrt{4\mu(1-\mu)} < 1$, and there is a *discontinuous* transition at this point. The value $\mu = 1/2$ may be viewed as a tricritical point; here $p \sim \sqrt{\lambda-1}$ for $\lambda > 1$. Numerical integration of the MFT equations confirms the above results. For $\mu < 1/2$, MFT in fact furnishes the *spinodal* values of λ . For a given set of initial probabilities, the numerical integration converges to the active stationary solution for $\lambda \geq \lambda^*$ and to the absorbing state for smaller values of λ . For the most favorable initial condition, i.e., $p_{AB}(0) \rightarrow 1$, $\lambda^* \rightarrow \lambda^{(-)} = \sqrt{4\mu(1-\mu)}$, the lower spinodal, while for a vanishing initial activity, $\rho_A, \rho_B \rightarrow 0$, $\lambda^* \rightarrow \lambda^{(+)} = 1$. The stationary activity at λ^* is nonzero. Fig. 1 shows the stationary probabilities versus λ for $\mu = 1/4$.

The two-site MFT for the one-dimensional CP2S involves ten pair probabilities and a set of thirty-two transitions. The resulting phase diagram is qualitatively similar to that of the one-site MFT. For $\mu > 0.75$, the transition is continuous and occurs at $\lambda = 2$, the same value as for the basic CP at this level of approximation. There is a tricritical point at $\mu = 0.75$, below which the transition is discontinuous; Fig. 2 shows the phase phase boundary.

The one-site mean-field theory (MFT) for the CPSL was developed in Ref. [14]. Adapted to the present case (creation only in the same sublattice, symbiotic interaction), the equation is

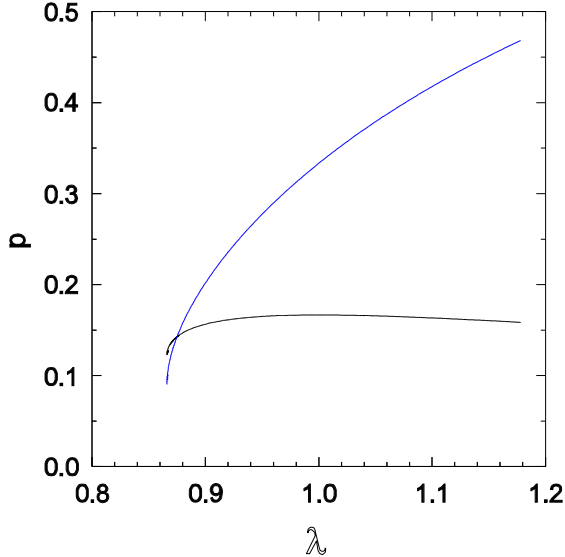


FIG. 1: Density p of species A (lower curve) and of doubly occupied sites, p_{AB} (upper curve) in the one-site approximation for the CP2S, $\mu = 0.25$.

$$\frac{d\rho_A}{dt} = -(1 - \nu q^2 \rho_B^2)\rho_A + \lambda_2 \rho_A (1 - \rho_A) \quad (4)$$

and similarly for $\rho_A \rightleftharpoons \rho_B$, on a lattice of coordination number q . (Here ρ_j denotes the fraction of occupied sites in sublattice j .) As we seek a symmetric solution, we set $\rho_A = \rho_B$. The resulting equation yields a continuous phase transition at $\lambda = 1$, independent of ν . (Note that ν must be greater than $-1/16$; smaller values correspond to a *negative* annihilation rate, for ρ near unity.) The two-site approximation is likely to provide a better description of the CPSLS, since in this case the nearest-neighbor double occupancy probability is an independent variable, analogous to p_{AB} in the one-site MFT of the CP2S. Since such an analysis is unlikely to result in additional insights, we shall not pursue it here.

Although MFT predicts a discontinuous phase transition in the CP2S in any number of dimensions, such a transition is not possible in one-dimensional systems with short-range interactions and free of boundary fields [24]. In one dimension the active-absorbing transition should be continuous, as we have indeed verified in sim-

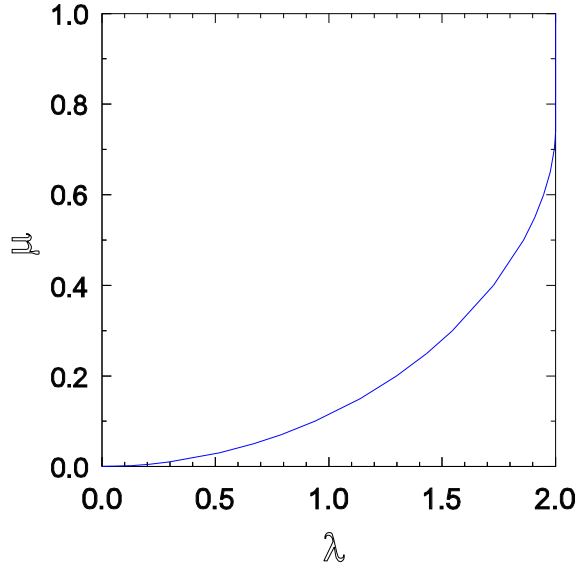


FIG. 2: Phase boundary in the $\lambda - \mu$ plane as given by two-site MFT for the CP2S on the line. The curved portion represents the lower spinodal, $\lambda^{(-)}(\mu)$.

ulations. Although our simulations show no evidence of a discontinuous transition in two dimensions ($d = 2$), such a transition remains a possibility for $d \geq 2$, for small values of μ . A discontinuous transition might also arise under rapid particle diffusion, as this generally favors mean-field-like behavior.

III. SIMULATIONS

We performed extensive Monte Carlo simulations of the CP2S on rings and on the square lattice (with periodic boundaries), and of the CPSLS on rings. A general observation is that both models appear to be more strongly affected by finite-size corrections than is the basic CP.

In the simulation algorithm for the two-species CP, we maintain two lists, i.e., of singly and doubly occupied sites. Let N_s and N_d denote, respectively, the numbers of such sites, so that $N_p = N_s + 2N_d$ is the number of particles. The total rate of (attempted) transitions is $\lambda N_p + N_s + 2\mu N_d \equiv 1/\Delta t$, where Δt is the time increment

associated with a given step in the simulation. At each such step, we choose among the events: (1) creation attempt by an isolated particle, with probability $\lambda N_s \Delta t$; (2) creation attempt by a particle at a doubly occupied site, with probability $2\lambda N_d \Delta t$; (3) annihilation of an isolated particle, with probability $N_s \Delta t$; and (4) annihilation of a particle at a doubly occupied site, with probability $2\mu N_d$. Once the event type is selected we choose a site i from the appropriate list. In case of annihilation, a particle is simply removed, while creation requires the choice of a neighbor, j , of site i , and can only proceed if j is not already occupied by a particle of the species to be created. For creation by a particle at a doubly occupied site, the species of the daughter particle is chosen to be A or B with equal probability, and similarly for annihilation at a doubly occupied site.

In simulations of the CPSLS we maintain a list of occupied sites. At each step a site is selected from the list; an attempt to create a new particle, at one of the second-neighbor sites, is chosen with probability $p = \lambda / (1 + \lambda_2 + \mu n_1^2)$; the site is vacated with the complementary probability, $1 - p$. The time increment associated with each event is $\Delta t = 1/N_p$, with N_p the number of particles just prior to the event.

A. Results: CP2S in one dimension

We studied the CP2S using three values of μ : 0.9, 0.75, and 0.25. While the first case may be seen as a relatively small perturbation of the usual CP ($\mu = 1$), the third represents a very strong departure from the original model. We perform three kinds of studies: quasi-stationary (QS) [15], initial decay (starting from a maximally active configuration), and spreading, in which the initial condition is a doubly occupied site in an otherwise empty lattice. Although the critical value, $\lambda_c(\mu)$, can be estimated using each method, spreading simulations proved the most effective in this regard.

In the QS simulations, we study system sizes 800, 1600, 3200, 6400, and 12800, with each run lasting 10^7 time units; averages and uncertainties are calculated over 10 - 80 runs. We use three well established criteria to estimate the critical value:

(1) power-law dependence of the order parameter on system size, $\rho \sim L^{-\beta/\nu_\perp}$, and (2) of the lifetime, $\tau \sim L^z$, as well as (3) convergence of the moment ratio, $m_\rho(L)$, to a finite limit, m_c , as $L \rightarrow \infty$ [16]. Here $m_\rho \equiv \langle \rho^2 \rangle / \langle \rho \rangle^2$. The order parameter is defined as the density of individuals, i.e., $\rho = (N_A + N_B)/L$. A related quantity of interest is the density q of doubly occupied sites; the moment ratio m_q is defined in a manner analogous to m_ρ . Two further quantities of interest are the scaled variances of ρ and q ; we define $\chi_\rho \equiv L^d \text{var}(\rho)$ and similarly for χ_q . The expected critical behavior is $\chi \sim L^{\gamma/\nu_\perp}$, where the critical exponent γ satisfies the hyperscaling relation $\gamma = d\nu_\perp - 2\beta$ [1].

A preliminary estimate of λ_c is obtained from the crossings of m_ρ for successive system sizes, L and $2L$. For $\mu = 0.75$, for example, this yields $\lambda_c = 3.0337$. The plot of m_ρ and m_q (see Fig. 3) indicates that $\lambda_c > 3.0336$ (since m_ρ curves upward), while the slight downward curvature for $\lambda = 3.0037$ suggests that this value may be slightly above critical. This graph also suggests that m_ρ and m_q approach the same limiting value, despite marked differences for smaller system sizes. Table I summarizes our findings for the critical parameters obtained from QS simulations.

TABLE I: CP2S in one dimension: results from QS simulations, $L = 800, 1600, 3200, 6400$, and 12800 . For $\mu = 0.25$ the maximum size is 6400 .

μ	λ_c	β/ν_\perp	z	m_ρ	m_q	$(\gamma/\nu_\perp)_\rho$	$(\gamma/\nu_\perp)_q$
0.9	3.2273(1)	0.25(2)	1.50(5)	1.168(12)	1.164(4)	0.627(20)	0.474(7)
0.75	3.03370(5)	0.241(6)	1.64(5)	1.163(10)	1.166(2)	0.528(6)	0.486(1)
0.25	1.76297(1)	0.248(3)	1.56(4)	1.168(3)	1.169(3)	0.500(1)	0.492(2)
CP/DP	3.29785	0.25208(5)	1.5807(1)	1.1736(1)		0.49584(9)	

The initial decay studies use, as noted above, an initial configuration with all sites doubly occupied. The activity then decays, following a power law, $\rho \sim t^{-\delta}$, at the critical point [17], until it saturates at its QS value. The larger the system size, the longer the period of power-law decay, and the more precise the resulting estimate for the critical exponent δ ; here we use $L = 25600$ or 51200 . Averages are calculated over 500-3000 realizations. As the order parameter decays, its fluctuations build

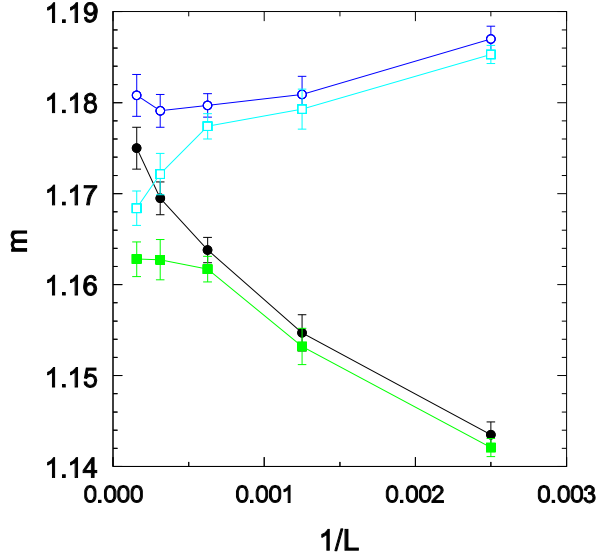


FIG. 3: (Color online) QS Simulation of one-dimensional CP2S: moment ratios m_ρ (filled symbols) and m_q (open symbols) versus $1/L$ for the one-dimensional model with $\mu = 0.75$. The upper curve in each pair is for $\lambda = 3.0336$, the lower for $\lambda = 3.0337$.

up; at the critical point, the moment ratio is expected to follow $m - 1 \sim t^{1/z}$ [18]. Since we expect ρ and q to scale in the same manner, we define exponents δ_ρ and δ_q , and, similarly, z_ρ and z_q , based on the behavior of m_ρ and m_q , respectively. Figure 4, for $\mu = 0.9$, shows that ρ and q decay in an analogous manner, and follow power laws at long times, although there are significant deviations from a simple power law at short times; the decay exponents are consistent with the value of δ for directed percolation in one space and one time dimension (see Table II). The growth of fluctuations follows a more complicated pattern, as shown in Fig. 5. At relatively short times, $m_\rho - 1 \sim t^{1/z_\rho}$, with $z_\rho = 1.63(2)$, not very different from the DP value; $m_q - 1$ also grows as a power law in this regime, but with an apparent exponent of $z_q = 2.06(1)$. At longer times z_ρ appears to take a smaller value (1.31(1) for $7.5 < \ln t < 10.5$), while z_q shifts to a value close to that of DP (1.61(1) for $10 < \ln t < 14$). The reason for the distinct behaviors of m_ρ and m_q , in marked contrast with the similar scaling of $\rho(t)$ and $q(t)$, is unclear. While scaling

anomalies are observed in the initial decay studies for $\mu = 0.9$ and 0.75 , for strong symbiosis ($\mu = 0.25$) they are absent, as seen in Table II, which summarizes the results of the initial decay studies. (In this table, the values listed for z_ρ and z_q reflect the latter part of the evolution, during which the order parameter decays in the expected manner.)

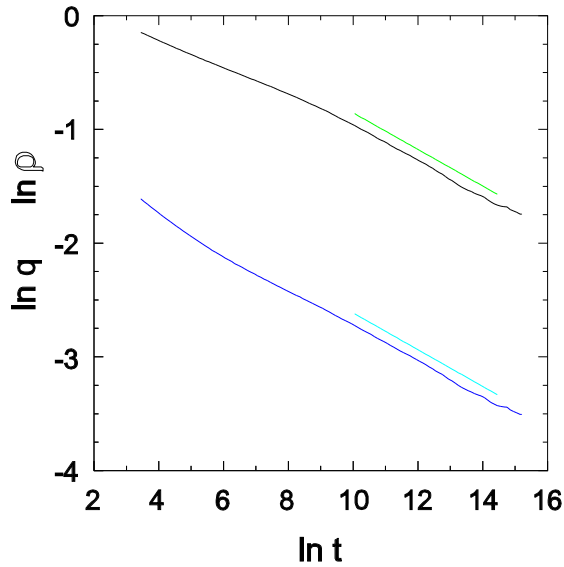


FIG. 4: (Color online) Initial-decay simulation of CP2S in one dimension: decay of the particle density ρ (upper curve) and the density q of doubly-occupied sites in initial decay studies with $\mu = 0.9$, $\lambda = 3.2273$, system size $L = 51200$. The slopes of the regression lines are -0.161 (ρ) and -0.162 (q).

TABLE II: CP2S in one dimension: results from initial-decay studies.

μ	L	λ_c	δ	z_ρ	z_q
0.9	51200	3.2273	0.161(1)	1.44(1)	1.54(2)
0.75	25600	3.0337	0.1625(10)	1.48(4)	1.55(4)
0.25	51200	1.76297	0.1581(3)	1.56(1)	1.58(1)
DP			0.1599	1.5807(1)	

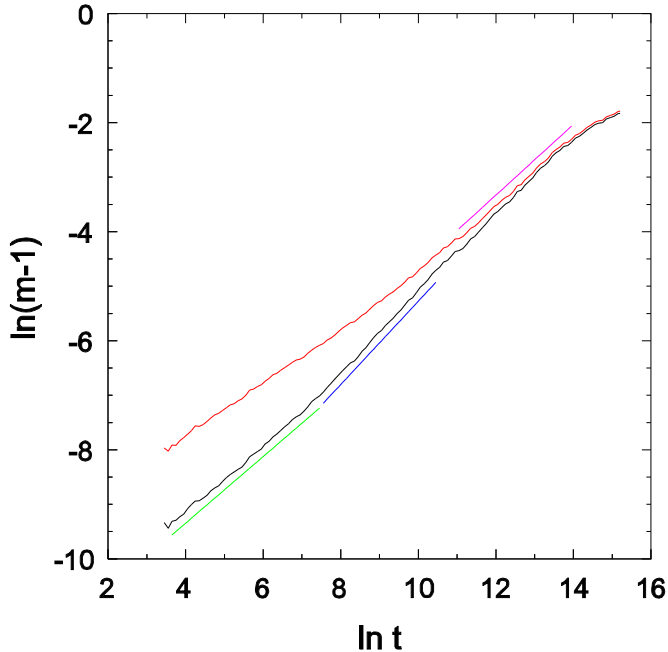


FIG. 5: (Color online) Initial-decay simulation of CP2S in one dimension: growth of fluctuations in ρ (lower curve) and q (upper curve) for parameters as in Fig. 4. The slopes of the regression lines are (left to right): 0.613, 0.694, and 0.649.

In the spreading studies, each realization runs to a maximum time of t_m (unless it falls into the absorbing state prior to this). The system size is taken large enough so that activity never reaches the boundary. Here we use $t_m = 2 \times 10^6$ and $L = 10^5$; averages are calculated over 10^4 or 2×10^4 realizations. At the critical point, one expects to observe power-law behavior of the survival probability, $P(t) \sim t^{-\delta}$, the mean number of particles, $n(t) \sim t^\eta$, and the mean-square distance of particles from the initial seed, $R^2(t) \sim t^{z_s}$ [17]. Here δ is the same exponent as governs the initial decay of the activity, and z_s is related to the dynamic exponent z via $z_s = 2/z$. Deviations from asymptotic power laws, indicating off-critical values of the control parameter λ , are readily identified in spreading simulations, leading to precise estimates for λ_c .

The spreading behavior is characterized by clean power laws, as illustrated in Fig. 6. As this plot makes clear, the mean particle number, n_p , and the mean number of doubly occupied sites, n_2 , grow with the same critical exponent. Precise

estimates of the spreading exponents are obtained via analysis of local slopes such as $\delta(t)$, defined as the inclination of a least-square linear fit to the data (on logarithmic scales), on the interval $[t/a, at]$. (The choice of the factor a represents a compromise between high resolution, for smaller a , and insensitivity to fluctuations, for larger values; here we use $a = 4.59$.) Curvature in a plot of a local slope versus $1/t$ signals an off-critical value. Figure 7 shows the behavior of $\delta(t)$ for $\mu = 0.25$. The spreading exponents, summarized in Table III, are in good agreement with the values for DP in 1+1 dimensions. (We note that in all three cases, $\eta_p = \eta_2$ to within uncertainty.)

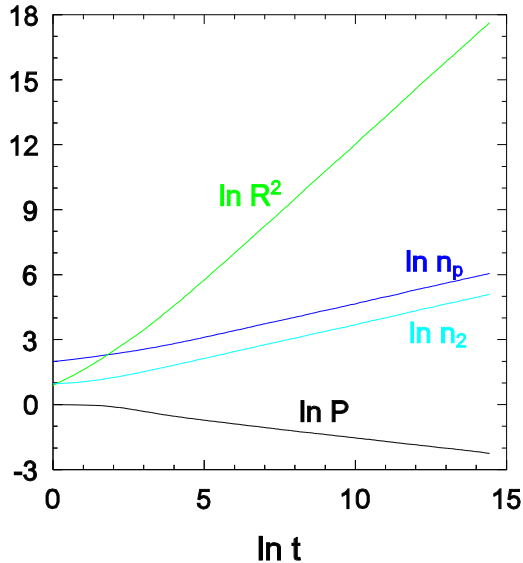


FIG. 6: (Color online) Spreading simulation of CP2S in one dimension: survival probability $P(t)$, total particle number $n_p(t)$, number of doubly occupied sites, $n_2(t)$, and mean-square distance from seed, $R^2(t)$. Parameters $\mu = 0.25$, $\lambda = 1.76297$.

B. Contact process with creation at second-neighbors

We studied the CPSLS using QS and initial decay simulations. The results from the former, based on FSS analysis of studies using $L = 800, 1600, 3200, 6400,$ and 12800 , are summarized in Table IV. The value of ν_{\perp} was estimated (for $\nu =$

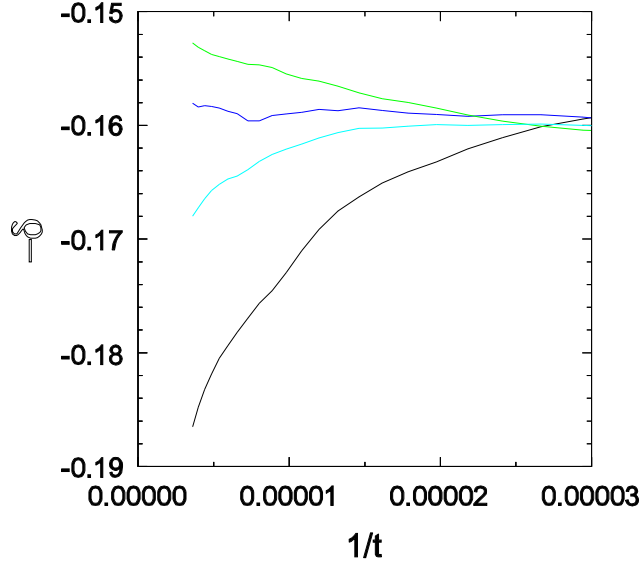


FIG. 7: (Color online) Spreading simulation of CP2S in one dimension: local slope $\delta(t)$ versus $1/t$ for $\mu = 0.25$ and (lower to upper) $\lambda = 1.7629, 1.76295, 1.76297,$ and 1.7630 .

TABLE III: One-dimensional CP2S: Results from spreading simulations.

μ	λ_c	δ	η	z_s
0.9	3.2273	0.165(1)	0.310(1)	1.257(2)
0.75	3.0337	0.1595(5)	0.3180(5)	1.265(5)
0.25	1.76297	0.158(1)	0.315(3)	1.265(10)
DP	3.29785	0.15947(5)	0.31368(4)	1.26523(3)

-0.1 only) via analysis of the derivatives $|dm/d\lambda|$, $d \ln \tau/d\lambda$ and $d \ln \rho_p/d\lambda$ in the neighborhood of the critical point. Finite-size scaling implies that the derivatives follow $|dx/dp| \propto L^{1/\nu_\perp}$ (here x stands for any of the quantities mentioned). We estimate the derivatives via least-squares linear fits to the data on an interval that includes λ_c . (The intervals are small enough that the graphs show no significant curvature.) Linear fits to the data for m , $\ln \rho_p$, and $\ln \tau$ yield $1/\nu_\perp = 0.94(2)$, $0.92(3)$, and (again) $0.92(3)$, respectively, leading to the estimate $\nu_\perp = 1.08(3)$.

Results of the initial decay studies are summarized in Table V. As in the two-

species CP, the value of z obtained from analysis of $m(t)$ appears to be smaller than the DP value, whereas the result obtained from QS simulations is consistent with that of DP.

TABLE IV: One-dimensional CPSLS: results from quasistationary simulations.

ν	λ_c	β/ν_\perp	z	m_c	ν_\perp
-0.05	3.1489(1)	0.235(8)	1.63(5)	1.154(5)	1.08(3)
-0.1	2.8878(1)	0.242(1)	1.612(12)	1.161(3)	
-0.2	2.0502(1)	0.253(6)	1.59(1)	1.170(6)	
DP	3.29785	0.25208(5)	1.5807(1)	1.1736(1)	1.096854(4)

TABLE V: One-dimensional CPSLS: results from initial decay simulations.

μ	L	λ_c	δ	z
-0.05	50000	3.1489	0.1458(5)	1.45(2)
-0.1	50000	2.8878	0.1484(7)	1.45(3)
-0.2	20000	2.0503	0.1597(3)	1.53(1)
DP			0.1599	1.5807(1)

C. Two-species contact process in two dimensions

We performed extensive Monte Carlo simulations of the CP2S on square lattices using both initial decay and quasi-stationary (QS) simulations. In order to locate the critical point with good precision, we study the initial decay of the particle density, starting from a maximally active initial condition (all sites doubly occupied). We use lattices of linear size $L = 4000$, and average over at least 20 different realizations. Figure 8 shows the decay of $\rho(t)$ for $\mu = 0.1$. After an initial transient, during which the density evolves slowly, the particle density follows a power law with $\delta = 0.46(1)$, compatible with the value ($\delta = 0.4523(10)$) for the DP class in 2+1 dimensions.

The transient behavior lasts longer, the larger is μ , as shown in Fig. 9. However the relaxation is seen to cross over to DP-like behavior for all values studied, except for $\mu = 0.9$, for which the transient regime persists throughout the entire simulation.

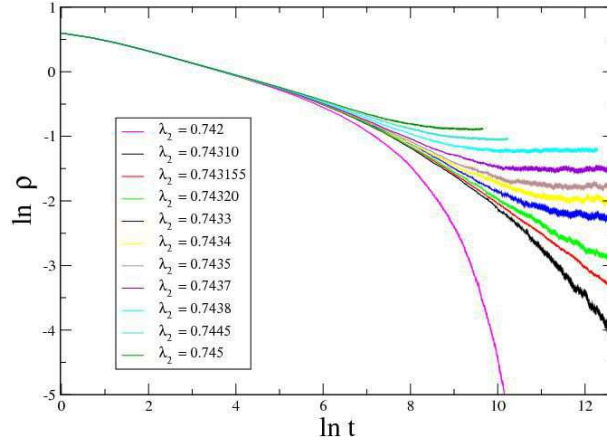


FIG. 8: (Color online) CP2S in two dimensions: Density of active sites starting from a maximally active initial condition, for $\mu = 0.1$, and λ values as indicated. System size: $L = 4000$.

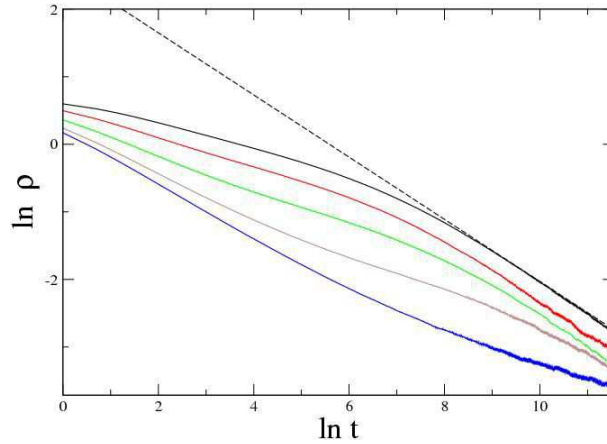


FIG. 9: (Color online) CP2S in two dimensions: density of active sites starting from a maximally active initial condition, for $\mu = 0.1, 0.25, 0.5, 0.75$ and 0.9 (from top to bottom) and $\lambda = \lambda_c(\mu)$ (see Table VI). The slope of the dashed line is -0.45 . System size: $L = 4000$.

Having determined λ_c to good precision in the initial decay studies, we perform QS simulations of the model on square lattices of linear size $L = 20, 40, \dots, 320$ with periodic boundaries. Figure 10 shows moment-ratio crossings and the finite-size scaling behavior of the density and lifetime for $\mu = 0.1$. For the larger sizes we obtain $\beta/\nu_{\perp} = 0.78(1)$ and $z = 1.74(2)$, in good agreement with the best estimates

TABLE VI: Simulation: critical parameters for the two-dimensional CP2S.

μ	λ_c	β/ν_\perp	z	δ	m_p	m_q
0.9	1.64515(5)	0.63(5)	1.95(5)	> 0.35	1.40(2)	1.52(2)
0.75	1.61640(5)	0.73(5)	1.78(6)	0.44(3)	1.32(3)	1.33(3)
0.5	1.47290(5)	0.74(3)	1.72(3)	0.46(2)	1.298(8)	1.322(8)
0.25	1.13730(5)	0.76(2)	1.73(2)	0.45(2)	1.30(2)	1.31(2)
0.1	0.743160(5)	0.78(1)	1.73(2)	0.46(1)	1.305(10)	1.315(12)
CP/DP	1.64874(4)	0.797(3)	1.7674(6)	0.4523(10)	1.3264(5)	

for DP in 2+1 dimensions. Simulation results for the two-dimensional model are summarized in Table VI.

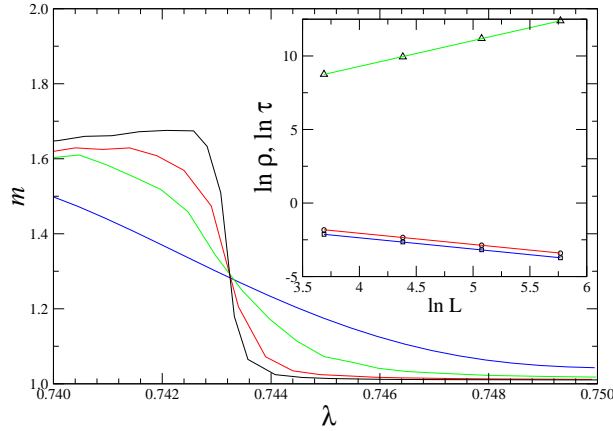


FIG. 10: (Color online) CP2S in two dimensions: QS moment ratio of particles vs. λ , for $\mu = 0.1$ (System sizes: $L = 40, 80, 160, 320$ in order of steepness). Inset: QS density of active sites (circles), density of doubly occupied sites (squares) and lifetime of the QS state (triangles), for $\mu = 0.1$.

IV. FIELD THEORETIC ANALYSIS

In this section we extend the field theory or continuum representation of DP to the two-species case, to determine whether the presence of additional species changes the scaling behavior. Since the theory of DP has been known for some time, we give a bare outline of this analysis, referring the reader to references [19–23] for details. To begin, we modify the lattice model so as to facilitate the definition of a continuum description following the Doi-Peliti formalism [19, 20], which has been applied to DP in [21] and [23]. (The latter study applies the Wilson renormalization

group to the problem.)

In the Doi-Peliti formalism, the master equation governing the evolution of the probability vector $|P(t)\rangle \equiv \sum_{\mathcal{C}} p(\mathcal{C}, t) |\mathcal{C}\rangle$ (the sum is over all configurations), is written in the form $d|P\rangle/dt = L|P\rangle$, where the evolution operator L is composed of creation and annihilation operators. Starting from this “microscopic” description, one derives an effective action \mathcal{S} via a path-integral mapping. Then, taking the continuum limit, one arrives at a field theory for the model. Of the many lattice models that belong to the DP universality class, the simplest to analyze in this manner is the Malthus-Verhulst process (MVP). Here, each site i of a lattice hosts a number $n_i \geq 0$ of particles. The transitions at a given site are creation ($n_i \rightarrow n_i + 1$) at rate λn_i and annihilation ($n_i \rightarrow n_i - 1$) at rate $\mu n_i + \nu n_i(n_i - 1)$. In addition, particles hop between nearest-neighbor sites at rate D .

For the MVP on a ring of ℓ sites, one has the set of basis configurations $|n_1, \dots, n_\ell\rangle$. Letting c_i and c_i^\dagger denote, respectively, annihilation and creation operators associated with site i , we have, by definition, $c_i |n_1, \dots, n_i, \dots, n_\ell\rangle = n_i |n_1, \dots, n_i - 1, \dots, n_\ell\rangle$ and $c_i^\dagger |n_1, \dots, n_i, \dots, n_\ell\rangle = |n_1, \dots, n_i + 1, \dots, n_\ell\rangle$. Then the evolution operator for the MVP is,

$$L_{MVP} = \sum_i \left[\lambda (c_i^\dagger - 1) c_i^\dagger c_i + (1 - c_i^\dagger) (\mu + \nu c_i) c_i \right] + \frac{D}{2} \sum_i \left[(c_i^\dagger - c_{i+1}^\dagger) c_{i+1} + (c_i^\dagger - c_{i-1}^\dagger) c_{i-1} \right] \quad (5)$$

Following the steps detailed in [21], one arrives at the effective action for the MVP,

$$\mathcal{S}_{MVP} = \int dt \int dx \left[\hat{\psi} (\partial_t + w - D \nabla^2) \psi + \nu \hat{\psi} \psi^2 - \lambda \hat{\psi}^2 \psi \right], \quad (6)$$

where $w \equiv \mu - \lambda$, the continuum limit has been taken, and terms higher than third order have been discarded, as they are irrelevant to critical behavior. (We recall that $\hat{\psi}(x, t)$ is an auxiliary field that arises in the mapping. The operator that governs the evolution of the probability generating function is given by the functional integral

$$U_t = \int \mathcal{D}\psi \int \mathcal{D}\hat{\psi} \exp[-\mathcal{S}(\psi, \hat{\psi})]; \text{ see [20, 21].}$$

The action of Eq. (6) is equivalent that of DP, and serves as the starting point for renormalization group (RG) analyses [9, 10, 23]. (One usually imposes the relation $\nu = \lambda$ via a rescaling of the fields, but this is not needed here.) In the RG analysis the bilinear term, naturally, defines the propagator, while the cubic terms correspond to the vertices shown in Fig. 11. These terms lead, via diagrammatic analysis, to a nontrivial DP fixed point below $d_c = 4$ dimensions. The one-loop diagrams which yield, to lowest order, the recursion relations for parameters w , λ , and ν are shown in Fig. 12.

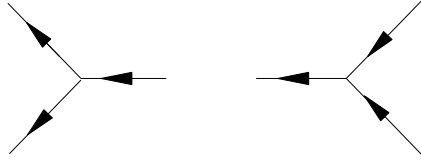


FIG. 11: The two three-field vertices in the field theory of DP. Lines exiting a vertex correspond to $\hat{\psi}$ while those entering correspond to ψ .

Now consider the two-species CP. To formulate a minimal field theory, we consider a two-species MVP; call it MVP2. Let m_i and n_i denote, respectively, the number of particles of species A and B at site i , and let a_i and a_i^\dagger , and b_i and b_i^\dagger , denote the associated annihilation and creation operators. We require the annihilation rate for species A to be a decreasing function of n_i and vice-versa; a simple choice for the annihilation rate of an A particle at site i is $\mu \exp[-\gamma n_i]$, where γ is a positive constant, and similarly for B particles, with n_i replaced by m_i . This corresponds to the evolution operator:

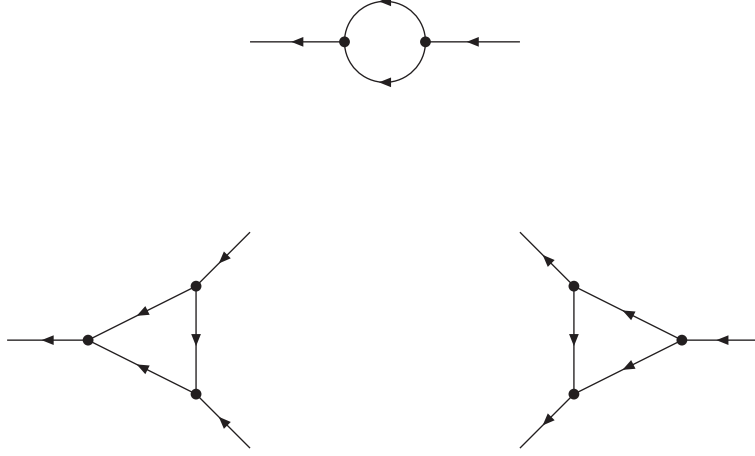


FIG. 12: The one-loop diagrams in the field theory of DP, leading to renormalization of w , μ , and λ , respectively.

$$\begin{aligned}
L_{MVP2} = & \sum_i \left[\lambda(a_i^\dagger - 1)a_i^\dagger a_i + (1 - a_i^\dagger)(\mu e^{-\gamma b_i^\dagger b_i} + \nu a_i)a_i \right] \\
& + \frac{D}{2} \sum_i \left[(a_i^\dagger - a_{i+1}^\dagger)a_{i+1} + (a_i^\dagger - a_{i-1}^\dagger)a_{i-1} \right] \\
& + \sum_i \left[\lambda(b_i^\dagger - 1)b_i^\dagger b_i + (1 - b_i^\dagger)(\mu e^{-\gamma a_i^\dagger a_i} + \nu b_i)b_i \right] \\
& + \frac{D}{2} \sum_i \left[(b_i^\dagger - b_{i+1}^\dagger)b_{i+1} + (b_i^\dagger - b_{i-1}^\dagger)b_{i-1} \right] \tag{7}
\end{aligned}$$

To avoid ambiguity, we interpret the exponentials as being in *normal order*, i.e., all creation operators to the left of annihilation operators. Recalling that terms with four or more fields are irrelevant, we may expand the exponentials, retaining only the terms $\propto b_i^\dagger b_i$ and $\propto a_i^\dagger a_i$. Using $:X:$ to denote the normal-ordered expression of X , it is straightforward to show that

$$:e^{-\gamma b^\dagger b} := 1 - (1 - e^{-\gamma})b^\dagger b + I \equiv 1 - \bar{\gamma}b^\dagger b + I, \tag{8}$$

where I consists of terms with four or more operators. (With the truncation comes the possibility of a negative rate, but this is of no consequence in the RG analysis.) Now, following the usual procedure, we obtain the effective action for the two-species

MVP:

$$\begin{aligned}
\mathcal{S}_{MVP2} = & \int dt \int dx \left[\hat{\psi}(\partial_t + w - D\nabla^2)\psi + \nu\hat{\psi}\psi^2 - \lambda\hat{\psi}^2\psi \right] \\
& + \int dt \int dx \left[\hat{\varphi}(\partial_t + w - D\nabla^2)\varphi + \nu\hat{\varphi}\varphi^2 - \lambda\hat{\varphi}^2\varphi \right] \\
& - \bar{\nu} \int dt \int dx \left[\hat{\varphi}\varphi\psi + \hat{\psi}\psi\varphi \right], \tag{9}
\end{aligned}$$

where $\bar{\nu} = \bar{\gamma}\mu$. Here ψ and $\hat{\psi}$ are fields associated with species A; φ and $\hat{\varphi}$ are associated with species B. The first two lines of the above expression correspond to independent MVPs; the third represents the symbiotic interaction between them. [While such a minimal action could have been “postulated” directly, we prefer to start with the microscopic expression of Eq. (7), since it describes a valid stochastic process.]

There are two cubic terms in the action involving only species A (i.e., the vertices shown in Fig. 11), two involving only B (those of Fig. 11 drawn, say, with broken lines) and two vertices with a *mixed pair* of incoming lines, and a single outgoing line, which may belong to either species. One readily identifies the one-loop diagrams leading to renormalization of the parameter $\bar{\nu}$. On the other hand, *no* diagrams (at any order) involving mixed-species vertices can affect the recursion relations for the DP parameters w , ν , and λ . The reason is that the presence of a mixed-species vertex anywhere in a diagram implies that the lines entering the diagram are mixed, so that it can only contribute to the recursion relation for $\bar{\nu}$. We conclude that the interaction between species cannot alter the scaling behavior, which must therefore remain that of DP. At one-loop order, there are two fixed-point values for $\bar{\nu}$, namely, 2λ and zero, the latter corresponding to independent processes.

V. CONCLUSIONS

We study symbiotic interactions in contact-process-like models in one and two dimensions. For this purpose, we propose a two-species model (CP2S), in which the death rate is reduced (from unity to μ), on sites occupied by both species. A

related model (CPSLS), in which each species is confined to its own sublattice, is also studied in one dimension, and found to exhibit similar behavior. Simulations reveal that the phase transition between active and absorbing states is continuous, and that the critical creation rate λ_c is reduced in the presence of symbiosis. This means that the loss of one species will rapidly lead to extinction, since the system is then a basic contact process operating at $\lambda < \lambda_c$. Although this might suggest identifying the density q of doubly occupied sites as the order parameter, we find that the particle density ρ (which includes a large contribution from singly occupied sites), scales in the same manner as q .

Mean-field theory (in both the one- and two-site approximations), predicts a discontinuous phase transition in any number of dimensions, for μ sufficiently small. A discontinuous transition between an active and an absorbing phase is not expected in one-dimensional systems of the kind studied here [24], nor do our simulations show any evidence of a discontinuous transition in two dimensions. Nevertheless, we cannot discard the possibility of such a transition for $d \geq 2$, for small values of μ , or under rapid particle diffusion, which generally favors mean-field-like behavior.

Overall, the critical behavior of the symbiotic models is consistent with that of directed percolation. Corrections to scaling are, however, more significant than in the basic CP, so that a study restricted to smaller systems, or to only one kind of simulation, could easily suggest non-DP behavior. These corrections are stronger, and of longer duration, the *smaller* the intensity of symbiosis. Thus, in the two-dimensional case, the decay of ρ (in initial-decay studies) attains the expected power-law regime (with a DP value for the decay exponent), *except* for $\mu = 0.9$, the weakest symbiosis studied. A similar tendency is observed in the QS simulations of the one-dimensional CP2S, for which the estimates for critical exponents and the critical moment ratio m_c differ most from DP values for $\mu = 0.9$.

In the initial-decay studies in one dimension, for smaller intensities of symbiosis (i.e., $\mu = 0.9$ and 0.75), we observe anomalous growth of fluctuations in the order parameter. The latter are characterized by $m_\rho - 1 = \text{var}(\rho)/\rho^2$, which is expected to grow $\sim t^{1/z}$, before saturating at its QS value. The growth at long times corresponds to a z value significantly smaller than that of DP. The exponent z_q associated with

the growth of m_q is substantially larger, though still slightly below the DP value. In contrast with these anomalies, the spreading exponents are found to take DP values in one dimension, *independent* of the degree of symbiosis. Thus we are inclined to regard the asymptotic scaling of the symbiotic models as being that of DP, and to interpret the deviations as arising from finite-time and finite-size corrections. One might conjecture that under strong symbiosis, the critical system is rapidly attracted to the DP fixed point (although not as rapidly as is the basic CP), whereas for weak symbiosis, it makes a long excursion into a regime in which DP-like scaling is not evident, before finally returning to the vicinity of the DP fixed point. The asymptotic scaling behavior is presumably associated with large, sparsely populated but highly correlated regions of doubly occupied sites, which, for reasons of symmetry, behave analogously to DP space-time clusters. The presence of isolated particles, which are relatively numerous and long-lived for weak symbiosis, could mask the asymptotic critical behavior, on short scales. We defer further analysis of these questions to future work.

Extending the field theory of DP to the two-species case, we find that the irrelevance of four-field terms makes DP extremely robust, since the only possible three-field vertices are already present in the single-species theory. This means that the interaction between species cannot alter the scaling behavior, as already noted by Janssen in the case of multi-species DP processes [13]. Our simulation results, as noted, support this conclusion. A more detailed field-theoretic analysis, including the evolution of the lowest order irrelevant terms, might shed some light on the scaling anomalies observed in the simulations.

Acknowledgments

We are grateful to Miguel A. Muñoz for helpful comments. This work was sup-

ported by CNPq and FAPEMIG, Brazil.

-
- [1] J. Marro and R. Dickman, *Nonequilibrium Phase Transitions in Lattice Models* (Cambridge University Press, Cambridge, 1999).
 - [2] M. A. Muñoz et al. in *Proceedings of the 6th Granada seminar on computational physics*, Ed. J. Marro and P. L. Garrido. (American Institute of Physics, 2001).
 - [3] G. Ódor, *Universality In Nonequilibrium Lattice Systems: Theoretical Foundations* (World Scientific, Singapore, 2007)
 - [4] H. Hinrichsen, *Adv. Phys.* **49**, 815 (2000).
 - [5] M. Henkel, H. Hinrichsen and S. Lubeck, *Non-Equilibrium Phase Transitions Volume I: Absorbing Phase Transitions* (Springer-Verlag, The Netherlands, 2008).
 - [6] G. Ódor, *Rev. Mod. Phys* **76**, 663 (2004).
 - [7] K. A. Takeuchi, M. Kuroda, H. Chaté, and M. Sano, *Phys. Rev. Lett.* **99**, 234503 (2007).
 - [8] L. Corté, P. M. Chaikin, J. P. Gollub, and D. J. Pine, *Nature Physics* **4**, 420 (2008).
 - [9] H. K. Janssen, *Z. Phys. B* **42**, 151 (1981).
 - [10] P. Grassberger, *Z. Phys. B* **47**, 365 (1982).
 - [11] I. Dornic, H. Chaté, J. Chave and H. Hinrichsen, *Phys. Rev. Lett.* **87**, 045701 (2001).
 - [12] T. E. Harris, *Ann. Probab.*, **2**, 969 (1974).
 - [13] H. K. Janssen, *J. Stat. Phys.* **103**, 801 (2001).
 - [14] M. M. de Oliveira and R. Dickman, *Phys. Rev. E* **84**, 011125 (2011)
 - [15] M. M. de Oliveira and R. Dickman, *Phys. Rev. E* **71**, 016129 (2005); R. Dickman and M. M. de Oliveira, *Physica A* **357**, 134 (2005).
 - [16] R. Dickman and J. Kamphorst Leal da Silva, *Phys. Rev. E* **58** 4266 (1998).
 - [17] P. Grassberger and A. de la Torre, *Ann. Phys. (N.Y.)* **122**, 373 (1979).
 - [18] R. da Silva, R. Dickman, and J. R. Drugowich de Felicio, *Phys. Rev. E* **70**, 067701 (2004).
 - [19] M. Doi, *J. Phys. A* **9**, 1465, 1479 (1976).
 - [20] L. Peliti, *J. Physique* **46**, 1469 (1985).

- [21] R. Dickman and R. Vidigal, *Braz. J. Phys.* **33**, 73 (2003).
- [22] U. C. Täuber, *Field-theory approaches to nonequilibrium dynamics*, Lect. Notes in Phys., vol. 716, pp. 295-348, (Springer-Verlag, Heidelberg, 2007).
- [23] F. van Wijland, K. Oerding, and H. J. Hilhorst, *Physica A***251**, 179 (1998).
- [24] H. Hinrichsen, eprint: cond-mat/0006212 (2000).