

# A Supersymmetric Explanation for High $A_{FB}(t\bar{t})$ Via $R$ -Parity Violation

B.C. Allanach

*DAMTP, CMS, University of Cambridge, Wilberforce Road, Cambridge, CB3 0WA, United Kingdom*

K. Sridhar

*TIFR, Homi Bhabha Road, Colaba, Mumbai 400 005, India*

(Dated: September 16, 2018)

We examine a supersymmetric explanation for the anomalously high forward backward asymmetry in top pair production measured by CDF and D0. We suppose that it is due to the  $t$ -channel exchange of a right-handed sbottom which couples to  $d_R$  and  $t_R$ , as is present in the  $R$ -parity violating minimal supersymmetric standard model. We show that all Tevatron and LHC experiments'  $t\bar{t}$  constraints may be respected for a sbottom mass between 300 and 1200 GeV, and a large Yukawa coupling  $> 2$ , yielding  $A_{FB}$  up to 0.16. The non Standard Model contribution to the LHC charge asymmetry parameter is  $\Delta A_C^y = 0.02 - 0.06$ , small enough to be consistent with current measurements but non-zero and positive, allowing for LHC confirmation in the future. A small additional contribution to the LHC  $t\bar{t}$  production cross-section is also predicted, allowing a further test.

PACS numbers:

In the 1.96 TeV centre of mass energy  $p\bar{p}$  collisions at the Tevatron collider, measurements of the  $t\bar{t}$  forward backward asymmetry  $A_{FB}$  were made by the CDF and D0 experiments. A non-zero value indicates that, in  $t\bar{t}$  production events, more  $ts$  were produced that travel in a forward direction  $N(c > 0)$  than those that travelled backward  $N(c < 0)$ <sup>1</sup>:

$$A_{FB} = \frac{N(c > 0) - N(c < 0)}{N(c > 0) + N(c < 0)}. \quad (1)$$

The Standard Model (SM) prediction of this quantity is  $A_{FB}^{SM} = 0.066 \pm 0.020$  [1], and dominantly derives from the interference between tree-level and one-loop quantum chromodynamics (QCD) diagrams. CDF measured an unfolded value<sup>2</sup>  $0.158 \pm 0.075$  [3, 4], whereas D0 measured  $0.196 \pm 0.065$  [5], each significantly higher than  $A_{FB}^{SM}$ . We suppose here that the discrepancy between measurements and the SM prediction for  $A_{FB}$  is due to a particular beyond the SM process, and examine other constraints to see if the explanation remains viable.

Since the LHC is a  $pp$  collider and thus has an initial state which is symmetric under  $c \leftrightarrow -c$ ,  $A_{FB}^{LHC} = 0$ . However, the LHC is able to measure a related but different charge asymmetry in the number of tops that are travelling at a smaller angle to the beam-line compared to the number of anti-tops that are travelling closer to the beam-line:

$$A_C^y = \frac{N(|y_t| > |y_{\bar{t}}|) - N(|y_{\bar{t}}| > |y_t|)}{N(|y_t| > |y_{\bar{t}}|) + N(|y_{\bar{t}}| > |y_t|)}, \quad (2)$$

<sup>1</sup>  $c = \cos \theta$ , where  $\theta$  is defined to be the scattering angle between incoming proton beam and outgoing top in the centre of mass frame of  $t\bar{t}$ .

<sup>2</sup> Different shower models can produce different values if used for unfolding because of the different treatments of QCD coherence [2], yielding effects on  $A_{FB}$  of order several percent.

where  $y_i = 1/2 \ln(E_i - p_{iz})/(E_i + p_{iz})$  is the rapidity of particle  $i$ . The SM prediction for 7 TeV collisions is  $A_C^{ySM} = 0.006 \pm 0.002$ , which is consistent with the combined ATLAS and CMS measurements  $A_C^y = -0.015 \pm 0.04$  [6, 7]. Any non-SM explanation for the high measured value of  $A_{FB}$  must also therefore not predict too high a value for a non-SM contribution  $\Delta A_C^y = A_C^y - A_C^{ySM}$ .

Many models have so far been proposed to explain  $A_{FB}$  measurements and several have failed other constraints. Axigluons,  $W'$  and  $Z'$  vector bosons, as well as the  $t$ -channel exchange of various scalars [8–10] have all been proposed. Here, we show that the exchange of a particular scalar: a right-handed sbottom, can explain a sizable enhancement to  $A_{FB}$  while respecting the other constraints.

The  $R$ -parity violating (RPV) interactions of the minimal supersymmetric standard model (MSSM) include the superpotential term

$$W = \frac{\lambda''_{313}}{2} \bar{T}_R \bar{D}_R \bar{B}_R, \quad (3)$$

where gauge indices have been suppressed and  $\bar{T}_R$ ,  $\bar{D}_R$ ,  $\bar{B}_R$  are chiral superfields containing the anti-right handed top  $\bar{t}_R$ , anti-right handed down  $\bar{d}_R$  and anti-right handed bottom quark  $\bar{b}_R$ , respectively.  $W = \lambda''_{312} \bar{T}_R \bar{D}_R \bar{S}_R$  could also explain  $A_{FB}$ , although the constraints on  $m_{\tilde{s}_R}$  are likely to be stronger than those on the  $\tilde{b}_R$ , since the strange PDFs are higher than the bottom PDFs, and so they will be predicted to be produced more readily at the LHC. The operator in Eq. 3 has an antisymmetric colour structure. Here, we shall work in a simplified model where we set all sparticles of the MSSM to be heavy, aside from the right-handed sbottom  $\tilde{b}_R$ . The coupling  $\lambda''_{313}$ , if it is the only non-negligible real RPV coupling, is not constrained to be small by indirect experimental

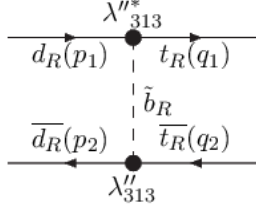


FIG. 1: Leading order supersymmetric (SUSY) contribution to  $A_{FB}$  from the RPV coupling  $\lambda''_{313}$  and right-handed sbottom exchange.  $p_1, p_2, q_1$  and  $q_2$  denote 4-momenta.

data [11, 12] for  $\tilde{b}_R$  that are not too light<sup>3</sup>. The strongest constraints from  $R_l = \Gamma(Z^0 \rightarrow \text{hadrons})/\Gamma(Z^0 \rightarrow l\bar{l})$  [14] are still too weak (for the right-handed sbottom masses  $> 300$  GeV that we shall be interested in) to be limiting. Eq. 3 has exactly the right properties to evade current stringent flavor constraints on di-quarks: it only couples to right-handed quarks and induces no tree-level flavour changing neutral currents [15].

The operator in Eq. 3 leads to an additional tree-level process that contributes to  $A_{FB}$ , the Feynman diagram of which is shown in Fig. 1. The tree-level  $\lambda''_{313} \neq 0$  contribution to the differential cross-section of  $t\bar{t}$  production is

$$\frac{d\Delta\sigma}{dc} = \frac{|\lambda''_{313}|^4 \beta \hat{s}}{384\pi} \left[ \frac{(\beta c - 1)}{\hat{s}(\beta c - 1) + 2m_t^2 - 2m_{\tilde{b}_R}^2} \right]^2 + \frac{\alpha_s |\lambda''_{313}|^2 \beta}{72\hat{s}} \frac{4m_t^2 + \hat{s}(\beta c - 1)^2}{\hat{s}(\beta c - 1) + 2m_t^2 - 2m_{\tilde{b}_R}^2}, \quad (4)$$

where  $\beta = \sqrt{1 - 4m_t^2/\hat{s}}$ ,  $\hat{s} = (p_1 + p_2)^2$ ,  $\alpha_s$  is the strong coupling constant and  $m_t$  is the top quark mass. Eq. 4 agrees with the expression for  $d\Delta\sigma/d\hat{t}$  in Ref. [16] and predicts a non-zero contribution to  $A_{FB}$  since it is not even in  $c$ . In order to calculate the non-SM contribution to the asymmetry  $\Delta A_{FB}$ , we must convolute Eq. 4 with the parton distribution functions (PDFs) for (anti-)down quarks in (anti-)protons numerically.

We now discuss the various constraints that we shall employ. Naively adding errors in quadrature, we find a CDF and D0 weighted average of  $A_{FB} = 0.187 \pm 0.037$ . When combined with the SM prediction, this implies a measured non-SM contribution of  $\Delta A_{FB} = A_{FB} - A_{FB}^{SM} = 0.121 \pm 0.042$ . On the other hand, Tevatron measurements of the SM total  $t\bar{t}$  production cross-section is

$0.037 < \Delta A_{FB} < 0.205$	$-0.079 < \Delta A_C^y < 0.061$
$-0.65 < \Delta\sigma_{t\bar{t}}^{TEV}/\text{pb} < 1.51$	$4 < \Delta\sigma_{t\bar{t}}^{TEV}(\text{bin})/\text{fb} < 156$
$-0.38 < \Delta A_{FB}^l < 0.23$	$0.062 < \Delta A_{FB}^h < 0.33$
$-19.2 < \Delta\sigma_{t\bar{t}}^{LHC7}/\text{pb} < 39.2$	

TABLE I: 95% CL constraints on new physics contributions to observables that are brought to bear upon our model. The limits have been derived by using naive summation in quadrature of all errors.

roughly in line with SM predictions. A non-SM component is restricted by [17]  $\Delta\sigma_{t\bar{t}}^{TEV} = 0.43 \pm 0.54$ . The differential production cross-section  $d\sigma_{t\bar{t}}^{TEV}/dm_{t\bar{t}}$  was measured by CDF in Ref. [18]. We shall employ (following Ref. [10]) the measurement  $\sigma_{t\bar{t}}^{TEV}(700 \text{ GeV} < m_{t\bar{t}} < 800 \text{ GeV}) = 80 \pm 37 \text{ fb}$ , versus a SM prediction of [19, 20]  $80 \pm 8 \text{ pb}$ , so the non-SM contribution  $\sigma_{t\bar{t}}^{TEV}(\text{bin})$  must not be too large. This invariant mass bin is far away from the bulk of the  $t\bar{t}$  differential cross-section, and so ought to provide information that is roughly independent of information from  $\sigma_{t\bar{t}}^{TEV}$ . At the 95% confidence level (CL), this leaves little room for a non-SM contribution of  $\Delta\sigma_{t\bar{t}}^{TEV}$ . ATLAS and CMS have [21, 22] measured the 7 TeV  $pp \rightarrow t\bar{t}$  cross-section to be  $\sigma_{t\bar{t}}^{LHC7} = 173.4 \pm 10.6 \text{ pb}$ , versus a SM prediction of  $163 \pm 10 \text{ pb}$ . In Table I, we summarise the constraints that we require predicted observables to satisfy.

Throughout the present paper, we calculate experimental observables using the matrix element event generator **MadGraph1.4.5** [23] assuming  $m_t = 173.1 \text{ GeV}$ , the **CTEQ6L1** PDFs [24] and using the **FeynRules** [25] implementation of the RPV MSSM [26, 27]. We define an 11 by 11 grid in  $m_{\tilde{b}_R} - \lambda''_{313}$  parameter space, simulating 100000  $t\bar{t}$  production events and interpolating predicted observables in between the grid points.

Ref. [28] included, among other possibilities, the operator in Eq. 3 as an explanation for  $A_{FB}$ . However, the authors only considered  $\lambda''_{313} < 1.25$  and found that the new physics contributions to  $A_{FB}$  were too small. We agree with this conclusion, but shall consider larger values of the coupling, which we show are necessary to explain the data. Of eight scalar models considered in Ref. [10] that might have explained the  $A_{FB}$  measurements, the exchange of a charge  $-1/3$  colour triplet scalar that has a large coupling to  $d_R t_R$  was considered and discarded. As far as  $A_{FB}$  goes, this is identical to our SUSY model except for the other interactions of the MSSM (which do not play a role in most of the present paper). It was deduced that for this scalar, there is no parameter space that simultaneously satisfies other constraints as well as  $\Delta A_{FB}^h > 0.2$ , where  $^h$  implies the high invariant mass constraint  $m_{t\bar{t}} > 450 \text{ GeV}$ . However, CDF data on  $\Delta A_{FB}^h$  has lowered considerably since Ref. [10], with a new CDF measurement [29] implying  $\Delta A_{FB}^h = 0.20 \pm 0.07$ . We shall show that the model now agrees with all current relevant measurements. The measured value  $A_{FB}^l = -0.116 \pm 0.153$ , which is the asymme-

<sup>3</sup> If we were to have relatively light charginos and left-handed down squarks, as well as a mixing between left and right-handed down squarks, we would have severe constraints upon  $\lambda''_{313}$  coming from a loop diagram inducing neutrino anti-neutrino oscillations [13]. For instance, if all sparticles were to have a mass of 200 GeV (and the left and right-handed squarks were to be mixed with a trilinear scalar coupling of 200 GeV), then the upper bound would be  $\lambda''_{313} < O(0.04)$ .

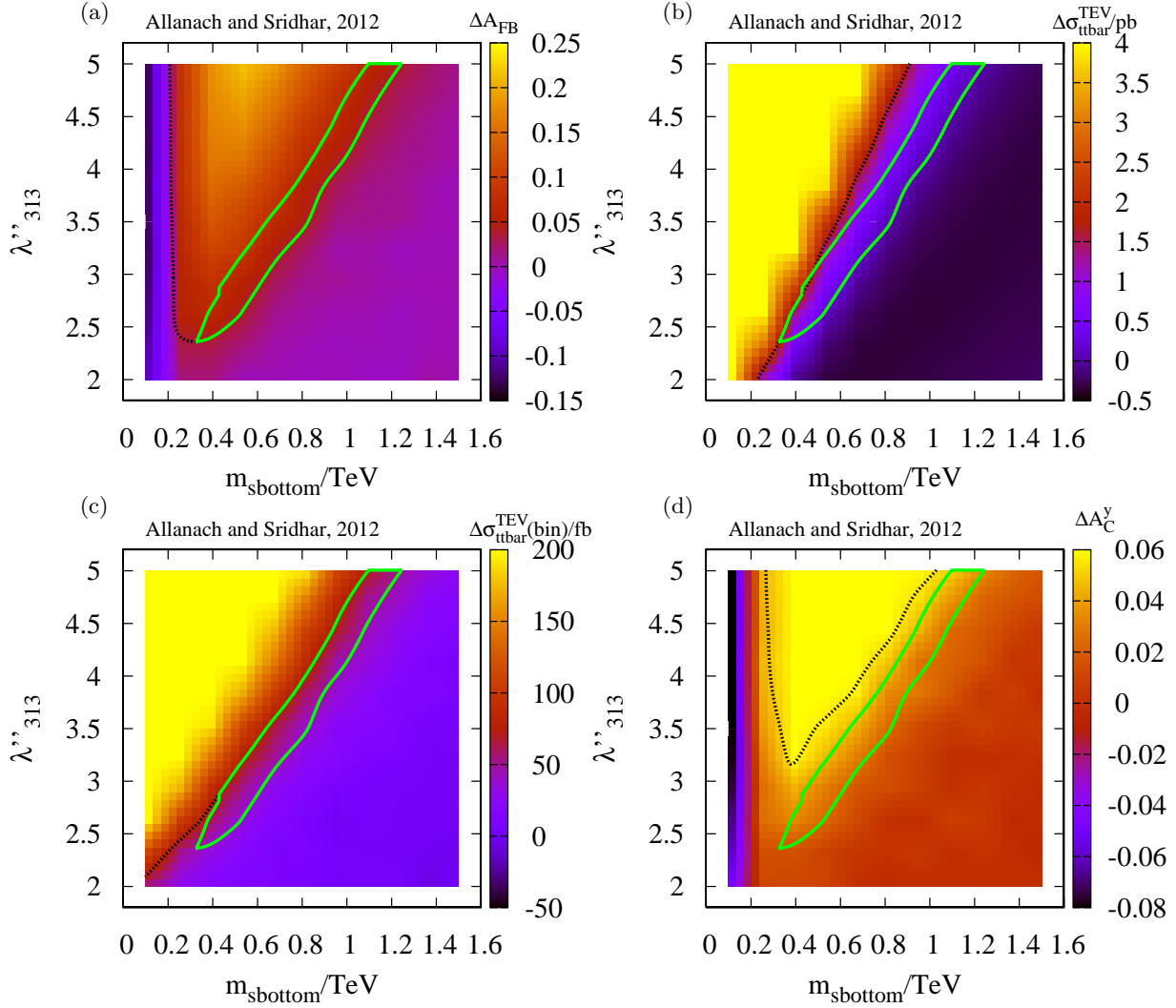


FIG. 2: Predicted non-SM contributions to various constraining observables: (a) the non-SM  $t\bar{t}$  forward backward asymmetry parameter, (b) the total  $t\bar{t}$  Tevatron cross-section, (c) the total  $t\bar{t}$  Tevatron cross-section in the bin  $700 \text{ GeV} < m_{t\bar{t}} < 800 \text{ GeV}$ , (d) the LHC charge asymmetry. Each individual constraint is respected below the broken contour, except for in (a), where it is respected above the contour. Inside the solid contour, all limits in Table I are respected. We have checked that the 8 TeV LHC has the same predictions for  $A_C^y$  as those displayed in (d), to a very good approximation.

try with the additional cut  $m_{t\bar{t}} < 450 \text{ GeV}$ , is consistent with the Standard Model prediction  $A_{FB}^{l, SM} = 0.04$ .

Fig. 2 shows the effect of the constraints upon the parameter space of the model. Encouragingly, there is some parameter space which simultaneously fits all of the relevant current  $t\bar{t}$  constraints, shown by the region enclosed by the solid contour. By drawing additional contours which we do not show here for reasons of clarity, we find the values of the various observables which are within the good fit region. These predictions are displayed in Table II and should aid future tests of the model.

All of the predictions above apply to a generic model containing a colour triplet scalar of charge  $-1/3$  coupling to  $d_R t_R$ . Such models are extremely strongly constrained by atomic parity violation (APV) constraints [30]. The RPV MSSM, however, has many additional particles and interactions and the possibility for cancellations of differ-

ent contributions to the APV is open. Indeed, Ref. [31] showed the opposite sign of different contributions from the lepton-number violating couplings. It will be interesting in the future to re-calculate these effects and examine the viability of our model including the baryon-number violating couplings. It was recently argued that baryon number violating couplings such as  $\lambda''_{313}$  and a light stop simultaneously could explain the naturalness of SUSY and its evasion of 7 TeV LHC searches based on large missing transverse momentum [32]. SUSY implies additional interactions with identical coupling strengths: in particular,  $\mathcal{L} = (\lambda''_{313})^* \tilde{t}_R d_R^T C b_R + H.c.$  (where  $C$  is the charge conjugation matrix and  $T$  denotes transpose). If  $\tilde{t}_R$  is not too heavy, the  $t$ -channel stop exchange should induce a  $b\bar{b}$  forward backward asymmetry [33]. One may also expect resonant stop production to produce a bump in the  $m_{jj}$  distribution in two jet events where one of the

$0.037 < \Delta A_{FB} < 0.09$	$0.02 < \Delta A_C^y < 0.06$
$0 < \Delta\sigma_{t\bar{t}}^{TEV}/\text{pb} < 1.8$	$110 < \Delta\sigma_{t\bar{t}}^{TEV}(\text{bin})/\text{fb} < 156$
$0.05 < \Delta A_{FB}^l < 0.04$	$0.062 < \Delta A_{FB}^b < 0.14$
$8 < \Delta\sigma_{t\bar{t}}^{LHC7}/\text{pb} < 25$	$13 < \Delta\sigma_{t\bar{t}}^{LHC8}/\text{pb} < 33$

TABLE II: Predicted values of new physics contribution to various observables for parameter space that passes all current experimental constraints.

jets is a  $b$ . However, such a signal will be suppressed by the small bottom PDFs and further study is required to establish the viability of detection.

In summary, we have shown that the RPV MSSM can explain the anomalously large  $A_{FB}$  measured at the Tevatron experiments, which shows a discrepancy with SM predictions. The  $t$ -channel exchange of a right-handed sbottom of mass 300-1200 GeV which couples to  $d_R t_R$  with an interaction strength bigger than  $\approx 2$  is required. There is parameter space which passes all relevant constraints from the Tevatron and the LHC. Future LHC signals are predicted to be: a small positive asymmetry parameter  $0.02 < \Delta A_C^y < 0.06$  and a  $t\bar{t}$  production cross-section that should be larger than the SM prediction by at least 8 (13) pb at 7 (8) TeV. These predictions,

along with the other predictions in Table II provide targets for ongoing LHC tests of the model.

### Acknowledgements

This work has been partially supported by STFC. BCA thanks other members of the Cambridge SUSY Working group for helpful suggestions and TIFR for support under the adjunct faculty scheme and IPPP for support under the associateship scheme.

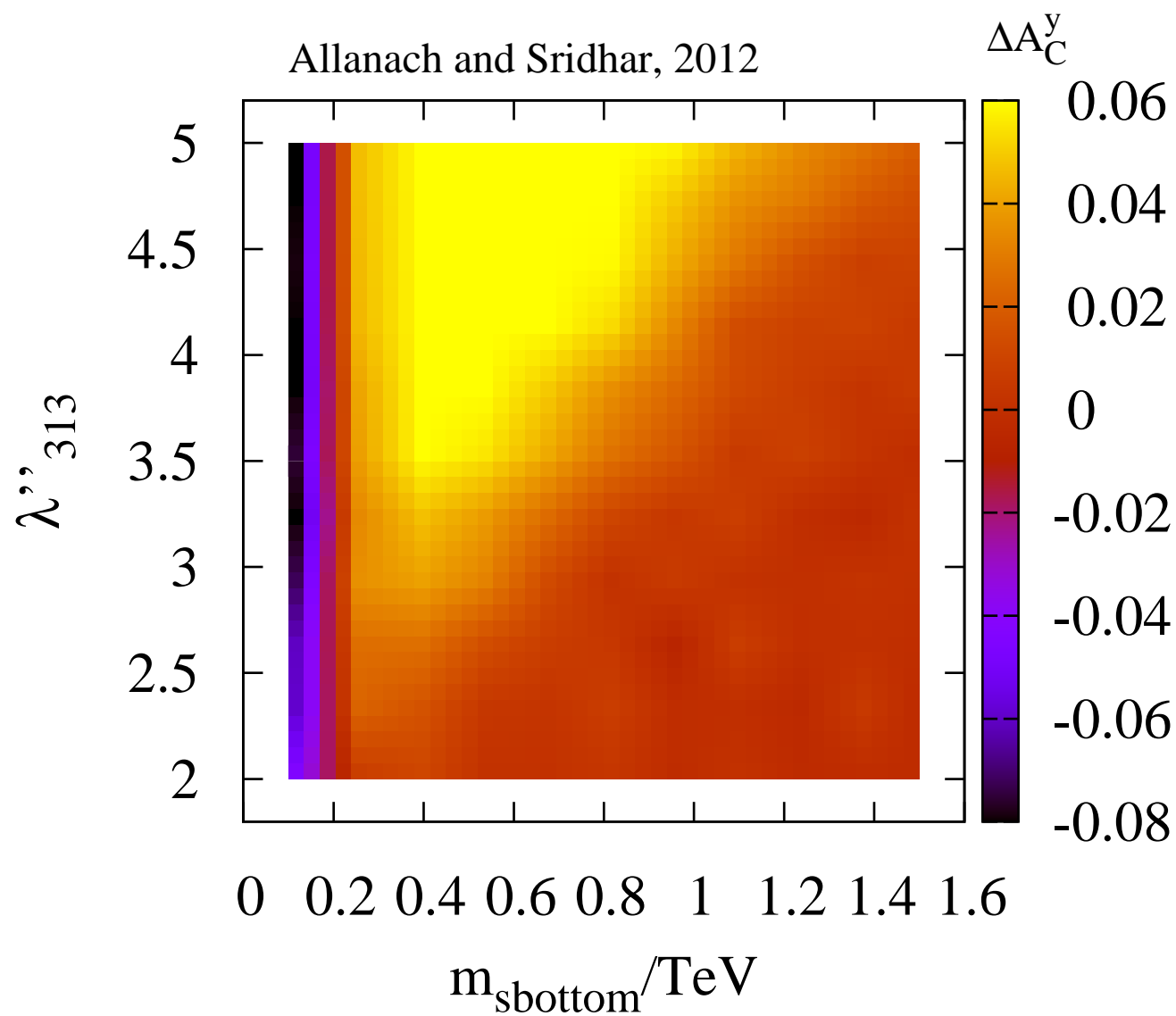
### Note Added

On the day of completion of this article, Ref. [34] appeared on the electronic archive. It considers the effect of the exchange of a scalar triplet diquark, and the bounds on parameter space coming from  $A_{FB}$ ,  $A_C$ ,  $\sigma_{t\bar{t}}^{TEV}$  and  $\sigma_{t\bar{t}}^{LHC7}$  measurements agree with those shown here and aside from the fact that the paper also uses **MadGraph** to do the simulations, it provides an independent confirmation of some of our results.

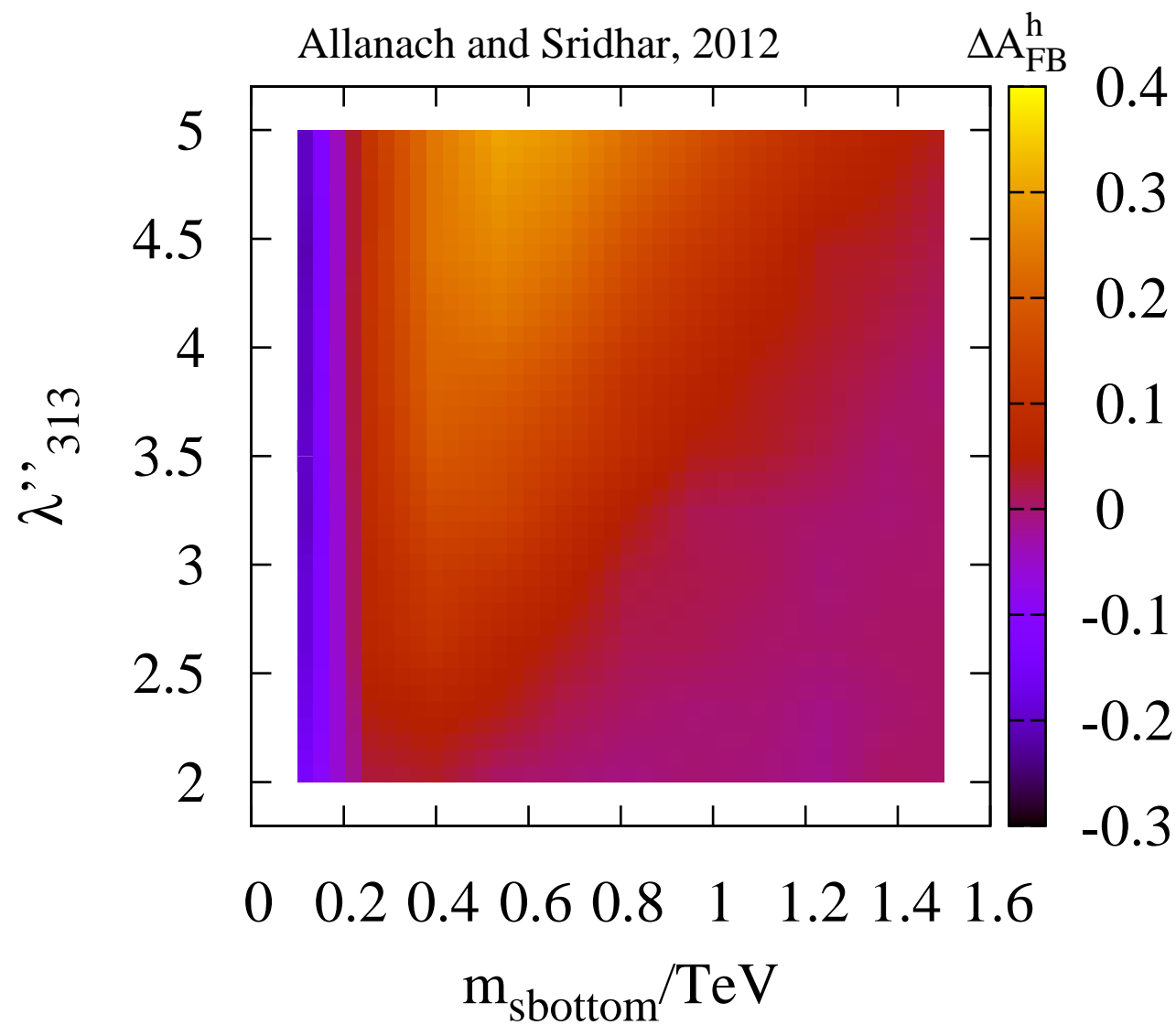
- 
- [1] V. Ahrens, A. Ferroglia, M. Neubert, B. D. Pecjak, and L. L. Yang, Phys.Rev. **D84**, 074004 (2011), arXiv:1106.6051 [hep-ph] .
  - [2] P. Z. Skands, B. R. Webber, and J. Winter, (2012), arXiv:1205.1466 [hep-ph] .
  - [3] T. Aaltonen *et al.* (CDF Collaboration), Phys. Rev. D **83**, 112003 (2011).
  - [4] T. Aaltonen *et al.* (CDF Collaboration), (2012), cDF note 10584.
  - [5] V. M. Abazov *et al.* (The D0 Collaboration), Phys. Rev. D **84**, 112005 (2011).
  - [6] G. Aad *et al.* (ATLAS Collaboration), (2012), arXiv:1203.4211 [hep-ex] .
  - [7] S. Chatrchyan *et al.* (CMS Collaboration), Phys.Lett. **B709**, 28 (2012), arXiv:1112.5100 [hep-ex] .
  - [8] J. Shu, T. M. Tait, and K. Wang, Phys.Rev. **D81**, 034012 (2010), arXiv:0911.3237 [hep-ph] .
  - [9] J. Aguilar-Saavedra, (2012), arXiv:1202.2382 [hep-ph] .
  - [10] K. Blum, Y. Hochberg, and Y. Nir, JHEP **1110**, 124 (2011), arXiv:1107.4350 [hep-ph] .
  - [11] B. Allanach, A. Dedes, and H. K. Dreiner, Phys.Rev. **D60**, 075014 (1999), arXiv:hep-ph/9906209 [hep-ph] .
  - [12] R. Barbier, C. Berat, M. Besancon, M. Chemtob, A. Deandrea, *et al.*, Phys.Rept. **420**, 1 (2005), arXiv:hep-ph/0406039 [hep-ph] .
  - [13] D. Chang and W.-Y. Keung, Phys.Lett. **B389**, 294 (1996), arXiv:hep-ph/9608313 [hep-ph] .
  - [14] G. Bhattacharyya, D. Choudhury, and K. Sridhar, Phys.Lett. **B355**, 193 (1995), arXiv:hep-ph/9504314 [hep-ph] .
  - [15] G. F. Giudice, B. Gripaios, and R. Sundrum, JHEP **1108**, 055 (2011), arXiv:1105.3161 [hep-ph] .
  - [16] D. K. Ghosh, S. Raychaudhuri, and K. Sridhar, Phys.Lett. **B396**, 177 (1997), arXiv:hep-ph/9608352 [hep-ph] .
  - [17] T. Aaltonen *et al.* (CDF Collaboration), (2009), CDF note 9913.
  - [18] T. Aaltonen *et al.* (CDF Collaboration), Phys.Rev.Lett. **102**, 222003 (2009), arXiv:0903.2850 [hep-ex] .
  - [19] L. G. Almeida, G. F. Sterman, and W. Vogelsang, Phys.Rev. **D78**, 014008 (2008), arXiv:0805.1885 [hep-ph] .
  - [20] V. Ahrens, A. Ferroglia, M. Neubert, B. D. Pecjak, and L. L. Yang, JHEP **1009**, 097 (2010), arXiv:1003.5827 [hep-ph] .
  - [21] G. Aad *et al.* (ATLAS Collaboration), ATLAS-CONF-2011-121.
  - [22] S. Chatrchyan *et al.* (CMS Collaboration), CMS PAS TOP-11-003.
  - [23] J. Alwall, M. Herquet, F. Maltoni, O. Mattelaer, and T. Stelzer, JHEP **1106**, 128 (2011), arXiv:1106.0522 [hep-ph] .
  - [24] S. Kretzer, H. Lai, F. Olness, and W. Tung, Phys.Rev. **D69**, 114005 (2004), arXiv:hep-ph/0307022 [hep-ph] .
  - [25] N. D. Christensen and C. Duhr, Comput.Phys.Comm. **180**, 1614 (2009), arXiv:0806.4194 [hep-ph] .
  - [26] B. Fuks, Int.J.Mod.Phys. **A27**, 1230007 (2012), arXiv:1202.4769 [hep-ph] .

- [27] C. Duhr and B. Fuks, Comput.Phys.Commun. **182**, 2404 (2011), arXiv:1102.4191 [hep-ph] .
- [28] J. Cao, Z. Heng, L. Wu, and J. M. Yang, Phys.Rev. **D81**, 014016 (2010), arXiv:0912.1447 [hep-ph] .
- [29] S. Leone (CDF), “Top quark production at the tevatron,” Presented at Electroweak Session of Rencontres de Moriond 2012.
- [30] M. I. Gresham, I.-W. Kim, S. Tulin, and K. M. Zurek, (2012), arXiv:1203.1320 [hep-ph] .
- [31] V. D. Barger, K.-m. Cheung, D. Roy, and D. Zeppenfeld, Phys.Rev. **D57**, 3833 (1998), arXiv:hep-ph/9710353 [hep-ph] .
- [32] B. Allanach and B. Gripaios, (2012), arXiv:1202.6616 [hep-ph] .
- [33] Y. Bai, J. L. Hewett, J. Kaplan, and T. G. Rizzo, JHEP **1103**, 003 (2011), arXiv:1101.5203 [hep-ph] .
- [34] K. Hagiwara and J. Nakamura, (2012), arXiv:1205.5005 [hep-ph] .

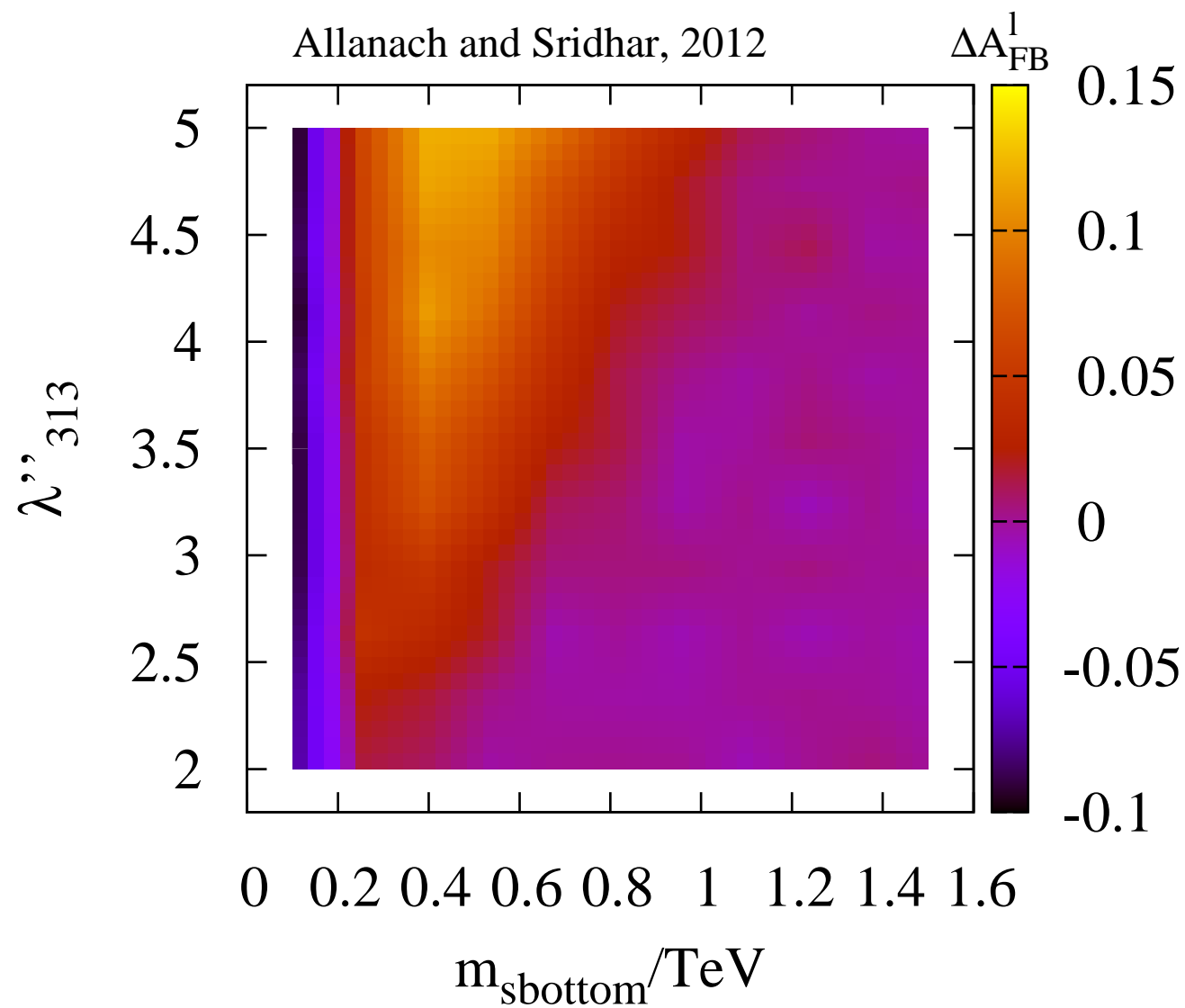
Allanach and Sridhar, 2012



Allanach and Sridhar, 2012

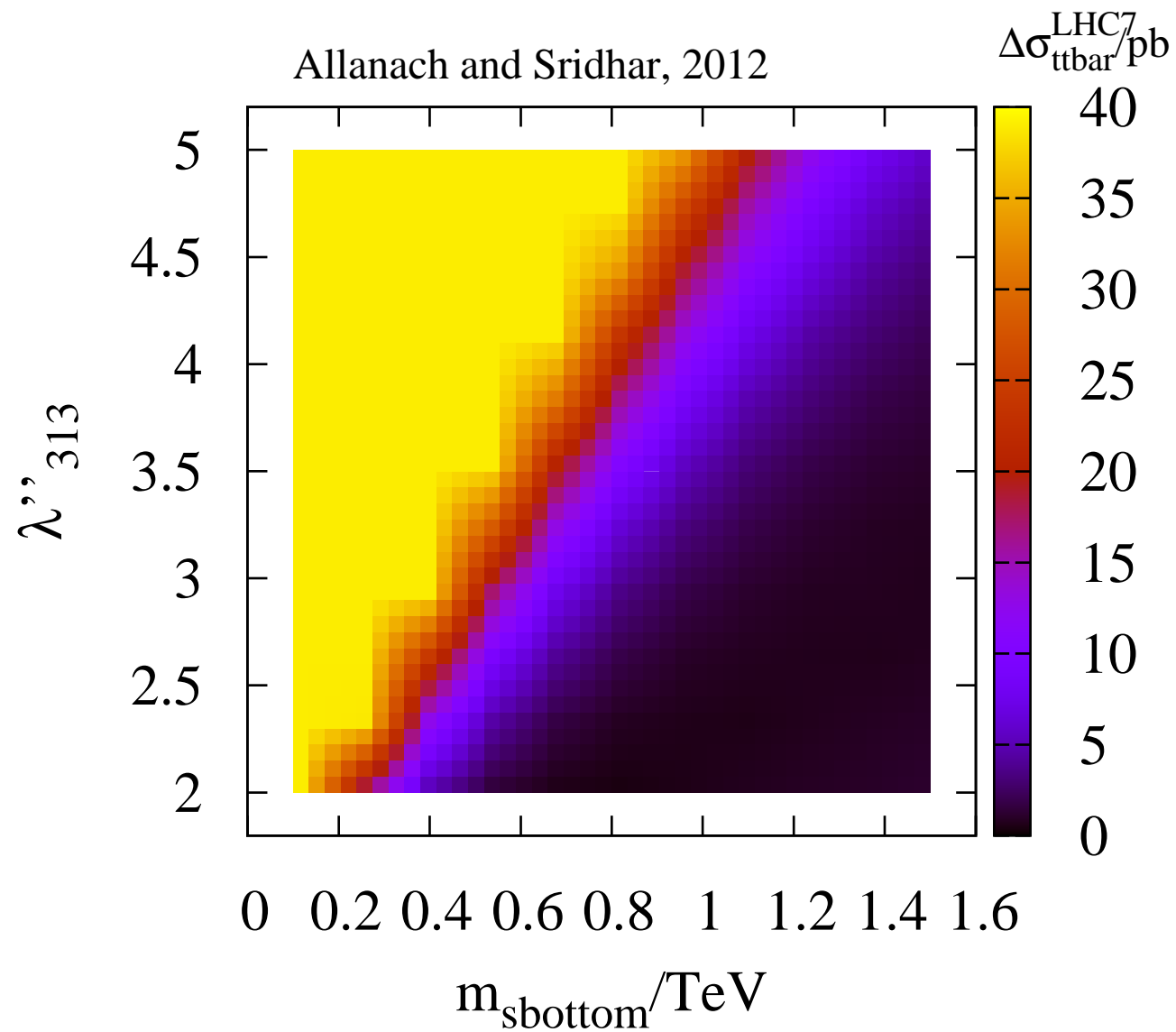


Allanach and Sridhar, 2012





Allanach and Sridhar, 2012



Allanach and Sridhar, 2012

