

Chemically tagging the Hyades Supercluster:

A homogeneous sample of F6-K4 kinematically selected northern stars[★]

H.M. Tabernero¹, D. Montes¹, and J.I. González Hernández^{1,2,3}

¹ Dpto. Astrofísica, Facultad de CC. Físicas, Universidad Complutense de Madrid, E-28040 Madrid, Spain. e-mail: htg@astrax.fis.ucm.es

² Instituto de Astrofísica de Canarias, C Via Lactea s/n, E-38200 La Laguna, Tenerife, Spain

³ Dept. Astrofísica, Universidad de La Laguna (ULL), E-38206 La Laguna, Tenerife, Spain

Received 17 June, 2011 ; accepted 17 April, 2012

ABSTRACT

Stellar kinematic groups are kinematical coherent groups of stars that might have a common origin. These groups are dispersed throughout the Galaxy over time by the tidal effects of both Galactic rotation and disc heating, although their chemical content remains unchanged. The aim of *chemical tagging* is to establish that the abundances of every element in the analysis are homogeneous among the members. We study the case of the Hyades Supercluster to compile a reliable list of members (FGK stars) based on our *chemical tagging* analysis. For a total of 61 stars from the Hyades Supercluster, stellar atmospheric parameters (T_{eff} , $\log g$, ξ , and $[\text{Fe}/\text{H}]$) are determined using our code called STEPAR, which is based on the sensitivity to the stellar atmospheric parameters of the iron *EWs* measured in the spectra. We derive the chemical abundances of 20 elements and find that their $[\text{X}/\text{Fe}]$ ratios are consistent with Galactic abundance trends reported in previous studies. The *chemical tagging* method is applied with a carefully developed differential abundance analysis of each candidate member of the Hyades Supercluster, using a well-known member of the Hyades cluster as a reference (vB 153). We find that only 28 stars (26 dwarfs and 2 giants) are members, i.e. that 46 % of our candidates are members based on the differential abundance analysis. This result confirms that the Hyades Supercluster cannot originate solely from the Hyades cluster.

Key words. Galaxy: open clusters and associations: individual (Hyades, Hyades supercluster) - Stars: fundamental parameters - Stars: abundances - Stars: kinematics and dynamics - Stars: late-type

1. Introduction

Stellar kinematic groups (SKGs) –superclusters (SCs) and moving groups (MGs)– are kinematic coherent groups of stars (Eggen 1994) that could have a common origin. The youngest and most well-studied SKGs are: the Hyades SC (600 Myr), the Ursa Major MG (Sirius SC, 300 Myr), the Local Association or Pleiades MG (20 to 150 Myr), the IC 2391 SC (35-55 Myr), and the Castor MG (200 Myr) (Montes et al. 2001a). Since Olin Eggen introduced the concept of a MG and the idea that stars can maintain a kinematic signature over long periods of time, their existence (mainly in the case of the old MGs) has been disputed. There are two factors that can disrupt a MG: the Galactic differential rotation which tends to disperse the stars, and the disc heating, which causes velocity the dispersion of the disc stars to increase with age.

The overdensity of stars in some regions of the Galactic velocity UV-plane may also be the result of global dynamical mechanisms linked with the non-axisymmetry of the Galaxy (Famaey et al. 2005), namely the presence of a rotating central bar (e.g. Dehnen 1998; Fux 2001; Minchev et al. 2010) and spiral arms (e.g. Quillen & Minchev 2005; Antoja et al. 2009, 2011), or both (see Quillen 2003; Minchev & Famaey 2010). However, several works have shown that different age sub-

groups are situated in the same region of the Galactic velocity plane as the classical MGs (Asiain et al. 1999) suggesting that both field-like stars and young coeval ones can co-exist in MGs (Famaey et al. 2007, 2008; Antoja et al. 2008; Klement et al. 2008; De Silva et al. 2008; Francis & Anderson 2009a,b; Zhao et al. 2009).

Using different age indicators such as the lithium line at 6707.8 Å, the chromospheric activity level, and the X-ray emission, it is possible to quantify the contamination by younger or older field stars among late-type candidate members of a SKG (e.g. Montes et al. 2001b; Martínez-Arnáiz et al. 2010; López-Santiago et al. 2006, 2009; López-Santiago et al. 2010; Maldonado et al. 2010). However, the detailed analysis of the chemical content (*chemical tagging*) is another powerful method that provide clear constraints on the membership to these structures (Freeman & Bland-Hawthorn 2002). Studies of open clusters such as the Hyades and Collinder 261 (Paulson et al. 2003; De Silva et al. 2006, 2007a, 2009) have found high levels of chemical homogeneity, showing that chemical information is preserved within the stars and that the possible effects of any external sources of pollution are negligible. This *chemical tagging* method has so far only been used in the three old SKGs: The Hercules stream (Bensby et al. 2007) whose stars have different ages and chemistry (associated with dynamical resonances namely a bar or spiral structure), HR 1614 (De Silva et al. 2007b, 2009), and Wolf 630 (Bubar & King 2010) all of which appear to be true MGs (debris of star-forming aggregates in the disc). In addition,

[★] Based on observations made with the Mercator Telescope, operated on the island of La Palma by the Flemish Community, at the Spanish Observatorio del Roque de los Muchachos of the Instituto de Astrofísica de Canarias.

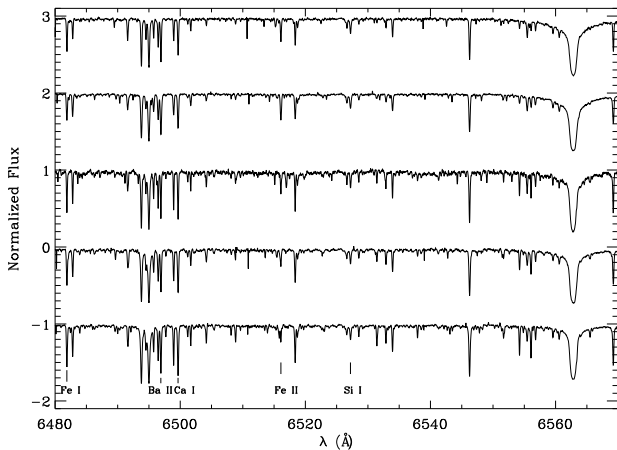


Fig. 1. High resolution spectra for some representative stars from our sample (from top to bottom): HD 27285 (G4 V), HD 53532 (G3 V), HD 98356 (K0 V), these three stars satisfy *chemical tagging* membership conditions, vB 153 (a K0 V reference star used in the differential abundances analysis) and BZ Cet (a K2 V, also member of the Hyades cluster). Lines used in the abundance analysis are highlighted on bottom.

Soderblom & Mayor (1993), King et al. (2003), King & Schuler (2005), and Ammler-von Eiff & Guenther (2009) studied the Ursa Major MG and demonstrated, in terms of chemical abundances and spectroscopic age determinations, that some of the candidates are consistent with being members of a MG with a mean $[\text{Fe}/\text{H}] = -0.085$. The *chemical tagging* method has been applied to some smaller samples of possible Hyades SC members. Pompéia et al. (2011) studied a sample of 21 kinematically selected stars and identified two candidate members of the Hyades SC, whereas De Silva et al. (2011) analysed 26 southern giant candidates finding also four candidate members. These results show that the Hyades Supercluster may not originate uniquely from the Hyades cluster. In this paper, we apply the *chemical tagging* method to a homogeneous sample of 61 F6-K4 northern kinematically selected Hyades Supercluster (Hyades stream, or Hyades moving group) candidates most of whom are main sequence stars, although some are giant stars. In Sect. 2, we give details of our sample selection. Our observations and data reduction methodology are described in Sect. 3. Descriptions of our codes to determine the stellar parameters and chemical abundances are provided in Sect. 4. The results about the absolute and differential abundances are given in Sect. 5. Finally in Sect. 6, we summarize our results for the membership of the Hyades Supercluster derived from the *chemical tagging* method.

Identification of a significant number of late-type members of these young MGs would be extremely important for a study of their chromospheric and coronal activity and their age evolution, and could lead to a clearer understanding of the star formation history in the solar neighborhood. In addition, these stars can also be selected as targets for direct imaging campaigns to detect of sub-stellar companions (brown dwarfs and exoplanets).

2. Sample selection

The sample analyzed in this paper (see Table A.1) was selected using kinematical criteria based on the U , V and W Galactic velocities of a chosen target being within approximately 10 km s^{-1} of the mean velocity of the group (Montes et al. 2001a).

We also selected additional candidates and spectroscopic information about some of these stars from López-Santiago et al. (2010), Martínez-Arnáiz et al. (2010), and Maldonado et al. (2010). Some exoplanet-host star candidates were also taken from Montes et al. (2010).

After the first stage of selection based on kinematical criteria, we then eliminated stars that were unsuitable for our particular abundance analysis, namely stars cooler than K4 and hotter than F6, because for these stars we would have been unable to measure the spectral lines required for our particular abundance analysis. We also discarded stars with high rotational velocities, as well as those known to be spectroscopical binaries to avoid contamination from the companion star during the analysis.

We recalculated the Galactic velocities of our selected targets by employing the radial velocities and uncertainties derived by the HERMES spectrograph automated pipeline (Raskin et al. 2011). However, for some spectra were taken when the automated radial velocity was not available, in these cases, we applied the cross-correlation method using the routine `FXCOR` in IRAF¹, by adopting a spectrum of the asteroid Vesta (as a solar reference) that had been previously corrected for Doppler shift with the Kurucz solar *ATLAS* (Kurucz et al. 1984). The radial velocities were derived after applying the heliocentric correction to the observed velocity. Radial velocity errors were computed by `FXCOR` based on the fitted peak height and the asymmetric noise, as described by Tonry & Davis (1979). The obtained radial velocities and their associated errors are given in Table A.1. Proper motions and parallaxes were taken from the *Hipparcos* and *Tycho* catalogues (ESA 1997), the *Tycho-2* catalogue (Høg et al. 2000), and the latest reduction of the *Hipparcos* catalogue (van Leeuwen 2007).

The method employed in the determination of the U , V , and W velocities is the same as that used in Montes et al. (2001a). The Galactic velocities are in a right-handed co-ordinated system (positive in the directions of the Galactic center, Galactic rotation, and the North Galactic Pole, respectively). Montes et al. (2001a) modified the procedures of Johnson & Soderblom (1987) to perform the velocity calculation and associated errors. This modified program uses coordinates adapted to the epoch J2000 in the International Celestial Reference System (ICRS). The recalculated velocities are given in Table A.1 and plotted in the U , V , and W diagram in Fig. 2.

3. Observations

Spectroscopic observations (see Fig. 1) were obtained at the 1.2 m Mercator Telescope at the *Observatorio del Roque de los Muchachos* (La Palma, Spain) in January, May, and November 2010 with HERMES (High Efficiency and Resolution Mercator Echelle Spectrograph, Raskin et al. 2011). Using the high resolution mode (HRF), the spectral resolution is 85000 and the wavelength range is from $\lambda 3800 \text{ \AA}$ to $\lambda 8750 \text{ \AA}$ approximately. Our signal-to-noise ratio (S/N) ranges from 70 to 300 (160 on average) in the V band. A total of 92 stars were observed. We analyzed single main-sequence and giant stars (from F6 to K4), including 61 candidates in total (including the Hyades cluster members BZ Cet, V683 Per, and ϵ Tau, see Perryman et al. 1998).

¹ IRAF is distributed by the National Optical Observatory, which is operated by the Association of Universities for Research in Astronomy, Inc., under contract with the National Science Foundation.

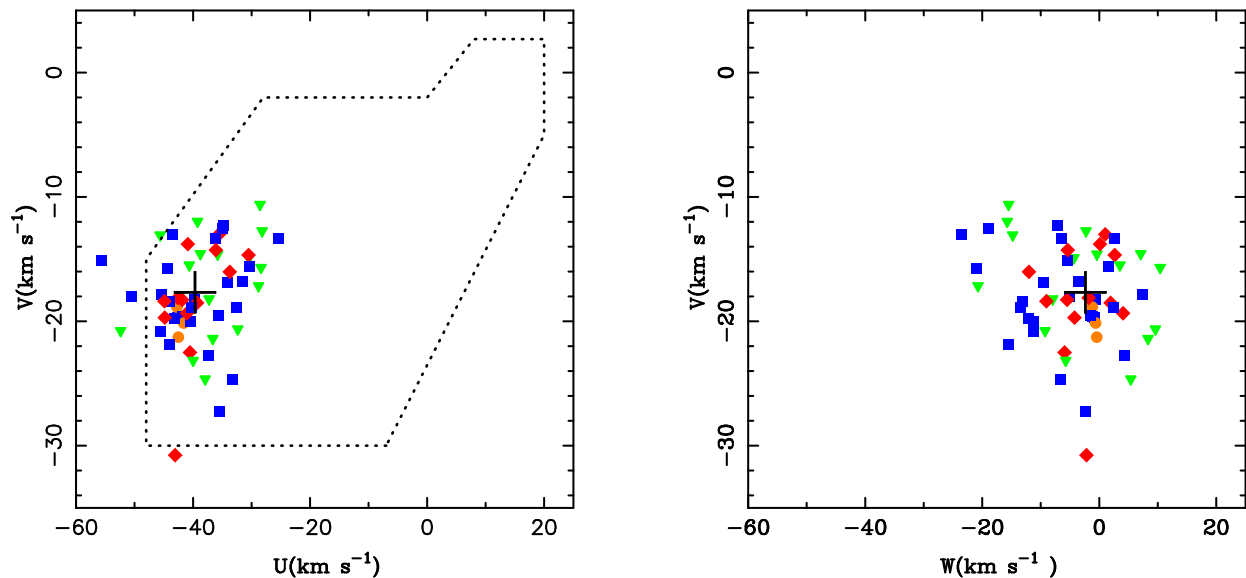


Fig. 2. U , V , and W recalculated velocities for the possible members of the Hyades Supercluster. Blue squares represent stars selected as members by the *chemical tagging* approach, red diamonds represent stars that have similar Fe abundances, but not for all the elements. Orange circles represent three Hyades cluster stars (BZ Cet, V683 Per, and ϵ Tau). Green triangles represent stars that do have similar Fe abundances (as well as similar values of other elements). The big black cross indicate the U , V , and W central location of the Hyades Supercluster (see Montes et al. 2001a). Dashed lines show the region where the majority of the young disk stars tend to be according to Eggen (1984, 1989).

and the reference used in the differential abundance analysis (vB 153). All the obtained *echelle* spectra were reduced with the automatic pipeline (Raskin et al. 2011) for HERMES. We later used several IRAF tasks to normalize the spectra order by order, using a low-order polynomial fit to the observed continuum, merging the orders into a unique one-dimensional spectrum and applying the Doppler correction required for its observed radial velocity. When several exposures had been performed for the same star we combined all of the individual spectra to obtain a unique spectrum with higher S/N .

4. Spectroscopic analysis

4.1. Stellar parameters

Stellar atmospheric parameters and abundances were computed using the 2002 version of the MOOG code (Snedden 1973) and a grid of Kurucz ATLAS9 plane-parallel model atmospheres (Kurucz 1993). As damping prescription, we used the Unsöld approximation multiplied by a factor recommended by the Blackwell group (option 2 within MOOG). The atmospheric parameters were inferred from 263 Fe I and 36 Fe II lines (the iron lines and their atomic parameters were obtained from Sousa et al. 2008) iterating until the slopes of χ versus (vs.) $\log \epsilon(\text{Fe I})$ and $\log(EW/\lambda)$ vs. $\log \epsilon(\text{Fe I})$ were zero (excitation equilibrium) and imposing ionization equilibrium, such that $\log \epsilon(\text{Fe I}) = \log \epsilon(\text{Fe II})$. However, we imposed that the $[\text{Fe}/\text{H}]$ obtained from the iron lines matched the model metallicity. To simplify the iterative procedure, we built an automatic code called STEPAR that employs a Downhill Simplex Method (Press et al. 1992). The function to minimize is a quadratic form composed of the excitation and ionization equilibrium conditions. The code performs a new simplex optimization until the model's metallicity and the iron abundance are the same. The STEPAR code finds the best solution in the parameter space within minutes. The obtained solution for a given star is

independent of the initial set of parameters employed, hence we used the canonical solar values as initial input values ($T_{\text{eff}}=5777$ K, $\log g=4.44$ dex, $\xi=1$ km s⁻¹).

The uncertainties in the stellar parameters were determined as follows: for the microturbulence, we changed ξ until the slope of $\log \epsilon(\text{Fe I})$ vs. $\log(EW/\lambda)$ varied with its error (divided by the square root of the number of Fe I lines). We varied the effective temperature until the slope $\log \epsilon(\text{Fe I})$ vs. χ increased up to its own error (divided by the square root of the number of Fe I lines). By increasing ξ on its error, we recomputed the effective temperature, these two sources of error are added in quadrature.

We varied the surface gravity until the Fe II abundance increases by a quantity equal to the standard deviation divided by the square root of the number of Fe II lines. We also took into account the previous errors in ξ and T_{eff} by varying these quantities separately, thus recomputing the gravity. These differences were later added in quadrature. Finally, for the Fe abundance, we varied the stellar atmospheric parameters in their respective errors, thus adding all the variations and the standard deviation in quadrature.

The EW determination of the Fe lines was carried out with the ARES² code (Sousa et al. 2007). We followed the approach of Sousa et al. (2008) to adjust the *rejt* parameter of ARES according to the S/N of each spectrum. The other ARES parameters we employed were *smoother* = 4, *space* = 3, *lineresol* = 0.07, and *miniline* = 2.

In addition, we performed a 2- σ rejection of the Fe I and Fe II lines after a first determination of the stellar parameters, therefore we re-run the STEPAR program again without the rejected lines.

As a test, we performed the parameter determination in the case of the Sun. Employing a HERMES spectrum of the asteroid Vesta with the same instrumental configuration as the other stars.

² The ARES code can be downloaded at <http://www.astro.up.pt/>

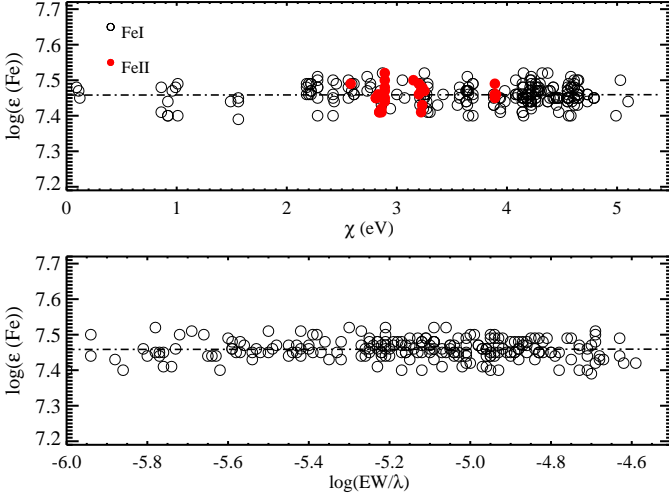


Fig. 3. $\log \epsilon(\text{Fe I, II})$ versus the excitation potential, χ , and the reduced equivalent width, $\log(EW/\lambda)$, for the Sun (spectrum of the asteroid Vesta). The dashed lines represent the least squares fit to the data points, which are very close to a constant fit as expected from the iterative procedure of the stellar parameter determination.

In this case, we obtained: $T_{\text{eff}} = 5775 \pm 15$ (K), $\log g = 4.48 \pm 0.04$ (dex), $\xi = 0.965 \pm 0.020$ (km s^{-1}), and $\log \epsilon(\text{Fe I}) = 7.46 \pm 0.01$ (dex), which are very close to the canonical solar values of the atmospheric parameters. We ended up with 220 Fe I and 27 Fe II spectral lines for this solar reference. To illustrate this iterative procedure we present in Fig. 3 a representation of both $\log \epsilon(\text{Fe I, II})$ vs. χ and $\log \epsilon(\text{Fe I})$ vs. $\log(EW/\lambda)$. In both panels of Fig. 3 the null slope is indistinguishable from the mean. In the case of Fe II we are only interested in its mean abundance value, which it is the same as the mean abundance value obtained from the Fe I lines.

The derived stellar parameters for our solar reference are used as a zero-point. The determined abundances are presented with respect to our solar values in a self-consistent manner.

The obtained stellar parameters T_{eff} , $\log g$, ξ , $\log \epsilon(\text{Fe I})$, $\log \epsilon(\text{Fe II})$, and $[\text{Fe}/\text{H}]$ (using our solar reference) are given in Table A.2, together with the internal uncertainties in the stellar parameters. In Fig. 4, we show the histogram distribution of T_{eff} and $\log g$ which is also available in tabular form in the online version. The effective temperature ranges approximately from 4500 K to 6300 K. The surface gravities of most stars in the sample are those typical main sequence stars (52 out of 61), and the rest are low gravity stars.

As a complementary stellar parameter test, we compiled a $\log g - \log T_{\text{eff}}$ diagram by employing the determined stellar parameters in Fig. 5. Most of the giants and the solar-like stars tend to fit within the depicted isochrones, being consistent with the isochrone for 0.7 Gyr (the accepted Hyades age, see Perryman et al. 1998). In contrast, some cooler stars tend to deviate 0.1 dex from the isochrones, particularly at the lowest temperatures. However, the mean gravity error for these cooler stars is about 0.1 dex, being compatible with the Hyades isochrone within their error bars. On the other hand, the error may be systematic, the EW s of the Fe II lines having larger systematic errors, since they get weaker as T_{eff} drops. This may in turn lead to an underestimation of the gravity derived assuming excitation equilibrium. The effect on the Fe II lines may propagate as an increasing underestimation of $\log g$.

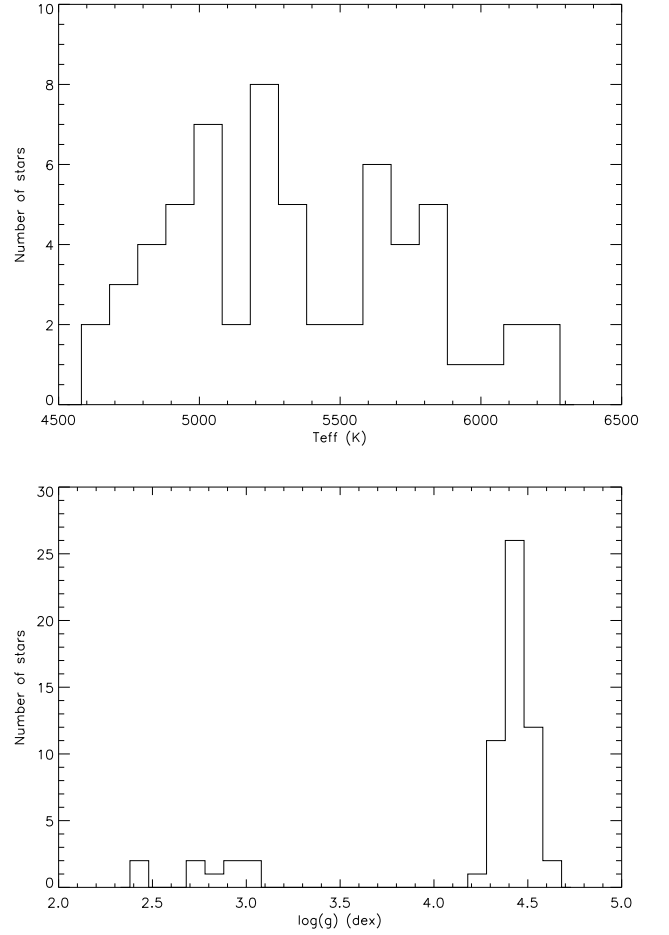


Fig. 4. Histograms for the determined T_{eff} and $\log g$ of the candidate stars.

4.2. Chemical abundances

The selection of the chemical elements that we considered in this study includes those in the line list of Neves et al. (2009), which also provides the atomic parameters for each line. In addition we considered some lines from González Hernández et al. (2010) and Pompéia et al. (2011) of some neutron-capture elements (their atomic parameters are given in Table A.9).

Chemical abundances were calculated using the equivalent width (EW) method. The EW s were determined with the ARES code (Sousa et al. 2007) following the approach described in Sect. 4.1.

Once the EW s had been measured, the analysis was carried out with the LTE MOOG code (Snedden 1973) using the ATLAS model corresponding to the derived atmospheric parameters. We determined the elemental abundances (see Tables A.3 and A.4) relative to solar values using the spectrum of the asteroid Vesta (with the same instrumental configuration) as the solar reference. These were determined by computing the mean of the line-by-line differences of each chemical element and candidate star with respect to our solar reference (see Table 1 for the solar reference elemental abundances).

A total of 20 elements were analyzed: Fe, the α -elements (Mg, Si, Ca, and Ti), the Fe-peak elements (Cr, Mn, Co, and Ni), the odd-Z elements (Na, Al, Sc, and V) and the s-process elements (Cu, Zn, Y, Zr, Ba, Ce and Nd), see Tables A.3 and A.4.

Table 1. Elemental abundances for our solar reference (spectrum of the asteroid Vesta). The uncertainties are the line-to-line scatter divided by the square root of the number of spectral lines measured.

Element	Fe	Na	Mg	Al	Si	Ca	Sc	Ti	V	Cr	Mn	Co	Ni	Cu	Zn	Y	Zr	Ba	Ce	Nd
$\log \epsilon(X)$	7.46	6.37	7.64	6.44	7.55	6.34	3.19	4.99	4.00	5.66	5.41	4.91	6.26	4.33	4.54	2.17	2.61	2.35	1.61	1.47
$\sigma \log \epsilon(X)$	0.01	0.01	0.06	0.01	0.01	0.03	0.04	0.01	0.04	0.01	0.02	0.01	0.01	0.18	0.06	0.04	0.10	0.08	0.03	0.08

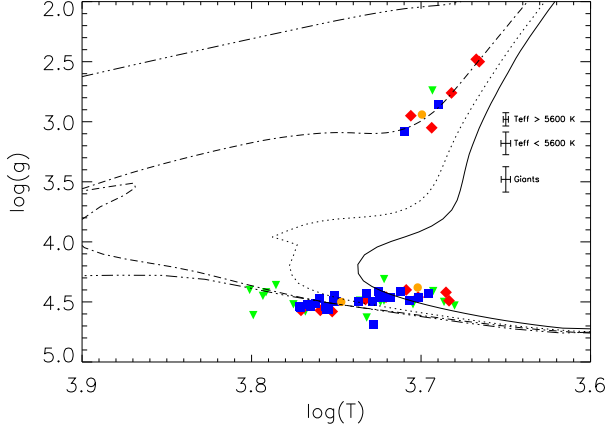


Fig. 5. Spectroscopic $\log T_{\text{eff}}$ vs. $\log g$ for the candidate stars. We have employed the Yonsei-Yale isochrones (Demarque et al. 2004) for $Z=0.025$ and $0.1, 0.7, 4,$ and 13 Gyr (from left to right). Mean error bars are represented at the middle right. Blue squares represent stars selected as members by the *chemical tagging* approach, red diamonds represent those stars that have similar Fe abundances, but different values of other elements. Orange circles represent three Hyades cluster stars (BZ Cet, V683 Per and ϵ Tau). Green triangles represent those stars that do not have similar Fe abundances (as well as dissimilar values of other elements).

The spectral lines used and their atomic parameters were taken from Neves et al. (2009). However, to avoid incorrect EW measurements (e.g. caused by an incorrect continuum placement), we rejected lines that were separated by more than a factor two of the standard deviation (σ) from the median differential abundance derived for each line.

The differential abundances (see Table A.5 and A.6) were also determined to establish membership of each candidate using a Hyades cluster member. For this purpose, we have obtained a HERMES spectrum of a well-known member of the Hyades cluster (vB 153), which is the same reference star employed in Paulson et al. (2003) and De Silva et al. (2006) in their differential analysis of the Hyades cluster. This differential treatment minimizes errors due to the uncertainties in the oscillator strengths ($\log gf$) of each line treated in the analysis. We also computed the abundance sensitivities to changes in the stellar atmospheric parameters (see Table A.7 and A.8). These sensitivities due to the internal uncertainties in the stellar parameters are small for all the elements (about a few hundredths of a dex) except for titanium, vanadium, barium, and zirconium, whose sensitivities to variations in the parameters is quite high (tenths of a dex).

5. Discussion

We will compare our derived element abundances with those of thin disc stars (González Hernández et al. 2010) to determine whether our values follow Galactic trends. We also verify the chemical homogeneity of the Hyades Supercluster and whether some of the stars indeed have homogeneous values of all the considered elements.

5.1. Element abundances

The element abundances were determined in a fully differential way by comparing them with those derived for a solar spectrum (as stated in Section 4.1). The choice of elements is taken from González Hernández et al. (2010), which we also compared (see Figs. 6, 7, A.1, A.2, and A.3) with the data from Paulson et al. (2003) for the elements in common (Na, Mg, Si, Ca, Ti, and Zn). Data for those elements in common with De Silva et al. (2011) (Na, Mg, Al, Si, Ca, Sc, Ti, Cr, Mn, Co, Ni, Zn, Ba, and Ce) and Pompéia et al. (2011) (Na, Mg, Zr, Ba, Ce, and Nd) were also added to these figures.

The α -elements (Mg, Si, Ca, and Ti) seem to follow the Galactic trends (see Bensby et al. 2005; Reddy et al. 2006; González Hernández et al. 2010), although we note that giant stars deviate in the case of Si. There is a noticeable scatter in Ti and Mg, but the Ti scatter tends to increase as the $[Fe/H]$ decreases.

For the Iron-peak elements (Cr, Mn, Co, and Ni) we find a small scatter in Ni and Cr, although the scatter in Cr increases at the lowest metallicities in this relatively narrow metallicity range as observed for Ti. For Cr we note that most of the stars lie above the Galactic trend, and that Co has a larger scatter, and the giants tending to deviate more than the main sequence stars. In the case of Mn, there is a smaller scatter for the main sequence stars but the giants tend to deviate away from the Galactic trend. Ti may be affected by NLTE effects but as reported in (Bensby et al. 2003, and references therein) the deviations from LTE might be small if the atomic parameters are adequate.

For the odd-Z elements (Na, Al, Sc, and V), the giant stars deviate from the Galactic trend, except for Sc. A high dispersion towards low metallicity is observed for Sc, as well as for Ti and Cr. We confirm a large dispersion for V, which some authors interpret as a NLTE effect (e.g. Bodaghee et al. 2003; Gilli et al. 2006; Neves et al. 2009). Vanadium lines are indeed difficult to measure and may require high signal-to-noise data.

The neutron capture elements (Cu, Zn, Ba, Ce, Y, Zr, and Nd) follow similar trends to those seen in solar analogs (González Hernández et al. 2010). We find some enhancement for Ba above the solar level as observed in the Hyades cluster (De Silva et al. 2006), although the scatter in the data is relatively large. This enhancement is mostly observed around Hyades-like metallicity ($[Fe/H]$) values. Stars below solar metallicity are also enhanced, however the Galactic abundance distribution has a larger scatter below solar metallicity. Ce and Y match the Galactic pattern but at lower metallicities the stars of

our sample tend to have a larger dispersion. We note here that the dispersion seen in our data is reasonable according to the quality of the data. The Zr abundance values are consistent with the abundance Galactic pattern, but those of the giants are found to deviate from the main Galactic trend. This slight deviation seen for the giants is also observed for Cu and Zn, although the dwarf stars match the Galactic trend, with the exception of Nd, which is enhanced for almost all the sample stars.

When we compare the element abundance data from Paulson et al. (2003) with our derived $[X/Fe]$ abundances, we find that for the case of Na, Mg, Ti, and Zn some of the sample stars are consistent with the Hyades cluster abundances. However, there is a small difference for Si and a larger scatter than for Ca. These differences might be caused by the use of different line lists for these elements and the solar reference they used. Candidates obtained by Pompéia et al. (2011) are displaced about 0.10 dex in metallicity from the Hyades cluster mean value. This offset is probably caused by their different line lists and their $\log gf$ choices.

Giant stars tend to deviate from the Galactic trend in certain elements. The method presented in the present study does not seem to work for giants as well as for main sequence stars. For consistency purposes, we verified our derived stellar parameters for the giant stars. In the first place, we recomputed the stellar parameters described in Section 4 by using instead the iron line list of Hekker & Meléndez (2007) to investigate the origin of any possible differences. This comparison can be seen in Fig. 10, where we find an offset of ≈ 70 K compared with the results from the list of Sousa et al. (2008). The next step was to check whether the effect on the parameter determination was sufficient to explain this deviation. For this purpose, we rederived the $[X/Fe]$ abundances making use of the set of parameters derived with the Hekker & Meléndez (2007) line list and compared them with the original $[X/Fe]$ (see Fig. 11). As one would expect, we find systematic differences but in most cases these differences are at the level of hundredths of dex. The worst case is that of Si where the differences show an even higher $[Si/Fe]$ abundance when derived using the new set of stellar parameters. In other cases such as Mg and Ni, we find no systematic differences with a dispersion of 0.03 dex and 0.01 dex, respectively. Comparison stars from De Silva et al. (2011) (all of them are giants) also deviate from the Galactic trends in some cases and for some elements. In that article, the other metallicities of the stars considered also deviate from the Galactic trends (when compared with Bensby et al. 2005). De Silva et al. (2011) argue that Na is higher than the Galactic trend when comparing with dwarfs from the Galactic disk, perhaps owing to the internal mixing in some of the giant stars. Systematically higher Na abundances were also found for giants belonging to the Hyades cluster by Smiljanic (2012) and attributed to the internal processes operating in giant stars. This enhancement in $[Na/Fe]$ ratio is similar to the one we found for some supercluster candidates (of about 0.30 dex) as shown in Fig. A.1. Since this effect has been observed by other authors and given the consistency tests, we can assume that the deviations from the Galactic trend for some elements may be real.

5.2. Differential abundances

We determined differential abundances $\Delta[X/H]$ by comparing our measured abundances with those of a reference star known to be a member of the Hyades cluster (vB 153) on a line-by-line basis. There are additional dwarf Hyades cluster members in our sample, V683 Per, and BZ Cet. Although we chose an

identical reference star to the one used in Paulson et al. (2003) and De Silva et al. (2006), these studies showed that the Hyades cluster have a high degree of homogeneity. We also expect to find certain degree of pollution due to field stars that have to be identified and discarded as members. As stated in Section 5.1, giants might have systematically higher abundances than dwarfs. For this purpose, we chose a giant star as a reference for the giants instead of a dwarf star (vB 153). The chosen star was ϵ Tau (also discussed in Smiljanic 2012) since it is known to belong to the original cluster. We find no significant differences in membership numbers when analyzing differential abundances using this second reference star. We therefore prefer to be consistent and only use as a reference the dwarf star vB 153.

The candidate selection within the sample was determined by applying a one root-mean-squared (rms, thereafter) rejection over the median for almost every chemical element treated in the analysis. The rejection process considers the rms in the abundances of the sample for each element. At first, we rejected every star that deviated by more than 1-rms from the median abundance denoted by the dashed-dotted lines in Figs. 8, 9, A.4, A.5, and A.6. The initial rms values considered during the candidate selection are given in Table 3. The initial 1-rms rejections led to the identification of 15 candidate members. We subsequently applied the more flexible criteria allowing stars to become members when their abundances were within the 1-rms region for 90 % of the elements considered and the remaining 10 % within the 1.5-rms region (18 elements and 2 elements respectively). The final rms is the one applied to the final selected candidates being members of the Hyades Supercluster. The error analysis considers only the standard deviation in the line-by-line differences. We also made a previous selection of candidates more likely to contain members based on their differential Fe abundances (see Table A.2), since these selected stars tend to maintain their abundance coherence between elements, as shown in Figs. 8, 9, A.4, A.5, and A.6.

This more flexible rms-based analysis was made in order to see to the degree which the sample is homogeneous, and to take care of the more likely contamination of the sample by field stars. Therefore, to assess this degree of homogeneity one must take into account the number of stars that lie within 1-rms, 1.5-rms, 2-rms, and 3-rms regions (see Table 2). In a pure 1-rms rejection, we find that 15 stars (25 %) as possible members. Hence, allowing two elements (maximum) to satisfy the 1.5-rms criteria results in 28 candidate members (46 %). The last three columns of Table A.2 give information about membership based on the differential abundances of Fe and the other elements following these criteria. The preliminary study of Tabernero et al. (2011) found a 64 % of the candidates are members, although the sample in this study is larger than that previous one, hence our results here are more reliable. Adopting these criteria, we conclude that the membership of the Hyades Supercluster ranges from 25 to 46 %.

In this differential abundance discussion, we have only taken into account the neutral elements when there are lines available to measure. We also determined the abundances of Cr II, Ti II, Sc II, and Zr II, which are typically consistent with those abundances obtained for the neutral species. However, we made this choice because the Galactic abundances for the neutral elements have a smaller dispersion than for the ionized one. Vanadium is considered as a reliable element in the differential analysis, despite the NLTE effects (e.g. Bodaghee et al. 2003; Gilli et al. 2006; Neves et al. 2009): when vanadium is compared with the

Table 2. Percentage analysis based on the rejection level of the differential abundances.

rms	# stars	% stars
1.0	15	25
1.5	35	57
2.0	47	77
2.5	57	93
3.0	59	97

Table 3. Median abundance, and both initial and final rms values for all considered elements.

Element	$\Delta [X/H]$	rms_o	rms_f
Fe	0.03	0.15	0.06
Na	0.09	0.21	0.11
Mg	0.06	0.14	0.09
Al	0.06	0.15	0.08
Si	-0.02	0.16	0.06
Ca	-0.06	0.13	0.06
Ti	0.02	0.12	0.06
V	-0.10	0.17	0.14
Sc	-0.03	0.16	0.10
Cr	0.02	0.14	0.07
Mn	-0.06	0.23	0.11
Co	0.00	0.17	0.07
Ni	-0.01	0.16	0.07
Cu	0.03	0.21	0.09
Zn	-0.20	0.24	0.20
Y	0.01	0.13	0.07
Zr	-0.23	0.29	0.24
Ba	0.11	0.16	0.13
Ce	0.05	0.10	0.08
Nd	0.01	0.11	0.07

neutron-capture elements, the differential treatment seems to work well given the large dispersion and sensitivities intrinsic to these other elements.

As a first consistency test, we scrutinized at the differential abundances in Figs. 8, 9, A.4, A.5, and A.6. The dwarf stars known to belong to the Hyades cluster within our sample (V683 Per and BZ Cet) occupy the 1-rms region for all the considered abundances, which also agrees with the conclusions for them of Paulson et al. (2003) and De Silva et al. (2006). These stars were also assumed to be cluster members by Pompéia et al. (2011).

The determined rms for the selected stars is shown on Table 3: we found that Na and Mn have larger dispersions than the other elements used in the differential analysis. In addition Sc, Al, Mg, Y, and Ce show an intermediate values of dispersion that are not as large as those for Na, Mn, and Ba. Zn and Zr have an even larger values of rms (of about 0.20 dex). The rest of the elements have an rms equal to or larger than 0.06 dex. The element abundances, relative to those also studied by De Silva et al. (2011) also have large dispersion levels, such as those for Na and Sc, although our rms is smaller in the case of Co.

From the *chemical tagging* analysis, we found that 15-28 of the 61 stars analyzed have homogeneous abundances for all the elements we considered (a 25-46% of the studied stars). This membership percentage implies that our selected sample contains a mixture of field stars and stars that have been evaporated from the Hyades cluster. Our sample is not as homogeneous as the moving group HR 1614 (De Silva et al. 2007b),

but not similar to the Arcturus moving group (Williams et al. 2009), which does not correspond to an evaporated cluster. In contrast, Famaey et al. (2007) argued that only 15 % of the Hyades Supercluster candidates originate from the cluster itself. However, Famaey et al. (2008) reported a cluster membership percentage of 52 % (as an upper limit). Pompéia et al. (2011) and De Silva et al. (2011) found 10 % and 15 % membership fractions, respectively, their samples being composed of 21 and 26 stars. However, we analyzed a larger sample (61 stars) than these two previous studies, and confirm that the Hyades Supercluster is not composed entirely of Hyades cluster evaporated stars. In Pompéia et al. (2011), the sample selection is based on the Geneva-Copenhagen survey (Nordström et al. 2004) and the mean velocity of the Hyades overdensity studied by Holmberg et al. (2009). In contrast, De Silva et al. (2011) considered some stars with velocities in the expected direction of dispersion from the Hyades cluster.

Our analysis does not recover the same number of members as the two previous studies of Pompéia et al. (2011) and De Silva et al. (2011). The abundance selection in the case of (Pompéia et al. 2011) is based on a statistical constrast based on a χ^2 test that employs a few Hyades Cluster stars. This χ^2 approach treats all the abundances as whole, thus does not concentrate on the individual elements one by one. On the other hand, De Silva et al. (2011) discard the stars for which the Fe abundances are lower than the solar value. They identified a few stars that might have originated from the original cluster based on this Fe preselection. Later on, they analyzed the trends of other elements to determine whether these stars have the same abundance as the Hyades Cluster. All these samples are incomplete but no robust assesment of the contamination levels of the Hyades Supercluster can be made. The method used in the present study (as in Pompéia et al. 2011; De Silva et al. 2011) can only ascertain the origin of the Hyades Supercluster but cannot measure the contamination levels by field stars. The common conclusion of this work and Pompéia et al. (2011), De Silva et al. (2011) is that the Hyades Supercluster cannot originate entirely from the Hyades Cluster. However, we can still identify candidates that once belonged to the Hyades cluster.

6. Conclusions

We have computed the stellar parameters and their uncertainties for 61 Hyades Supercluster candidate stars, after which we have obtained their chemical abundances for 20 elements (Fe, Na, Mg, Al, Si, Ca, Ti, V, Cr, Mn, Co, Fe, Ni, Cu, Zn, Y, Zr, Ba, Ce, and Nd). All the abundances are obtained in a fully differential way employing a solar reference and a well-known member of the Hyades cluster.

We have derived the Galactic space-velocity components for each star and used them to check the original selection based on Galactic velocities (Montes et al. 2001a; López-Santiago et al. 2010), which were then improved using the radial velocities derived from our data. We have employed the new *Hipparcos* proper motions and parallaxes (Høg et al. 2000; van Leeuwen 2007) employing the procedures described in Montes et al. (2001a). To perform a preliminary consistency test, we have analyzed the U , V , and W Galactic velocities of the final selected stars tend to diminish their dispersion in V to values closer to those expected for a spread cluster (see Eggen 1994; Skuljan et al. 1997).

As a second test of the stellar parameters, we have compiled a $\log g$ vs. $\log T_{\text{eff}}$ diagram to verify the consistency of the method employed to determine the stellar parameters. This diagram shows that most of the stars fall on the isochrone for the Hyades age (0.7 Gyr). This is an important but insufficient condition to ascertain that they have a common origin. Therefore, the abundance analysis must also be used to help establish which stars share a common origin with those in the Hyades cluster. The abundance analysis shows that the final 28 selected stars are compatible with the Hyades isochrone, as expected if they have evaporated from the Hyades cluster. The membership percentage that we find in this work (46 %) compared with those of other authors demonstrates the importance of the sample selection and a detailed chemical analysis.

A yet more detailed analysis of different age indicators and chemical homogeneity is in progress and will be presented in future publications. This analysis will lead to a more consistent means of confirming a list of candidate members from the abundance analysis.

Acknowledgements. This work was supported by the Universidad Complutense de Madrid (UCM), the Spanish Ministerio de Ciencia e Innovación (MCINN) under grants BES-2009-012182, AYA2008-000695, and AYA2011-30147-C03-02, and The Comunidad de Madrid under PRICIT project S2009/ESP-1496 (AstroMadrid). We would like to thank the anonymous referee for helpful comments and corrections.

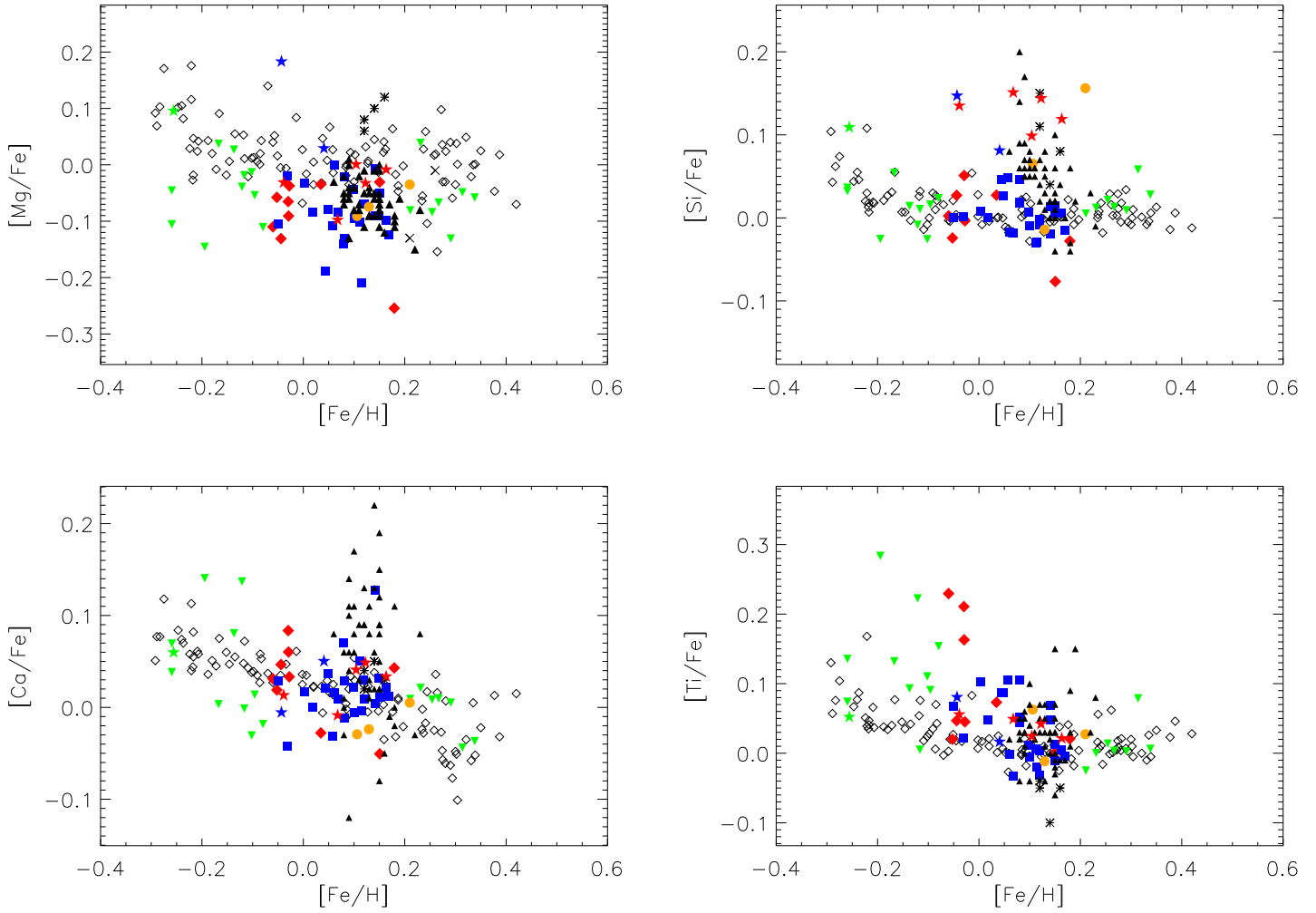


Fig. 6. $[X/Fe]$ vs. $[Fe/H]$ for the α -elements Mg, Si, Ca, and Ti: open diamonds represent the thin disc data (González Hernández et al. 2010), black upward-pointing filled triangles represent Hyades cluster data (Paulson et al. 2003), red diamonds are our stars compatible to within 1-rms with the Fe abundance but not for all elements, blue squares and blue starred symbols are the candidates selected to become members of the Hyades Supercluster (see Figs. 8, A.4, A.5, and A.6). Green downward-pointing triangles show no compatible stars. BZ Cet, V683 Per, and ϵ Tau Hyades cluster members stars are marked with orange circles. Starred points represent the giant stars. Black asterisks are the candidates selected by De Silva et al. (2011) and black crosses represent the members selected by Pompéia et al. (2011).

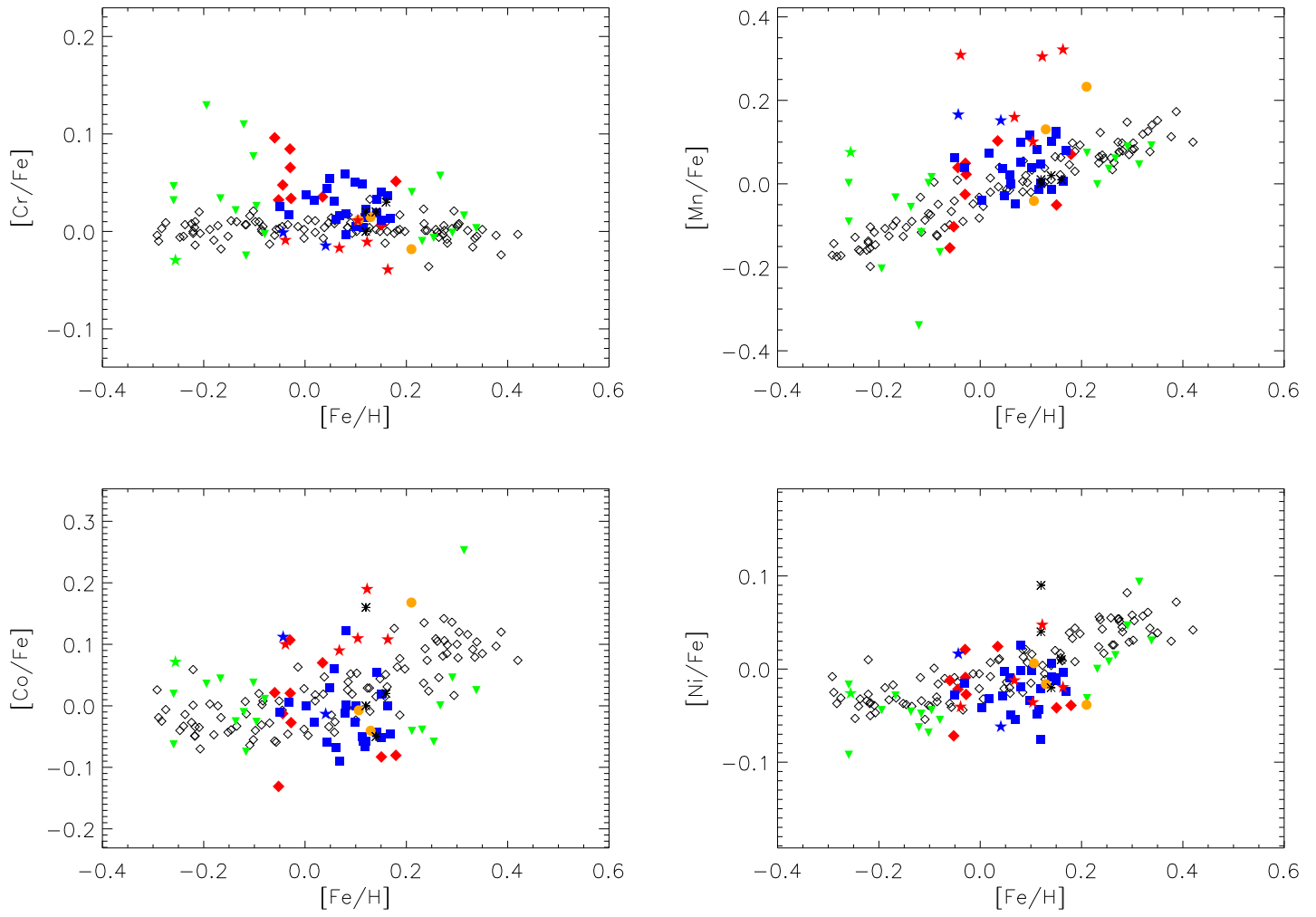


Fig. 7. Same as Fig. 6 but for the Fe-peak elements Cr, Mn, Co, and Ni.

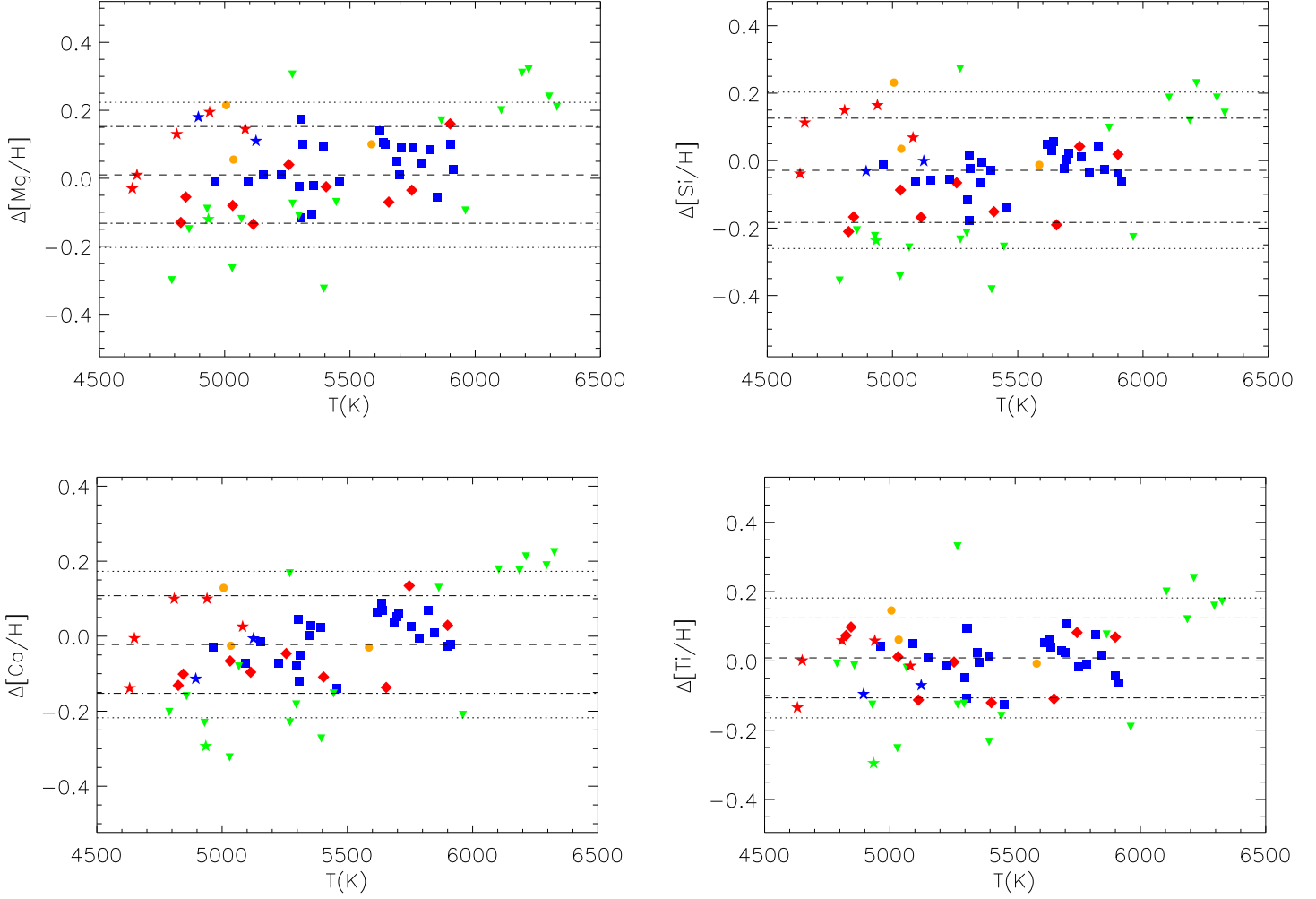


Fig. 8. $\Delta[X/H]$ differential abundances (for the α -elements Mg, Si, Ca, and Ti vs. T_{eff}). Dashed-dotted lines represent 1-rms over and below the median for our sample, whereas dotted lines represent the 1.5-rms level. Dashed lines represent the mean differential abundance. Red diamonds are stars compatible within 1-rms with the Fe abundance but not for all elements, blue squares are the candidates selected to become members of the Hyades Supercluster, while green triangles are rejected candidates and starred points are the giants. Blue squares and starred points are the final selected candidates to become members of the Hyades Supercluster. BZ Cet, V683 Per, and ϵ Tau are indicated by orange circles.

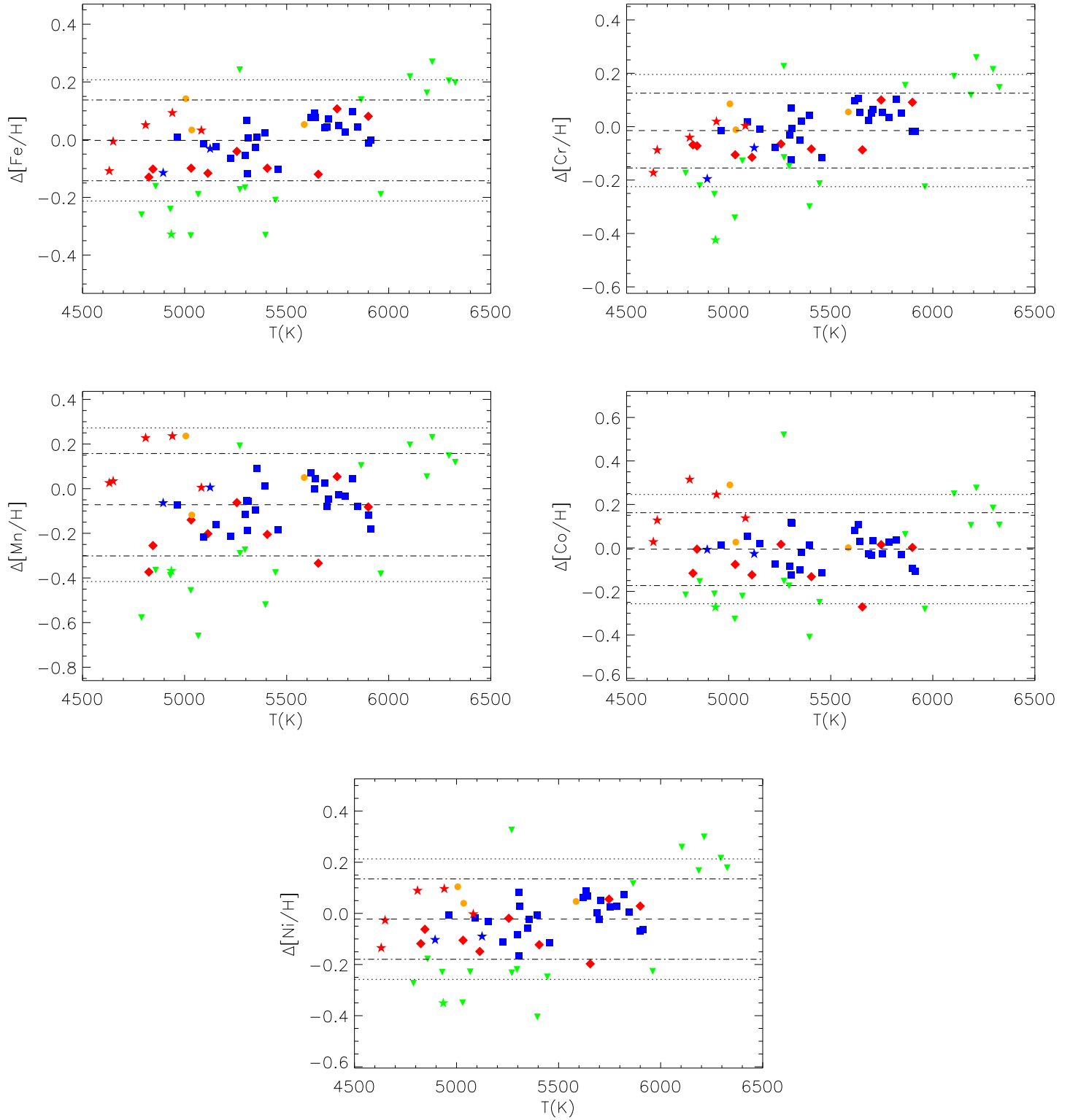


Fig. 9. Same as Fig. 8 but for the Fe-peak elements Cr, Mn, Co, and Ni.

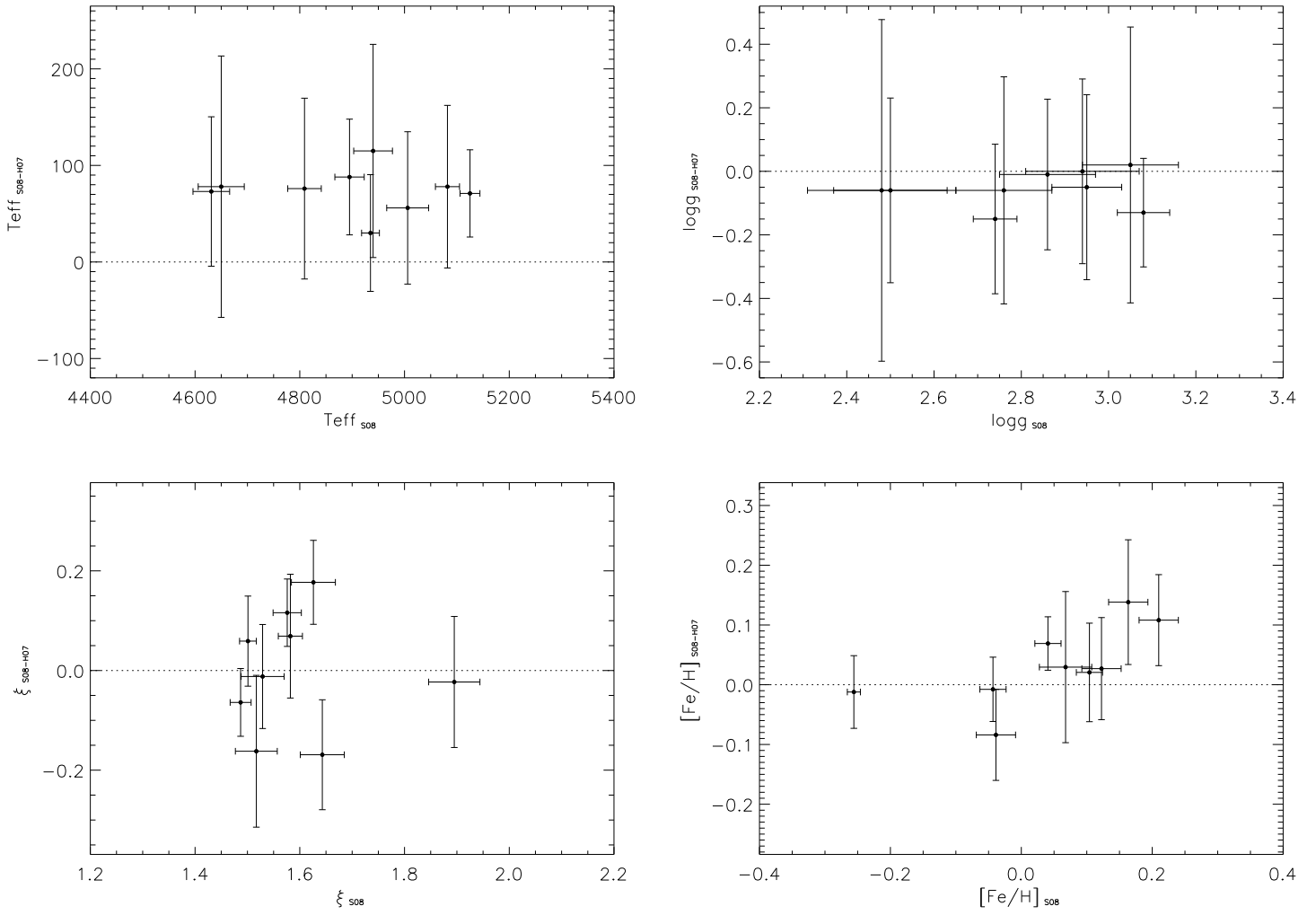


Fig. 10. Comparison of the stellar parameters determined with the Sousa et al. (2008) Fe I-Fe II line list versus the list from Hekker & Meléndez (2007).

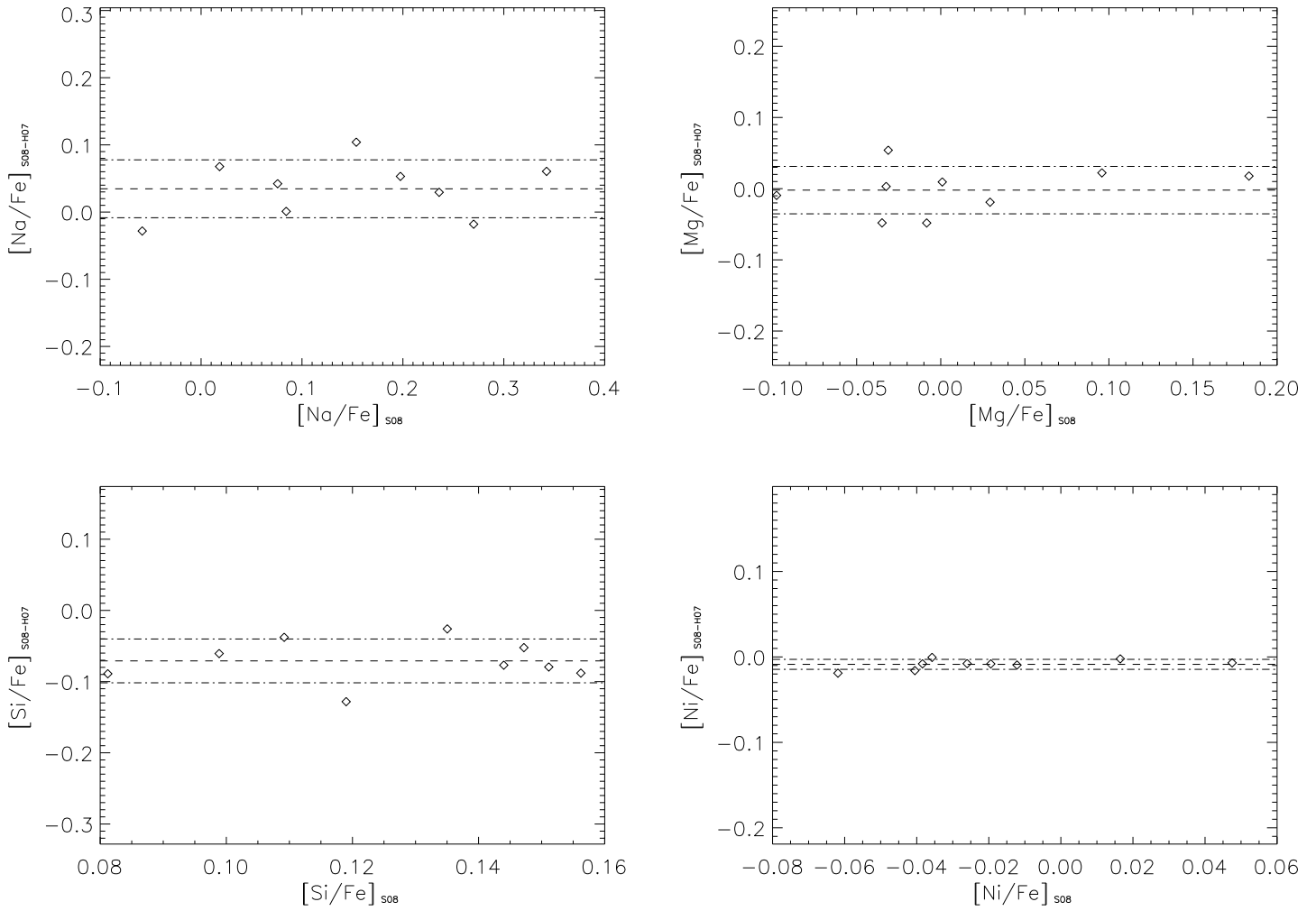


Fig. 11. Comparison of $[X/Fe]$ derived with the stellar parameters determined with the Sousa et al. (2008) Fe I-Fe II line list versus the list from Hekker & Meléndez (2007). Dashed line represents the mean value for the differences. Dashed-dotted lines represent one standard deviation over the mean value.

References

- Ammler-von Eiff, M., & Guenther, E. W. 2009, *A&A*, 508, 677
- Antoja, T., Figueras, F., Fernández, D., & Torra, J. 2008, *A&A*, 490, 135
- Antoja, T., Valenzuela, O., Pichardo, B. et al. 2009, *ApJ*, 700, L78
- Antoja, T., Figueras, F., Romero-Gómez, M. et al. 2011, *MNRAS*, 418, 1423
- Asiain, R., Figueras, F., Torra, J., & Chen, B. 1999, *A&A*, 341, 427
- Bensby, T., Feltzing, S., & Lundström, I. 2003, *A&A*, 410, 527
- Bensby, T., Feltzing, S., Lundström, I., & Ilyin, I. 2005, *A&A*, 433, 185
- Bensby, T., Oey, M. S., Feltzing, S., & Gustafsson, B. 2007, *ApJ*, 655, L89
- Bodaghee, A., Santos, N. C., Israelian, G., & Mayor, M. 2003, *A&A*, 404, 715
- Bubar, E. J., & King, J. R. 2010, *AJ*, 140, 293
- Dehnen, W. 1998, *AJ*, 115, 2384
- Demarque, P., Woo, J.-H., Kim, Y.-C., & Yi, S. K. 2004, *ApJS*, 155, 667
- De Silva, G. M., Sneden, C., Paulson, D. B. et al. 2006, *AJ*, 131, 455
- De Silva, G. M., Freeman, K. C., Asplund, M. et al. 2007, *AJ*, 133, 1161
- De Silva, G. M., Freeman, K. C., Bland-Hawthorn, J., Asplund, M., & Bessell, M. S. 2007, *AJ*, 133, 694
- De Silva, G. M., Freeman, K. C., Bland-Hawthorn, J., & Asplund, M. 2008, *ASP Conference Series*, Vol. 396, 2008 J. G. Funes, S.J., and E. M. Corsini, eds., arXiv:0810.3346
- De Silva, G. M., Freeman, K. C., & Bland-Hawthorn, J. 2009, *PASA*, 26, 11
- De Silva, G. M., Freeman, K. C., Bland-Hawthorn, J. et al. 2011, *MNRAS*, 415, 563
- Eggen, O. J. 1984, *ApJS*, 55, 597
- Eggen, O. J. 1989, *PASP*, 101, 366
- Eggen, O. J. 1994, *Galactic and Solar System Optical Astrometry*, 191
- ESA, 1997, *The Hipparcos and Tycho Catalogues*, ESA SP-1200
- Famaey, B., Jorissen, A., Luri, X. et al. 2005, *A&A*, 430, 165
- Famaey, B., Pont, F., Luri, X. et al. 2007, *A&A*, 461, 957
- Famaey, B., Siebert, A., & Jorissen, A. 2008, *A&A*, 483, 453
- Francis, C., & Anderson, E. 2009, *Proc. Roy. Soc. Lond.* A465, 3425, arXiv:0901.3503
- Francis, C., & Anderson, E. 2009, *New A*, 14, 615
- Freeman, K., & Bland-Hawthorn, J. 2002, *ARA&A*, 40, 487
- Fux, R. 2001, *A&A*, 373, 511
- Gilli, G., Israelian, G., Ecuivillon, A., Santos, N. C., & Mayor, M. 2006, *A&A*, 449, 723
- González Hernández, J. I., Israelian, G., Santos, N. C. et al. 2010, *ApJ*, 720, 1592
- Hekker, S., & Meléndez, J. 2007, *A&A*, 475, 1003
- Høg, E., Fabricius, C., Makarov, V. V., et al. 2000, *A&A*, 355, L27
- Holmberg, J., Nordström, B., & Andersen, J. 2009, *A&A*, 501, 941
- Johnson, D. R. H., & Soderblom, D. R. 1987, *AJ*, 93, 864
- King, J. R., Villarreal, A. R., Soderblom, D. R., Gulliver, A. F., & Adelman, S. J. 2003, *AJ*, 125, 1980
- King, J. R., & Schuler, S. C. 2005, *PASP*, 117, 911
- Klement, R., Fuchs, B., & Rix, H.-W. 2008, *ApJ*, 685, 261
- Kurucz, R. L., Furenlid, I., Brault, J., & Testerman, L. 1984, *National Solar Observatory Atlas, Sunspot*, New Mexico: National Solar Observatory, 1984,
- Kurucz, R. L. 1993, *ATLAS9 Stellar Atmosphere Programs and 2 km s⁻¹ grid*. Kurucz CD-ROM No. 13. Cambridge, Mass.: Smithsonian Astrophysical Observatory, 1993., 13,
- López-Santiago, J., Montes, D., Crespo-Chacón, I., & Fernández-Figueroa, M. J. 2006, *ApJ*, 643, 1160
- López-Santiago, J., Micela, G., & Montes, D. 2009, *A&A*, 499, 129
- López-Santiago, J., Montes, D., Gálvez-Ortiz, M. C. et al. 2010, *A&A*, 514, A97
- Maldonado, J., Martínez-Arnáiz, R. M., Eiroa, C., Montes, D., & Montesinos, B. 2010, *A&A*, 521, A12
- Martínez-Arnáiz, R., Maldonado, J., Montes, D., Eiroa, C., & Montesinos, B. 2010, *A&A*, 520, A79
- Minchev, I., Boily, C., Siebert, A., & Bienayme, O. 2010, *MNRAS*, 407, 2122
- Minchev, I., & Famaey, B. 2010, *ApJ*, 722, 112
- Montes, D., López-Santiago, J., Gálvez, M. C. et al. 2001a, *MNRAS*, 328, 45
- Montes, D., López-Santiago, J., Fernández-Figueroa, M. J., & Gálvez, M. C. 2001b, *A&A*, 379, 976
- Montes, D., Caballero, J. A., Fernández-Rodríguez, C. J. et al. 2010, in 'Pathways Towards Habitable Planets', eds. V. Coudé du Foresto, D.M. Gelino, and I. Ribas, *ASP Conf. Ser.*, 430, 507
- Neves, V., Santos, N. C., Sousa, S. G., Correia, A. C. M., & Israelian, G. 2009, *A&A*, 497, 563
- Nordström, B., Mayor, M., Andersen, J., et al 2004, *A&A*, 418, 989
- Paulson, D. B., Sneden, C., & Cochran, W. D. 2003, *AJ*, 125, 3185
- Perryman, M. A. C., Brown, A. G. A., Lebreton, Y., et al. 1998, *A&A*, 331, 81
- Pompéia, L., Masseron, T., Famaey, B., et al. 2011, *MNRAS*, 415, 1138
- Press, W. H., Teukolsky, S. A., Vetterling, W. T., & Flannery, B. P. 1992, Cambridge: University Press, —c1992, 2nd ed.,
- Quillen, A. C. 2003, *AJ*, 125, 785
- Quillen, A. C., & Minchev, I. 2005, *AJ*, 130, 576
- Raskin, G., van Winckel, H., Hensberge, H., et al. 2011, *A&A*, 526, A69
- Reddy, B. E., Lambert, D. L., & Allende Prieto, C. 2006, *MNRAS*, 367, 1329
- Skuljan, J., Cottrell, P. L., & Hearnshaw, J. B. 1997, in *ESA Symposium 'Hipparcos - Venice 97'*, 402, 525
- Smiljanic, R. 2012, *MNRAS*, 422, 1562
- Snedden, C. A. 1973, Ph.D. Thesis,
- Soderblom, D. R., & Clements, S. D. 1987, *AJ*, 93, 920
- Soderblom, D. R., & Mayor, M. 1993, *AJ*, 105, 226
- Sousa, S. G., Santos, N. C., Israelian, G., Mayor, M., & Monteiro, M. J. P. F. G. 2007, *A&A*, 469, 783
- Sousa, S. G., Santos, N. C., Mayor, M., et al. 2008, *A&A*, 487, 373
- Tabernero, H. M., Montes, D., & González Hernández, J. I. 2010, *Proceedings of Cool Stars 16 Workshop, Seattle 2010 (ASP Conf. Series*, eds. C. Johns-Krull, M. Browning & A. West), Volume 448, arXiv:1012.2347
- Tonry, J., & Davis, M. 1979, *AJ*, 84, 1511
- van Leeuwen, F. 2007, *A&A*, 474, 653
- Williams, M. E. K., Freeman, K. C., Helmi, A., & the RAVE collaboration 2009, *IAU Symposium*, 254, 139
- Zhao, J., Zhao, G., & Chen, Y. 2009, *ApJ*, 692, L113

Appendix A: On-line material

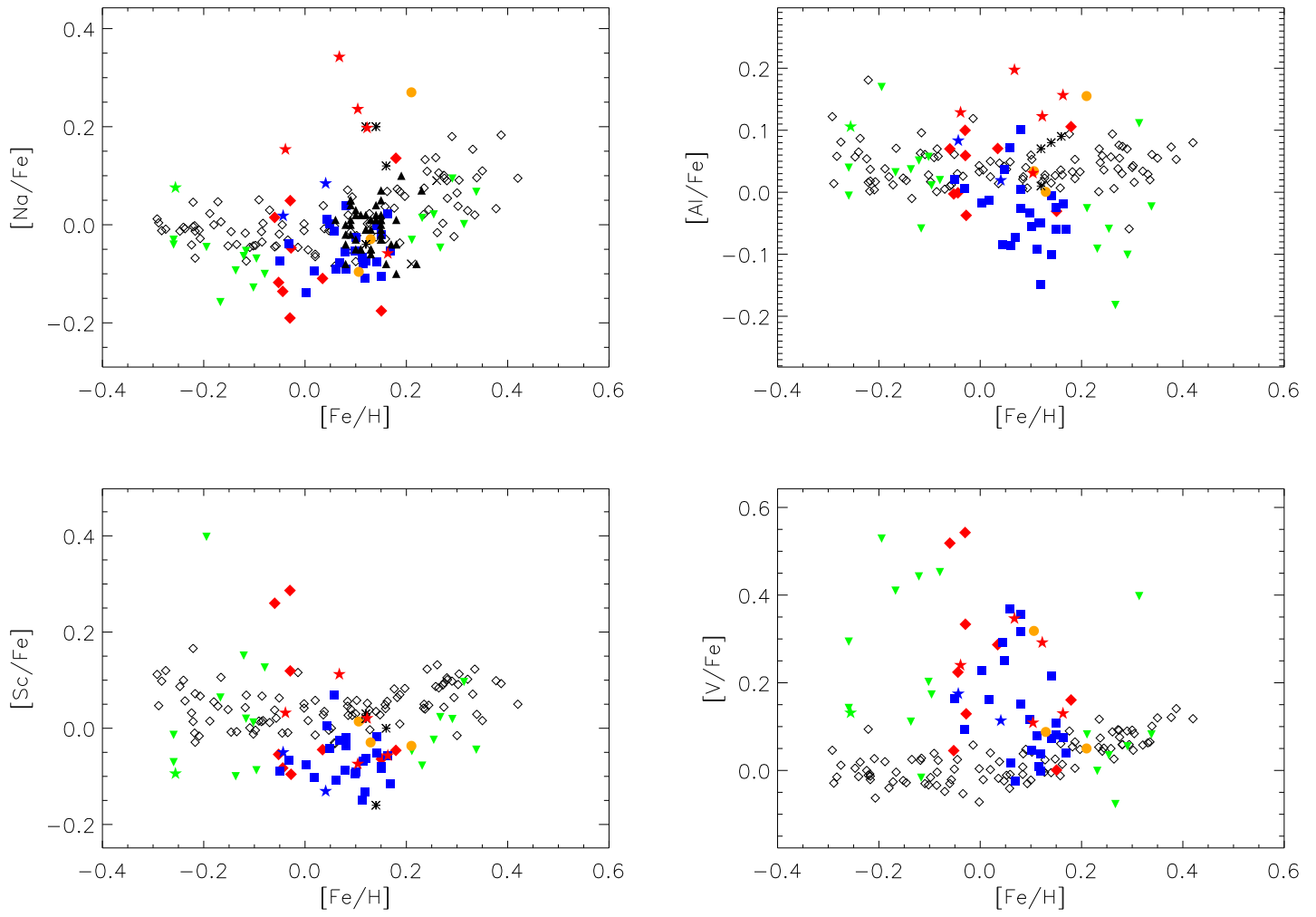


Fig. A.1. Same as Fig. 6 but for the odd-Z elements Na, Al, Sc, and V.

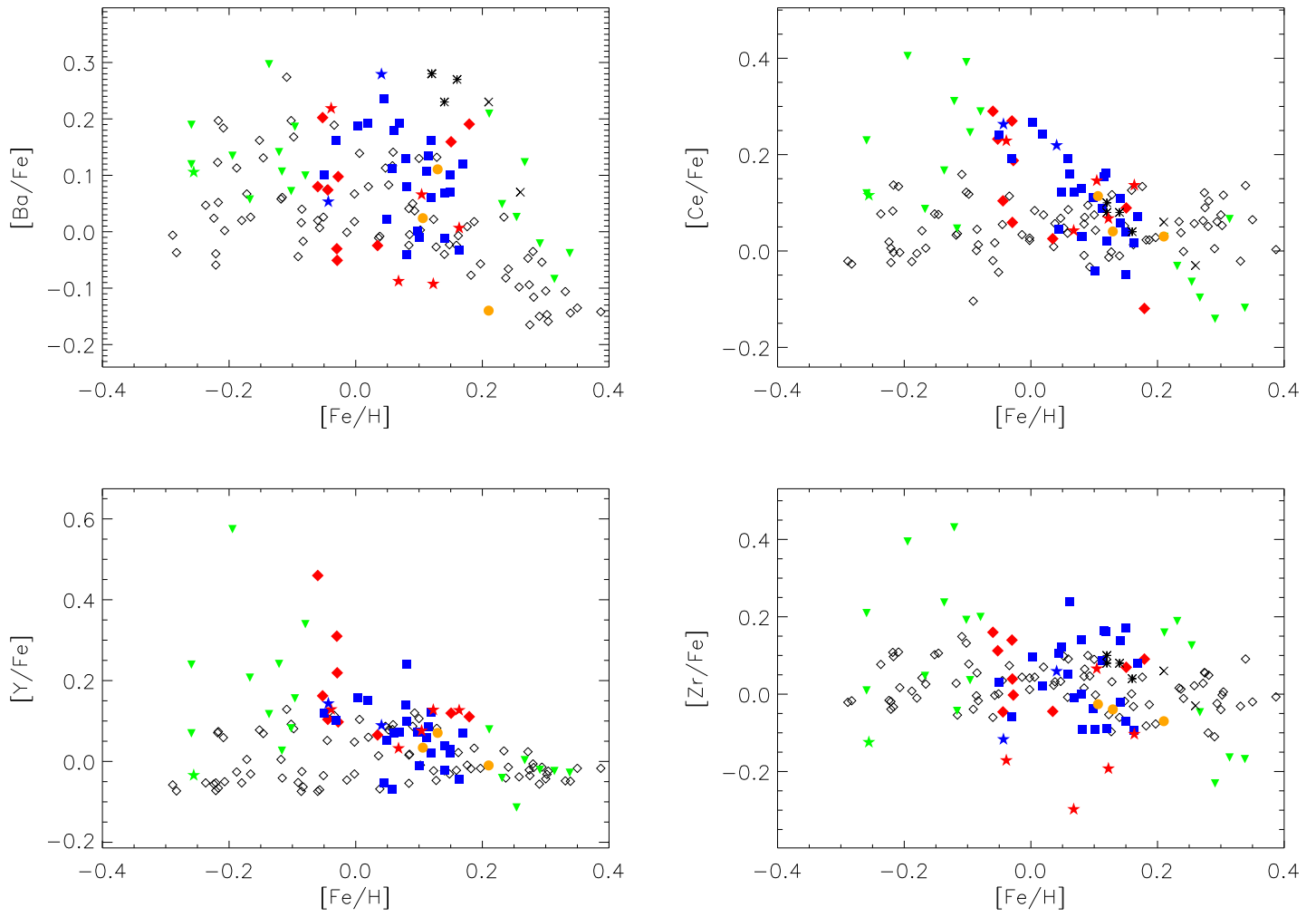


Fig. A.2. Same as Fig. 6 but for the s-process elements Ba, Ce, Y, and Zr.

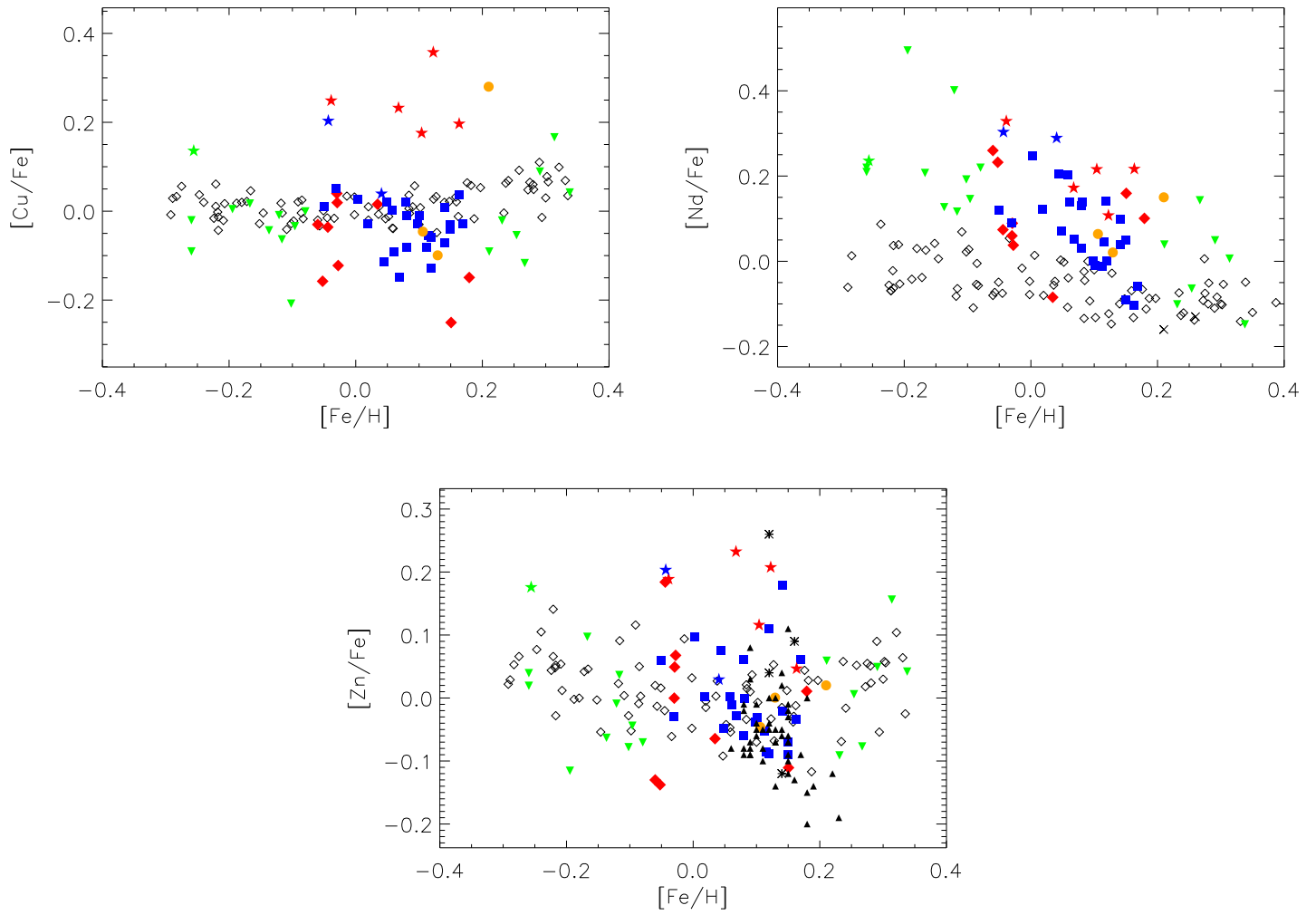


Fig. A.3. Same as Fig. 6 but for the s-process elements Cu, Nd, and Zn.

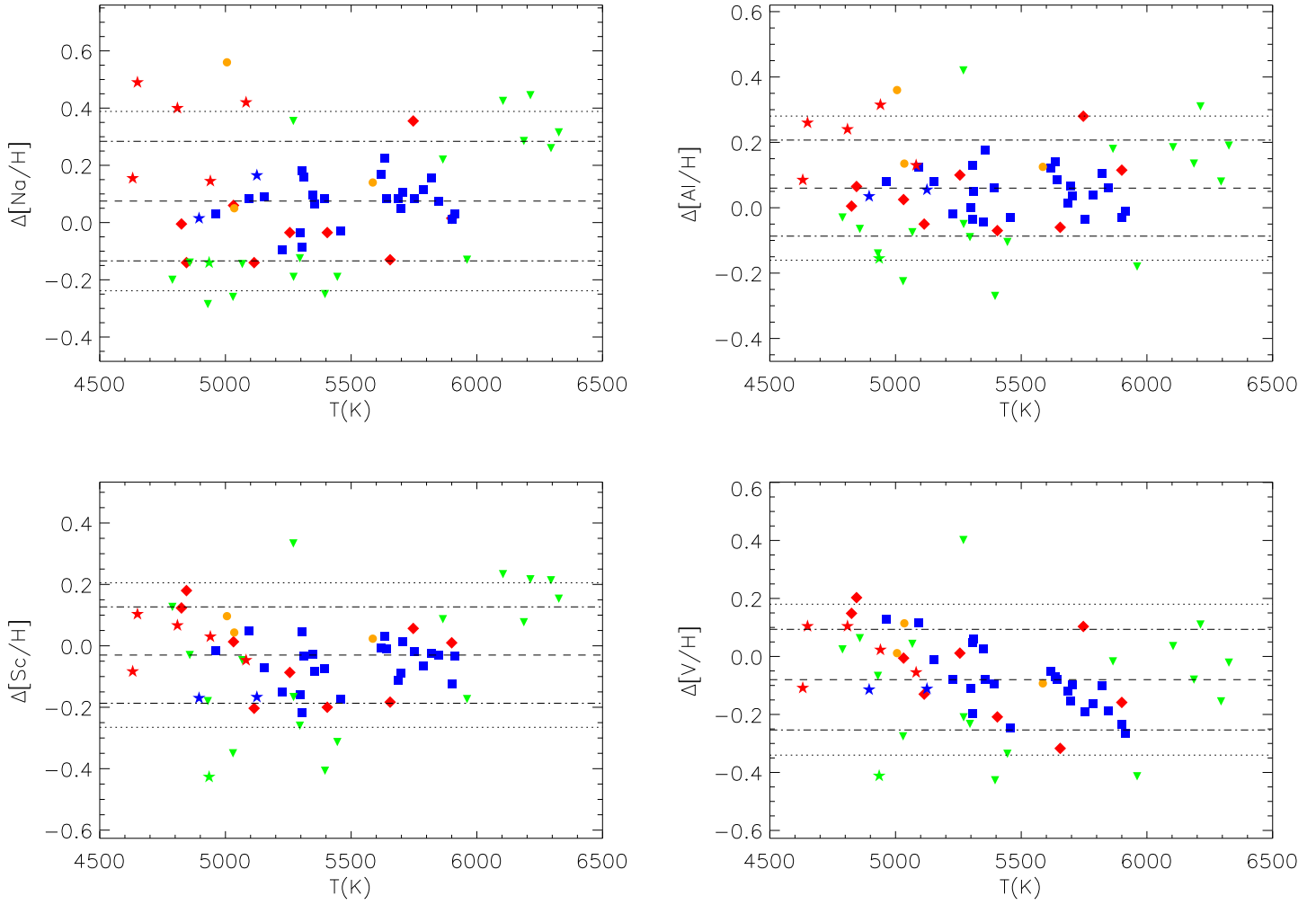


Fig. A.4. Same as Fig. 8 but for the odd-Z elements Na, Al, Sc, and V.

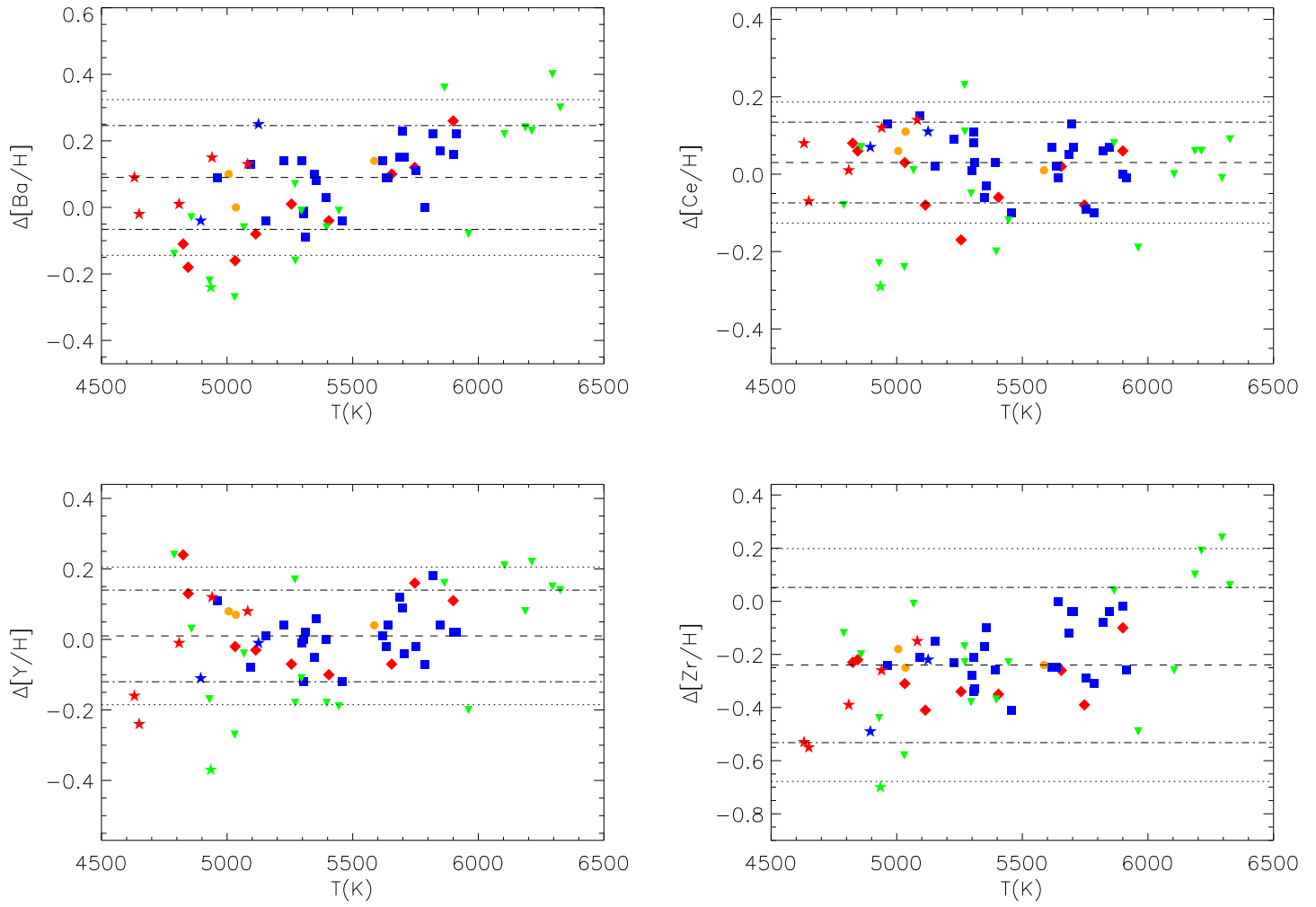


Fig. A.5. Same as Fig. 8 but for the s-process elements Ba, Ce, Y, and Zr.

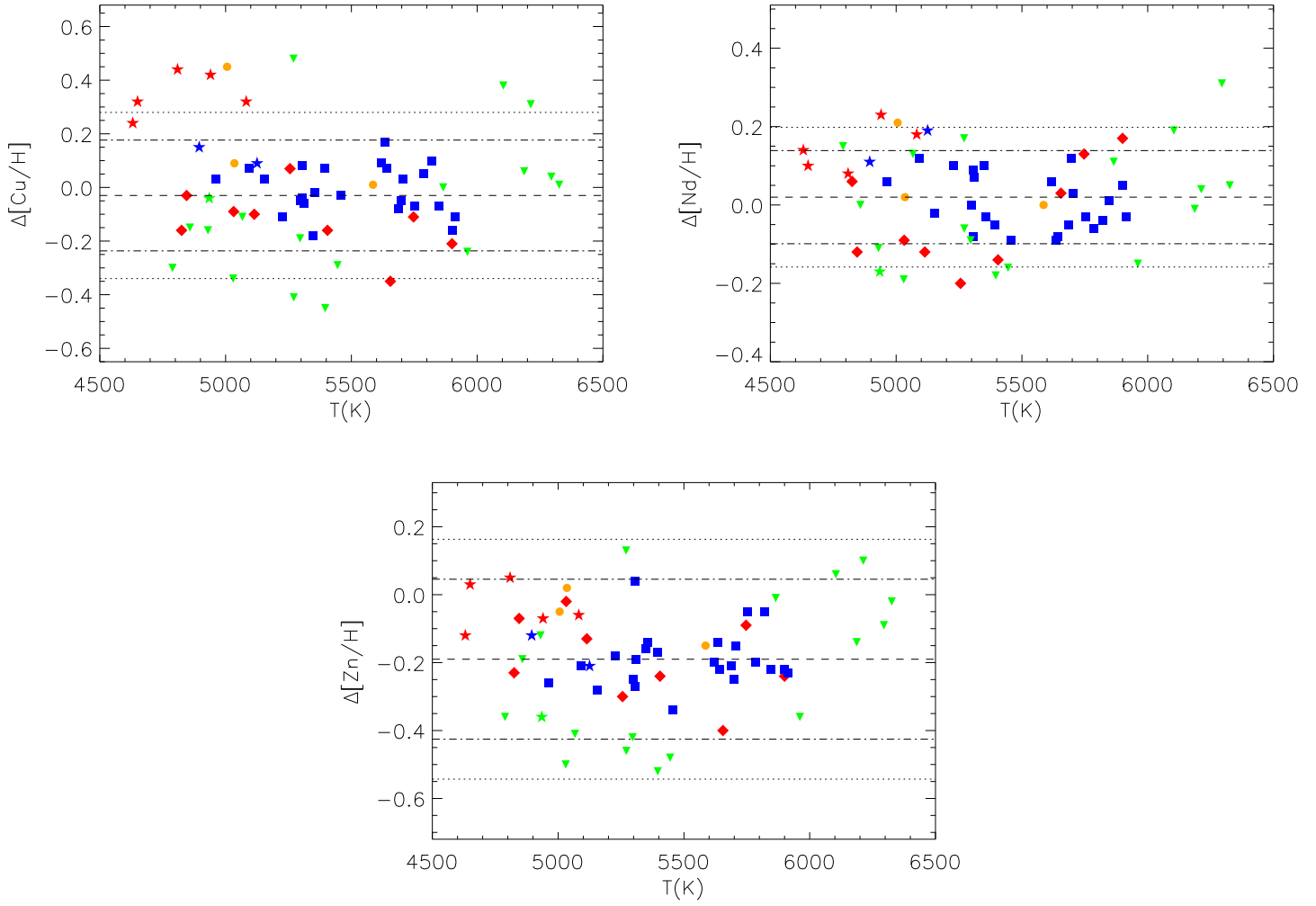


Fig. A.6. Same as Fig. 8 but for the s-process elements Cu, Nd, and Zn.

Table A.1. Properties of the sample, including radial velocities and derived kinematics.

Name	HIP	m_V (mag)	SpT	α (J2000)	δ (J2000)	V_r (km s ⁻¹)	U (km s ⁻¹)	V (km s ⁻¹)	W (km s ⁻¹)
BE Cet	1803	6.38	G3 V	00 22 51.55	-12 12 34.50	-2.40 ± 0.02	-35.79 ± 0.67	-14.60 ± 0.27	-0.40 ± 0.06
HD 5848	5372	4.24	K2 III	01 08 44.16	86 15 25.62	8.32 ± 0.02	-35.57 ± 1.52	-13.00 ± 0.94	1.02 ± 0.27
AZ Ari	10218	7.32	G5 V	02 11 22.98	21 22 38.56	20.04 ± 0.02	-42.59 ± 0.94	-19.72 ± 0.92	-0.78 ± 0.39
FT Cet	12158	8.10	K2.5 V	02 36 41.57	-03 09 22.60	21.91 ± 0.02	-39.79 ± 0.84	-18.27 ± 0.62	-0.57 ± 0.54
BZ Cet	13976	7.95	K2.5 V	03 00 02.62	07 44 58.93	28.86 ± 0.02	-42.74 ± 0.64	-18.85 ± 0.67	-1.18 ± 0.54
δ Ari	14838	4.35	K2 III	03 11 37.67	19 43 36.11	23.08 ± 0.11	-60.17 ± 5.44	-48.96 ± 7.19	24.71 ± 4.87
V683 Per	14976	8.15	G5 V	03 13 02.66	32 53 47.75	27.32 ± 0.02	-42.52 ± 0.98	-21.27 ± 1.62	-0.43 ± 0.51
V686 Per	15609	7.95	K0 V	03 20 59.33	33 13 06.96	34.84 ± 0.05	-45.63 ± 0.67	-20.81 ± 1.45	-11.22 ± 0.17
HD 21663	16329	8.30	G5 V	03 30 30.33	20 06 12.30	25.71 ± 0.02	-35.55 ± 0.97	-27.25 ± 2.26	-2.35 ± 0.77
HD 23356	17420	7.08	K2 V	03 43 55.15	19 06 40.61	25.16 ± 0.02	-30.46 ± 0.22	-14.90 ± 0.10	-4.36 ± 0.19
39 Tau	19076	5.90	G5 V	04 05 20.15	22 00 33.20	23.97 ± 0.03	-25.48 ± 0.06	-13.31 ± 0.24	-6.53 ± 0.07
HD 25893	19255	7.08	G5 V	04 07 34.22	38 04 30.31	27.51 ± 0.09	-34.03 ± 0.23	-16.89 ± 0.64	-9.46 ± 0.14
HD 27282	20146	8.43	G8 V	04 19 07.94	17 31 29.36	38.15 ± 0.03	-41.84 ± 0.43	-19.60 ± 1.35	-1.07 ± 0.89
HD 27685	20441	7.82	G4 V	04 22 44.68	16 47 27.72	38.75 ± 0.03	-45.43 ± 0.90	-17.84 ± 2.13	7.30 ± 2.13
HD 27989	20686	7.54	G5 V	04 25 51.66	18 51 50.93	39.69 ± 0.05	-42.59 ± 0.32	-18.11 ± 1.10	-1.81 ± 0.72
ϵ Tau	20889	3.54	G9.5 III	04 28 36.93	19 10 49.88	38.50 ± 0.12	-41.61 ± 0.25	-20.13 ± 0.88	-0.62 ± 0.53
111 Tau B	25220	7.92	K4 V	05 23 38.23	17 19 26.87	38.31 ± 0.02	-38.76 ± 0.04	-14.56 ± 0.22	7.09 ± 0.31
HD 40979	28767	6.73	F8 V	06 04 29.87	44 15 38.93	32.63 ± 0.05	-36.63 ± 0.15	-21.39 ± 0.77	8.34 ± 0.14
HD 45609	30733	8.43	K0 V	06 27 24.11	-25 44 05.22	26.44 ± 0.06	-28.20 ± 1.45	-12.73 ± 0.87	-2.26 ± 0.67
HD 52265	33719	6.30	G0 V	07 00 18.10	-05 22 02.49	53.93 ± 0.03	-52.38 ± 0.25	-20.76 ± 0.31	-9.26 ± 0.23
HD 53532	34271	8.27	G0 V	07 06 16.86	22 41 01.24	42.95 ± 0.03	-44.08 ± 0.19	-18.38 ± 0.42	-13.15 ± 1.08
HD 65523	39068	8.35	G5 V	07 59 35.78	12 58 59.42	33.05 ± 0.02	-43.44 ± 0.85	-13.03 ± 0.18	-23.57 ± 1.84
HD 70088	40942	8.51	G5 V	08 21 20.82	34 18 36.85	33.23 ± 0.02	-40.53 ± 0.67	-22.50 ± 0.97	-5.93 ± 1.24
HD 72760	42074	7.33	G5 V	08 34 31.76	00 43 34.04	35.32 ± 0.02	-35.66 ± 0.30	-19.54 ± 0.11	-1.50 ± 0.34
V401 Hya	42333	6.72	G5 V	08 37 50.47	-06 48 25.16	35.47 ± 0.03	-43.17 ± 0.57	-19.77 ± 0.17	-12.07 ± 0.61
HD 73171	42452	5.92	K1 III	08 39 17.65	52 42 42.12	26.70 ± 0.02	-26.86 ± 0.68	24.53 ± 1.91	2.01 ± 1.44
CT Pyx	42281	8.74	K1 V	08 37 15.61	-17 29 41.25	28.14 ± 0.02	-31.60 ± 0.82	-16.78 ± 0.32	-3.60 ± 0.49
ρ Cnc A	43587	5.95	G8 V	08 52 36.13	28 19 53.00	27.53 ± 0.02	-37.27 ± 0.18	-18.20 ± 0.13	-7.95 ± 0.27
HD 75898	43674	8.04	G0 V	08 53 50.87	33 03 24.77	21.85 ± 0.03	-39.23 ± 1.98	-11.97 ± 0.84	-15.72 ± 2.59
HD 76151	43726	6.00	G3 V	08 54 18.19	-05 26 04.32	32.10 ± 0.02	-40.35 ± 0.35	-20.05 ± 0.06	-11.25 ± 0.37
IK Cnc	43751	8.32	G5 V	08 54 41.60	16 36 40.60	15.89 ± 0.05	-28.55 ± 2.67	-10.61 ± 0.94	-15.49 ± 3.76
HD 82106	46580	7.20	K3 V	09 29 55.12	05 39 17.52	29.98 ± 0.15	-40.89 ± 0.34	-13.79 ± 0.11	0.12 ± 0.26
GT Leo	47587	8.88	K0 V	09 42 10.04	07 35 24.49	30.96 ± 0.05	-44.84 ± 1.58	-19.70 ± 0.21	-4.23 ± 1.34
HD 85301	48423	7.73	G5 V	09 52 16.96	49 11 27.47	15.15 ± 0.07	-34.83 ± 0.80	-12.31 ± 0.46	-7.08 ± 0.59
HD 86322	49163	6.89	K1 III	10 01 59.43	74 45 33.05	1.25 ± 0.09	-33.23 ± 3.04	-24.67 ± 2.38	-6.58 ± 0.76
HD 89307	50473	7.03	G0 V	10 18 21.45	12 37 16.33	23.06 ± 0.03	-39.98 ± 0.93	-23.15 ± 0.40	-5.73 ± 0.73
HD 89376	50524	9.01	K5 V	10 19 10.74	20 33 48.25	19.94 ± 0.06	-44.89 ± 4.53	-18.38 ± 1.53	-9.03 ± 3.23
π^1 Leo	53273	5.45	G8 III	10 53 43.76	-02 07 45.27	20.10 ± 0.08	-39.32 ± 2.81	-18.51 ± 0.53	1.94 ± 1.06
HD 98356	55235	8.73	K0 V	11 18 39.87	-10 07 35.00	7.41 ± 0.08	-55.59 ± 2.94	-15.14 ± 0.55	-5.38 ± 0.59
HD 101112	56756	6.19	K1 III	11 38 09.87	08 53 01.60	11.58 ± 0.12	-30.52 ± 2.80	-14.67 ± 0.99	2.64 ± 0.77
HD 106696	56583	5.19	K0 III	11 36 02.62	69 19 23.73	-3.53 ± 0.02	41.53 ± 1.52	-20.99 ± 0.74	36.59 ± 1.49
MY UMa	57859	9.57	K0 V	11 51 58.07	48 05 18.85	-0.65 ± 0.12	-45.62 ± 6.96	-13.06 ± 2.03	-14.80 ± 2.16
GR Leo	58314	8.07	G5 V	11 57 29.17	19 59 01.58	5.09 ± 0.02	-50.60 ± 1.70	-18.02 ± 0.59	-5.13 ± 0.34
HD 106023	59486	8.70	K0 V	12 11 59.57	23 05 35.70	6.33 ± 0.04	-43.06 ± 2.19	-30.76 ± 1.54	-2.18 ± 0.44
HD 117860	66115	7.21	G0 V	13 33 11.45	-8 26 36.47	-9.53 ± 0.03	-36.13 ± 0.93	-13.30 ± 0.50	2.59 ± 0.30
HD 117936	66147	7.96	K3 V	13 33 32.70	8 35 11.52	-6.21 ± 0.10	-41.05 ± 0.75	-19.35 ± 0.39	4.07 ± 0.21
HD 124642	69526	8.06	K5 V	14 13 57.35	30 13 00.34	-16.10 ± 0.10	-36.10 ± 0.60	-14.27 ± 0.21	-5.39 ± 0.21
HD 126535	70608	8.86	K1 V	14 26 34.82	-18 49 12.21	-19.50 ± 0.03	-40.34 ± 1.78	-18.86 ± 1.73	2.40 ± 0.98
HD 131023	72634	7.40	K0 V	14 51 02.44	09 43 24.72	-42.70 ± 0.04	-44.39 ± 0.74	-15.74 ± 0.47	-20.99 ± 0.51
HD 149026	80838	8.15	G0 IV	16 30 29.68	38 20 49.85	-17.90 ± 0.04	-32.36 ± 1.66	-20.62 ± 0.61	9.60 ± 1.38
HD 170657	90790	6.81	K2 V	18 31 19.05	-18 54 30.02	-43.00 ± 0.11	-37.93 ± 0.12	-24.64 ± 0.18	5.39 ± 0.06
MV Dra	94346	7.04	G8 V	19 12 11.12	57 40 15.56	-27.00 ± 0.08	-43.99 ± 0.47	-21.89 ± 0.09	-15.46 ± 0.09
HD 189087	98192	7.89	K1 V	19 57 13.35	29 49 24.39	-30.30 ± 0.05	-40.64 ± 0.71	-15.47 ± 0.31	3.52 ± 0.12
V2425 Cyg	101227	7.45	K0 V	20 31 06.89	40 51 28.52	-23.50 ± 0.04	-30.27 ± 1.26	-15.57 ± 0.37	1.67 ± 0.28
HD 196885	101966	6.39	F8 IV	20 39 51.85	11 14 58.01	-30.60 ± 0.04	-28.39 ± 0.34	-15.68 ± 0.24	10.41 ± 0.11
V2436 Cyg	103859	7.68	K3 V	21 02 40.42	45 53 03.94	-14.10 ± 0.16	-34.94 ± 0.48	-12.52 ± 0.16	-18.89 ± 0.27
HD 200968	104239	7.09	K1 IV	21 07 10.15	-13 55 22.14	-32.80 ± 0.02	-41.86 ± 0.43	-18.27 ± 0.08	-5.49 ± 0.53
NS Aqr	105066	8.08	K0 V	21 17 02.04	-01 04 38.53	-22.60 ± 0.02	-32.56 ± 1.18	-18.87 ± 0.30	-13.38 ± 1.47
V454 And	116613	6.59	G3/4 V	23 37 58.19	46 11 58.07	-0.40 ± 0.03	-33.73 ± 0.63	-16.02 ± 0.29	-12.02 ± 0.23
HD 222422	116819	8.03	G5 V	23 40 37.67	-18 59 19.65	10.20 ± 0.02	-28.82 ± 0.81	-17.15 ± 0.53	-20.72 ± 0.29
20 Psc	117375	5.51	G8 III	23 47 56.49	-02 45 41.80	-15.30 ± 0.02	-37.39 ± 2.88	-22.75 ± 1.22	4.37 ± 0.71

Table A.2. Stellar parameters for the whole sample, Fe differential abundance ($\Delta[\text{Fe}/\text{H}]$), and the resulting membership based on the abundance homogeneity criterion (*chemical tagging*).

Name	T_{eff} (K)	$\log g$ (dex)	ξ (km s^{-1})	$\log \epsilon(\text{Fe I})$	$\log \epsilon(\text{Fe II})$	$[\text{Fe}/\text{H}]$	$\Delta[\text{Fe}/\text{H}]$	Member (Fe) ^a	Total ^b (1-rms)	Member ^c
vB 153	5235 ± 36	4.45 ± 0.11	1.14 ± 0.06	7.53 ± 0.02	7.53 ± 0.06	0.073 ± 0.005	—	Y	20	Y
BE Cet	5865 ± 20	4.58 ± 0.05	1.26 ± 0.03	7.67 ± 0.02	7.67 ± 0.02	0.211 ± 0.003	0.138 ± 0.005	N	14	N
HD 5848	4650 ± 44	2.48 ± 0.17	1.89 ± 0.05	7.53 ± 0.04	7.53 ± 0.12	0.068 ± 0.010	-0.006 ± 0.010	Y	14	N
AZ Ari	5821 ± 10	4.54 ± 0.03	1.10 ± 0.02	7.63 ± 0.01	7.63 ± 0.01	0.169 ± 0.002	0.097 ± 0.005	Y	19	Y*
FT Cet	5093 ± 45	4.49 ± 0.12	1.10 ± 0.10	7.52 ± 0.03	7.52 ± 0.07	0.058 ± 0.006	-0.015 ± 0.006	Y	18	Y*
BZ Cet	5035 ± 37	4.38 ± 0.11	0.98 ± 0.08	7.56 ± 0.02	7.56 ± 0.07	0.106 ± 0.005	0.034 ± 0.005	Y	19	Y*
δ Ari	4940 ± 37	3.05 ± 0.11	1.52 ± 0.04	7.62 ± 0.03	7.62 ± 0.07	0.163 ± 0.008	0.093 ± 0.008	Y	13	N
V683 Per	5586 ± 20	4.50 ± 0.06	1.04 ± 0.04	7.58 ± 0.02	7.58 ± 0.03	0.129 ± 0.004	0.053 ± 0.005	Y	20	Y
V686 Per	5705 ± 37	4.54 ± 0.10	1.28 ± 0.05	7.60 ± 0.03	7.61 ± 0.05	0.141 ± 0.005	0.073 ± 0.006	Y	20	Y
HD 21663	5457 ± 18	4.50 ± 0.05	0.84 ± 0.04	7.43 ± 0.01	7.43 ± 0.03	-0.031 ± 0.003	-0.104 ± 0.004	Y	18	Y*
HD 23356	4930 ± 36	4.41 ± 0.09	0.63 ± 0.12	7.29 ± 0.02	7.29 ± 0.06	-0.167 ± 0.005	-0.241 ± 0.005	N	6	N
39 Tau	5901 ± 13	4.55 ± 0.04	1.13 ± 0.02	7.52 ± 0.01	7.52 ± 0.02	0.061 ± 0.002	-0.012 ± 0.004	Y	20	Y
HD 25893	5355 ± 43	4.50 ± 0.11	1.18 ± 0.08	7.54 ± 0.03	7.54 ± 0.06	0.080 ± 0.006	0.010 ± 0.006	Y	20	Y
HD 27282	5642 ± 19	4.49 ± 0.06	1.09 ± 0.03	7.61 ± 0.01	7.61 ± 0.03	0.150 ± 0.003	0.076 ± 0.004	Y	20	Y
HD 27685	5753 ± 18	4.47 ± 0.05	0.99 ± 0.03	7.58 ± 0.01	7.57 ± 0.02	0.119 ± 0.005	0.050 ± 0.006	Y	19	Y*
HD 27989	5747 ± 50	4.57 ± 0.12	1.37 ± 0.07	7.64 ± 0.04	7.64 ± 0.05	0.179 ± 0.007	0.107 ± 0.007	Y	14	N
ϵ Tau	5006 ± 40	2.94 ± 0.13	1.64 ± 0.04	7.66 ± 0.03	7.67 ± 0.08	0.210 ± 0.009	0.142 ± 0.008	N	9	N
111 Tau B	4789 ± 64	4.53 ± 0.20	1.14 ± 0.18	7.27 ± 0.03	7.27 ± 0.14	-0.195 ± 0.009	-0.260 ± 0.008	N	6	N
HD 40979	6295 ± 43	4.61 ± 0.10	1.42 ± 0.05	7.73 ± 0.03	7.73 ± 0.05	0.267 ± 0.006	0.204 ± 0.007	N	7	N
HD 45609	5271 ± 39	4.49 ± 0.12	1.05 ± 0.08	7.36 ± 0.03	7.36 ± 0.06	-0.102 ± 0.007	-0.172 ± 0.007	N	14	N
HD 52265	6187 ± 16	4.42 ± 0.04	1.37 ± 0.02	7.69 ± 0.01	7.69 ± 0.02	0.231 ± 0.003	0.162 ± 0.005	N	10	N
HD 53532	5698 ± 17	4.56 ± 0.05	1.10 ± 0.03	7.58 ± 0.01	7.58 ± 0.02	0.119 ± 0.003	0.045 ± 0.004	Y	20	Y
HD 65523	5306 ± 20	4.46 ± 0.05	0.70 ± 0.04	7.41 ± 0.01	7.41 ± 0.03	-0.050 ± 0.003	-0.118 ± 0.005	Y	18	Y*
HD 70088	5655 ± 20	4.58 ± 0.06	1.06 ± 0.03	7.41 ± 0.02	7.41 ± 0.03	-0.052 ± 0.003	-0.120 ± 0.005	Y	13	N
HD 72760	5298 ± 21	4.45 ± 0.06	0.84 ± 0.04	7.48 ± 0.01	7.48 ± 0.03	0.018 ± 0.003	-0.054 ± 0.004	Y	20	Y
V401 Hya	5847 ± 13	4.52 ± 0.03	1.10 ± 0.02	7.57 ± 0.01	7.58 ± 0.02	0.115 ± 0.002	0.044 ± 0.005	Y	20	Y
HD 73171	4631 ± 35	2.50 ± 0.13	1.63 ± 0.04	7.42 ± 0.03	7.42 ± 0.09	-0.039 ± 0.008	-0.108 ± 0.008	Y	15	N
CT Pyx	5154 ± 27	4.41 ± 0.08	1.00 ± 0.06	7.51 ± 0.02	7.51 ± 0.05	0.049 ± 0.004	-0.025 ± 0.004	Y	20	Y
ρ Cnc A	5270 ± 39	4.31 ± 0.11	0.79 ± 0.08	7.77 ± 0.03	7.77 ± 0.06	0.314 ± 0.005	0.242 ± 0.004	N	2	N
HD 75898	6104 ± 14	4.36 ± 0.05	1.32 ± 0.02	7.75 ± 0.01	7.75 ± 0.02	0.291 ± 0.003	0.218 ± 0.005	N	5	N
HD 76151	5786 ± 12	4.51 ± 0.04	0.98 ± 0.01	7.56 ± 0.01	7.56 ± 0.02	0.101 ± 0.002	0.026 ± 0.005	Y	19	Y*
IK Cnc	5396 ± 23	4.63 ± 0.06	0.83 ± 0.06	7.20 ± 0.02	7.20 ± 0.03	-0.259 ± 0.004	-0.331 ± 0.005	N	2	N
HD 82106	4858 ± 45	4.50 ± 0.13	0.72 ± 0.14	7.38 ± 0.02	7.38 ± 0.09	-0.080 ± 0.005	-0.161 ± 0.005	N	13	N
GT Leo	5256 ± 36	4.46 ± 0.09	0.85 ± 0.08	7.49 ± 0.02	7.49 ± 0.05	0.034 ± 0.005	-0.040 ± 0.005	Y	18	N
HD 85301	5687 ± 20	4.56 ± 0.06	1.18 ± 0.03	7.57 ± 0.02	7.57 ± 0.03	0.112 ± 0.003	0.042 ± 0.004	Y	20	Y
HD 86322	4895 ± 28	2.86 ± 0.11	1.58 ± 0.03	7.42 ± 0.02	7.42 ± 0.06	-0.043 ± 0.006	-0.115 ± 0.007	Y	18	Y*
HD 89307	5961 ± 20	4.52 ± 0.05	1.12 ± 0.03	7.34 ± 0.02	7.34 ± 0.02	-0.117 ± 0.003	-0.189 ± 0.006	N	5	N
HD 89376	5032 ± 44	4.46 ± 0.12	1.01 ± 0.10	7.43 ± 0.02	7.43 ± 0.08	-0.029 ± 0.006	-0.099 ± 0.006	Y	19	N
π^1 Leo	5082 ± 23	2.95 ± 0.08	1.58 ± 0.02	7.56 ± 0.02	7.56 ± 0.04	0.104 ± 0.005	0.032 ± 0.006	Y	16	N
HD 98356	5310 ± 32	4.41 ± 0.09	0.92 ± 0.07	7.54 ± 0.02	7.54 ± 0.05	0.081 ± 0.006	0.007 ± 0.006	Y	19	Y*
HD 101112	4809 ± 32	2.76 ± 0.11	1.53 ± 0.04	7.58 ± 0.03	7.58 ± 0.07	0.122 ± 0.007	0.051 ± 0.008	Y	12	N
HD 106696	4935 ± 17	2.74 ± 0.05	1.50 ± 0.02	7.20 ± 0.01	7.20 ± 0.03	-0.256 ± 0.004	-0.328 ± 0.005	N	3	N
MY UMa	5067 ± 57	4.52 ± 0.15	1.41 ± 0.11	7.34 ± 0.03	7.34 ± 0.10	-0.121 ± 0.009	-0.189 ± 0.008	N	14	N
GR Leo	5227 ± 29	4.46 ± 0.08	0.75 ± 0.07	7.46 ± 0.02	7.46 ± 0.04	0.003 ± 0.004	-0.065 ± 0.004	Y	20	Y
HD 106023	5405 ± 17	4.48 ± 0.05	0.93 ± 0.04	7.43 ± 0.01	7.43 ± 0.03	-0.028 ± 0.003	-0.099 ± 0.004	Y	17	N
HD 117860	5913 ± 12	4.54 ± 0.03	1.17 ± 0.02	7.53 ± 0.01	7.53 ± 0.01	0.068 ± 0.002	-0.002 ± 0.005	Y	19	Y*
HD 117936	4845 ± 49	4.42 ± 0.15	0.82 ± 0.17	7.43 ± 0.03	7.43 ± 0.10	-0.030 ± 0.006	-0.102 ± 0.006	Y	15	N
HD 124642	4825 ± 55	4.49 ± 0.16	1.00 ± 0.18	7.40 ± 0.03	7.40 ± 0.11	-0.060 ± 0.007	-0.130 ± 0.006	Y	15	N
HD 126535	5305 ± 29	4.46 ± 0.08	1.01 ± 0.06	7.60 ± 0.02	7.59 ± 0.04	0.141 ± 0.004	0.067 ± 0.004	Y	19	Y*
HD 131023	5619 ± 18	4.50 ± 0.05	1.06 ± 0.03	7.61 ± 0.01	7.61 ± 0.02	0.150 ± 0.003	0.076 ± 0.004	Y	20	Y
HD 149026	6213 ± 22	4.45 ± 0.05	1.44 ± 0.03	7.80 ± 0.02	7.80 ± 0.02	0.338 ± 0.003	0.270 ± 0.006	N	3	N
HD 170657	5030 ± 22	4.46 ± 0.07	0.63 ± 0.07	7.20 ± 0.01	7.20 ± 0.04	-0.259 ± 0.003	-0.332 ± 0.004	N	0	N
MV Dra	5394 ± 22	4.43 ± 0.05	1.01 ± 0.03	7.56 ± 0.01	7.56 ± 0.03	0.098 ± 0.003	0.025 ± 0.004	Y	20	Y
HD 189087	5296 ± 18	4.50 ± 0.05	0.80 ± 0.04	7.36 ± 0.01	7.36 ± 0.03	-0.096 ± 0.003	-0.166 ± 0.004	N	12	N
V2425 Cyg	5348 ± 43	4.69 ± 0.11	1.35 ± 0.09	7.50 ± 0.03	7.50 ± 0.06	0.044 ± 0.006	-0.027 ± 0.006	Y	20	Y
HD 196885	6326 ± 24	4.40 ± 0.06	1.50 ± 0.03	7.72 ± 0.02	7.72 ± 0.03	0.254 ± 0.007	0.197 ± 0.009	N	9	N
V2436 Cyg	4963 ± 40	4.43 ± 0.11	0.90 ± 0.11	7.54 ± 0.02	7.54 ± 0.07	0.080 ± 0.005	0.008 ± 0.005	Y	19	Y*
HD 200968	5114 ± 24	4.40 ± 0.07	0.90 ± 0.05	7.42 ± 0.01	7.42 ± 0.04	-0.044 ± 0.004	-0.116 ± 0.004	Y	13	N
NS Aqr	5635 ± 15	4.45 ± 0.04	1.04 ± 0.02	7.62 ± 0.01	7.62 ± 0.02	0.163 ± 0.003	0.091 ± 0.004	Y	20	Y
V454 And	5900 ± 20	4.57 ± 0.06	1.11 ± 0.02	7.61 ± 0.02	7.61 ± 0.03	0.151 ± 0.003	0.081 ± 0.005	Y	17	N
HD 222422	5445 ± 16	4.49 ± 0.05	0.76 ± 0.04	7.32 ± 0.01	7.32 ± 0.02	-0.137 ± 0.003	-0.209 ± 0.005	N	3	N
20 Psc	5125 ± 19	3.08 ± 0.06	1.49 ± 0.02	7.50 ± 0.02	7.50 ± 0.04	0.041 ± 0.004	-0.031 ± 0.006	Y	18	Y*

Notes. ^(a) If the star satisfies or not the Fe homogeneity criterium at 1-rms.

^(b) The number of elements satisfying homogeneity at 1-rms.

^(c) If the star satisfies or not the homogeneity criterium in all the analysed elements. Y* means that the remaining 1 or 2 elements satisfy 1.5-rms criterium but not the 1-rms.

Table A.3. $[X/Fe]$ ratios for the α -, Fe-peak, and odd-Z elements: Na, Mg, Al, Si, Ca, Sc, Ti, V, Cr, Mn, Co, and Ni.

Name	[Na/Fe]	[Mg/Fe]	[Al/Fe]	[Si/Fe]	[Ca/Fe]	[Sc/Fe]	[Ti/Fe]	[V/Fe]	[Cr/Fe]	[Mn/Fe]	[Co/Fe]	[Ni/Fe]
vB 153	-0.11 ± 0.04	-0.11 ± 0.08	-0.07 ± 0.02	0.04 ± 0.02	0.05 ± 0.02	0.01 ± 0.06	0.04 ± 0.02	0.24 ± 0.05	0.04 ± 0.02	0.13 ± 0.10	0.02 ± 0.02	-0.01 ± 0.01
BE Cet	0.04 ± 0.03	-0.01 ± 0.04	0.05 ± 0.01	0.08 ± 0.01	0.08 ± 0.01	0.02 ± 0.01	0.05 ± 0.01	0.15 ± 0.05	0.11 ± 0.02	0.15 ± 0.02	0.03 ± 0.02	0.04 ± 0.01
HD 5848	$0.42 \pm —$	-0.02 ± 0.01	0.27 ± 0.03	0.22 ± 0.06	0.07 ± 0.04	0.19 ± 0.16	0.12 ± 0.03	0.42 ± 0.08	0.06 ± 0.03	0.23 ± 0.14	0.16 ± 0.06	0.06 ± 0.02
AZ Ari	0.02 ± 0.01	-0.05 ± 0.10	0.01 ± 0.02	0.06 ± 0.01	0.08 ± 0.00	-0.04 ± 0.04	0.07 ± 0.01	0.11 ± 0.04	0.09 ± 0.01	0.15 ± 0.06	0.03 ± 0.01	0.05 ± 0.00
FT Cet	0.06 ± 0.03	-0.03 ± 0.06	0.15 ± 0.05	0.12 ± 0.03	0.04 ± 0.05	0.14 ± 0.12	0.18 ± 0.02	0.44 ± 0.06	0.10 ± 0.03	0.10 ± 0.11	0.13 ± 0.03	0.06 ± 0.01
BZ Cet	-0.02 ± 0.09	-0.02 ± 0.04	0.11 ± 0.02	0.14 ± 0.02	0.04 ± 0.03	0.09 ± 0.10	0.14 ± 0.01	0.39 ± 0.06	0.08 ± 0.03	0.03 ± 0.04	0.07 ± 0.02	0.08 ± 0.01
δ Ari	0.01 ± 0.23	0.06 ± 0.07	0.23 ± 0.03	0.19 ± 0.03	0.10 ± 0.03	0.01 ± 0.11	0.09 ± 0.03	0.20 ± 0.02	0.03 ± 0.03	0.39 ± 0.08	0.18 ± 0.06	0.05 ± 0.01
V683 Per	0.05 ± 0.01	-0.07 ± 0.06	0.08 ± 0.00	0.06 ± 0.01	0.05 ± 0.05	0.05 ± 0.08	0.07 ± 0.01	0.16 ± 0.04	0.09 ± 0.01	0.21 ± 0.05	0.04 ± 0.02	0.06 ± 0.01
V686 Per	-0.01 ± 0.05	-0.02 ± 0.03	-0.03 ± 0.01	0.05 ± 0.01	0.20 ± 0.05	0.02 ± 0.02	0.12 ± 0.02	0.14 ± 0.04	0.10 ± 0.02	0.05 ± 0.05	0.03 ± 0.02	0.06 ± 0.01
HD 21663	0.03 ± 0.04	0.05 ± 0.03	0.08 ± 0.01	0.07 ± 0.01	0.03 ± 0.03	0.01 ± 0.02	0.09 ± 0.01	0.17 ± 0.03	0.09 ± 0.01	0.11 ± 0.03	0.08 ± 0.01	0.06 ± 0.01
HD 23356	-0.08 ± 0.04	0.11 ± 0.07	0.11 ± 0.04	0.13 ± 0.02	0.08 ± 0.04	0.14 ± 0.11	0.21 ± 0.02	0.48 ± 0.07	0.11 ± 0.02	0.04 ± 0.05	0.12 ± 0.01	0.05 ± 0.01
39 Tau	-0.02 ± 0.01	0.07 ± 0.08	-0.01 ± 0.01	0.06 ± 0.01	0.09 ± 0.01	-0.04 ± 0.05	0.07 ± 0.01	0.09 ± 0.04	0.08 ± 0.01	0.07 ± 0.04	0.00 ± 0.02	0.02 ± 0.00
HD 25893	0.02 ± 0.01	-0.07 ± 0.01	0.17 ± 0.01	0.09 ± 0.02	0.14 ± 0.02	-0.02 ± 0.09	0.11 ± 0.02	0.22 ± 0.07	0.13 ± 0.02	0.17 ± 0.08	0.06 ± 0.04	0.05 ± 0.01
HD 27282	-0.03 ± 0.06	-0.02 ± 0.04	0.01 ± 0.02	0.08 ± 0.01	0.11 ± 0.01	-0.01 ± 0.04	0.06 ± 0.01	0.15 ± 0.04	0.08 ± 0.02	0.20 ± 0.08	0.02 ± 0.02	0.06 ± 0.01
HD 27685	-0.01 ± 0.01	0.00 ± 0.05	-0.08 ± 0.01	0.06 ± 0.01	0.08 ± 0.02	0.01 ± 0.05	0.04 ± 0.01	0.07 ± 0.03	0.09 ± 0.01	0.12 ± 0.02	0.01 ± 0.02	0.05 ± 0.01
HD 27989	0.21 ± 0.10	-0.18 ± 0.09	0.18 ± 0.03	0.04 ± 0.02	0.12 ± 0.04	0.03 ± 0.04	0.09 ± 0.03	0.23 ± 0.07	0.12 ± 0.03	0.14 ± 0.05	-0.01 ± 0.10	0.03 ± 0.02
ϵ Tau	$0.34 \pm —$	0.03 ± 0.11	0.22 ± 0.04	0.22 ± 0.05	0.07 ± 0.03	0.03 ± 0.07	0.10 ± 0.03	0.12 ± 0.03	0.05 ± 0.03	0.30 ± 0.07	0.24 ± 0.07	0.03 ± 0.02
111 Tau B	0.02 ± 0.13	-0.08 ± 0.07	0.23 ± 0.03	0.04 ± 0.04	0.21 ± 0.09	0.46 ± 0.12	0.35 ± 0.02	0.59 ± 0.07	0.19 ± 0.05	-0.14 ± 0.09	0.10 ± 0.03	0.02 ± 0.02
HD 40979	0.02 ± 0.06	-0.00 ± 0.15	-0.12 ± 0.37	0.08 ± 0.02	0.07 ± 0.04	0.09 ± 0.10	0.07 ± 0.03	-0.01 ± 0.11	0.12 ± 0.03	0.12 ± 0.09	0.06 ± 0.03	0.08 ± 0.01
HD 45609	-0.06 ± 0.05	0.06 ± 0.01	0.13 ± 0.04	0.04 ± 0.02	0.04 ± 0.05	0.08 ± 0.07	0.18 ± 0.02	0.27 ± 0.05	0.15 ± 0.03	0.07 ± 0.05	0.11 ± 0.03	0.00 ± 0.01
HD 52265	0.08 ± 0.01	0.11 ± 0.05	-0.02 ± 0.02	0.08 ± 0.01	0.09 ± 0.03	-0.01 ± 0.04	0.07 ± 0.01	0.07 ± 0.04	0.06 ± 0.01	0.07 ± 0.02	0.03 ± 0.01	0.07 ± 0.00
HD 53532	-0.04 ± 0.00	$0.00 \pm —$	0.02 ± 0.02	0.07 ± 0.01	0.10 ± 0.01	-0.06 ± 0.07	0.08 ± 0.01	0.11 ± 0.05	0.09 ± 0.01	0.07 ± 0.09	0.01 ± 0.01	-0.00 ± 0.01
HD 65523	-0.01 ± 0.02	-0.04 ± 0.04	0.09 ± 0.01	0.07 ± 0.01	0.10 ± 0.02	-0.02 ± 0.05	0.14 ± 0.01	0.23 ± 0.05	0.09 ± 0.01	0.13 ± 0.05	0.06 ± 0.02	0.04 ± 0.01
HD 70088	-0.05 ± 0.02	0.01 ± 0.02	0.06 ± 0.02	0.04 ± 0.01	0.09 ± 0.01	0.01 ± 0.04	0.09 ± 0.01	0.11 ± 0.05	0.10 ± 0.01	-0.04 ± 0.02	-0.06 ± 0.04	-0.00 ± 0.01
HD 72760	-0.02 ± 0.03	-0.01 ± 0.06	0.06 ± 0.02	0.07 ± 0.01	0.07 ± 0.04	-0.03 ± 0.06	0.12 ± 0.01	0.23 ± 0.05	0.10 ± 0.01	0.15 ± 0.07	0.05 ± 0.02	0.04 ± 0.01
V401 Hya	-0.01 ± 0.01	-0.14 ± 0.15	0.02 ± 0.01	0.04 ± 0.01	0.07 ± 0.01	0.00 ± 0.02	0.05 ± 0.01	0.08 ± 0.04	0.08 ± 0.01	0.06 ± 0.01	0.01 ± 0.02	0.03 ± 0.01
HD 73171	0.22 ± 0.03	0.04 ± 0.05	0.20 ± 0.02	0.20 ± 0.04	0.08 ± 0.02	0.10 ± 0.15	0.13 ± 0.02	0.31 ± 0.09	0.06 ± 0.02	0.38 ± 0.09	0.17 ± 0.04	0.03 ± 0.02
CT Pyx	0.07 ± 0.00	-0.01 ± 0.01	0.11 ± 0.01	0.10 ± 0.02	0.11 ± 0.02	0.03 ± 0.08	0.16 ± 0.02	0.32 ± 0.06	0.13 ± 0.02	0.04 ± 0.06	0.10 ± 0.02	0.07 ± 0.01
ρ Cnc A	0.07 ± 0.09	0.02 ± 0.09	0.18 ± 0.01	0.13 ± 0.02	0.03 ± 0.05	0.17 ± 0.10	0.15 ± 0.02	0.47 ± 0.09	0.09 ± 0.02	0.12 ± 0.05	0.32 ± 0.04	0.17 ± 0.01
HD 75898	0.17 ± 0.03	-0.06 ± 0.00	-0.03 ± 0.00	0.08 ± 0.01	0.08 ± 0.03	0.09 ± 0.07	0.07 ± 0.01	0.13 ± 0.04	0.07 ± 0.01	0.16 ± 0.01	0.12 ± 0.02	0.12 ± 0.01
HD 76151	0.05 ± 0.04	-0.02 ± 0.08	0.02 ± 0.02	0.06 ± 0.01	0.07 ± 0.01	-0.02 ± 0.01	0.07 ± 0.01	0.12 ± 0.04	0.08 ± 0.00	0.11 ± 0.02	0.08 ± 0.00	0.07 ± 0.00
IK Cnc	0.04 ± 0.06	-0.03 ± 0.03	0.07 ± 0.01	0.10 ± 0.02	0.14 ± 0.02	0.00 ± 0.09	0.15 ± 0.02	0.21 ± 0.05	0.12 ± 0.02	-0.02 ± 0.02	0.01 ± 0.04	-0.02 ± 0.01
HD 82106	-0.02 ± 0.04	-0.03 ± 0.04	0.10 ± 0.01	0.11 ± 0.02	0.06 ± 0.07	0.21 ± 0.12	0.24 ± 0.02	0.53 ± 0.07	0.08 ± 0.03	-0.08 ± 0.03	0.09 ± 0.01	0.03 ± 0.01
GT Leo	-0.03 ± 0.02	0.04 ± 0.05	0.15 ± 0.02	0.10 ± 0.02	0.05 ± 0.06	0.03 ± 0.05	0.15 ± 0.01	0.36 ± 0.06	0.11 ± 0.03	0.18 ± 0.11	0.14 ± 0.04	0.10 ± 0.01
HD 85301	0.00 ± 0.01	-0.03 ± 0.01	-0.02 ± 0.00	0.04 ± 0.01	0.12 ± 0.01	-0.08 ± 0.03	0.08 ± 0.01	0.15 ± 0.05	0.12 ± 0.02	0.15 ± 0.07	0.02 ± 0.03	0.02 ± 0.01
HD 86322	0.09 ± 0.17	0.25 ± 0.18	0.15 ± 0.01	0.22 ± 0.04	0.07 ± 0.02	0.02 ± 0.15	0.15 ± 0.02	0.25 ± 0.06	0.07 ± 0.03	0.24 ± 0.02	0.18 ± 0.05	0.09 ± 0.01
HD 89307	0.02 ± 0.02	0.05 ± 0.02	0.01 ± 0.01	0.08 ± 0.01	0.07 ± 0.01	0.09 ± 0.03	0.08 ± 0.01	0.06 ± 0.07	0.05 ± 0.01	-0.04 ± 0.06	-0.00 ± 0.03	0.02 ± 0.01
HD 89376	0.12 ± 0.01	-0.02 ± 0.03	0.13 ± 0.03	0.12 ± 0.02	0.13 ± 0.06	0.19 ± 0.08	0.23 ± 0.03	0.40 ± 0.06	0.14 ± 0.03	0.12 ± 0.17	0.09 ± 0.01	0.06 ± 0.01
π^1 Leo	$0.31 \pm —$	0.07 ± 0.17	0.10 ± 0.01	0.17 ± 0.03	0.11 ± 0.05	-0.00 ± 0.07	0.10 ± 0.02	0.18 ± 0.06	0.08 ± 0.02	0.17 ± 0.07	0.18 ± 0.05	0.04 ± 0.01
HD 98356	0.11 ± 0.02	0.05 ± 0.01	0.05 ± 0.02	0.09 ± 0.02	0.06 ± 0.03	0.04 ± 0.12	0.18 ± 0.02	0.39 ± 0.06	0.09 ± 0.02	0.13 ± 0.05	0.20 ± 0.04	0.10 ± 0.01
HD 106696	0.15 ± 0.02	0.17 ± 0.06	0.18 ± 0.01	0.18 ± 0.01	0.13 ± 0.02	-0.02 ± 0.06	0.12 ± 0.01	0.20 ± 0.05	0.04 ± 0.02	0.15 ± 0.02	0.14 ± 0.04	0.05 ± 0.01
HD 101112	$0.27 \pm —$	0.04 ± 0.05	0.19 ± 0.03	0.22 ± 0.04	0.12 ± 0.03	0.09 ± 0.13	0.11 ± 0.02	0.36 ± 0.07	0.06 ± 0.02	0.38 ± 0.07	0.26 ± 0.12	0.12 ± 0.02
MY UMa	0.00 ± 0.12	0.03 ± 0.09	0.12 ± 0.04	0.06 ± 0.04	0.21 ± 0.06	0.22 ± 0.11	0.29 ± 0.03	0.51 ± 0.07	0.18 ± 0.04	-0.27 ± 0.21	0.06 ± 0.04	0.01 ± 0.02
GR Leo	-0.07 ± 0.01	0.04 ± 0.01	0.05 ± 0.02	0.08 ± 0.01	0.09 ± 0.02	-0.01 ± 0.07	0.17 ± 0.01	0.30 ± 0.06	0.11 ± 0.02	0.03 ± 0.05	0.07 ± 0.02	0.03 ± 0.01
HD 106023	0.02 ± 0.01	0.03 ± 0.03	0.03 ± 0.02	0.07 ± 0.01	0.10 ± 0.01	-0.02 ± 0.06	0.12 ± 0.01	0.20 ± 0.04	0.10 ± 0.01	0.09 ± 0.08	0.04 ± 0.01	0.04 ± 0.01
HD 117860	-0.01 ± 0.00	-0.01 ± 0.02	-0.00 ± 0.02	0.05 ± 0.01	0.08 ± 0.01	0.05 ± 0.02	0.04 ± 0.01	0.05 ± 0.04	0.09 ± 0.01	0.02 ± 0.09	-0.02 ± 0.01	0.02 ± 0.00
HD 117936	$-0.12 \pm —$	0.01 ± 0.08	0.17 ± 0.01	0.07 ± 0.03	0.16 ± 0.04	0.36 ± 0.15	0.28 ± 0.02	0.61 ± 0.08	0.16 ± 0.03	0.05 ± 0.04	0.18 ± 0.01	0.09 ± 0.01
HD 124642	0.08 ± 0.01	-0.04 ± 0.10	0.14 ± 0.04	0.07 ± 0.03								

Table A.4. [X/Fe] ratios for the s-process elements: Cu, Zn, Y, Zr, Ba, Ce, and Nd.

Name	[Cu/Fe]	[Zn/Fe]	[Y/Fe]	[Zr/Fe]	[Ba/Fe]	[Ce/Fe]	[Nd/Fe]
vB 153	0.00 ± 0.04	0.21 ± 0.23	0.08 ± 0.04	0.25 ± 0.34	-0.01 ± 0.03	0.07 ± 0.03	0.12 ± 0.10
BE Cet	-0.09 ± 0.02	0.06 ± 0.28	0.08 ± 0.14	0.16 ± 0.28	0.21 ± 0.22	0.03 ± 0.14	0.04 ± 0.17
HD 5848	0.23 ± 0.02	0.23 ± 0.64	0.03 ± 0.39	-0.30 ± 0.46	-0.09 ± 0.17	0.04 ± 0.10	0.17 ± 0.28
AZ Ari	-0.03 ± 0.02	0.06 ± 0.28	0.07 ± 0.20	0.08 ± 0.49	0.12 ± 0.17	0.07 ± 0.00	-0.06 ± 0.32
FT Cet	0.00 ± 0.02	0.00 ± 0.36	-0.07 ± 0.28	0.05 ± 0.22	0.11 ± 0.17	0.19 ± 0.14	0.20 ± 0.37
BZ Cet	-0.05 ± 0.04	-0.05 ± 0.26	0.03 ± 0.32	-0.03 ± 0.24	0.02 ± 0.17	0.11 ± 0.20	0.06 ± 0.14
δ Ari	0.20 ± 0.03	0.05 ± 0.48	0.13 ± 0.20	-0.10 ± 0.10	0.01 ± 0.22	0.14 ± 0.14	0.22 ± 0.35
V683 Per	-0.10 ± 0.05	0.00 ± 0.20	0.07 ± 0.14	-0.04 ± 0.22	0.11 ± 0.10	0.04 ± 0.17	0.02 ± 0.26
V686 Per	-0.07 ± 0.01	-0.02 ± 0.26	-0.02 ± 0.01	0.14 ± 0.10	0.07 ± 0.10	0.06 ± 0.14	0.04 ± 0.32
HD 21663	0.05 ± 0.02	-0.03 ± 0.17	0.10 ± 0.17	-0.06 ± 0.26	0.16 ± 0.20	0.19 ± 0.24	0.09 ± 0.10
HD 23356	0.02 ± 0.01	0.10 ± 0.37	0.21 ± 0.17	0.05 ± 0.30	0.06 ± 0.24	0.09 ± 0.14	0.21 ± 0.35
39 Tau	-0.09 ± 0.03	-0.01 ± 0.28	0.07 ± 0.17	0.24 ± 0.30	0.18 ± 0.17	0.16 ± 0.10	0.14 ± —
HD 25893	0.02 ± 0.04	0.06 ± 0.32	0.14 ± 0.14	0.14 ± 0.32	0.13 ± 0.22	0.03 ± 0.10	0.03 ± 0.45
HD 27282	-0.04 ± 0.02	-0.09 ± 0.17	0.02 ± 0.00	0.17 ± 0.41	0.10 ± 0.10	-0.05 ± 0.14	-0.09 ± 0.24
HD 27685	-0.06 ± 0.05	0.11 ± 0.36	0.02 ± 0.17	-0.09 ± 0.24	0.06 ± 0.14	0.02 ± 0.17	0.00 ± 0.24
HD 27989	-0.15 ± 0.13	0.01 ± 0.28	0.11 ± 0.14	0.09 ± 0.01	0.19 ± 0.14	-0.12 ± 0.20	0.10 ± 0.22
ε Tau	0.28 ± 0.11	0.02 ± 0.50	-0.01 ± 0.17	-0.07 ± 0.20	-0.14 ± 0.20	0.03 ± 0.17	0.15 ± 0.20
111 Tau B	0.00 ± 0.03	-0.12 ± 0.20	0.57 ± 0.58	0.39 ± 0.35	0.13 ± 0.25	0.40 ± 0.20	0.49 ± 0.45
HD 40979	-0.12 ± 0.07	-0.08 ± 0.17	0.00 ± 0.14	-0.05 ± 0.01	0.12 ± 0.14	-0.10 ± 0.26	0.14 ± 0.01
HD 45609	-0.21 ± 0.06	-0.08 ± 0.14	0.08 ± 0.32	0.19 ± 0.30	0.07 ± 0.28	0.39 ± 0.30	0.19 ± 0.33
HD 52265	-0.02 ± 0.03	-0.09 ± 0.41	-0.04 ± 0.10	0.19 ± 0.26	0.05 ± 0.10	-0.03 ± 0.10	-0.10 ± 0.35
HD 53532	-0.13 ± 0.02	-0.09 ± 0.00	0.12 ± —	0.16 ± 0.45	0.16 ± 0.17	0.16 ± 0.14	0.14 ± 0.10
HD 65523	0.01 ± 0.01	0.06 ± 0.28	0.12 ± 0.26	0.03 ± 0.28	0.10 ± 0.17	0.24 ± 0.00	0.12 ± 0.10
HD 70088	-0.16 ± 0.02	-0.14 ± 0.00	0.16 ± 0.10	0.11 ± 0.14	0.20 ± 0.17	0.23 ± 0.14	0.23 ± —
HD 72760	-0.03 ± 0.03	0.00 ± 0.22	0.15 ± 0.10	0.02 ± 0.24	0.19 ± 0.30	0.24 ± 0.17	0.12 ± 0.24
V401 Hya	-0.05 ± 0.01	-0.08 ± 0.00	0.09 ± 0.10	0.17 ± 0.37	0.14 ± 0.10	0.16 ± 0.20	0.05 ± 0.24
HD 73171	0.25 ± 0.04	0.19 ± 0.57	0.13 ± 0.39	-0.17 ± 0.40	0.22 ± 0.17	0.23 ± 0.25	0.33 ± 0.32
CT Pyx	0.02 ± 0.04	-0.05 ± 0.26	0.05 ± 0.00	0.12 ± 0.49	0.02 ± 0.20	0.12 ± 0.22	0.07 ± 0.24
ρ Cnc A	0.17 ± 0.04	0.16 ± 0.00	-0.02 ± 0.00	-0.16 ± 0.33	-0.08 ± 0.24	0.07 ± 0.14	0.01 ± 0.30
HD 75898	0.09 ± 0.02	0.05 ± 0.20	-0.02 ± 0.17	-0.23 ± 0.22	-0.02 ± 0.10	-0.14 ± 0.17	0.05 ± 0.26
IK Cnc	-0.09 ± 0.04	0.02 ± 0.17	0.24 ± 0.10	0.21 ± 0.35	0.19 ± 0.17	0.23 ± 0.10	0.22 ± 0.22
HD 76151	-0.01 ± 0.05	-0.03 ± 0.00	-0.01 ± 0.10	-0.09 ± 0.17	-0.01 ± 0.10	-0.04 ± 0.10	-0.01 ± 0.14
HD 82106	0.00 ± 0.01	-0.07 ± 0.14	0.34 ± 0.36	0.20 ± 0.28	0.10 ± 0.20	0.29 ± 0.26	0.22 ± 0.44
HD 83983	0.02 ± 0.07	-0.06 ± 0.14	0.07 ± 0.10	-0.04 ± 0.01	-0.02 ± 0.22	0.03 ± 0.35	-0.08 ± 0.46
HD 85301	-0.08 ± 0.04	-0.05 ± 0.14	0.06 ± 0.00	0.09 ± 0.33	0.11 ± 0.14	0.09 ± 0.17	-0.01 ± 0.24
HD 86322	0.20 ± 0.02	0.20 ± 0.52	0.14 ± 0.22	-0.12 ± 0.32	0.05 ± 0.22	0.26 ± 0.22	0.30 ± 0.25
HD 89307	-0.06 ± 0.03	0.04 ± 0.32	0.03 ± 0.00	-0.04 ± 0.26	0.11 ± 0.20	0.05 ± 0.14	0.12 ± 0.00
HD 89376	0.02 ± 0.01	0.05 ± 0.25	0.22 ± 0.17	0.04 ± 0.22	-0.05 ± 0.10	0.06 ± 0.10	0.09 ± 0.37
π ¹ Leo	0.18 ± 0.02	0.12 ± 0.42	0.08 ± 0.25	0.07 ± 0.10	0.07 ± 0.10	0.15 ± 0.26	0.22 ± 0.26
HD 98356	-0.08 ± 0.05	0.00 ± 0.39	0.10 ± 0.14	-0.09 ± 0.36	-0.04 ± 0.17	0.03 ± 0.25	0.14 ± 0.17
HD 101112	0.36 ± 0.11	0.21 ± 0.56	0.13 ± 0.22	-0.19 ± 0.33	-0.09 ± 0.25	0.07 ± 0.17	0.11 ± 0.32
HD 106696	0.14 ± 0.07	0.18 ± 0.22	-0.03 ± 0.20	-0.12 ± 0.14	0.11 ± 0.26	0.12 ± 0.17	0.24 ± 0.17
MY UMa	-0.01 ± 0.03	-0.01 ± 0.44	0.24 ± 0.52	0.43 ± 0.45	0.14 ± 0.22	0.31 ± 0.28	0.40 ± 0.39
GR Leo	0.03 ± 0.01	0.10 ± 0.42	0.16 ± 0.00	0.10 ± 0.22	0.19 ± 0.20	0.27 ± 0.00	0.25 ± 0.17
HD 106023	-0.12 ± 0.06	0.07 ± 0.33	0.10 ± 0.10	0.00 ± 0.28	0.10 ± 0.10	0.19 ± 0.14	0.04 ± 0.14
HD 117860	-0.15 ± 0.07	-0.03 ± 0.26	0.07 ± 0.14	-0.01 ± 0.17	0.19 ± 0.17	0.12 ± 0.10	0.05 ± 0.24
HD 117936	0.04 ± 0.02	0.00 ± 0.20	0.31 ± 0.60	0.14 ± 0.30	-0.03 ± 0.28	0.27 ± 0.33	0.06 ± 0.56
HD 124642	-0.03 ± 0.01	-0.13 ± 0.20	0.46 ± 0.59	0.16 ± 0.35	0.08 ± 0.28	0.29 ± 0.26	0.26 ± 0.49
HD 126535	0.01 ± 0.02	0.18 ± 0.44	0.04 ± 0.00	-0.02 ± 0.22	-0.01 ± 0.22	0.11 ± 0.17	0.10 ± 0.28
HD 131023	-0.03 ± 0.09	-0.07 ± 0.20	0.03 ± 0.14	-0.07 ± 0.26	0.07 ± 0.14	0.04 ± 0.17	0.05 ± 0.20
HD 149026	0.04 ± 0.01	0.04 ± 0.24	-0.03 ± 0.14	-0.17 ± 0.00	-0.04 ± 0.10	-0.12 ± 0.14	-0.15 ± 0.10
HD 170657	-0.02 ± 0.02	0.04 ± 0.22	0.07 ± 0.28	0.01 ± 0.24	0.12 ± 0.26	0.12 ± 0.24	0.21 ± 0.24
MV Dra	-0.03 ± 0.01	-0.04 ± 0.00	0.07 ± 0.10	-0.04 ± 0.20	0.00 ± 0.17	0.11 ± 0.22	0.00 ± 0.14
HD 189087	-0.03 ± 0.03	-0.04 ± 0.10	0.16 ± 0.14	0.04 ± 0.26	0.19 ± 0.00	0.25 ± 0.17	0.15 ± 0.10
V2425 Cyg	-0.11 ± 0.04	0.08 ± 0.26	-0.05 ± 0.39	0.11 ± 0.33	0.24 ± 0.20	0.05 ± 0.01	0.21 ± 0.30
HD 196885	-0.05 ± 0.06	0.01 ± 0.26	-0.11 ± 0.10	0.13 ± 0.30	0.03 ± 0.17	-0.06 ± 0.14	-0.06 ± 0.17
V2436 Cyg	-0.01 ± 0.03	-0.06 ± 0.22	0.24 ± 0.25	0.00 ± 0.28	0.08 ± 0.26	0.13 ± 0.01	0.13 ± 0.17
HD 200968	-0.04 ± 0.01	0.18 ± 0.35	0.10 ± 0.00	-0.05 ± 0.26	0.07 ± 0.20	0.10 ± 0.30	0.07 ± 0.20
NS Aqr	0.04 ± 0.05	-0.03 ± 0.14	-0.04 ± 0.10	-0.09 ± 0.28	-0.03 ± 0.10	0.02 ± 0.17	-0.10 ± 0.26
V454 And	-0.25 ± 0.00	-0.11 ± 0.24	0.12 ± 0.10	0.07 ± 0.20	0.16 ± 0.17	0.09 ± 0.14	0.16 ± 0.10
HD 222422	-0.04 ± 0.01	-0.06 ± 0.14	0.12 ± 0.14	0.24 ± 0.33	0.30 ± 0.10	0.17 ± 0.14	0.13 ± 0.28
20 Psc	0.04 ± 0.04	0.03 ± 0.35	0.09 ± 0.14	0.06 ± 0.17	0.28 ± 0.24	0.22 ± 0.20	0.29 ± 0.26

Table A.5. Differential abundances $\Delta[X/H]$ for the α -, Fe-peak, and odd-Z elements: Na, Mg, Al, Si, Ca, Sc, Ti, V, Cr, Mn, Co, and Ni.

Name	$\Delta[\text{Na}/\text{H}]$	$\Delta[\text{Mg}/\text{H}]$	$\Delta[\text{Al}/\text{H}]$	$\Delta[\text{Si}/\text{H}]$	$\Delta[\text{Ca}/\text{H}]$	$\Delta[\text{Sc}/\text{H}]$	$\Delta[\text{Ti}/\text{H}]$	$\Delta[\text{V}/\text{H}]$	$\Delta[\text{Cr}/\text{H}]$	$\Delta[\text{Mn}/\text{H}]$	$\Delta[\text{Co}/\text{H}]$	$\Delta[\text{Ni}/\text{H}]$
BE Cet	0.22 ± 0.01	0.17 ± 0.04	0.18 ± 0.01	0.10 ± 0.03	0.13 ± 0.02	0.09 ± 0.06	0.08 ± 0.02	-0.02 ± 0.05	0.16 ± 0.02	0.10 ± 0.07	0.06 ± 0.03	0.12 ± 0.01
HD 5848	0.49 ± —	0.01 ± 0.07	0.26 ± 0.04	0.11 ± 0.04	-0.01 ± 0.04	0.10 ± 0.16	0.00 ± 0.03	0.10 ± 0.05	-0.09 ± 0.04	0.03 ± 0.17	0.13 ± 0.05	-0.03 ± 0.02
AZ Ari	0.16 ± 0.05	0.09 ± 0.01	0.10 ± 0.00	0.04 ± 0.02	0.07 ± 0.01	-0.02 ± 0.01	0.07 ± 0.02	-0.10 ± 0.05	0.10 ± 0.02	0.04 ± 0.05	0.04 ± 0.02	0.07 ± 0.01
FT Cet	0.09 ± 0.07	-0.01 ± 0.02	0.12 ± 0.07	-0.06 ± 0.03	-0.07 ± 0.04	0.05 ± 0.07	0.05 ± 0.02	0.12 ± 0.04	0.02 ± 0.02	-0.22 ± 0.11	0.05 ± 0.02	-0.02 ± 0.01
BZ Cet	0.05 ± 0.13	0.05 ± 0.05	0.14 ± 0.04	0.04 ± 0.03	-0.03 ± 0.04	0.04 ± 0.08	0.06 ± 0.01	0.11 ± 0.04	-0.01 ± 0.03	-0.12 ± 0.08	0.03 ± 0.03	0.04 ± 0.01
δ Ari	0.14 ± 0.26	0.19 ± 0.02	0.31 ± 0.05	0.16 ± 0.03	0.10 ± 0.04	0.03 ± 0.09	0.06 ± 0.03	0.02 ± 0.07	0.02 ± 0.02	0.24 ± 0.08	0.25 ± 0.09	0.10 ± 0.01
V683 Per	0.14 ± 0.03	0.10 ± 0.02	0.12 ± 0.02	-0.01 ± 0.03	-0.03 ± 0.04	0.02 ± 0.04	-0.01 ± 0.02	-0.09 ± 0.04	0.05 ± 0.02	0.05 ± 0.06	0.00 ± 0.03	0.05 ± 0.01
V686 Per	0.10 ± 0.09	0.09 ± 0.05	0.04 ± 0.02	0.02 ± 0.02	0.06 ± 0.02	0.01 ± 0.04	0.11 ± 0.02	-0.10 ± 0.04	0.06 ± 0.02	-0.05 ± 0.11	0.03 ± 0.01	0.05 ± 0.01
HD 21663	-0.03 ± 0.08	-0.01 ± 0.11	-0.03 ± 0.01	-0.14 ± 0.03	-0.14 ± 0.03	-0.17 ± 0.03	-0.12 ± 0.02	-0.25 ± 0.03	-0.12 ± 0.03	-0.18 ± 0.06	-0.11 ± 0.02	-0.12 ± 0.01
HD 23356	-0.28 ± 0.08	-0.09 ± 0.15	-0.14 ± 0.05	-0.22 ± 0.03	-0.23 ± 0.04	-0.18 ± 0.07	-0.13 ± 0.02	-0.07 ± 0.05	-0.25 ± 0.02	-0.39 ± 0.04	-0.21 ± 0.03	-0.23 ± 0.01
39 Tau	0.01 ± 0.05	0.10 ± 0.16	-0.03 ± 0.02	-0.04 ± 0.02	-0.03 ± 0.02	-0.12 ± 0.02	-0.04 ± 0.01	-0.23 ± 0.05	-0.02 ± 0.02	-0.12 ± 0.07	-0.09 ± 0.02	-0.07 ± 0.01
HD 25893	0.07 ± 0.05	-0.02 ± 0.07	0.17 ± 0.02	-0.00 ± 0.02	0.03 ± 0.03	-0.08 ± 0.04	-0.00 ± 0.02	-0.08 ± 0.04	0.02 ± 0.01	0.09 ± 0.12	-0.02 ± 0.05	-0.02 ± 0.01
HD 27282	0.09 ± 0.01	0.10 ± 0.04	0.08 ± 0.04	0.06 ± 0.02	0.07 ± 0.02	-0.01 ± 0.02	0.04 ± 0.02	-0.08 ± 0.04	0.05 ± 0.02	0.05 ± 0.05	0.03 ± 0.01	0.07 ± 0.01
HD 27685	0.08 ± 0.04	0.09 ± 0.03	-0.04 ± 0.03	0.01 ± 0.02	0.03 ± 0.02	-0.02 ± 0.05	-0.02 ± 0.02	-0.19 ± 0.04	0.05 ± 0.02	-0.03 ± 0.08	-0.03 ± 0.03	0.03 ± 0.01
HD 27989	0.35 ± 0.14	-0.04 ± 0.00	0.28 ± 0.04	0.04 ± 0.03	0.13 ± 0.05	0.06 ± 0.03	0.08 ± 0.03	0.10 ± 0.05	0.10 ± 0.02	0.05 ± 0.08	0.01 ± 0.10	0.06 ± 0.02
ϵ Tau	0.56 ± —	0.22 ± 0.02	0.36 ± 0.05	0.23 ± 0.03	0.13 ± 0.04	0.10 ± 0.05	0.15 ± 0.03	0.01 ± 0.07	0.09 ± 0.02	0.24 ± 0.12	0.29 ± 0.07	0.10 ± 0.01
111 Tau B	-0.20 ± 0.09	-0.30 ± 0.15	-0.03 ± 0.04	-0.36 ± 0.05	-0.20 ± 0.05	0.13 ± 0.08	-0.01 ± 0.02	0.02 ± 0.06	-0.17 ± 0.02	-0.58 ± 0.08	-0.22 ± 0.04	-0.27 ± 0.02
HD 40979	0.26 ± 0.10	0.24 ± 0.23	0.08 ± 0.38	0.19 ± 0.02	0.19 ± 0.04	0.21 ± 0.08	0.16 ± 0.04	-0.16 ± 0.10	0.21 ± 0.03	0.15 ± 0.06	0.18 ± 0.03	0.22 ± 0.02
HD 45609	-0.19 ± 0.01	-0.08 ± 0.09	-0.05 ± 0.05	-0.23 ± 0.02	-0.23 ± 0.03	-0.17 ± 0.05	-0.13 ± 0.02	-0.21 ± 0.03	-0.12 ± 0.03	-0.29 ± 0.05	-0.15 ± 0.04	-0.23 ± 0.01
HD 52265	0.28 ± 0.04	0.31 ± 0.13	0.14 ± 0.04	0.12 ± 0.02	0.17 ± 0.04	0.08 ± 0.09	0.12 ± 0.02	-0.08 ± 0.06	0.12 ± 0.03	0.05 ± 0.10	0.10 ± 0.02	0.17 ± 0.01
HD 53532	0.05 ± 0.04	0.01 ± —	0.06 ± 0.04	0.00 ± 0.02	0.05 ± 0.02	-0.09 ± 0.02	0.02 ± 0.02	-0.15 ± 0.04	0.05 ± 0.02	-0.08 ± 0.03	-0.03 ± 0.02	-0.02 ± 0.01
HD 65523	-0.09 ± 0.06	-0.12 ± 0.05	-0.04 ± 0.01	-0.18 ± 0.03	-0.12 ± 0.03	-0.22 ± 0.02	-0.11 ± 0.02	-0.20 ± 0.02	-0.12 ± 0.02	-0.19 ± 0.05	-0.12 ± 0.02	-0.17 ± 0.01
HD 70088	-0.13 ± 0.06	-0.07 ± 0.10	-0.06 ± 0.03	-0.19 ± 0.02	-0.14 ± 0.02	-0.18 ± 0.02	-0.11 ± 0.01	-0.32 ± 0.06	-0.09 ± 0.02	-0.33 ± 0.09	-0.27 ± 0.04	-0.20 ± 0.01
HD 72760	-0.03 ± 0.07	-0.03 ± 0.03	0.00 ± 0.00	-0.12 ± 0.03	-0.08 ± 0.02	-0.16 ± 0.03	-0.05 ± 0.02	-0.11 ± 0.01	-0.03 ± 0.02	-0.12 ± 0.04	-0.09 ± 0.02	-0.08 ± 0.01
V401 Hya	0.07 ± 0.05	-0.06 ± 0.06	0.06 ± 0.02	-0.03 ± 0.03	0.01 ± 0.02	-0.03 ± 0.04	0.02 ± 0.02	-0.19 ± 0.05	0.05 ± 0.02	-0.08 ± 0.09	-0.03 ± 0.02	0.00 ± 0.01
HD 73171	0.16 ± 0.02	-0.03 ± 0.03	0.08 ± 0.00	-0.04 ± 0.04	-0.14 ± 0.01	-0.08 ± 0.13	-0.13 ± 0.03	-0.11 ± 0.07	-0.17 ± 0.02	0.03 ± 0.08	0.03 ± 0.07	-0.13 ± 0.01
CT Pyx	0.09 ± 0.04	0.01 ± 0.09	0.08 ± 0.01	-0.06 ± 0.02	-0.01 ± 0.02	-0.07 ± 0.04	0.01 ± 0.01	-0.01 ± 0.03	-0.01 ± 0.01	-0.16 ± 0.09	0.02 ± 0.02	-0.03 ± 0.01
ρ Cnc A	0.35 ± 0.12	0.31 ± 0.00	0.42 ± 0.01	0.27 ± 0.02	0.17 ± 0.03	0.33 ± 0.07	0.33 ± 0.02	0.40 ± 0.06	0.23 ± 0.01	0.19 ± 0.09	0.52 ± 0.04	0.33 ± 0.01
HD 75898	0.43 ± 0.02	0.20 ± 0.08	0.19 ± 0.02	0.19 ± 0.02	0.18 ± 0.02	0.23 ± 0.10	0.20 ± 0.02	0.04 ± 0.04	0.19 ± 0.02	0.20 ± 0.09	0.25 ± 0.02	0.26 ± 0.01
HD 76151	0.12 ± 0.01	0.05 ± 0.01	0.04 ± 0.00	-0.03 ± 0.03	-0.01 ± 0.01	-0.07 ± 0.05	-0.01 ± 0.02	-0.16 ± 0.04	0.04 ± 0.02	-0.03 ± 0.09	0.03 ± 0.02	0.03 ± 0.01
IK Cnc	-0.25 ± 0.10	-0.32 ± 0.06	-0.27 ± 0.02	-0.38 ± 0.03	-0.27 ± 0.05	-0.41 ± 0.05	-0.23 ± 0.03	-0.43 ± 0.05	-0.30 ± 0.02	-0.52 ± 0.10	-0.41 ± 0.03	-0.41 ± 0.01
HD 82106	-0.14 ± 0.00	-0.15 ± 0.12	-0.07 ± 0.02	-0.21 ± 0.03	-0.16 ± 0.04	-0.03 ± 0.09	-0.01 ± 0.02	0.06 ± 0.06	-0.22 ± 0.01	-0.37 ± 0.09	-0.15 ± 0.03	-0.18 ± 0.01
GT Leo	-0.04 ± 0.06	0.04 ± 0.03	0.10 ± 0.00	-0.07 ± 0.02	-0.05 ± 0.02	-0.09 ± 0.05	-0.00 ± 0.02	0.01 ± 0.03	-0.06 ± 0.02	-0.06 ± 0.08	0.02 ± 0.05	-0.02 ± 0.01
HD 85301	0.08 ± 0.04	0.05 ± 0.09	0.02 ± 0.02	-0.02 ± 0.02	0.04 ± 0.03	-0.11 ± 0.03	0.03 ± 0.02	-0.12 ± 0.05	0.02 ± 0.02	0.02 ± 0.06	-0.03 ± 0.03	0.00 ± 0.01
HD 86322	0.02 ± 0.20	0.18 ± 0.10	0.04 ± 0.02	-0.03 ± 0.03	-0.11 ± 0.03	-0.17 ± 0.12	-0.10 ± 0.03	-0.11 ± 0.06	-0.20 ± 0.02	-0.06 ± 0.09	-0.01 ± 0.06	-0.10 ± 0.01
HD 89307	-0.13 ± 0.06	-0.09 ± 0.07	-0.18 ± 0.02	-0.23 ± 0.02	-0.21 ± 0.01	-0.17 ± 0.04	-0.19 ± 0.02	-0.41 ± 0.07	-0.22 ± 0.03	-0.38 ± 0.11	-0.28 ± 0.03	-0.23 ± 0.01
HD 89376	0.06 ± 0.03	-0.08 ± 0.05	0.02 ± 0.05	-0.09 ± 0.02	-0.07 ± 0.06	0.01 ± 0.04	0.01 ± 0.02	-0.01 ± 0.05	-0.11 ± 0.02	-0.14 ± 0.07	-0.08 ± 0.03	-0.11 ± 0.01
π^1 Leo	0.42 ± —	0.14 ± 0.09	0.13 ± 0.02	0.07 ± 0.02	0.03 ± 0.02	-0.05 ± 0.04	-0.01 ± 0.03	-0.06 ± 0.03	0.00 ± 0.02	0.01 ± 0.16	0.14 ± 0.05	-0.00 ± 0.01
HD 98356	0.16 ± 0.02	0.10 ± 0.07	0.05 ± 0.03	-0.02 ± 0.03	-0.03 ± 0.02	-0.03 ± 0.08	0.09 ± 0.03	0.06 ± 0.03	-0.01 ± 0.01	-0.06 ± 0.10	0.12 ± 0.03	0.03 ± 0.01
HD 101112	0.40 ± —	0.13 ± 0.03	0.24 ± 0.04	0.15 ± 0.03	0.10 ± 0.04	0.07 ± 0.12	0.06 ± 0.03	0.10 ± 0.06	-0.04 ± 0.03	0.23 ± 0.14	0.31 ± 0.11	0.09 ± 0.01
HD 106696	-0.14 ± 0.06	-0.12 ± 0.02	-0.16 ± 0.03	-0.24 ± 0.02	-0.29 ± 0.03	-0.43 ± 0.02	-0.30 ± 0.02	-0.41 ± 0.02	-0.42 ± 0.03	-0.37 ± 0.07	-0.27 ± 0.05	-0.35 ± 0.01
MY UMa	-0.14 ± 0.07	-0.12 ± 0.17	-0.08 ± 0.06	-0.26 ± 0.05	-0.08 ± 0.06	-0.05 ± 0.05	-0.02 ± 0.04	0.04 ± 0.02	-0.13 ± 0.03	-0.66 ± 0.11	-0.22 ± 0.03	-0.23 ± 0.02
GR Leo	-0.09 ± 0.04	0.01 ± 0.09	-0.02 ± 0.00	-0.05 ± 0.02	-0.07 ± 0.03	-0.15 ± 0.03	-0.01 ± 0.02	-0.08 ± 0.02	-0.08 ± 0.02	-0.21 ± 0.10	-0.07 ± 0.02	-0.11 ± 0.01
HD 106023	-0.03 ± 0.05	-0.02 ± 0.06	-0.07 ± 0.00	-0.15 ± 0.03	-0.11 ± 0.01	-0.20 ± 0.01	-0.12 ± 0.02	-0.21 ± 0.02	-0.08 ± 0.01	-0.20 ± 0.03	-0.13 ± 0.02	-0.12 ± 0.01
HD 117860	0.03 ± 0.04	0.03 ± 0.07	-0.01 ± 0.03	-0.06 ± 0.02	-0.02 ± 0.01	-0.03 ± 0.06	-0.06 ± 0.02	-0.27 ± 0.06	-0.02 ± 0.02	-0.18 ± 0.04	-0.11 ± 0.02	-0.06 ± 0.01
HD 117936	-0.14 ± —	-0.06 ± 0.16	0.07 ± 0.01	-0.17 ± 0.04	-0.10 ± 0.03	0.18 ± 0.12	0.10 ± 0.02	0.20 ± 0.06	-0.07 ± 0.02	-0.25 ± 0.08	-0.01 ± 0.04	-0.06 ± 0.02
HD 124642	-0.00 ± 0.04	-0.13 ± 0.18	0.00 ± 0.06	-0.21 ± 0.03	-0.13 ± 0.05	0.12 ± 0.11	0.07 ± 0.02	0.15 ± 0.06	-0.07 ± 0.02	-0.37 ± 0.11	-0.12 ± 0.03	-0.12 ± 0.02
HD 126535	0.18 ± 0.03	0.17 ± 0.09	0.13 ± 0.02	0.01 ± 0.02	0.05 ± 0.01	0.05 ± 0.03	0.09 ± 0.02	0.05 ± 0.03	0.07 ± 0.01	-0.05 ± 0.14	0.12 ± 0.02	0.08 ± 0.01
HD 131023	0.17 ± 0.03	0.14 ± 0.04	0.12 ± 0.01	0.05 ± 0.02	0.07 ± 0.01	-0.01 ± 0.02	0.05 ± 0.02	-0.05 ± 0.03	0.10 ± 0.01	0.07 ± 0.07	0.08 ± 0.02	0.06 ± 0.01
HD 149026	0.44 ± 0.02	0.32 ± 0.06	0.31 ± 0.03	0.23 ± 0.03	0.21 ± 0.02	0.22 ± 0.07	0.24 ± 0.02	0.11 ± 0.07	0.26 ± 0.02	0.23 ± 0.12	0.28 ± 0.03	0.30 ± 0.01
HD 170657	-0.26 ± 0.05	-0.26 ± 0.07	-0.22 ± 0.02	-0.34 ± 0.03	-0.32 ± 0.02	-0.35 ± 0.03	-0.25 ± 0.02	-0.28 ± 0.03	-0.34 ± 0.02	-0.46 ± 0.04	-0.33 ± 0.02	-0.35 ± 0.01
MV Dra	0.09 ± 0.05	0.09 ± 0.07	0.06 ± 0.00	-0.03 ± 0.03	0.02 ± 0.02	-0.07 ± 0.01	0.01 ± 0.02	-0.10 ± 0.03	0.04 ± 0.01	0.01 ± 0.05	0.01 ± 0.02	-0.01 ± 0.01
HD 189087	-0.12 ± 0.05	-0.11 ± 0.05	-0.09 ± 0.00	-0.21 ± 0.03	-0.18 ± 0.03	-0.26 ± 0.01	-0.12 ± 0.02	-0.23 ± 0.02	-0.15 ± 0.01	-0.27 ± 0.04	-0.17 ± 0.01	-0.22 ± 0.01
V2425 Cyg	0.09 ± 0.01	-0.10 ± 0.22	-0.05 ± 0.08	-0.06 ± 0.04	0.00 ± 0.04	-0.03 ± 0.07	0.02 ± 0.03	0.03 ± 0.05	-0.05 ± 0.03	-0.10 ± 0.05	-0.10 ± 0.05	-0.06 ± 0.01
HD 196885	0.31 ± 0.03	0.21 ± 0.18	0.19 ± 0.00	0.14 ± 0.03	0.22 ± 0.03	0.15 ± 0.04	0.17 ± 0.02	-0.02 ± 0.08	0.15 ± 0.03	0.12 ± 0.09	0.11 ± 0.04	0.18 ± 0.01
V2436 Cyg	0.03 ± 0.00	-0.01 ± 0.08	0.08 ± 0.01	-0.01 ± 0.03	-0.03 ± 0.03	-0.02 ± 0.08	0.04 ± 0.01	0.13 ± 0.05	-0.01 ± 0.02	-0.07 ± 0.03	0.01 ± 0.03	-0.01 ± 0.01
HD 200968	-0.14 ± 0.05	-0.14 ± 0.07	-0.05 ± 0.00	-0.17 ± 0.03	-0.10 ± 0.02	-0.20 ± 0.02	-0.11 ± 0.02	-0.13 ± 0.03	-0.11 ± 0.01	-0.20 ± 0.03	-0.12 ± 0.02	-0.15 ± 0.01
NS Aqr	0.22 ± 0.05	0.10 ± 0.05	0.14 ± 0.00	0.03 ± 0.03	0.09 ± 0.02	0.03 ± 0.03	0.06 ± 0.02	-0.07 ± 0.04	0.10 ± 0.02	-0.00 ± 0.08	0.11 ± 0.01	0.09 ± 0.01
V454 And	0.01 ± 0.01	0.16 ± 0.15	0.12 ± 0.03	0.02 ± 0.02	0.03 ± 0.04	0.01 ± 0.04	0.07 ± 0.02	-0.16 ± 0.06	0.09 ± 0.03	-0.08 ± 0.03	0.00 ± 0.03	0.03 ± 0.01
HD 222422	-0.19 ± 0.04	-0.07 ± 0.11	-0.10 ± 0.01	-0.26 ± 0.03	-0.15 ± 0.02	-0.31 ± 0.04	-0.16 ± 0.02	-0.34 ± 0.02	-0.21 ± 0.02	-0.38 ± 0.06	-0.25 ± 0.02	-0.25 ± 0.01
20 Psc	0.17 ± 0.01	0.11 ± 0.02	0.05 ± 0.03	-0.00 ± 0.02	-0.01 ± 0.03	-0.17 ± 0.06	-0.07 ± 0.02	-0.11 ± 0.03	-0.08 ± 0.02	0.01 ± 0.10	-0.03 ± 0.05	-0.09 ± 0.01

Table A.6. Differential abundances $\Delta[X/H]$ for the s-process elements: Cu, Zn, Y, Zr, Ba, Ce, and Nd.

Name	$\Delta[\text{Cu}/\text{H}]$	$\Delta[\text{Zn}/\text{H}]$	$\Delta[\text{Y}/\text{H}]$	$\Delta[\text{Zr}/\text{H}]$	$\Delta[\text{Ba}/\text{H}]$	$\Delta[\text{Ce}/\text{H}]$	$\Delta[\text{Nd}/\text{H}]$
BE Cet	0.00 ± 0.06	-0.01 ± 0.17	0.16 ± 0.06	0.04 ± 0.26	0.36 ± 0.05	0.08 ± 0.01	0.11 ± 0.08
HD 5848	0.32 ± 0.02	0.03 ± 0.20	-0.24 ± 0.04	-0.55 ± 0.13	-0.02 ± 0.05	-0.07 ± 0.03	0.10 ± 0.12
AZ Ari	0.10 ± 0.06	-0.05 ± 0.23	0.18 ± 0.05	-0.08 ± 0.11	0.22 ± 0.02	0.06 ± 0.04	-0.04 ± 0.15
FT Cet	0.07 ± 0.01	-0.21 ± 0.11	-0.08 ± 0.04	-0.21 ± 0.29	0.13 ± 0.07	0.15 ± 0.03	0.12 ± 0.10
BZ Cet	0.09 ± 0.02	0.02 ± —	0.07 ± 0.01	-0.25 ± 0.28	0.00 ± 0.02	0.11 ± 0.07	0.02 ± 0.03
δ Ari	0.42 ± 0.08	-0.07 ± 0.14	0.12 ± 0.02	-0.26 ± 0.33	0.15 ± 0.02	0.12 ± 0.03	0.23 ± 0.17
V683 Per	0.01 ± 0.07	-0.15 ± 0.20	0.04 ± 0.01	-0.24 ± 0.29	0.14 ± 0.02	0.01 ± 0.02	0.00 ± 0.12
V686 Per	0.03 ± 0.03	-0.15 ± 0.17	-0.04 ± 0.05	-0.04 ± 0.35	0.15 ± 0.02	0.07 ± —	0.03 ± 0.14
HD 21663	-0.03 ± 0.04	-0.34 ± 0.21	-0.12 ± 0.07	-0.41 ± 0.27	-0.04 ± 0.01	-0.10 ± 0.05	-0.09 ± 0.06
HD 23356	-0.16 ± 0.02	-0.12 ± 0.20	-0.17 ± 0.05	-0.44 ± 0.25	-0.22 ± 0.03	-0.23 ± 0.03	-0.11 ± 0.08
39 Tau	-0.16 ± 0.09	-0.22 ± 0.17	0.02 ± 0.01	-0.02 ± 0.25	0.16 ± 0.05	0.00 ± 0.02	0.05 ± 0.05
HD 25893	-0.02 ± 0.01	-0.14 ± 0.13	0.06 ± 0.02	-0.10 ± 0.24	0.08 ± 0.03	-0.03 ± 0.01	-0.03 ± 0.25
HD 27282	0.07 ± 0.02	-0.22 ± 0.26	0.04 ± 0.01	0.00 ± 0.17	0.09 ± 0.04	-0.01 ± 0.03	-0.08 ± 0.10
HD 27685	-0.07 ± 0.03	-0.05 ± 0.11	-0.02 ± 0.05	-0.29 ± 0.28	0.11 ± 0.03	-0.09 ± 0.01	-0.03 ± 0.11
HD 27989	-0.11 ± 0.16	-0.09 ± 0.21	0.16 ± 0.01	-0.39 ± —	0.12 ± 0.02	-0.08 ± —	0.31 ± —
ε Tau	0.45 ± 0.07	-0.05 ± 0.14	0.08 ± 0.04	-0.18 ± 0.38	0.10 ± 0.06	0.06 ± 0.02	0.21 ± 0.09
111 Tau B	-0.30 ± 0.11	-0.36 ± 0.03	0.24 ± 0.20	-0.12 ± 0.22	-0.14 ± 0.04	-0.08 ± 0.06	0.15 ± 0.16
HD 40979	0.04 ± 0.10	-0.09 ± 0.24	0.15 ± 0.04	0.24 ± —	0.40 ± 0.06	-0.01 ± 0.07	0.31 ± —
HD 45609	-0.41 ± 0.01	-0.46 ± 0.23	-0.18 ± 0.04	-0.23 ± 0.25	-0.16 ± 0.09	0.11 ± 0.07	-0.06 ± 0.15
HD 52265	0.06 ± 0.08	-0.14 ± 0.10	0.08 ± 0.02	0.10 ± 0.27	0.24 ± 0.02	0.06 ± 0.01	-0.01 ± 0.16
HD 53532	-0.05 ± 0.05	-0.25 ± 0.23	0.09 ± 0.03	-0.04 ± 0.14	0.23 ± 0.02	0.13 ± 0.01	0.12 ± 0.06
HD 65523	-0.04 ± 0.02	-0.27 ± 0.16	-0.12 ± 0.07	-0.34 ± 0.26	-0.01 ± 0.01	0.08 ± 0.01	-0.08 ± 0.06
HD 70088	-0.35 ± 0.07	-0.40 ± 0.17	-0.07 ± 0.04	-0.26 ± 0.32	0.10 ± 0.03	0.02 ± 0.05	0.03 ± 0.05
HD 72760	-0.05 ± 0.02	-0.25 ± 0.28	-0.01 ± 0.03	-0.28 ± 0.28	0.14 ± 0.07	0.01 ± 0.01	0.00 ± 0.11
V401 Hya	-0.07 ± 0.04	-0.22 ± 0.21	0.04 ± 0.01	-0.04 ± 0.20	0.17 ± 0.01	0.07 ± 0.01	0.01 ± 0.11
HD 73171	0.24 ± 0.05	-0.12 ± 0.12	-0.16 ± 0.04	-0.53 ± 0.18	0.09 ± 0.03	0.08 ± 0.05	0.14 ± 0.14
CT Pyx	0.03 ± 0.02	-0.28 ± 0.22	0.01 ± 0.02	-0.15 ± 0.10	-0.04 ± 0.01	0.02 ± 0.06	-0.02 ± 0.01
ρ Cnc A	0.48 ± 0.01	0.13 ± 0.20	0.17 ± —	-0.17 ± 0.24	0.07 ± 0.01	0.23 ± 0.04	0.17 ± 0.04
HD 75898	0.38 ± 0.03	0.06 ± 0.21	0.21 ± 0.05	-0.26 ± 0.39	0.22 ± 0.04	0.00 ± 0.01	0.19 ± 0.02
HD 76151	0.05 ± 0.04	-0.20 ± 0.24	-0.07 ± 0.02	-0.31 ± 0.31	0.00 ± 0.02	-0.10 ± 0.01	-0.06 ± 0.07
IK Cnc	-0.45 ± 0.03	-0.52 ± 0.21	-0.18 ± 0.08	-0.37 ± 0.22	-0.06 ± 0.05	-0.20 ± —	-0.18 ± —
HD 82106	-0.15 ± 0.05	-0.19 ± 0.05	0.03 ± 0.09	-0.20 ± 0.26	-0.03 ± 0.02	0.07 ± 0.07	0.00 ± 0.14
GT Leo	0.07 ± 0.04	-0.30 ± 0.24	-0.07 ± 0.03	-0.34 ± 0.34	0.01 ± 0.07	-0.17 ± 0.07	-0.20 ± 0.16
HD 85301	-0.08 ± 0.08	-0.21 ± 0.21	0.12 ± 0.05	-0.12 ± 0.24	0.15 ± 0.02	0.05 ± 0.05	-0.05 ± 0.10
HD 86322	0.15 ± 0.07	-0.12 ± 0.07	-0.11 ± 0.02	-0.49 ± 0.25	-0.04 ± 0.02	0.07 ± 0.07	0.11 ± 0.11
HD 89307	-0.24 ± 0.08	-0.36 ± 0.15	-0.20 ± 0.01	-0.49 ± 0.27	-0.08 ± 0.04	-0.19 ± 0.02	-0.15 ± 0.05
HD 89376	-0.09 ± 0.02	-0.02 ± 0.13	-0.02 ± 0.04	-0.31 ± 0.29	-0.16 ± —	0.03 ± 0.14	-0.09 ± 0.10
π ¹ Leo	0.32 ± 0.04	-0.06 ± 0.09	0.08 ± 0.01	-0.15 ± 0.35	0.13 ± 0.01	0.14 ± 0.06	0.18 ± 0.12
HD 98356	-0.06 ± 0.07	-0.19 ± 0.13	0.02 ± 0.04	-0.33 ± 0.21	-0.09 ± 0.04	0.03 ± 0.02	0.07 ± 0.02
HD 101112	0.44 ± 0.07	0.05 ± 0.13	-0.01 ± 0.03	-0.39 ± 0.24	0.01 ± 0.01	0.01 ± 0.02	0.08 ± 0.14
HD 106696	-0.04 ± 0.11	-0.36 ± 0.27	-0.37 ± 0.04	-0.70 ± 0.37	-0.24 ± 0.02	-0.29 ± 0.01	-0.17 ± 0.07
MY UMa	-0.11 ± 0.02	-0.41 ± 0.05	-0.04 ± 0.13	-0.01 ± 0.14	-0.06 ± 0.04	0.01 ± 0.05	0.13 ± 0.10
GR Leo	-0.11 ± 0.03	-0.18 ± 0.06	0.04 ± —	-0.23 ± 0.29	0.14 ± 0.02	0.09 ± 0.01	0.10 ± 0.07
HD 106023	-0.16 ± 0.08	-0.24 ± 0.13	-0.10 ± 0.03	-0.35 ± 0.26	-0.04 ± 0.01	-0.06 ± 0.04	-0.14 ± 0.06
HD 117860	-0.11 ± 0.11	-0.23 ± 0.18	0.02 ± 0.06	-0.26 ± 0.37	0.22 ± 0.04	-0.01 ± 0.05	-0.03 ± 0.11
HD 117936	-0.03 ± 0.04	-0.07 ± 0.03	0.13 ± 0.28	-0.22 ± 0.25	-0.18 ± —	0.06 ± 0.08	-0.12 ± 0.27
HD 124642	-0.16 ± 0.06	-0.23 ± 0.03	0.24 ± 0.21	-0.23 ± 0.23	-0.11 ± 0.02	0.08 ± 0.08	0.06 ± 0.19
HD 126535	0.08 ± 0.08	0.04 ± 0.04	0.00 ± 0.02	-0.21 ± 0.29	-0.02 ± 0.04	0.11 ± 0.04	0.09 ± 0.04
HD 131023	0.09 ± 0.09	-0.20 ± 0.27	0.01 ± 0.01	-0.25 ± 0.27	0.14 ± 0.03	0.07 ± 0.02	0.06 ± 0.08
HD 149026	0.31 ± 0.05	0.10 ± 0.20	0.22 ± 0.03	0.19 ± —	0.23 ± —	0.06 ± —	0.04 ± 0.06
HD 170657	-0.34 ± 0.02	-0.50 ± 0.19	-0.27 ± 0.01	-0.58 ± 0.28	-0.27 ± 0.02	-0.24 ± 0.03	-0.19 ± 0.01
MV Dra	0.07 ± 0.02	-0.17 ± 0.26	0.00 ± 0.05	-0.26 ± 0.30	0.03 ± 0.02	0.03 ± 0.03	-0.05 ± 0.03
HD 189087	-0.19 ± —	-0.42 ± 0.22	-0.11 ± 0.02	-0.38 ± 0.27	-0.01 ± —	-0.05 ± 0.02	-0.09 ± 0.06
V2425 Cyg	-0.18 ± 0.03	-0.16 ± 0.20	-0.05 ± 0.04	-0.17 ± 0.23	0.10 ± 0.07	-0.06 ± 0.02	0.10 ± 0.05
HD 196885	0.01 ± 0.11	-0.02 ± 0.20	0.14 ± 0.08	0.06 ± 0.25	0.30 ± 0.02	0.09 ± 0.04	0.05 ± 0.07
V2436 Cyg	0.03 ± 0.01	-0.26 ± 0.24	0.11 ± 0.04	-0.24 ± 0.26	0.09 ± 0.06	0.13 ± 0.06	0.06 ± 0.02
HD 200968	-0.10 ± 0.03	-0.13 ± 0.17	-0.03 ± 0.02	-0.41 ± 0.27	-0.08 ± 0.01	-0.08 ± 0.05	-0.12 ± 0.08
NS Aqr	0.17 ± 0.04	-0.14 ± 0.25	-0.02 ± —	-0.25 ± 0.26	0.09 ± 0.02	0.02 ± 0.04	-0.09 ± 0.12
V454 And	-0.21 ± 0.04	-0.24 ± 0.18	0.11 ± 0.03	-0.10 ± 0.38	0.26 ± 0.03	0.06 ± 0.04	0.17 ± 0.06
HD 222422	-0.29 ± 0.04	-0.48 ± 0.24	-0.19 ± 0.01	-0.23 ± 0.24	-0.01 ± 0.05	-0.12 ± 0.02	-0.16 ± 0.13
20 Psc	0.09 ± 0.10	-0.21 ± 0.13	-0.01 ± 0.05	-0.22 ± 0.38	0.25 ± 0.03	0.11 ± 0.02	0.19 ± 0.12

Table A.7. Differential abundance sensitivities for Na, Mg, Al, Si, Ca, Sc, Ti, V, Cr, Mn, Co, and Ni.

Name	$\Delta[\text{Na}/\text{H}]$	$\Delta[\text{Mg}/\text{H}]$	$\Delta[\text{Al}/\text{H}]$	$\Delta[\text{Si}/\text{H}]$	$\Delta[\text{Ca}/\text{H}]$	$\Delta[\text{Sc}/\text{H}]$	$\Delta[\text{Ti}/\text{H}]$	$\Delta[\text{V}/\text{H}]$	$\Delta[\text{Cr}/\text{H}]$	$\Delta[\text{Mn}/\text{H}]$	$\Delta[\text{Co}/\text{H}]$	$\Delta[\text{Ni}/\text{H}]$
$\Delta T_{\text{eff}} = \pm 100 \text{ K}$												
HD 27685	0.06	0.05	0.05	0.01	0.07	0.09	0.10	0.11	0.07	0.06	0.07	0.05
HD 98356	0.07	0.04	0.05	0.01	0.08	0.10	0.12	0.13	0.08	0.07	0.05	0.03
BZ Cet	0.08	0.03	0.06	0.03	0.09	0.11	0.13	0.14	0.09	0.06	0.02	0.01
$\Delta \log g = \pm 0.30 \text{ dex}$												
HD 27685	0.03	0.03	0.01	0.00	0.07	0.00	0.01	0.01	0.03	0.05	0.01	0.00
HD 98356	0.06	0.04	0.02	0.02	0.09	0.01	0.03	0.02	0.05	0.07	0.02	0.02
BZ Cet	0.07	0.04	0.04	0.04	0.11	0.02	0.04	0.03	0.06	0.07	0.04	0.04
$\Delta \xi = \pm 0.50 \text{ km s}^{-1}$												
HD 27685	0.02	0.03	0.01	0.02	0.08	0.01	0.06	0.04	0.07	0.11	0.04	0.06
HD 98356	0.03	0.03	0.02	0.02	0.08	0.04	0.11	0.16	0.08	0.09	0.08	0.07
BZ Cet	0.03	0.03	0.04	0.02	0.08	0.08	0.16	0.20	0.08	0.09	0.08	0.07
$\Delta[\text{Fe}/\text{H}] = \pm 0.30 \text{ dex}$												
HD 27685	0.01	0.01	0.00	0.04	0.02	0.00	0.00	0.00	0.01	0.02	0.02	0.03
HD 98356	0.03	0.04	0.01	0.07	0.04	0.00	0.00	0.01	0.03	0.06	0.06	0.07
BZ Cet	0.04	0.06	0.02	0.08	0.05	0.00	0.02	0.01	0.05	0.08	0.08	0.09

Notes. Sensitivities to changes of 100 K in T_{eff} , 0.30 dex in $\log g$, 0.50 km s⁻¹ in ξ , and 0.30 dex in [Fe/H]. We verified these sensitivities for the stars HD 27685 (5753 K, 4.47 dex, 0.99 km s⁻¹, 0.12 dex), HD 98356 (5310 K, 4.41 dex, 0.92 km s⁻¹, 0.08 dex), and BZ Cet (5035 K, 4.38 dex, 0.98 km s⁻¹, 0.11 dex).

Table A.8. Differential abundance sensitivities for Cu, Zn, Y, Zr, Ba, and Ce. Differences are computed as in Table A.7

Name	$\Delta[\text{Cu}/\text{H}]$	$\Delta[\text{Zn}/\text{H}]$	$\Delta[\text{Y}/\text{H}]$	$\Delta[\text{Zr}/\text{H}]$	$\Delta[\text{Ba}/\text{H}]$	$\Delta[\text{Ce}/\text{H}]$	$\Delta[\text{Nd}/\text{H}]$
$\Delta T_{\text{eff}} = \pm 100 \text{ K}$							
HD 27685	0.07	0.00	0.01	0.11	0.02	0.02	0.02
HD 98356	0.05	0.02	0.01	0.13	0.02	0.01	0.02
BZ Cet	0.04	0.02	0.01	0.14	0.00	0.02	0.03
$\Delta \log g = \pm 0.30 \text{ dex}$							
HD 27685	0.02	0.02	0.11	0.01	0.04	0.13	0.13
HD 98356	0.02	0.03	0.11	0.01	0.04	0.12	0.13
BZ Cet	0.01	0.02	0.10	0.01	0.04	0.12	0.13
$\Delta \xi = \pm 0.50 \text{ km s}^{-1}$							
HD 27685	0.14	0.13	0.17	0.02	0.18	0.05	0.03
HD 98356	0.12	0.10	0.15	0.06	0.17	0.10	0.04
BZ Cet	0.12	0.13	0.19	0.16	0.15	0.11	0.04
$\Delta[\text{Fe}/\text{H}] = \pm 0.30 \text{ dex}$							
HD 27685	0.04	0.08	0.09	0.01	0.15	0.11	0.11
HD 98356	0.09	0.10	0.11	0.01	0.17	0.11	0.12
BZ Cet	0.12	0.12	0.12	0.01	0.18	0.12	0.11

Table A.9. Atomic parameters employed for the lines of Cu, Zn, Y, Zr, Ba, Ce, and Nd.

Element	λ (Å)	χ_1 (eV)	$\log gf$	Ref.
Cu I	5105.55	1.39	-1.520	1
	5218.21	3.82	0.480	1
	5220.09	3.82	-0.450	1
	5782.12	1.64	-1.720	1
Zn I	4722.16	4.03	-0.370	1
	4810.54	4.08	-0.170	1
	6362.35	5.79	0.140	1
Y II	4900.12	1.03	-0.090	1
	5087.43	1.08	-0.160	1
	5200.42	0.99	-0.570	1
	5402.78	1.84	-0.440	1
Zr I	4687.81	0.73	0.550	2
	4739.48	0.65	0.230	2
Zr II	5112.28	1.66	-0.590	1
Ba II	4554.03	0.00	0.140	2
	4934.08	0.00	-0.157	2
	5853.67	0.60	-0.909	1
	6141.71	0.70	-0.030	1
	6496.90	0.60	-0.406	1
Ce II	4523.08	0.51	0.040	1
	4562.36	0.48	0.230	2
	4628.16	0.52	0.230	1
	4773.96	0.92	0.250	1
	5274.23	1.04	0.150	1
Nd II	5092.80	0.38	-0.650	1
	5319.82	0.55	-0.140	2

Notes. ⁽¹⁾ González Hernández et al. (2010)⁽²⁾ Pompéia et al. (2011)