

An Achievable Rate Region for Three-Pair Interference Channels with Noise

Bernd Bandemer
Information Theory and Applications Center,
University of California, San Diego
La Jolla, CA 92093, USA
Email: bandemer@ucsd.edu

Abstract

An achievable rate region for certain noisy three-user-pair interference channels is proposed. The channel class under consideration generalizes the three-pair deterministic interference channel (3-DIC) in the same way as the Telatar–Tse noisy two-pair interference channel generalizes the El Gamal–Costa injective channel. Specifically, arbitrary noise is introduced that acts on the combined interference signal before it affects the desired signal. This class of channels includes the Gaussian case.

The rate region includes the best-known inner bound on the 3-DIC capacity region, dominates treating interference as noise, and subsumes the Han–Kobayashi region for the two-pair case.

I. INTRODUCTION

The interference channel is one of the canonical models in network information theory, and has withstood all attempts to solve it in general. In recent years, significant progress has been made for the case with two sender–receiver pairs. The best known achievable rate region is achieved by the Han–Kobayashi coding scheme [1], for which a compact formulation was given in [2]. Much less is known in the case with more than two user pairs. Major lines of work exist in the areas of interference alignment [3, 4], and deterministic models as pioneered in [5, 6]. The key idea in the latter is to first investigate a simplified interference channel that does not contain noise, and then proceed to transfer the insight to more practically relevant channels with noise.

In this paper, we apply this idea to the three-user-pair deterministic interference channel (3-DIC) first introduced in [7]. We consider the noisy version of the 3-DIC depicted in Figures 1 and 2. The channel consists of three sender–receiver alphabet pairs $(\mathcal{X}_i, \mathcal{Y}_i)$, loss functions g_{lk} that model the links between each sender and receiver, and a conditional probability mass function (pmf) at each receiver that maps the three impinging signals into the receiver observation Y_l , for indices $k, l \in \{1:3\}$. The pmfs have the special structure depicted in Figure 2 for the first receiver. They consist of two deterministic stages, namely an interference combining function h_l and a receiver function f_l . We assume that the functions h_l and f_l are injective in each argument, that is, they become one-to-one when either one of their arguments is fixed. For example, for $Y_1 = f_1(X_{11}, S'_1)$, this assumption is equivalent to $H(X_{11}) = H(Y_1 | S'_1)$ and $H(S'_1) = H(Y_1 | X_{11})$ for every pmf $p(x_{11}, s'_1)$. An example of a function that is injective in each argument (but not injective) is regular addition. Deviating from the deterministic nature of the 3-DIC, we introduce noise between the two combining stages. It acts on the combined interference signal S_l and is characterized by the

This research was supported in part by the Korea Communications Commission under the R&D program KCA-2012-11-921-04-001 (ETRI).

A slightly abbreviated version of this work was accepted for presentation at ISIT 2012, Boston, MA. This version contains additional material in Section II-B3 (Han–Kobayashi inner bound).

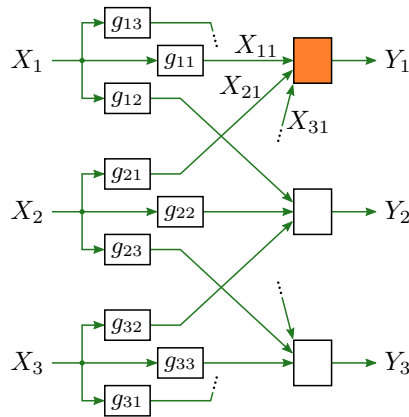


Figure 1. Three-pair interference channel under consideration.

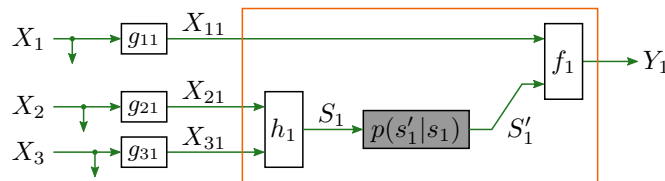


Figure 2. Channel under consideration, as seen by the first receiver.

discrete memoryless channel $p(s'_l|s_l)$. (Note that setting $S'_l = S_l$ for all l recovers the 3-DIC setting.)

Each sender l wishes to convey an independent message M_l at rate R_l to its corresponding receiver. We define a $(2^{nR_1}, 2^{nR_2}, 2^{nR_3}, n)$ code, probability of error, achievability of a rate triple (R_1, R_2, R_3) , and the capacity region in the standard way (see [8]). The capacity region is not known, but in this paper, we make progress towards characterizing it.

The channel model under consideration is interesting since it contains the Gaussian interference channel as a special case. Characterizing its capacity region thus has immediate consequences for practical wireless communications systems where simultaneous transmissions use the same radio spectrum. Moreover, we follow along the footsteps of previous work in the case with two user pairs. The capacity region of the two-pair version of 3-DIC was found in [9]. A modification of this channel in which noise affects the interfering signal was studied in [10]. The authors establish inner and outer bounds to the capacity region which differ only by a constant gap, akin to the Gaussian case studied in [11].

Thus we are motivated to generalize the results for the 3-DIC to its own noisy cousin. Let us briefly review the 3-DIC results. The best known achievable rate region is given in [12]. The underlying scheme combines insights from the transmitter-centric view of communication with disturbance constraints [13] and the receiver-centric view of interference decoding [14]. All results of [12]–[14] are also contained and discussed in detail in [15].

We extend the achievable rate region in [12] to the channel under consideration. It turns out that the key properties of 3-DIC are preserved and allow us to apply the same coding scheme, which consists of rate splitting, Marton coding, and superposition coding. The analysis of the probability of error is more involved than in the deterministic case due to the noise. The resulting inner bound to the capacity region includes all previous results for the 3-DIC. It simplifies to the Han–Kobayashi inner bound when one of the three user pairs is not present. Finally, unlike the interference decoding inner bound for the 3-DIC with noisy observations [14], the present bound is larger than the one that results from using point-to-point random codes and treating interference as noise.

II. ACHIEVABLE RATE REGION

In order to state the inner bound to the capacity region of the channel under consideration, we need the following definitions. Fix a joint pmf for $(Q, U_1, X_1, U_2, X_2, U_3, X_3)$ of the form

$$p = p(q) p(u_1, x_1|q) p(u_2, x_2|q) p(u_3, x_3|q).$$

Define the rate region $\mathcal{R}_1(p) \subset \mathbb{R}_+^{18}$ to consist of the rate tuples

$$(R_{10}, R_{11}, R_{12}, R_{13}, \tilde{R}_{12}, \tilde{R}_{13}, R_{20}, R_{22}, R_{23}, R_{21}, \tilde{R}_{23}, \tilde{R}_{21}, R_{30}, R_{33}, R_{31}, R_{32}, \tilde{R}_{31}, \tilde{R}_{32}) \quad (1)$$

that satisfy

$$\tilde{R}_{12} - R_{12} + \tilde{R}_{13} - R_{13} \geq I(X_{12}; X_{13} | U_1, Q), \quad (2)$$

$$\tilde{R}_{12} - R_{12} + (\tilde{R}_{13} - R_{13})/2 \leq I(X_{12}; X_{13} | U_1, Q), \quad (3)$$

$$(\tilde{R}_{12} - R_{12})/2 + \tilde{R}_{13} - R_{13} \leq I(X_{12}; X_{13} | U_1, Q), \quad (4)$$

$$\tilde{R}_{12} \geq R_{12}, \quad (5)$$

$$\tilde{R}_{13} \geq R_{13}, \quad (6)$$

and

$$\begin{aligned} \forall i \in \{1:5\}, j \in \{1:3\}, k \in \{1:3\} : \exists j', k' : \\ r_{1i} + r_{21j'} + r_{31k'} + I(S_1; S'_1 | c_{21j'}, c_{31k'}, Q) \\ \leq I(X_1, X_2, X_3; Y_1 | c_{1i}, c_{21j}, c_{31k}, Q) + t_{1i}. \end{aligned} \quad (7)$$

In (7), symbols like r_{1i} , c_{1i} , and t_{1i} are placeholders for the terms specified in Tables 1, 2, and 3, respectively. For example, for $i = 3$, $j = 3$, and $k = 2$, condition (7) becomes

$$\begin{aligned} \tilde{R}_{13} + R_{11} + \min\{ & I(S_1; S'_1 | U_3, Q), \\ & R_{20} + I(S_1; S'_1 | U_2, U_3, Q), \\ & R_{20} + \tilde{R}_{21} + I(S_1; S'_1 | X_2, U_3, Q), \\ & \tilde{R}_{31} + I(S_1; S'_1 | X_3, Q), \\ & R_{20} + \tilde{R}_{31} + I(S_1; S'_1 | U_2, X_3, Q), \\ & R_{20} + \tilde{R}_{21} + \tilde{R}_{31}\} \leq & I(X_1, X_2, X_3; Y_1 | U_1, X_{12}, U_3, Q) \\ & + I(X_{12}; X_{13} | U_1, Q). \end{aligned} \quad (8)$$

Similarly, define the regions $\mathcal{R}_2(p)$ and $\mathcal{R}_3(p)$ by making the subscript replacements $1 \mapsto 2 \mapsto 3 \mapsto 1$ and $1 \mapsto 3 \mapsto 2 \mapsto 1$ in the definition of $\mathcal{R}_1(p)$, respectively.

Define a Fourier–Motzkin elimination operator FM that maps a convex 18-dimensional set of rate vectors of the form (1) to a 3-dimensional region by letting $R_l = \sum_{\nu=0}^3 R_{l\nu}$, for $l \in \{1:3\}$, and projecting on the coordinates (R_1, R_2, R_3) . Let \mathcal{S} denote the convex hull of \mathcal{S} .

We are now ready to state the main result as follows.

i	r_{1i}	c_{1i}	t_{1i}
1	R_{11}	$\{U_1, X_{12}, X_{13}\}$	0
2	$\tilde{R}_{12} + R_{11}$	$\{U_1, X_{13}\}$	I_1
3	$\tilde{R}_{13} + R_{11}$	$\{U_1, X_{12}\}$	I_1
4	$\tilde{R}_{12} + \tilde{R}_{13} + R_{11}$	$\{U_1\}$	I_1
5	$R_{10} + \tilde{R}_{12} + \tilde{R}_{13} + R_{11}$	\emptyset	I_1

Table 1. Shorthand notation for terms related to transmitter 1. The term I_1 stands for $I(X_{12}; X_{13} | U_1, Q)$.

j	c_{21j}	j'	$r_{21j'}$	$c_{21j'}$
1	$\{X_2\}$	1	0	$\{X_2\}$
2	$\{U_2\}$	1	0	$\{U_2\}$
		2	\tilde{R}_{21}	$\{X_2\}$
3	\emptyset	1	0	\emptyset
		2	R_{20}	$\{U_2\}$
		3	$R_{20} + \tilde{R}_{21}$	$\{X_2\}$

Table 2. Shorthand notation for terms related to transmitter 2.

k	c_{31k}	k'	$r_{31k'}$	$c_{31k'}$
1	$\{X_3\}$	1	0	$\{X_3\}$
2	$\{U_3\}$	1	0	$\{U_3\}$
		2	\tilde{R}_{31}	$\{X_3\}$
3	\emptyset	1	0	\emptyset
		2	R_{30}	$\{U_3\}$
		3	$R_{30} + \tilde{R}_{31}$	$\{X_3\}$

Table 3. Shorthand notation for terms related to transmitter 3.

Theorem 1 (Achievable rate region). The region

$$\mathcal{R} = \text{FM} \left\{ \bigcup_p (\mathcal{R}_1(p) \cap \mathcal{R}_2(p) \cap \mathcal{R}_3(p)) \right\},$$

where $p = p(q) p(u_1, x_1 | q) p(u_2, x_2 | q) p(u_3, x_3 | q)$, is achievable in the interference channel under consideration.

The regions $\mathcal{R}_1(p)$, $\mathcal{R}_2(p)$, and $\mathcal{R}_3(p)$ in the theorem represent decodability conditions at the first, second, and third receiver, correspondingly. The regions and their intersection are generally nonconvex. By the time-sharing argument, we are allowed to convexify, as shown in the theorem. This convex hull operation is nontrivial even for a fixed pmf p , and therefore, it is not automatically achieved by including Q . Due to the explicit convex hull operation, the Fourier–Motzkin reduction FM cannot be evaluated symbolically.

A. Coding scheme

We outline the coding scheme that attains the inner bound of Theorem 1. To simplify the notation, we omit the time-sharing auxiliary random variable Q throughout this section.

Codebook generation: The transmitter codebooks are generated as in [12], inspired by communication with disturbance constraints [13]. The intuition is that the interference channel under consideration is sufficiently deterministic in nature such that the results from the deterministic case of communication with disturbance constraints still apply. In particular, disturbance is measured before the combining functions h_l , and thus before the noise appears.

Fix a pmf $p(u_1, x_1) p(u_2, x_2) p(u_3, x_3)$. Consider the first transmitter. Split the rate as $R_1 = R_{10} + R_{11} + R_{12} + R_{13}$, and define the auxiliary rates $\tilde{R}_{12} \geq R_{12}$ and $\tilde{R}_{13} \geq R_{13}$. Let $\varepsilon' > 0$, and define the set partitions

$$\begin{aligned} \{1:2^{n\tilde{R}_{12}}\} &= \mathcal{L}_{12}(1) \cup \dots \cup \mathcal{L}_{12}(2^{nR_{12}}), \\ \{1:2^{n\tilde{R}_{13}}\} &= \mathcal{L}_{13}(1) \cup \dots \cup \mathcal{L}_{13}(2^{nR_{13}}), \end{aligned}$$

where $\mathcal{L}_{12}(\cdot)$ and $\mathcal{L}_{13}(\cdot)$ are indexed sets of size $2^{n(\tilde{R}_{12}-R_{12})}$ and $2^{n(\tilde{R}_{13}-R_{13})}$, respectively.

- 1) For each $m_{10} \in \{1:2^{nR_{10}}\}$, generate $u_1^n(m_{10})$ according to $\prod_{i=1}^n p(u_{1i})$.
- 2) For each $l_{12} \in \{1:2^{n\tilde{R}_{12}}\}$, generate $x_{12}^n(m_{10}, l_{12})$ according to $\prod_{i=1}^n p(x_{12i} | u_{1i}(m_{10}))$. Likewise, for each $l_{13} \in \{1:2^{n\tilde{R}_{13}}\}$, generate a sequence $x_{13}^n(m_{10}, l_{13})$ according to $\prod_{i=1}^n p(x_{13i} | u_{1i}(m_{10}))$.
- 3) For each triple (m_{10}, m_{12}, m_{13}) , let $\mathcal{S}(m_{10}, m_{12}, m_{13})$ be the set of all pairs (l_{12}, l_{13}) from the product set $\mathcal{L}_{12}(m_{12}) \times \mathcal{L}_{13}(m_{13})$ such that $(x_{12}^n(m_{10}, l_{12}), x_{13}^n(m_{10}, l_{13})) \in \mathcal{T}_\varepsilon^{(n)}(X_{12}, Z_{13} | u_1^n(m_{10}))$.
- 4) For each (m_{10}, l_{12}, l_{13}) and $m_{11} \in \{1:2^{nR_{11}}\}$, generate a sequence $x_1^n(m_{10}, l_{12}, l_{13}, m_{11})$ according to $\prod_{i=1}^n p(x_{1i} | u_{1i}(m_{10}), x_{12i}(l_{12}), x_{13i}(l_{13}))$, if $(l_{12}, l_{13}) \in \mathcal{S}(m_{10}, m_{12}, m_{13})$. Otherwise, generate it according to $\text{Unif}(\mathcal{X}_1^n)$.
- 5) Draw a random pair uniformly from $\mathcal{S}(m_{10}, m_{12}, m_{13})$ and denote it as $(l_{12}^{(m_{10}, m_{12}, m_{13})}, l_{13}^{(m_{10}, m_{12}, m_{13})})$. If $\mathcal{S}(m_{10}, m_{12}, m_{13})$ is empty, use $(1, 1)$ instead.

Codebooks for the second and third transmitter are generated analogously by applying the subscript replacements $1 \mapsto 2 \mapsto 3 \mapsto 1$ and $1 \mapsto 3 \mapsto 2 \mapsto 1$ in each step of the procedure.

Encoding: To send message $m_1 = (m_{10}, m_{12}, m_{13}, m_{11})$, transmit

$$x_1^n(m_{10}, l_{12}^{(m_{10}, m_{12}, m_{13})}, l_{13}^{(m_{10}, m_{12}, m_{13})}, m_{11}).$$

Decoding: The receivers use simultaneous non-unique decoding [8]. The first receiver observes y_1^n . Define the tuple

$$\begin{aligned} T(m_{10}, m_{12}, m_{13}, m_{11}, m_{20}, l_{21}, m_{30}, l_{31}) \\ = & \left(u_1^n(m_{10}), x_{12}^n(m_{10}, l_{12}^{(m_{10}, m_{12}, m_{13})}), \right. \\ & x_{13}^n(m_{10}, l_{13}^{(m_{10}, m_{12}, m_{13})}), \\ & x_1^n(m_{10}, l_{12}^{(m_{10}, m_{12}, m_{13})}, l_{13}^{(m_{10}, m_{12}, m_{13})}, m_{11}), \\ & u_2^n(m_{20}), x_{21}^n(m_{20}, l_{21}), u_3^n(m_{30}), x_{31}^n(m_{30}, l_{31}), \\ & \left. s_1^n(m_{20}, l_{21}, m_{30}, l_{31}), y_1^n \right). \end{aligned}$$

Declare that $\hat{m}_1 = (\hat{m}_{10}, \hat{m}_{12}, \hat{m}_{13}, \hat{m}_{11})$ has been sent if it is the unique message such that

$$T(\hat{m}_{10}, \hat{m}_{12}, \hat{m}_{13}, \hat{m}_{11}, \hat{m}_{20}, \hat{l}_{21}, \hat{m}_{30}, \hat{l}_{31}) \in \mathcal{T}_\varepsilon^{(n)}(U_1, X_{12}, X_{13}, X_1, U_2, X_{21}, U_3, X_{31}, S_1, Y_1)$$

for some $\hat{m}_{20}, \hat{l}_{21}, \hat{m}_{30}, \hat{l}_{31}$.

Analysis of error probability: Each triple (i, j, k) in (7) corresponds to a certain error event, the probability of which must asymptotically vanish. This can be ensured by any one of several conditions, indexed by j' and k' . The details are deferred to the appendix.

B. Discussion

Different (j', k') in (7) correspond to various ways of interference signal saturation, as first discussed in [14]. Saturation takes place when the total number of interfering codewords exceeds the number of distinguishable sequences, and thus it is not possible to decode the interfering messages. This is illustrated by the example in (8). Let us compare the first and the last terms in the min expression, i.e.,

$$I(S_1; S'_1 | U_3, Q) \quad \text{and} \quad R_{20} + \tilde{R}_{21} + \tilde{R}_{31}.$$

In the noiseless case, S'_1 equals S_1 , and the first term becomes $H(S_1 | U_3, Q)$. In logarithmic scale, this is the size of the set of typical interfering sequences that can appear under the error event in question ($i = 3, j = 3, k = 2$). Saturation occurs if the interfering rate $R_{20} + \tilde{R}_{21} + \tilde{R}_{31}$

exceeds this quantity, and thus increasing the rates does not further increase the set of observed interference sequences. On the other hand, when noise is present, we have

$$\begin{aligned} I(S_1; S'_1 | U_3, Q) &= H(S_1 | U_3, Q) - H(S_1 | U_3, S'_1, Q) \\ &\leq H(S_1 | U_3, Q), \end{aligned}$$

which implies that saturation starts to occur at lower rates than in the noiseless case. Loosely speaking, each interfering sequence takes up more of the observed signal space due to channel noise. Along similar lines, the remaining terms in the min expression in (8) correspond to other modes of (partial) saturation. Thus, we can interpret the choice of (j', k') in condition (7) as switching between different regimes of saturation, and treating the saturated sequences as i.i.d. noise as appropriate. Keep in mind, however, that the entire inner bound is achieved by the same simultaneous non-unique typicality decoder. The distinction of saturation regimes appears only through different ways of analyzing the error probability of the same decoding rule.

It is interesting to note that Theorem 1 contains the following three special cases.

1) *3-DIC inner bound*: It is not hard to see that Theorem 1 subsumes previously known results for the 3-DIC case where $S'_l = S_l$ for all l . The inequalities in (7) for a given triple (i, j, k) are implied by the conditions in [12, Corollary 1]. In fact, Theorem 1 slightly improves upon the results in the deterministic case: For example, comparing the min terms in [12, equation (19)] with those in (8) reveals that terms such as $H(X_{21} | U_2, Q) + H(X_{31} | U_3, Q)$ can be replaced by $H(S_1 | U_2, U_3, Q)$. The improvement comes from the refined proof technique in the appendix.

2) *Point-to-point codes with treating interference as noise*: Inspecting (7), note that

$$\begin{aligned} &I(X_1, X_2, X_3; Y_1 | c_{1i}, c_{21j}, c_{31k}, Q) \\ &\quad - I(S_1; S'_1 | c_{21j'}, c_{31k'}, Q) \\ &= H(Y_1 | c_{1i}, c_{21j}, c_{31k}, Q) \\ &\quad - \underbrace{H(Y_1 | X_1, X_2, X_3, c_{1i}, c_{21j}, c_{31k}, Q)}_{H(S'_1 | S_1, Q)} \\ &\quad - \underbrace{H(S'_1 | c_{21j'}, c_{31k'}, Q)}_{H(Y_1 | X_1, c_{1i}, c_{21j'}, c_{31k'}, Q)} + \underbrace{H(S'_1 | S_1, c_{21j'}, c_{31k'}, Q)}_{H(S'_1 | S_1, Q)} \\ &= I(X_1, c_{21j'}, c_{31k'}; Y_1 | c_{1i}, c_{21j}, c_{31k}, Q), \end{aligned}$$

where the last step relies on the Markov chains $c_{21j} - c_{21j'} - Y_1$ and $c_{31k} - c_{31k'} - Y_1$. Therefore, an equivalent way to write condition (7) is

$$\begin{aligned} \forall i \in \{1:5\}, j \in \{1:3\}, k \in \{1:3\} : \exists j', k' : \\ r_{1i} + r_{21j'} + r_{31k'} \leq I(X_1, c_{21j'}, c_{31k'}; Y_1 | c_{1i}, c_{21j}, c_{31k}, Q) + t_{1i}. \end{aligned} \quad (9)$$

This implies that Theorem 1 includes the achievable rate region attained by point-to-point random codes and treating interference as noise. To see this, set $U_l = X_l$, let $R_{12} = \tilde{R}_{12} = R_{13} = \tilde{R}_{13} = R_{11} = 0$ and $R_{10} = R_1$, and likewise for the other transmitters. Only the cases with $i = 5$ remain, and we choose $j' = k' = 1$. Then condition (9) is implied by

$$\forall j \in \{1:3\}, k \in \{1:3\} : R_1 \leq I(X_1; Y_1, c_{21j}, c_{31k} | Q).$$

Among these, $j = k = 3$ is most stringent, leading to

$$R_1 \leq I(X_1; Y_1 | Q),$$

which is the rate achievable by using point-to-point (non-layered) random codes and treating interference as noise. The same inclusion does not hold in the case of the interference decoding inner bound for the *3-DIC with noisy observations* studied in [14], where the noise in the channel acts on Y_l instead of S_l . In that case, the saturation effects are exploited without taking the noise

into account, which leads to an artificial separation between the channel noise and the combined interference even if the latter is to be treated as noise. In the present case, however, since the noise directly affects the combined interference signal S_l , saturation and noise can be treated jointly as discussed above, and the inefficiency of artificially separating them is avoided.

3) *Han–Kobayashi inner bound*: Finally, when one of the three user pairs is not present, say, the third one ($X_{13} = X_{23} = X_3 = \emptyset$), Theorem 1 recovers the Han–Kobayashi inner bound for the interference channel that consists of the first and second user pair.

To see this, we can simplify the coding scheme as follows. Consider the first transmitter. The Marton penalty term $I(X_{12}; X_{13} | U_1, Q)$ in conditions (2), (3), and (4) vanishes and we can thus choose $\tilde{R}_{12} = R_{12}$ and $\tilde{R}_{13} = R_{13}$, and furthermore, $R_{13} = 0$. The codebooks then have the structure of a superposition code with three layers, namely u_1^n (at rate R_{10}), x_{12}^n (at rate R_{12}), and x_1^n (at rate R_{11}), as depicted in Figure 3(a).

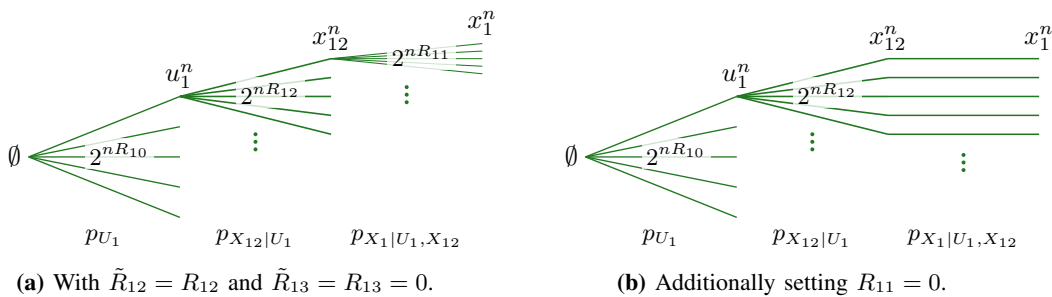


Figure 3. Codebook structure for the first transmitter, when third user pair is not present.

Note that there are constraints in choosing the conditional distributions underlying the superposition code, since x_{12} is tied to x_1 by the channel definition. To implement a general superposition code with two layers as in the Han–Kobayashi scheme, let $R_{11} = 0$. For each x_{12}^n sequence, only a single x_1^n sequence is generated, see Figure 3(b). Since the x_1^n sequences are drawn conditioned on both x_{12}^n and u_1^n , this is the same as generating a superposition codebook with layers u_1^n (at rate R_{10}) and x_1^n (at rate R_{12}).

The receivers in the general scheme perform simultaneous non-unique decoding and will thus act correctly even when the codebook structure is simplified in this fashion. The conditions in Theorem 1 simplify to the conditions in the Han–Kobayashi region.

III. ACKNOWLEDGMENT

The author is grateful to Professors Abbas El Gamal and Young-Han Kim for helpful discussions about the material presented in this paper.

REFERENCES

- [1] T. S. Han and K. Kobayashi, “A new achievable rate region for the interference channel,” *IEEE Trans. Inf. Theory*, vol. 27, no. 1, pp. 49–60, Jan. 1981.
- [2] H.-F. Chong, M. Motani, H. K. Garg, and H. El Gamal, “On the Han-Kobayashi region for the interference channel,” *IEEE Trans. Inf. Theory*, vol. 54, no. 7, pp. 3188–3195, Jul. 2008.
- [3] M. A. Maddah-Ali, A. S. Motahari, and A. K. Khandani, “Communication over MIMO X channels: Interference alignment, decomposition, and performance analysis,” *IEEE Trans. Inf. Theory*, vol. 54, no. 8, pp. 3457–3470, Aug. 2008.
- [4] V. R. Cadambe and S. A. Jafar, “Interference alignment and degrees of freedom of the K -user interference channel,” *IEEE Trans. Inf. Theory*, vol. 54, no. 8, pp. 3425–3441, Aug. 2008.

- [5] A. S. Avestimehr, S. N. Diggavi, and D. N. C. Tse, "A deterministic approach to wireless relay networks," Sep. 2007, presented at the 45th Annual Allerton Conference on Communication, Control, and Computing (Monticello, IL), arXiv:0710.3777.
- [6] —, "Wireless network information flow: A deterministic approach," *IEEE Trans. Inf. Theory*, vol. 57, no. 4, pp. 1872–1905, Apr. 2011.
- [7] B. Bandemer and A. El Gamal, "Interference decoding for deterministic channels," in *Proceedings of ISIT 2010*, Austin, TX, Jun. 2010.
- [8] A. El Gamal and Y.-H. Kim, *Network Information Theory*. Cambridge University Press, 2011.
- [9] A. A. El Gamal and M. H. M. Costa, "The capacity region of a class of deterministic interference channels," *IEEE Trans. Inf. Theory*, vol. 28, no. 2, pp. 343–346, Mar. 1982.
- [10] E. Telatar and D. Tse, "Bounds on the capacity region of a class of interference channels," in *Proceedings of ISIT 2007*, Nice, France, Jun. 2007.
- [11] R. H. Etkin, D. N. C. Tse, and H. Wang, "Gaussian interference channel capacity to within one bit," *IEEE Trans. Inf. Theory*, vol. 54, no. 12, pp. 5534–5562, Dec. 2008.
- [12] B. Bandemer and A. El Gamal, "An achievable rate region for the 3-user-pair deterministic interference channel," in *Proceedings of the 49th Annual Allerton Conference on Communication, Control, and Computing*, Monticello, IL, Sep. 2011, invited paper.
- [13] —, "Communication with disturbance constraints," *IEEE Trans. Inf. Theory*, Nov. 2011, submitted for publication, arXiv:1103.0996.
- [14] —, "Interference decoding for deterministic channels," *IEEE Trans. Inf. Theory*, vol. 57, no. 5, pp. 2966–2975, May 2011, arXiv:1001.4588.
- [15] B. Bandemer, "Coding schemes for deterministic interference channels," Ph.D. dissertation, Stanford University, 2011. [Online]. Available: <http://purl.stanford.edu/sy560th1179>

APPENDIX

ERROR PROBABILITY ANALYSIS

The analysis proceeds analogously to [12] (and more completely, [15]). In particular, conditions (2) to (6) arise from analyzing the error events related to codebook generation. As an example for an error event arising at the decoder, consider

$$\begin{aligned} \mathcal{E} = \{ & (U_1^n(1), X_{12}^n(1, L_{12}^{(1,1,m_{13})}), X_{13}^n(1, l_{13}), X_1^n(1, L_{12}^{(1,1,m_{13})}), l_{13}, m_{11}), \\ & U_2^n(m_{20}), X_{21}^n(m_{20}, l_{21}), U_3^n(1), X_{31}^n(1, l_{31}), S_1^n(m_{20}, l_{21}, 1, l_{31}), Y_1^n) \in \mathcal{T}_\varepsilon^{(n)} \\ & \text{for some } m_{13} \neq 1, l_{13} \notin \mathcal{L}_{13}(1), m_{11}, m_{20} \neq 1, l_{21}, l_{31} \neq L_{31}^{(1,1,1)} \}. \end{aligned} \quad (10)$$

As a representative special case, we show that the condition indexed by $i = 3$, $j = 3$, and $k = 2$ in Theorem 1 as detailed in (8) implies that the probability of this event vanishes asymptotically. In particular, we are going to show the case $j' = 2$, $k' = 1$, i.e., we prove that convergence is a consequence of the second min term in (8). Using the union bound as in [15, Section 5.2.2], the relevant probability satisfies

$$P(\mathcal{E} \cap \mathcal{E}_{\text{eq}}^c | \mathcal{E}_{\text{e}}^c) \leq 2^{n(\bar{R}_{13} + R_{11} + R_{20} + H(U_2|U_1, X_{12}, U_3, Y_1) - H(U_2))} P_2, \quad (11)$$

where \mathcal{E}_{e}^c denotes that no encoding error has occurred (ensured by conditions (2) to (6)), \mathcal{E}_{eq} is defined as in [15], and

$$\begin{aligned} P_2 = P\{ & (u_1^n, x_{12}^n, X_{13}^n(1, l_{13}), X_1^n(1, L_{12}^{(1,1,1)}), l_{13}, m_{11}), \\ & u_2^n, X_{21}^n(m_{20}, l_{21}), u_3^n, X_{31}^n(1, l_{31}), y_1^n) \in \mathcal{T}_\varepsilon^{(n)} \\ & \text{for some } l_{21}, l_{31} \neq L_{31}^{(1,1,1)} \mid \mathcal{E}_{\text{e}}^c, u_1^n, x_{12}^n, u_2^n, u_3^n, y_1^n \}, \end{aligned}$$

where $(u_1^n, x_{12}^n, u_2^n, u_3^n, y_1^n) \in \mathcal{T}_\varepsilon^{(n)}$. We bound P_2 as follows.

$$\begin{aligned} P_2 \leq P\{ & (u_1^n, x_{12}^n, X_{13}^n(1, l_{13}), X_1^n(1, L_{12}^{(1,1,1)}), l_{13}, m_{11}), \\ & u_2^n, u_3^n, y_1^n) \in \mathcal{T}_\varepsilon^{(n)} \mid \mathcal{E}_{\text{e}}^c, u_1^n, x_{12}^n, u_2^n, u_3^n, y_1^n \}, \end{aligned}$$

where the probability is increased by omitting parts of the typicality requirement. This step replaces the application of Corollary A.2 in [15] and simplifies the proof. It also leads to the slight improvement in the deterministic case as discussed above. The following steps are fairly conventional.

$$\begin{aligned}
P_2 &\leq \sum_{\substack{(x_{13}^n, x_1^n) \in \mathcal{T}_\varepsilon^{(n)}(X_{13}, \\ X_1 | u_1^n, x_{12}^n, u_2^n, u_3^n, y_1^n)}} P \{ X_{13}^n(1, l_{13}) = x_{13}^n, \\ &\quad X_1^n(1, L_{12}^{(1,1,1)}, l_{13}, m_{11}) = x_1^n | \\ &\quad \mathcal{E}_c^c, u_1^n, x_{12}^n, u_2^n, u_3^n, y_1^n \} \\ &\leq \sum_{\substack{(x_{13}^n, x_1^n) \in \mathcal{T}_\varepsilon^{(n)}(X_{13}, \\ X_1 | u_1^n, x_{12}^n, u_2^n, u_3^n, y_1^n)}} P \{ X_{13}^n(1, l_{13}) = x_{13}^n | U_1^n(1) = u_1^n \} \\ &\quad P \{ X_1^n(1, L_{12}^{(1,1,1)}, l_{13}, m_{11}) = x_1^n | \\ &\quad u_1^n, x_{12}^n, x_{13}^n \} \\ &\leq 2^{n(H(X_{13}, X_1 | U_1, X_{12}, U_2, U_3, Y_1))} \\ &\quad \cdot 2^{n(-H(X_{13} | U_1) - H(X_1 | U_1, X_{12}, X_{13}))}.
\end{aligned}$$

Substituting back into (11), we have

$$\begin{aligned}
P(\mathcal{E} \cap \mathcal{E}_{\text{cq}} | \mathcal{E}_c^c) &\leq 2^{n(\tilde{R}_{13} + R_{11} + R_{20})} \\ &\quad \cdot 2^{n(H(U_2 | U_1, X_{12}, U_3, Y_1) - H(U_2))} \\ &\quad \cdot 2^{n(H(X_{13}, X_1 | U_1, X_{12}, U_2, U_3, Y_1))} \\ &\quad \cdot 2^{n(-H(X_{13} | U_1) - H(X_1 | U_1, X_{12}, X_{13}))} \\ &= 2^{n(\tilde{R}_{13} + R_{11} + R_{20})} \\ &\quad \cdot 2^{n(-I(X_{12}; X_{13} | U_1) - H(Y_1 | U_1, X_{12}, U_3))} \\ &\quad \cdot 2^{nH(S'_1 | U_2, U_3)},
\end{aligned}$$

which tends to zero as $n \rightarrow \infty$ if

$$\tilde{R}_{13} + R_{11} + R_{20} + H(S'_1 | U_2, U_3) < H(Y_1 | U_1, X_{12}, U_3) + I(X_{12}; X_{13} | U_1).$$

Noting that

$$\begin{aligned}
H(S'_1 | U_2, U_3, S_1) &= H(S'_1 | S_1), \\
H(Y_1 | U_1, X_{12}, U_3, X_1, X_2, X_3) &= H(S'_1 | S_1),
\end{aligned}$$

and subtracting this term from both sides of the last inequality leads to

$$\tilde{R}_{13} + R_{11} + R_{20} + I(S_1; S'_1 | U_2, U_3) < I(X_1, X_2, X_3; Y_1 | U_1, X_{12}, U_3) + I(X_{12}; X_{13} | U_1),$$

which is the second line in (8).

When transitioning from (10) to (11), the union bound was applied to the indices m_{11} , l_{13} and m_{20} , while the indices l_{21} and l_{31} were handled later by omitting terms from the typicality requirement. The latter omission is the technical reason for the saturation effects. By varying which subset of indices $\{m_{20}, l_{21}, l_{31}\}$ is treated by the union bound, we can obtain the remaining lines in (8), corresponding to other modes of saturation. In all cases, the indices m_{11} and l_{13} are treated by the union bound, since they correspond to the intended message and thus saturation is not desirable.