

# kLog: A Language for Logical and Relational Learning with Kernels

Paolo Frasconi<sup>a,c,\*</sup>, Fabrizio Costa<sup>b,c</sup>, Luc De Raedt<sup>c</sup>, Kurt De Grave<sup>c</sup>

<sup>a</sup>*Dipartimento di Sistemi e Informatica, Università degli Studi di Firenze, via di Santa Marta 3, I-50139 Firenze, Italy*

<sup>b</sup>*Institut für Informatik, Albert-Ludwigs-Universität, Georges-Koehler-Allee, Geb 106 D-79110 Freiburg, Germany*

<sup>c</sup>*Departement Computerwetenschappen, Katholieke Universiteit Leuven, Celestijnenlaan 200A B-3001 Heverlee, Belgium*

---

## Abstract

kLog is a logical and relational language for kernel-based learning. It allows users to specify logical and relational learning problems at a high level in a declarative way. It builds on simple but powerful concepts: learning from interpretations, entity/relationship data modeling, logic programming and deductive databases (Prolog and Datalog), and graph kernels. kLog is a statistical relational learning system but unlike other statistical relational learning models, it does not represent a probability distribution directly. It is rather a kernel-based approach to learning that employs features derived from a grounded entity/relationship diagram. These features are derived using a novel technique called *graphicalization*: first, relational representations are transformed into graph based representations; subsequently, graph kernels are employed for defining feature spaces. kLog can use numerical and symbolic data, background knowledge in the form of Prolog or Datalog programs (as in inductive logic programming systems) and several statistical procedures can be used to fit the model parameters. The kLog framework can — in principle — be applied to tackle the same range of tasks that has made

---

<sup>☆</sup>PF was a visiting professor at K.U. Leuven and FC a postdoctoral fellow at K.U. Leuven while this work was initiated

\*Corresponding author

*Email addresses:* p-f@dsi.unifi.it (Paolo Frasconi), costa@informatik.uni-freiburg.de (Fabrizio Costa), Luc.DeRaedt@cs.kuleuven.be (Luc De Raedt), Kurt.DeGrave@cs.kuleuven.be (Kurt De Grave)

statistical relational learning so popular, including classification, regression, multitask learning, and collective classification.

*Keywords:* Logical and relational learning, Statistical Relational learning, kernel methods, Prolog, Deductive databases

---

## 1. Introduction

The field of statistical relational learning (SRL) is populated with a fairly large number of models and alternative representations, a state-of-affairs often referred to as the “SRL alphabet soup” [1, 2]. Even though there are many differences between these approaches, they typically extend a probabilistic representation (most often, a graphical model) with a logical or relational one [3, 4]. The resulting models then define a probability distribution over possible worlds, which are typically (Herbrand) interpretations assigning a truth value to every ground fact. In the machine learning literature [5], interpretations are often used to model relational learning problems because they naturally represent entities (or objects) as well as the relationships amongst them. kLog also adopts the learning from interpretations setting. However, unlike typical statistical relational learning frameworks, kLog does not employ a probabilistic framework but is rather based on linear modeling in a kernel-defined feature space. Using linear modeling and learning from interpretations, we develop a synthetic view of relational learning. In this view, instances, i.e. interpretations, are sampled identically and independently from some unknown but fixed distribution. In the supervised learning setting, they are represented as pairs  $z = (x, y)$  of sets of ground atoms ( $x$  being the inputs,  $y$  the outputs) and the task is to learn a function mapping inputs to outputs.

We use the following general approach to construct a statistical model for supervised learning. First, a feature vector  $\phi(x, y)$  is associated with each interpretation. A *potential* function based on the linear model  $F(x, y) = w^\top \phi(x, y)$  is then used to “score” the interpretation. Prediction (or inference) is the process of maximizing  $F$  with respect to  $y$ . Learning is the process of fitting  $w$  to the available data, typically using some statistically motivated loss function that measures the discrepancy between the prediction  $f(x_i) = \arg \max_y F(x_i, y)$  and the observed output  $y_i$  on the  $i$ -th training instance. Clearly, inference is needed as a subroutine during learning. In principle, a conditional distribution on outputs could be constructed from  $F$ , e.g. as

$P(y|x) = \frac{1}{Z_x} \exp(F(x, y))$  for a properly chosen partition function  $Z_x$ . In this case,  $f(x)$  can be interpreted as the solution of the maximum-a-posteriori (MAP) inference problem. In this paper however, as it happens in other kernel-based approaches to structured output learning (e.g. [6]), we are not directly interested in probabilities.

The above perspective covers a number of commonly used algorithms ranging from propositional to relational learning. To see this, consider first binary classification of categorical attribute-value data. In this case, models such as Naive Bayes, logistic regression, and support vector machines (SVM) can all be constructed to share exactly the same feature space. Using indicator functions on attribute values as features, the three models use a hyperplane as their decision function:  $f(x) = \arg \max_{y \in \{\text{false}, \text{true}\}} w^\top \phi(x, y)$  where for Naive Bayes, the joint probability of  $(x, y)$  is proportional to  $\exp(w^\top \phi(x, y))$ . The only difference between the three models is actually in the way  $w$  is fitted to data: SVM optimizes a regularized functional based on the hinge loss function, logistic regression maximizes the conditional likelihood of outputs given inputs (which can be seen as minimizing a smoothed version of the SVM hinge loss), and Naive Bayes maximises the joint likelihood of inputs and outputs. The last two models are often cited as an example of generative-discriminative conjugate pairs because of the above reasons [7].

When moving up to a slightly richer data type like sequences (perhaps the simplest case of relational data), the three models have well known extensions: Naive Bayes extends to hidden Markov models (HMMs), logistic regression extends to conditional random fields (CRFs) [8], and SVM extends to structured output SVM for sequences [9, 6]. Note that when HMMs are used in the supervised learning setting (in applications such as part-of-speech tagging) the observation  $x$  is the input sequence, and the states form the output sequence  $y$  (which is observed in training data). In the simplest version of these three models,  $\phi(x, y)$  contains a feature for every pair of states (transitions) and a feature for every state-observation pair (emissions). Again, these models all use the same feature space (see e.g. [8] for a detailed discussion).

When moving up to arbitrary relations, the three above models can again be generalized but many complications arise, and the large number of alternative models suggested in the literature has originated the SRL alphabet soup mentioned above. Among generative models, one natural extension of HMMs is stochastic context free grammars [10], which in turn can be extended to stochastic logic programs [11]. More expressive systems include probabilistic

Table 1: Relationship among some statistical relational learning models.

Propositional	Sequences	General relations
Naive Bayes	HMM	Generative MLN
Logistic regression	CRF	Discriminative MLN
SVM	SVM-HMM	M <sup>3</sup> N

relational models (PRMs) [12] and Markov logic networks (MLNs) [13], when trained generatively. Generalizations of SVM for relational structures akin to context free grammars have been also investigated [6]. Among discriminative models, CRFs can be extended from linear chains to arbitrary relations [8], for example in the form of discriminative Markov networks [14] and discriminative Markov logic networks [13]. The use of SVM-like loss functions has also been explored in max-margin Markov networks (M<sup>3</sup>N) [15]. These models can cope with relational data by adopting a richer feature space. Table 1 shows the relationships among some of these approaches. Methods on the same row use similar loss functions, while methods in the same column can be arranged to share the same feature space.

kLog contributes to this perspective as it is a language for generating a set of features starting from a logical and relational learning problem and using these features for learning a (linear) statistical model. To realize this, kLog essentially describes learning problems at three different levels. The first level specifies the logical and relational learning problem. At this level, the description consists of a set of signatures describing the structure of the data and the data itself. The data at this level are then *graphicalized*, that is, the interpretations are transformed into graphs. This leads to the specification of a graph learning problem at the second level. Finally, the graphs are turned into feature vectors using a graph kernel, which leads to a statistical learning problem at the third level.

It is important to realize that this is a very flexible architecture in which only the specification language of the first level is fixed; at this level, we employ an entity/relationship (E/R) model. The second level is then completely determined by the choice of the graph kernel. In the current implementation of kLog that we describe in this paper, we employ the neighborhood sub-graph pairwise distance kernel (NSPDK) of [16] but the reader should keep in mind that other graph kernels can be incorporated. Similarly for learning the linear model at level three we mainly experimented with variants of SVM learners but again it is important to realize that other learners can be plugged

in. This situation is akin to that for statistical relational learning representations such as Markov Logic [13], where a Markov Logic program essentially specifies a set of features that can be used for inference and learning, and for which a multitude of different inference and learning algorithms has been devised (see also Section 6 for a discussion of the relationships between kLog and other SRL systems).

## 2. kLog Semantics

### 2.1. Data model

kLog builds upon logical and relational data representation, which is closely related to the classic E/R data model, a commonly used design tool in database development (see, e.g., [17]). The main ontological assumption is that there are objects and relations in the domain but no functions. kLog is based on clausal logic, is embedded in Prolog, and inherits several syntactic and semantic aspects of Prolog.

kLog learns from *interpretations*. An interpretation is a set of ground atoms. A ground atom  $r(c_1, \dots, c_n)$  is a relation symbol (or predicate name)  $r$  of arity  $n$  followed by an  $n$ -tuple of constants  $c_i$ . Structured terms are not allowed. We denote by  $\mathcal{C}$  the set of constants (objects) in the domain and by  $\mathcal{R}$  the set of relations. An interpretation contains all the atoms that are *true* and all atoms not in the interpretation are assumed to be *false*. It can therefore also be regarded as a set of tuples in a relational database. So, in database terminology, one interpretation corresponds to one *instance* of a relational database describing one possible world (e.g. one molecule or one image). In logic programming terminology, we are using so-called Herbrand interpretations.

Because of the close similarity between the semantics of kLog and databases, we will sometimes borrow expressions from database theory. For example, we will use the term *column* to refer to the set of constants that, in a given interpretation, appear as the  $i$ -th argument in true ground atoms of a certain relation.

kLog makes some assumptions about the domain and about acceptable interpretations. In particular:

**A.1 (*Object types*).** The set of constants  $\mathcal{C}$  is partitioned into an enumerable set of *entity identifiers*  $\mathcal{E}$  (or identifiers for short) and set of *property values*  $\mathcal{V}$ ). Identifiers are themselves partitioned into  $k$  subsets  $\mathcal{E}_1, \dots, \mathcal{E}_k$  called *entity-sets*.

**A.2 (*Finiteness*).** Every interpretation is a *finite* set of atoms.

**A.3 (*Typed relations*).** For every relation, every column consists of either property values or identifiers from one particular entity-set. The type signature for a relation  $r/m \in \mathcal{R}$  is an expression of the form

$$r(\text{name}_1 :: \text{type}_1, \dots, \text{name}_m :: \text{type}_m)$$

where, for all  $j = 1, \dots, m$ ,  $\text{type}_j \in \{\mathcal{E}_1, \dots, \mathcal{E}_k, \mathcal{V}\}$  and  $\text{name}_j$  is the name of the  $j$ -th column of  $r$ . If column  $j$  does not have type  $\mathcal{V}$ , then its name can optionally include a *role field* using the syntax  $\text{name}_j@\text{role}_j$ . If unspecified,  $\text{role}_j$  is set to  $j$  by default.

The type signature is closely related to the type and mode declarations that are typical in logical and relational learning.

**A.4 (*Keys*).** The primary key of every relation consists of the columns whose type belongs to  $\{\mathcal{E}_1, \dots, \mathcal{E}_k\}$ . The *relational arity* of a relation is the length of its primary key. As a special case, relations of zero relational arity are admitted and they must consist of at most a single ground atom in any interpretation<sup>1</sup>.

**A.5 (*E-relations and R-relations*).** For every entity-set  $\mathcal{E}_i$  there is a distinguished relation  $r/m \in \mathcal{R}$  that has relational arity 1 and key of type  $\mathcal{E}_i$ . These distinguished relations are called *E-relations* and describe entity-sets, possibly with  $(m - 1)$  attached properties as satellite data. The remaining  $|\mathcal{R}| - k$  relations are called *R-relations* or *relationships*<sup>2</sup>, which may also have properties. Thus, primary keys for R-relations are tuples of foreign keys.

While the above assumptions put some limitations on the expressiveness of the language, kLog can effectively represent a wide family of interesting relational learning problems. The assumptions made are similar to those made by contemporary logical and relational learning systems [4, 5, 3].

The main difference between the kLog and the E/R data models is perhaps the restriction that primary keys must be tuples of identifiers. As it

---

<sup>1</sup>This kind of relations is useful to represent *global* properties of an interpretation (see Example 3.1).

<sup>2</sup>Note that the word “relationship” specifically refers to the association among entities while “relation” refers the more general association among entities and properties.

will become more clear in the following, identifiers are just placeholders and are kept separate from property values so that learning algorithms will not rely directly on their values to build a decision function<sup>3</sup>.

## 2.2. An Illustration

To illustrate the above framework, consider the E/R diagram shown in the left side of Figure 1. The E/R diagram can be transformed straightforwardly into the following type signatures:

`shape(shapeid::self,color::property,outline::property)` (1)

`in(s1@container::shape,s2@contained::shape)` (2)

The relation `in` is an *R*-relation, while `shape` is an *E*-relation. The type `self` refers to the fact that the first argument of the relation `shape` contains the primary key of the relation itself. Furthermore, all references to the type `shape` will refer to that column. The primary key of `in` consists of the columns `s1` and `s2`, which play the `container` and `contained` roles, respectively. Symmetric or undirected relationships can be declared by careful use of role fields. The middle part of Figure 1 contains one possible interpretation using this E/R diagram or signature. It contains ground atoms such as `shape(0,green,square)`, where `shape` is the relation, `0` an identifier and `green` and `square` two property values.

## 2.3. Extensional and intensional relations

An interpretation is a set of atoms but, as in deductive databases, these atoms can be either listed explicitly, or they can be deduced using rules. In kLog this is realized by distinguishing between *extensional* and *intensional* signatures. In the former case, all atoms have to be listed explicitly; in the latter, they may be defined through definite clauses as used in Prolog and Datalog.

A *definite clause* is an expression of the form  $h :- b_1, \dots, b_m$  where  $h$  and the  $b_i$  are atoms, that is, expressions  $p(t_1, \dots, t_n)$  where  $p$  is a relation of arity  $n$  and the  $t_j$  are terms, that is, constants or variables. As in Prolog, we will use lowercase names for constants and uppercase names for variables. The clause basically states that whenever the  $b_j\theta$  are true for some substitution  $\theta$

---

<sup>3</sup>To make an extreme case illustrating the concept, it makes no sense to predict whether a patient suffers from a certain disease based on his/her social security number.

also  $h\theta$  must be true. Applying a substitution  $\theta = \{V_1/t_1, \dots, V_k/t_k\}$ , where the  $V_j$  are variables and  $t_j$  terms, to an atom  $a$  yields the atom  $a\theta$  where all variables  $V_j$  in  $a$  are simultaneously replaced by the corresponding terms  $t_j$ .

In the previous example, we can now add the intensional predicate `inside` with type signature `inside(container::shape,contained::shape)` using the following definite clauses:

$$\text{inside}(X,Y) \text{ :- } \text{in}(X,Y). \quad (3)$$

$$\text{inside}(X,Y) \text{ :- } \text{in}(X,Z), \text{inside}(Z,Y). \quad (4)$$

The first clause states that whenever  $Y$  is in  $X$ , it is also inside  $X$ . The second states that whenever there exists a  $Z$  such that  $Z$  is in  $X$  and  $Y$  is inside  $Z$  that also  $Y$  is inside  $X$ . Thus these clauses define `inside` as the transitive closure of `in`. In the example of Figure 1, the intensional definition of `inside` is equivalent to the following extensional one:

$$\text{inside}(0,2). \text{inside}(3,4). \text{inside}(1,3). \text{inside}(1,2). \text{inside}(1,4). \text{inside}(1,4).$$

This set of atoms will be computed by kLog using standard techniques of logic programming and deductive databases. Formally speaking, the least Herbrand model of the knowledge base will be computed<sup>4</sup>.

In kLog it will be assumed that clauses are *range-restricted*<sup>5</sup>. Note also that it is assumed that the type signatures of predicates used in clauses match with one another. Furthermore, as kLog is built on top of Prolog it will allow the user to take advantage of many of the extensions of definite clause logic that are built into Prolog.

The ability to specify intensional predicates through clauses is most useful for introducing background knowledge in the learning process. As explained in Section 4.2, features for the learning process are derived from a graph whose vertices are ground facts in the database; hence the ability of declaring rules that specify relations directly translates into the ability of designing and maintaining features in a declarative fashion. This is one key characteristic

---

<sup>4</sup>The implementation of kLog in Yap-Prolog does employ the Prolog execution mechanism extended with tabling to compute the extension of a predicate. Tabling is a reasoning technique that stores or “memoizes” answers to queries and guarantees termination [18].

<sup>5</sup>A predicate is range-restricted if each variable occurring in the head of a clause also occurs in the body of the same clause; this condition ensures that all derived facts are ground.



of kLog and, in our opinion, one of the key reasons behind the success of related systems like Markov logic.

#### 2.4. Statistical setting

When learning from interpretations, we assume that interpretations are sampled identically and independently from a fixed and unknown distribution  $D$ . We denote by  $\{z_i; i \in \mathcal{I}\}$  the resulting data set, where  $\mathcal{I}$  is a given index set (e.g. the first  $n$  natural numbers) that can be thought of as interpretation identifiers. Like in other statistical learning systems, the goal is to use a data sample to make some form of (direct or indirect) inference about this distribution. For the sake of simplicity, throughout this paper we will mainly focus on supervised learning.

In the case of supervised learning, it is customary to think of data as consisting of two separate portions: *inputs* (called predictors or independent variables in statistics) and *outputs* (called responses or dependent variables). In our framework, this distinction is reflected in the set of ground atoms in a given interpretation. That is,  $z_i$  is partitioned into two sets:  $x_i$  (input ground atoms) and  $y_i$  (output ground atoms).

#### 2.5. Supervised learning jobs

A supervised learning job in kLog is a set of relations. We begin defining the semantics of a job consisting of a single relation. Without loss of generality, let us assume that this relation has signature

$$r(\text{name}_1 :: \mathcal{E}_{i(1)}, \dots, \text{name}_n :: \mathcal{E}_{i(n)}, \text{name}_{n+1} :: \mathcal{V}, \dots, \text{name}_{n+m} :: \mathcal{V}) \quad (5)$$

with  $i(j) \in \{1, \dots, k\}$  for  $j = 1, \dots, n$ . Conventionally, if  $n = 0$  there are no identifiers and if  $m = 0$  there are no properties. Note that because of Assumption A.4, if  $n > 0$  and  $m > 0$  then  $r$  represents a function<sup>6</sup> with domain  $\mathcal{E}_{i(1)} \times \dots \times \mathcal{E}_{i(n)}$  and range  $\mathcal{V}^m$ . If  $m = 0$  then  $r$  can be seen as a function with Boolean range.

Having specified a target relation  $r$ , kLog is able to infer the partition  $x \cup y$  of ground atoms into inputs and outputs in the supervised learning setting. The output  $y$  consists of all ground atoms of  $r$  and all ground atoms of any intensional relation  $r'$  which depends on  $r$ . The partition is inferred by analyzing the dependency graphs of Prolog predicates defining intensional

---

<sup>6</sup>However function symbols and complex terms are not allowed in kLog.

relations, using an algorithm reminiscent of the call graph computation in ViPreSS [19].

We assume that the training data is a set of complete interpretations<sup>7</sup>. During prediction, we are given a partial interpretation consisting of ground atoms  $x$ , and are required to *complete* the interpretation by predicting output ground atoms  $y$ . For the purpose of prediction accuracy estimation, we will be only interested in the ground atoms of the target relation (a subset of  $y$ ).

Several situations may arise depending on the relational arity  $n$  and the number of properties  $m$  in the target relation  $r$ , as summarized in Table 2. When  $n = 0$  (see Assumption A.4), the declared job consists of predicting one or more properties of an entire interpretation, when  $n = 1$  one or more properties of certain entities, when  $n = 2$  one or more properties of pairs of entities, and so on. When  $m = 0$  (no properties) we have a binary classification task (where positive cases are ground atoms that belong to the complete interpretation). Multiclass classification can be properly declared by using  $m = 1$  with a categorical property, which ensures mutual exclusiveness of classes. Regression is also declared when  $m = 1$  but in this case the property is numeric. Note that property types (numerical vs. categorical) are automatically inferred by kLog by inspecting the given training data (raising an exception if incompatible types are mixed). An interesting scenario occurs when  $m > 1$  so that two or more properties are to be predicted at the same time. A similar situation occurs when the learning job consists of several target relations. kLog recognizes that such a declaration defines a multitask learning job. However having recognized a multitask job does not necessarily mean that kLog will have to use a multitask learning algorithm capable of taking advantage of correlations between tasks (like e.g. [20]). This is because, by design and in line with the principles of declarative languages, kLog separates “what” a learning job looks like and “how” it is solved by applying a particular learning algorithm. We believe that the separation of concerns at this level permits greater flexibility and extendability and facilitates plugging-in alternative learning algorithms (a.k.a. kLog models) that have the ability of providing a solution to a given job.

---

<sup>7</sup>kLog could be extended to deal with missing data by removing the closed world assumption and requiring some specification of all false groundings.

Table 2: Single relation jobs in kLog.  
Relational arity  $n$

# of properties $m$	0	1	2
0	Binary classification of interpretations	Binary classification of entities	Link prediction
1	Multiclass / regression on interpretations	Multiclass / regression on entities	Attributed link prediction
>1	Multitask on interpretations	Multitask predictions on entities	Multitask attributed link prediction

### 3. Examples

The kLog setting encompasses a relatively large ensemble of machine learning scenarios, as detailed in the following examples, which we order according to growing complexity of the underlying learning task.

**Example 3.1 (Classification of independent interpretations).** *This is the simplest supervised learning problem with structured input data and scalar (unstructured) output. For the sake of concreteness, let us consider the problem of small molecule classification as pioneered in the relational learning setting in [21]. This domain is naturally modeled in kLog as follows. Each molecule corresponds to one interpretation; there is one  $E$ -relation, `atom`, that may include properties such as `element` and `charge`; there is one relationship of relational arity 2, `bond`, that may include a `bond_type` property to distinguish among single, double, and resonant chemical bonds; there is finally a zero-arity relationship, `active`, distinguishing between positive and negative interpretations. A concrete example is given in Section 5.1.*

**Example 3.2 (Regression and multitask learning).** *The above example about small molecules can be extended to the case of regression where the task is to predict a real-valued property associated with a molecule, such as its biological activity or its octanol/water partition coefficient ( $\log P$ ) [22]. Many problems in quantitative structure-activity relationships (QSAR) are actually formulated in this way. The case of regression can be handled simply by introducing a target relation with signature `activity(act::property)`.*

If there are two or more properties to be predicted, one possibility is to declare several target relations, e.g. we might add  $\text{logP}(\text{logp}::\text{property})$ . Alternatively we may introduce a target relation such as:

`target_properties(activity::property, logp::property).`

Multitask learning can be handled trivially by learning independent predictors; alternatively, more sophisticated algorithms that take into account correlations amongst tasks (such as [23]) could be used.

**Example 3.3 (Entity classification).** A more complex scenario is the collective classification of several entities within a given interpretation. We illustrate this case using the classic WebKB domain [24]. The data set consists of Web pages from four Computer Science departments and thus there are four interpretations: `cornell`, `texas`, `washington`, and `wisconsin`. In this domain there are two E-relations: `page` (for webpages) and `link` (for hyper-textual links). Text in each page is represented as a bag-of-words (using the R-relation `has`) and hyperlinks are modeled by the R-relations `link_to` and `link_from`. Text associated with hyperlink anchors is represented by the R-relation `has_anchor`.

The goal is to classify each Web page. There are different data modeling alternatives for setting up this classification task. One possibility is to introduce several unary R-relations associated with the different classes, such as `course`, `faculty`, `project`, and `student`. The second possibility is to add a property to the entity-set `page`, called `category`, and taking values on the different possible categories. It may seem that in the latter case we are just reifying the R-relations describing categories. However there is an additional subtle but important difference: in the first modeling approach it is perfectly legal to have an interpretation where a page belongs simultaneously to different categories. This becomes illegal in the second approach since otherwise there would be two or more atoms of the E-relation `page` with the same identifier.

From a statistical point of view, since pages for the same department are part of the same interpretation and connected by hyperlinks, the corresponding category labels are interdependent random variables and we formally have an instance of a supervised structured output problem [25] (that in this case might also be referred to as collective classification [14]). There are however studies in the literature that consider pages to be independent (e.g. [26]).

**Example 3.4 (One-interpretation domains).** *We illustrate this case on the Internet Movie Database (IMDb) data set. Following the setup in [27], the problem is to predict “blockbuster” movies, i.e. movies that will earn more than \$2 million in their opening weekend. The entity-sets in this domain are movie, studio, and individual. Relationships include acted\_in(actor::individual, m::movie), produced(s::studio, m::movie), and directed(director::individual, m::movie). The target unary relation blockbuster(m::movie) collects positive cases. Training in this case uses a partial interpretation (typically movies produced before a given year). When predicting the class of future movies, data about past movies receipts can be used to construct features (indeed, the count of blockbuster movies produced by the same studio is one of the most informative features [28]).*

*A similar scenario occurs for protein function prediction. Assuming data for just a single organism is available, there is one entity set (protein) and a binary relation interact expressing protein-protein interaction [29, 30].*

**Example 3.5 (Link prediction).** *In this case the goal is to predict whether two (or possibly more) entities are related. One example is the entity-resolution problem studied in [31] where one goal is to predict, for every pair of strings representing author names, whether the two strings refer to the same person.*

## 4. Graphicalization and feature generation

The goal is to map an interpretation  $z = (x, y)$  into a feature vector  $\phi(z) = \phi(x, y) \in \mathcal{F}$ . This enables the application of several supervised learning algorithms that construct linear functions in the feature space  $\mathcal{F}$ . In this context  $\phi(z)$  can be either computed explicitly or defined implicitly, via a kernel function  $K(z, z') = \langle \phi(z), \phi(z') \rangle$ . Kernel-based solutions are very popular, sometimes allow faster computation, and allow infinite-dimensional feature spaces. On the other hand, explicit feature map construction may offer advantages in our setting, in particular when dealing with large scale learning problems (many interpretations) and structured output tasks (exponentially many possible predictions). Our framework is based on two steps: first an interpretation  $z$  is mapped into an undirected labeled graph  $G_z$ ; then a feature vector  $\phi(z)$  is extracted from  $G_z$ . Alternatively, a kernel function on pairs of graphs  $K(z, z') = K(G_z, G_{z'})$  could be computed. The corresponding potential function is then defined directly as  $F(z) = w^\top \phi(z)$  or as a kernel expansion  $F(z) = \sum_i c_i K(z, z_i)$ .

There are several motivations that justify the intermediate graphicalization step. First, and perhaps most importantly, graphicalization is a novel technique that is related to propositionalization, a well-known technique in logical and relational learning [5] to transform a relational representation into a propositional one. The motivation for propositionalization is that one transforms a rich and structured (relational) representation into a simpler and flat representation in order to be able to apply a learning algorithm that works with the simple representation afterwards. To the best of the authors’ knowledge, current propositionalization techniques typically transform graph-based or relational data into an attribute-value learning format, or possibly into a multi-instance learning one<sup>8</sup>, but not into a graph-based one. The graphicalization approach that we introduce does not transform the data into an attribute-value form but rather into a graph-based format. This enables us to use the results on kernels for graph based data, and in this way upgrades these kernels to a full relational representation. Second, there is an extensive literature on graph kernels and virtually all existing solutions can be plugged into the learning from interpretations setting with minimal effort. This includes implementation issues but also the ability to reuse existing theoretical analyses. Third, it is notationally simpler to describe a kernel and feature vectors defined on graphs, than to describe the equivalent counterpart using the Datalog notation.

The graph kernel choice implicitly determines how predicates’ attributes are combined into features.

#### 4.1. Graphicalization procedure

Given an interpretation  $z$ , we construct a bipartite graph  $G_z([V_z, F_z], E_z)$  as follows (see Appendix C for notational conventions and Figure 1 for an example).

**Vertices:** there is a vertex in  $V_z$  for every ground atom of every  $E$ -relation, and there is a vertex in  $F_z$  for every ground atom of every  $R$ -relation. Vertices are labeled by the predicate name of the ground atom, followed by the list of property values. Identifiers in a ground atom do not appear in the labels but they uniquely identify vertices. The tuple

---

<sup>8</sup>In multi-instance learning [32] the examples are sets of attribute-value tuples or sets of feature vectors.



procedure can yield very large graphs. On the other hand we need a general purpose kernel with a flexible bias as to adapt to a wide variety of application scenarios.

In the current implementation we use an extension of a recently introduced ([16]) fast graph kernel called Neighborhood Subgraph Pairwise Distance Kernel (NSPDK). While the original kernel is suitable for sparse graphs with discrete vertex and edge labels, here we propose an extension to deal with a larger class of graphs whose labels are tuples of mixed discrete and numerical types. In the following sections we introduce the notation and give a formal definition of the original as well as the enhanced graph kernel.

#### 4.2.1. Kernel Definition and Notation

The NSPDK is an instance of a decomposition kernel, where “*parts*” are pairs of subgraphs (for more details on decomposition kernels see Appendix D). For a given graph  $G = (V, E)$ , and an integer  $r \geq 0$ , let  $N_r^v(G)$  denote the subgraph of  $G$  rooted in  $v$  and induced by the set of vertices

$$V_r^v \doteq \{x \in V : d^*(x, v) \leq r\}, \quad (6)$$

where  $d^*(x, v)$  is the shortest-path distance between  $x$  and  $v$ <sup>9</sup>. A neighborhood is therefore a topological *ball* with center  $v$ . Let us also introduce the following *neighborhood-pair* relation:

$$R_{r,d} = \{(N_r^v(G), N_r^u(G), G) : d^*(u, v) = d\} \quad (7)$$

that is, relation  $R_{r,d}$  identifies pairs of neighborhoods of radius  $r$  whose roots are exactly at distance  $d$ . We define  $\kappa_{r,d}$  over graph pairs as the decomposition kernel on the relation  $R_{r,d}$ , that is:

$$\kappa_{r,d}(G, G') = \sum_{\substack{A, B \in R_{r,d}^{-1}(G) \\ A', B' \in R_{r,d}^{-1}(G')}} \kappa((A, B), (A', B')) \quad (8)$$

where  $R_{r,d}^{-1}(G)$  indicates the multiset of all pairs of neighborhoods of radius  $r$  with roots at distance  $d$  that exist in  $G$ .

We can now obtain a flexible parametric family of kernel functions by specializing the kernel  $\kappa$ . The general structure of  $\kappa$  is:

$$\kappa((A, B), (A', B')) = \kappa_{root}((A, B), (A', B')) \kappa_{subgraph}((A, B), (A', B')). \quad (9)$$

---

<sup>9</sup>Conventionally  $d^*(x, v) = \infty$  if no path exists between  $x$  and  $v$



In the following we assume

$$\kappa_{root}((A, B), (A', B')) = \mathbf{1}_{\ell(r(A))=\ell(r(A'))} \mathbf{1}_{\ell(r(B))=\ell(r(B'))} \quad (10)$$

where  $\mathbf{1}$  denotes the indicator function,  $r(A)$  is the root of  $A$  and  $\ell(v)$  the label of vertex  $v$ . The role of  $\kappa_{root}$  is to ensure that only neighborhoods centered on the same type of vertex will be compared. Assuming a valid kernel for  $\kappa_{subgraph}$  (in the following Sections we give details on concrete instantiations), we can finally define the NSPK as:

$$K(G, G') = \sum_r \sum_d \kappa_{r,d}(G, G'). \quad (11)$$

For efficiency reasons we consider the zero-extension of  $K$  obtained by imposing an upper bound on the radius and the distance parameter:  $K_{r^*, d^*}(G, G') = \sum_{r=0}^{r^*} \sum_{d=0}^{d^*} \kappa_{r,d}(G, G')$ , that is, we limit the sum of the  $\kappa_{r,d}$  kernels for all increasing values of the radius (distance) parameter up to a maximum given value  $r^*$  ( $d^*$ ). Furthermore we consider a normalized version of  $\kappa_{r,d}$ , that is:  $\hat{\kappa}_{r,d}(G, G') = \frac{\kappa_{r,d}(G, G')}{\sqrt{\kappa_{r,d}(G, G) \kappa_{r,d}(G', G')}}$ , to ensure that relations induced by all values of radii and distances are equally weighted regardless of the size of the induced part sets.

Finally, it is easy to show that the Neighborhood Subgraph Pairwise Distance Kernel is a valid kernel as: 1) it is built as a decomposition kernel over the countable space of all pairs of neighborhood subgraphs of graphs of finite size; 2) the kernel over parts is a valid kernel; 3) the zero-extension to bounded values for the radius and distance parameters preserves the kernel property; and 4) so does the normalization step.

### 4.3. Subgraph Kernels

The role of  $\kappa_{subgraph}$  is to compare pairs of neighborhood graphs extracted from two graphs. The application of the graphicalization procedure to diverse relational datasets can potentially induce graphs with significantly different characteristics. In some cases (i.e. discrete properties domains) an exact matching between neighborhood graphs is appropriate, in other cases however (i.e. continuous properties domains) it is more appropriate to use a *soft* notion of matching.

In the following sections we introduce variants of  $\kappa_{subgraph}$  to be used when the atoms in the relational dataset can maximally have a single discrete or continuous property, or when more general tuples of properties are allowed.

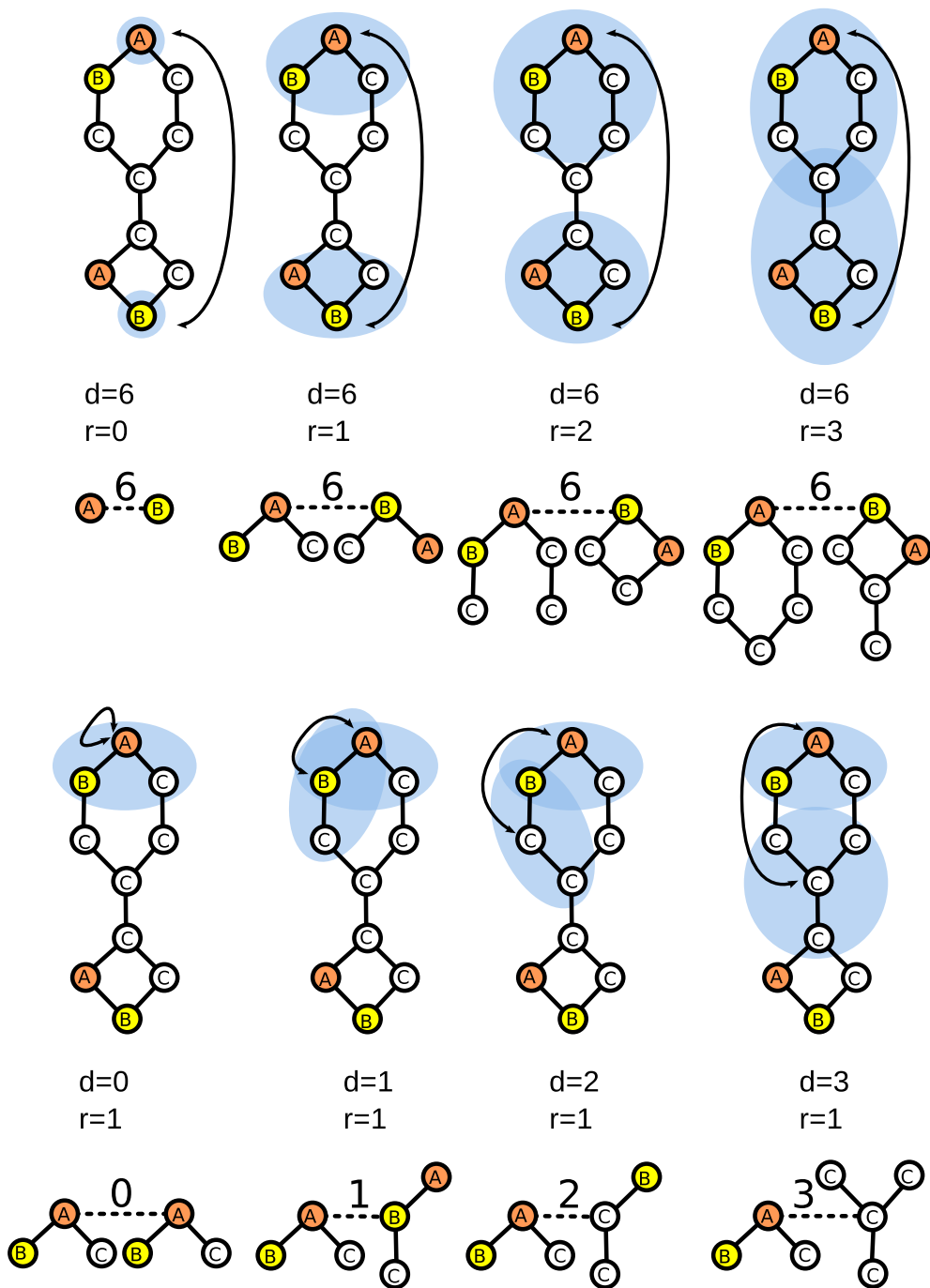


Figure 2: Illustration of NSPDK features. Top: pairs of neighborhood subgraphs at fixed distance 6 for radii 0, 1, 2, and 3. Bottom: pairs of neighborhood subgraphs of fixed radius 1 at distances 0, 1, 2, and 3.

#### 4.4. Exact Graph Matching

An important case is when the atoms, that are mapped by the graphicalization procedure to the vertex set of the resulting graph, can maximally have a single discrete property. In this case an atom  $r(c)$  becomes a vertex  $v$ , whose label is obtained by concatenation of the signature name and the attribute value.

In this case  $\kappa_{\text{subgraph}}$  has the following form:

$$\kappa_{\text{subgraph}}((A, B), (A', B')) = \mathbf{1}_{A \cong A'} \mathbf{1}_{B \cong B'} \quad (12)$$

where  $\mathbf{1}$  denotes the indicator function and  $\cong$  isomorphism between graphs. Note that  $\mathbf{1}_{A \cong A'}$  is a valid kernel between graphs under the feature map  $\phi_{\text{cl}}$  that transforms  $A$  into  $\phi_{\text{cl}}(A)$ , a sequence of all zeros except the  $i$ -th element equal to 1 in correspondence to the identifier for the *canonical representation* of  $A$  [35, 36].

##### 4.4.1. Graph Invariant

Evaluating the kernel in Equation 12 requires as a subroutine graph isomorphism, a problem for which it is unknown whether polynomial algorithms exist. Algorithms that are in the worst case exponential but that are fast in practice do exist [35, 36]. For special graph classes, such as bounded degree graphs [37], there exist polynomial time algorithms. However, since it is hard to limit the type of graph produced by the graphicalization procedure (e.g. cases with very high vertex degree are possible as in general an entity atom may play a role in an arbitrary number of relationship atoms), we prefer an approximate solution with efficiency guarantees based on topological distances similar in spirit to [38].

The key idea is to compute an integer pseudo-identifier for each graph such that isomorphic graphs are guaranteed to bear the same number (i.e., the function is graph invariant), but non-isomorphic graphs are likely to bear a different number. A trivial identity test between the pseudo-identifiers then approximates the isomorphism test. The reader less interested in the technical details of the kernel may want to skip the remainder of this subsection.

We obtain the pseudo-identifier by first constructing a graph invariant encoding  $\mathcal{L}^g(G_h)$  for a rooted neighborhood graph  $G_h$ . Then we apply a hash function  $H(\mathcal{L}^g(G_h)) \rightarrow \mathbb{N}$  to the encoding. Note that we cannot hope to exhibit an efficient certificate for isomorphism in this way, and in general there can be collisions between two non-isomorphic graphs, either because these

are assigned the same encoding or because the hashing procedure introduces a collision even when the encodings are different.

Hashing is not a novel idea in machine learning; it is commonly used e.g. for creating compact representations of molecular structures [39] and has been advocated as a tool for compressing very high dimensional feature spaces [40]. In the present context hashing is mainly motivated by the computational efficiency gained by approximating the isomorphism test.

The graph encoding  $\mathcal{L}^g(G_h)$  that we propose is best described by introducing two new label functions: one for the vertices and one for the edges, denoted  $\mathcal{L}^v$  and  $\mathcal{L}^e$  respectively.  $\mathcal{L}^v(v)$  assigns to vertex  $v$  a lexicographically sorted sequence of pairs composed by a topological distance and a vertex label, that is,  $\mathcal{L}^v(v)$  returns a sorted list of pairs  $\langle \mathcal{D}(v, u), \ell(u) \rangle$  for all  $u \in G_h$ . Moreover, since  $G_h$  is a rooted graph, we can use the knowledge about the identity of the root vertex  $h$  and prepend to the returned list the additional information of the distance from the root node  $\mathcal{D}(v, h)$ . The new edge label is produced by composing the new vertex labels with the original edge label, that is  $\mathcal{L}^e(uv)$  assigns to edge  $uv$  the triplet  $\langle \mathcal{L}^v(u), \mathcal{L}^v(v), \ell(uv) \rangle$ . Finally  $\mathcal{L}^g(G_h)$  assigns to the rooted graph  $G_h$  the lexicographically sorted list of  $\mathcal{L}^e(uv)$  for all  $uv \in E(G_h)$ . In words: we relabel each vertex with a sequence that encodes the vertex distance from all other (labeled) vertices (plus the distance from the root vertex); the graph encoding is obtained as the sorted edge list, where each edge is annotated with the endpoints’ new labels. For a proof that  $\mathcal{L}^g(G_h)$  is graph invariant, see [41, p. 53].

We finally resort to a Merkle-Damgård construction based hashing function for variable-length data to map the various lists to integers, that is, we map the distance-label pairs, the new vertex labels, the new edge labels and the new edge sequences to integers (in this order). Note that it is trivial to control the size of the feature space by choosing the hash codomain size (or alternatively the bit size for the returned hashed values)<sup>10</sup>.

#### 4.5. Soft Matches

The idea of counting exact neighborhood subgraphs matches to express graph similarity is adequate when the graphs are sparse (that is, when the edge and the vertex set sizes are of the same order) and when the maximum

---

<sup>10</sup>Naturally there is a tradeoff between the size of the feature space and the number of hash collisions.

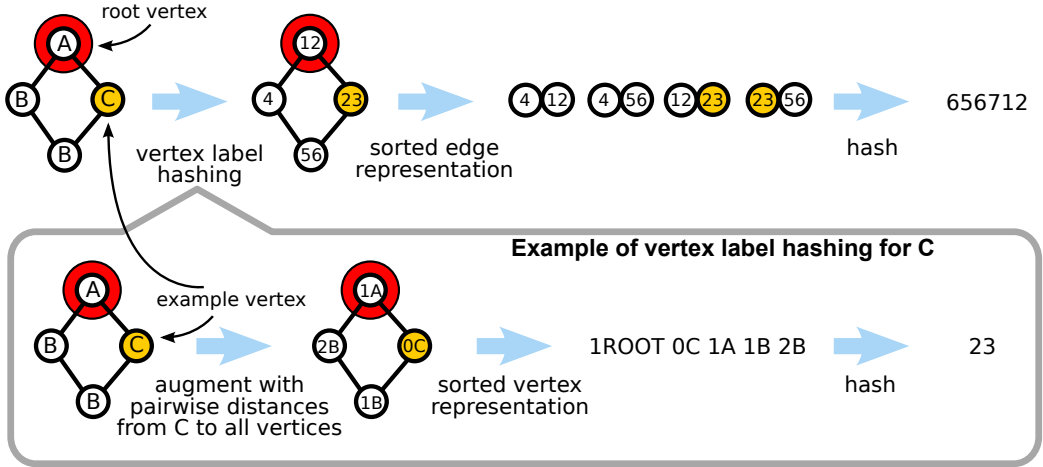


Figure 3: Graph invariant computation: the graph hash is computed as the hash of the sorted list of edge hashes. An edge hash is computed as the hash of the sequence of the two endpoints hashes and the edge label. The endpoint hash is computed as the hash of the sorted list of distance-vertex label pairs.

vertex degree is low. However, when the graph is not sparse or some vertices exhibit large degrees, the likelihood that two neighborhoods match exactly quickly approaches zero, hence the similarity notion becomes degenerated<sup>11</sup>. In these cases a better solution is to relax the all-or-nothing type of match and allow for a partial or *soft* match between subgraphs. Although there exist several graph kernels that allow this type of match, they generally suffer from very high computational costs [42]. To ensure efficiency, we use an idea introduced in the Weighted Decomposition Kernel ([43]): given a subgraph, we consider only the multinomial distribution (i.e. the histogram) of the labels, discarding all structural information. In the soft match kernel, the comparison between two pairs of neighborhood subgraphs is replaced

<sup>11</sup>A concrete example is when text information associated to a document is modeled explicitly, i.e. when word entities are linked to a document entity: in this case the degree corresponds to the document vocabulary size.

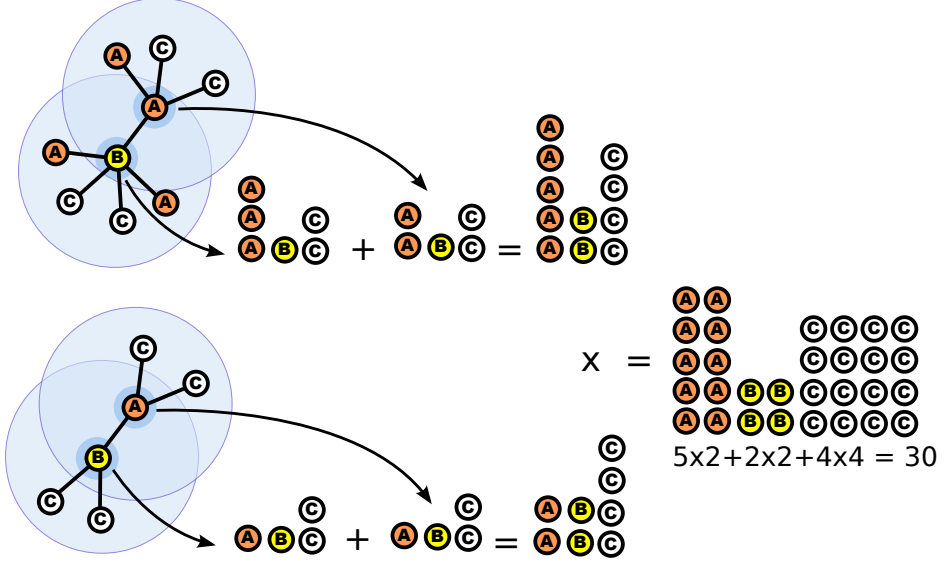


Figure 4: Illustration of the soft matching kernel. Only features generated by a selected pair of vertices are represented: vertices A and B at distance 1 yield a multinomial distribution of the vertex labels in neighborhoods of radius 1. On the right we compute the contribution to the kernel value by the represented features.

by<sup>12</sup>:

$$\kappa_{\text{subgraph}}((A, B), (A', B')) = \sum_{\substack{v \in V(A) \cup V(B) \\ v' \in V(A') \cup V(B')}} \mathbf{1}_{\ell(v)=\ell(v')} \quad (13)$$

where  $V(A)$  is the set of vertices of  $A$ . In words, we count the vertices that share the same label in either one or the other of the neighbourhood subgraphs.

#### 4.6. Tuples of properties

A standard assumption in graph kernels is that vertex and edge labels are elements of a discrete domain. However, in kLog the information associated with vertices is a tuple that can contain both discrete and real values. Here

<sup>12</sup>Note that the pair of neighborhood subgraphs are considered jointly, i.e. the label multisets are extracted independently from each subgraph in the pair and then combined together.

we extend the NSPDK model to allow both a hard and a soft match type over graphs with multiple properties of mixed types.

The general structure of the kernel on the subgraph can be written as:

$$\kappa_{subgraph}((A, B), (A', B')) = \sum_{\substack{v \in V(A) \cup V(B) \\ v' \in V(A') \cup V(B')}} \mathbf{1}_{\ell(v)=\ell(v')} \kappa_{tuple}(v, v') \quad (14)$$

where, for an atom<sup>13</sup>  $r(c_1, c_2, \dots, c_m)$  mapped into vertex  $v$ ,  $\ell(v)$  returns the signature name  $r$ .  $\kappa_{subgraph}$  is a kernel that is defined over sets of vertices (atoms) and can be decomposed in a part that ensures matches between atoms with the same signature name, and a second part that takes into account the tuple of property values. In particular, depending on the type of property values and the type of matching required, we obtain the following cases.

**Soft match for discrete tuples** We consider each element of the tuple independently:

$$\kappa_{tuple}(v, v') = \sum_d \mathbf{1}_{prop_d(v)=prop_d(v')} \quad (15)$$

where for an atom  $r(c_1, c_2, \dots, c_d, \dots, c_m)$  mapped into vertex  $v$ ,  $prop_d(v)$  returns the property value  $c_d$ .

**Hard match for discrete tuples** We replace the label  $\ell(v)$  in Equation 14 with the labeling procedure  $\mathcal{L}^v$  as detailed in Section 4.4.1. In this way each vertex receives a canonical label that uniquely identifies it in the neighborhood graph. Finally we consider each element of the tuple jointly:

$$\kappa_{tuple}(v, v') = \prod_d \mathbf{1}_{prop_d(v)=prop_d(v')} \quad (16)$$

where the symbols have the same meaning as in the *soft match for discrete tuples* case. In practice this is equivalent to the hard match as detailed in Section 4.4 where the property value is replaced with the concatenation of all property values in the tuple.

---

<sup>13</sup>We remind the reader that in the graphicalization procedure we remove the primary and foreign keys from each atom, hence the only information available at the graph level are the signature name and the properties values.

**Soft match for real tuples** To upgrade the soft match kernel to tuples of real values we replace the exact match with the standard product<sup>14</sup>. The kernel on the tuple then becomes:

$$\kappa_{tuple}(v, v') = \sum_c prop_c(v) \cdot prop_c(v') \quad (17)$$

**Hard match for real tuples** We proceed in an analogous fashion as for the *hard match for discrete tuples*, but we combine the real valued tuple of corresponding vertices with the standard product as in Equation 17. That is, we replace the label  $\ell(v)$  in Equation 14 with the labeling procedure  $\mathcal{L}^v$  and we use:

$$\kappa_{tuple}(v, v') = \sum_c prop_c(v) \cdot prop_c(v'). \quad (18)$$

**Soft match for mixed discrete and real tuples** When dealing with tuples of mixed discrete and real values, the contribution of the kernels on the separate collections of discrete and real attributes are combined via summation:

$$\kappa_{tuple}(v, v') = \sum_d \mathbf{1}_{prop_d(v)=prop_d(v')} + \sum_c prop_c(v) \cdot prop_c(v') \quad (19)$$

where indices  $d$  and  $c$  run exclusively over the discrete and continuous properties respectively.

**Hard match for mixed discrete and real tuples** In an analogous fashion, provided that  $\ell(v)$  in Equation 14 is replaced with the labeling procedure  $\mathcal{L}^v$ , as detailed in Section 4.4.1, we have:

$$\kappa_{tuple}(v, v') = \prod_d \mathbf{1}_{prop_d(v)=prop_d(v')} + \sum_c prop_c(v) \cdot prop_c(v') \quad (20)$$

In this way each vertex receives a canonical label that uniquely identifies it in the neighborhood graph. The discrete labels of corresponding vertices are concatenated and matched for identity, while the real tuples of corresponding vertices are combined via the standard dot product.

---

<sup>14</sup>Note that this is equivalent to collecting all numerical properties of a vertex's tuple in a vector and then employ the standard dot product between vectors.



#### 4.6.1. Domain Knowledge Bias via Kernel Points

At times it is convenient, for efficiency reasons or to inject domain knowledge into the kernel, to be able to explicitly select the neighborhood subgraphs. We provide a way to do so, declaratively, by introducing the set of *kernel points*, a subset of  $V(G)$  which includes all vertices associated with ground atoms of some specially marked signatures. We then redefine the relation  $R_{r,d}(A, B, G)$  used in Equation 8 like in Section 4.2.1 but with the additional constraints that the roots of  $A$  and  $B$  be kernel points.

Kernel points are typically vertices that are believed to represent information of high importance for the task at hand. Vertices that are not kernel points contribute to the kernel computation only when they occur in the neighborhoods of kernel points. In kLog, kernel points are declared as a list of domain relations: all vertices that correspond to ground atoms of these relations become kernel points.

#### 4.6.2. Viewpoints and i.i.d. view

The above approach effectively defines a kernel over interpretations

$$K(z, z') = K(G_z, G_{z'})$$

where  $G_z$  is the result of graphicalization applied to interpretation  $z$ . For learning jobs such as classification or regression on interpretations (see Table 2), this kernel is directly usable in conjunction with plain kernel machines like SVM. When moving to more complex jobs involving e.g. classification of entities or tuples of entities, the kernel induces a feature vector  $\phi(x, y)$  suitable for the application of a structured output technique where  $f(x) = \arg \max_y w' \phi(x, y)$ . Alternatively, we may convert the structured output problem into a set of i.i.d. subproblems as follows. For simplicity, assume the learning job consists of a single relation  $r$  of relational arity  $n$ . We call each ground atom of  $r$  a *case*. Intuitively, cases correspond to training targets or prediction-time queries in supervised learning. Usually an interpretation contains several cases corresponding to specific entities such as individual Web pages (as in Section 3.3) or movies (as in Section 3.4), or tuples of entities for link prediction problems (as in Section 3.5). Given a case  $c \in y$ , the *viewpoint* of  $c$ ,  $W_c$ , is the set of vertices that are adjacent to  $c$  in the graph (see bottom of Figure 6 for an illustration). We then consider the mutilated graph  $G_c$  where all vertices in  $y$ , except  $c$ , are removed. We then define a kernel  $\hat{\kappa}$  on mutilated graphs like the NSPK but with the additional constraint

that the first endpoint must be in  $W_c$ , using the decomposition

$$\hat{R}_{r,d} = \{(A, B, G_c) : N_r^v, N_r^u, v \in W_c, d^*(u, v) = d\}$$

We obtain in this way a kernel “centered” around case  $c$ :

$$\hat{K}(G_c, G'_{c'}) = \sum_{r,d} \sum_{\substack{A, B \in \hat{R}_{r,d}^{-1}(G_c) \\ A', B' \in \hat{R}_{r,d}^{-1}(G'_{c'})}} \delta(A, A') \delta(B, B')$$

and finally we let

$$K(G, G') = \sum_{c \in y, c' \in y'} \hat{K}(G_c, G'_{c'})$$

This kernel corresponds to the potential

$$F(x, y) = w' \sum_c \hat{\phi}(x, c)$$

which is clearly maximized by maximizing, independently, all sub-potentials  $w' \hat{\phi}(x, c)$  with respect to  $c$ .

By following this approach we do not obtain a collective prediction (individual ground atoms are predicted independently). Still, even in this reduced setting, the kLog framework can be exploited in conjunction with meta-learning approaches that surrogate collective prediction. For example Prolog predicates in intensional signatures can effectively be used as expressive relational templates for stacked graphical models [44] where input features for one instance are computed from predictions on other related instances. Results in Section 5.2 for the “partial information” setting are obtained using a special form of stacking.

## 5. kLog in practice

In this section we illustrate the use of kLog in a number of application domains. kLog is currently embedded in Yap Prolog and consists of three main components: (1) a domain-specific interpreter, (2) a database loader, and (3) a library of predicates that are used to specify the learning task, to declare the learning model, and to perform training, prediction, and performance evaluation. A domain specification is a set of signature declarations (see Section 2), possibly enriched with intensional and auxiliary predicates.

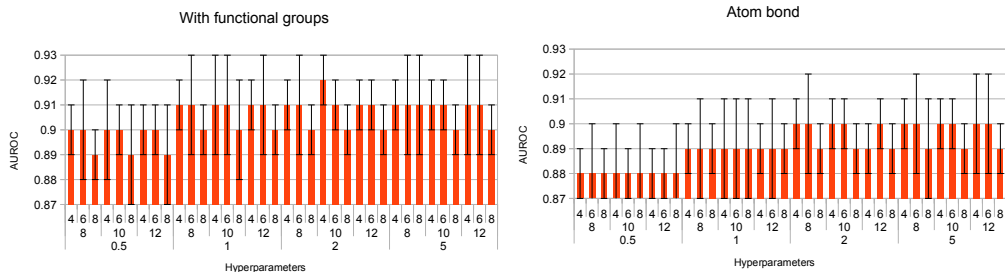


Figure 5: Results (AUROC, 10-fold cross-validation) on the Bursi data set with (left) and without (right) functional groups. Lines on the  $x$  axis indicate kernel and SVM hyperparameters (from top to bottom: maximum radius  $R$ , maximum distance  $D$ , and regularization parameter  $C$ ).

The database loader reads in a file containing extensional ground facts and generates a graph for each interpretation, according to the procedure outlined in Section 4. The library includes common utilities for training and testing. Most of kLog is written in Prolog except feature vector generation and training, which is written in C++. kLog can interface with several solvers for parameter learning including LibSVM [45] and SVM Stochastic gradient descent [46]. All experimental results reported in this section were obtained using LibSVM in binary classification, multiclass, or regression mode, as appropriate.

### 5.1. Predicting a single property of one interpretation

We now expand the ideas outlined in Example 3.1. Predicting the biological activity of small molecules is a major task in chemoinformatics and can help drug development [47] and toxicology [48, 49]. Most existing graph kernels have been tested on data sets of small molecules (see e.g. [50, 39, 51, 52, 53]). From the kLog perspective the data consists of several interpretations, one for each molecule. In the case of binary classification (e.g. active vs. nonactive), there is a single target predicate whose truth state corresponds to the class of the molecule. To evaluate kLog we used two data sets. The Bursi data set [54] consists of 4,337 molecular structures with associated mutagenicity labels (2,401 mutagens and 1,936 nonmutagens) obtained from a short-term in vitro assay that detects genetic damage. The Biodegradability data set [55] contains 328 compounds and the regression task is to predict their half-life for aerobic aqueous biodegradation starting from molecular structure and global molecular measurements.

Table 3: Results on biodegradability.

Setting	RMSE	SCC	MAPE
Functional groups	$1.07 \pm 0.01$	$0.54 \pm 0.01$	$14.01 \pm 0.08$
Atom bonds	$1.13 \pm 0.01$	$0.48 \pm 0.01$	$14.55 \pm 0.12$

Appendix B.2 shows a fragment of kLog domain specification for Bursi. Relevant predicates in the extensional database are **a/2**, **b/3** (atoms and bonds, respectively, extracted from the chemical structure), **sub/3** (functional groups, computed by DMax Chemistry Assistant [56, 57]), **fused/3**, **connected/4** (direct connection between two functional groups), **linked/4** (connection between functional groups via an aliphatic chain). Aromaticity (used in the bond-type property of **b/3**) was also computed by DMax Chemistry Assistant. The intensional signatures essentially serve the purpose of simplifying the original data representation. For example **atm/2** omits some entities (hydrogen atoms), and **fg\_fused/3** replaces a list of atoms by its length. The target relation **mutagenic** has relational arity zero since it is a property of the whole interpretation. As shown in Figure 5, results are relatively stable with respect to the choice of kernel hyperparameter (maximum radius and distance) and SVM regularization and essentially match the best results reported in [16] (AUROC  $0.92 \pm 0.02$ ) even without composition with a polynomial kernel. These results are not surprising since the graphs generated by kLog are very similar in this case to the expanded molecular graphs used in [16].

kLog code for biodegradability is similar but being a regression task we have a target relation declared as

signature **biodegradation**(*half-life::property*)::extensional.

We estimated prediction performance by repeating five times a ten-fold cross validation procedure as described in [55] (using exactly the same folds in each trial). Results — rooted mean squared error (RMSE), squared correlation coefficient (SCC), and mean absolute percentage error (MAPE) — are reported in Table 3. For comparison, the best RMSE obtained by kFOIL on this data set (and same folds) is  $1.14 \pm 0.04$  (kFOIL was shown to outperform Tilde and S-CART in [58]).

### 5.2. Link prediction

We illustrate kLog in the well known University of Washington domain, where the task consists of predicting which students are advised by which pro-

fessors given background information such as paper authorship, enrollment data, and courses. The data set was originally created to illustrate feature declaration for a link prediction task using Markov logic [13]. Features analogous to those in Markov logic are easy to declare in kLog. For example a useful feature of a given student-professor pair could be whether they co-authored a paper, which is obtainable in kLog by signature `on_same_paper(s::student,p` (see code in Appendix B.1). It is similarly easy to count the number of common papers using the code snippet below:

```

1 signature n_common_papers(s::student,p::professor,n::property)::intensional.
2 n_common_papers(S,P,N) :-
3     student(S), professor(P),
4     setof(Pub, (publication(Pub, S), publication(Pub,P)), CommonPapers),
5     length(CommonPapers,N).

```

Unlike Markov logic features (which are counts of true ground atoms of formulae in the given interpretation), kLog features combine deduced facts into more complex features thanks to the graph kernel. Figure 6 shows a fragment of the AI group interpretation in the UWCSE domain. Dashed diamonds are nodes corresponding to the target relation and not used for feature generation.

To assess kLog behavior we evaluated prediction accuracy according to the leave-one-research-group-out setup of [13], using the script of Appendix B.1 together with a NSPDK kernel with distance 2, radius 2, and soft match. Comparative results with respect to Markov logic are reported in Figure 7 (MLN results published in [13]). The whole 5-fold procedure runs in about 20 seconds on a 2.5GHz single core. Compared to MLNs, kLog in the current implementation has the disadvantage of not performing collective assignment but the advantage of defining more powerful features thanks to the graph kernel. Additionally, MLN results use a much larger knowledge base. The advantage of kLog over MLN in Figure 7 is due to the more powerful feature space. Indeed, when setting the graph kernel distance and radius to 0 and 1, respectively, the feature space has just one feature for each ground signature, in close analogy to MLN. In this case, the performance (area under recall-precision curve, AURPC) of kLog using the same set of signatures drops dramatically from 0.28 to 0.09. In a second experiment we predicted the relation `advised_by` starting from partial information (i.e. when relations `Student` (and its complement `Professor`) are unknown, as in [13]). In this

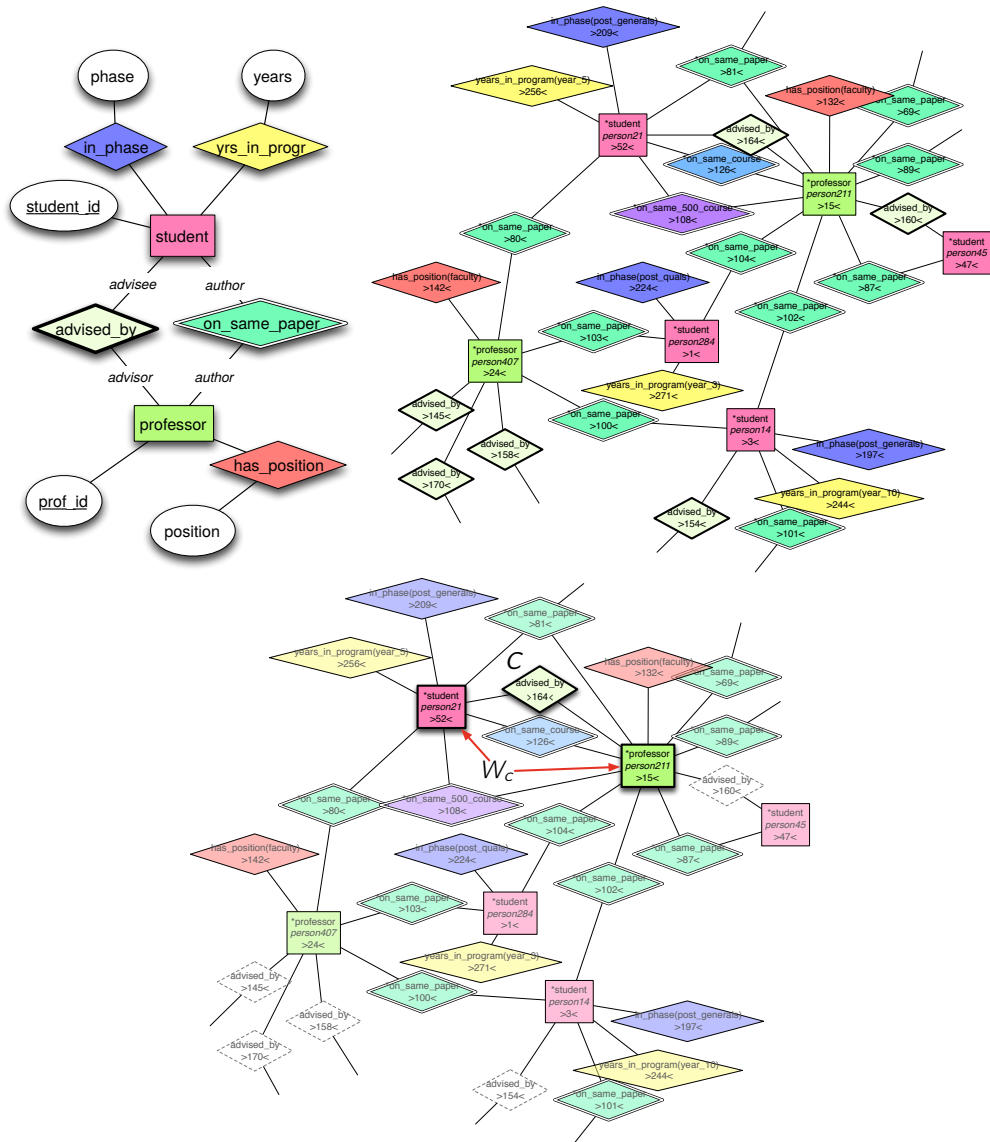


Figure 6: Simplified UWCSE domain. Top Left: E/R diagram; top right: fragment on the AI interpretation. Bottom: same fragment showing a sample viewpoint ( $W_c$ ) and the corresponding mutilated graph where removed vertices are grayed out and the target case  $c$  highlighted.

case we created a pipeline of two predictors. Our procedure is reminiscent of stacked generalization [59]. In the first stage a leave-one-research-group-out cross-validation procedure applied to the training data to obtain predicted groundings for **Student** (a binary classification task on entities). Predicted groundings are then fed to the second stage which predicts the binary relation **advised\_by**. The overall procedure is repeated using one research group at the time for testing. Results are reported in Figure 8.

Since kLog is embedded in the programming language Prolog, it is easy to use the output of one learning task as the input for the next one as illustrated in the pipeline. This is because both the inputs and the outputs are relations. Relations are treated uniformly regardless of whether they are defined intensionally, extensionally, or are the result of a previous learning run. Thus kLog satisfies what has been called the *closure* principle in the context of inductive databases [60, 61]; it is also this principle together with the embedding of kLog inside a programming language (Prolog) that turns kLog into a true programming language for machine learning [62, 63, 64]. Such programming languages possess — in addition to the usual constructs — also primitives for learning, that is, to specify the inputs and the outputs of the learning problems. In this way they support the development of software in which machine learning is embedded without requiring the developer to be a machine learning expert. The development of such languages is a long outstanding research question according to Mitchell [62].

### 5.3. Entity classification

The WebKB data set [24] has been widely used to evaluate relational methods for text categorization. It consists of academic Web pages from four computer science departments and the task is to identify the category (such as student page, course page, professor page, etc). Figure 9 shows the E/R diagram used in kLog. One of the most important relationships in this domain is **has**, that associates words to web pages. After graphicalization, vertices representing webpages have large degree (at least the number of words), making the standard NSPDK of [16] totally inadequate: even by setting the maximum distance  $D = 1$  and the maximum radius  $R = 2$ , the hard match would essentially create a distinct feature for every page. In this domain we can therefore appreciate the flexibility of the kernel defined in Section 4.2. In particular, the soft match kernel creates histograms of word occurrences in the page, which is very similar to the bag-of-words (with counts) representation that is commonly used in text categorization problems. The

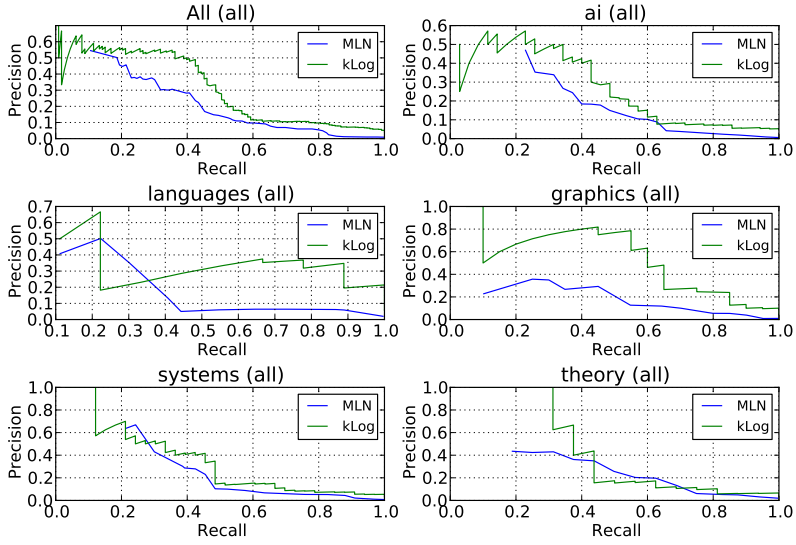


Figure 7: Comparison between kLog and MLN on the UWCSE domain (all information).

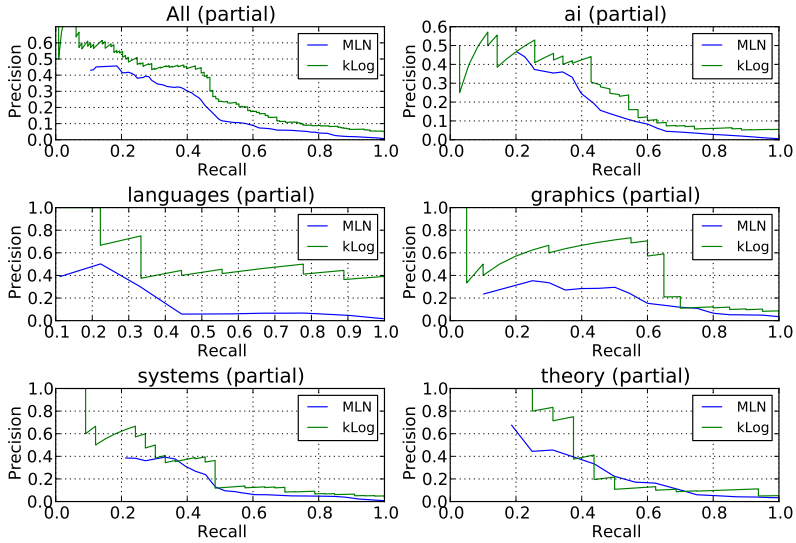


Figure 8: Comparison between kLog and MLN on the UWCSE domain (partial information).



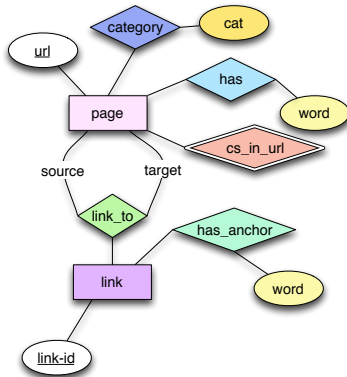


Figure 9: WebKB domain.

Table 4: Results on WebKB: contingency table, accuracy, precision, recall, and  $F_1$  measure per class. Last row reports micro-averages.

	research	faculty	course	student	A	P	R	$F_1$
research	59	11	4	15	0.94	0.66	0.70	0.68
faculty	9	125	2	50	0.91	0.67	0.82	0.74
course	0	0	233	0	0.99	1.00	0.95	0.98
student	16	17	5	493	0.90	0.93	0.88	0.91
Average					0.88	0.89	0.88	0.88

additional signature `cs_in_url` embodies common sense background knowledge that many course web pages contains the string “cs” followed by some digits and is intensionally defined using a Prolog predicate that holds true when the regular expression `:cs(e*)[0-9]+:` matches the page URL.

Empirical results using only four Universities (Cornell, Texas, Washington, Wisconsin) in the leave-one-university-out setup are reported in Table 4.

#### 5.4. Domains with a single interpretation

The Internet Movie Database (IMDb) collects information about movies and their cast, people, and companies working in the motion picture industry. We focus on predicting, for each movie, whether its first weekend box-office receipts is over US\$2 million, a learning task previously defined in [27, 65]. The learning setting defined so far (learning from independent interpretations) is not directly applicable since train and test data must necessarily

occur within the same interpretation. The notion of *slicing* in kLog allows us to overcome this difficulty. A *slice system* is a partition of the true ground atoms in a given interpretation:  $z = \{z(i_1), \dots, z(i_n)\}$  where the disjoint sets  $z(j)$  are called *slices* and the index set  $I = \{i_1, \dots, i_n\}$  is endowed with a total order  $\preceq$ . For example, a natural choice for  $I$  in the IMDb domain is the set of movie production years (e.g.  $\{1996, \dots, 2005\}$ ), where the index associated with a ground atom of an entity such as **actor** is the debut year.

In this way, given two disjoint subsets of  $I$ ,  $T$  and  $S$ , such that  $\max_{\preceq}(T) \preceq \min_{\preceq}(S)$ , it is reasonable during training to use for some index  $t \in T \setminus \{\min_{\preceq}(T)\}$  the set of ground atoms  $\{x(i) : i \in T \wedge i \preceq t\}_t \cup \{y(i) : i \in T \wedge i \prec t\}_t$  (where  $i \prec t$  iff  $i \preceq t$  and  $i \neq t$ ) as the input portion of the data, and  $\{y(t)\}_t$  as the output portion (targets). Similarly, during testing we can for each  $s \in S$  use the set of ground atoms  $\{x(i) : i \in S \wedge i \preceq s\}_s \cup \{y(i) : i \in S \wedge i \prec s\}_s$  for predicting  $\{y(s)\}_s$ .

The kLog data set was created after downloading the whole database from <http://www.imdb.com>. Adult movies, movies produced outside the US, and movies with no opening weekend data were discarded. Persons and companies with a single appearance in this subset of movies were also discarded. The resulting data set is summarized in Table 5. We modeled the domain in kLog using extensional signatures for movies, persons (actors, producers, directors), and companies (distributors, production companies, special effects companies). We additionally included intensional signatures counting, for each movie the number of companies involved also in other blockbuster movies. We sliced the data set according to production year, and starting from year  $y = 1997$ , we trained on the frame  $\{y - 1, y - 2\}$  and tested on the frame  $\{y\}$ . Results (area under the ROC curve) are summarized in Table 5 and they are on par with relational learners based on collective classification [27].

## 6. Related work

As kLog is a language for logical and relational learning with kernels it is related to work on inductive logic programming, to statistical relational learning, to graph kernels and to propositionalization. We now discuss each of these lines of work and their relation to kLog.

First, the underlying representation of the data that kLog employs at the first level is very close to that of standard inductive logic programming systems such as Progol [66], Aleph [67], and Tilde [68] in the sense that the

Table 5: Results on the IMDb data set. Years 1995 and 1996 were only used for training.

Year	# Movies	# Facts	AUROC
1995	74	2483	—
1996	223	6406	—
1997	311	8031	0.86
1998	332	7822	0.93
1999	348	7842	0.89
2000	381	8531	0.96
2001	363	8443	0.95
2002	370	8691	0.93
2003	343	7626	0.95
2004	371	8850	0.95
2005	388	9093	0.92
All			$0.93 \pm 0.03$

input is essentially (a variation of) a Prolog program for specifying the data and the background knowledge. Prolog allows us to encode essentially any program as background knowledge. The E/R model used in kLog is related to the Probabilistic Entity Relationship models introduced by Heckerman et al. in [69]. The signatures play a similar role as the notion of a declarative bias in inductive logic programming [5]. The combined use of the E/R model and the graphicalization has provided us with a powerful tool for visualizing both the structure of the data (the E/R diagram) as well as specific cases (through their graphs). This has proven to be very helpful when preparing datasets for kLog. On the other hand, due to the adoption of a database framework, kLog does not allow for using functors in the signature relations (though functors can be used inside predicates needed to compute these relations inside the background knowledge). This contrasts with some inductive logic programming systems such as Progol [66] and Aleph [67].

Second, kLog is related to many existing statistical relational learning systems such as Markov Logic [13], Probabilistic Similarity Logic [70], Probabilistic Relational Models [71], Bayesian Logic Programs [72] and ProbLog [73] in that the representations of the inputs and outputs are essentially the same, that is, both in kLog and in statistical relational learning systems inputs are partial interpretations which are completed by predictions. What kLog and statistical relational learning techniques have in common is that they both construct (implicitly or explicitly) graphs representing the in-

stances. For statistical relational learning methods such as Markov Logic [13], Probabilistic Relational Models [71], and Bayesian Logic Programs [72] the knowledge based model construction process will result in a graphical model (Bayesian or Markov network) for each instance representing a class of probability distributions while in kLog the process of graphicalization results in a graph representing an instance by unrolling the E/R-diagram. Statistical relational learning systems then learn a probability distribution using the features and parameters in the graphical model, while kLog learns a function using the features derived by the kernel from the graphs. A difference between these statistical relational learning models and kLog is that the former do not really have a second level as does kLog. Indeed, the knowledge base model construction process directly generates the graphical model that includes all the features used for learning, while in kLog these features are derived from the graph kernel. While statistical relational learning systems have been commonly used for collective learning, this is still a question for further research within kLog. A combination of structured-output learning [6] and iterative approaches (as incorporated in the EM algorithm) can form the basis for further work in this direction.

kLog builds also upon the many results on learning with graph kernels, see [74] for an overview. A distinguishing feature of kLog is, however, that the graphs obtained by graphicalizing a relational representation contain very rich labels, which can be both symbolic and numeric. This contrasts with the kind of graphs needed to represent for instance small molecules. In this regard, kLog is close in spirit to the work of [75], who define a kernel on hypergraphs, where hypergraphs are used to represent relational interpretations. A further key difference is, however, that a key feature of kLog is that it also provides a procedure for automatically graphicalizing relational representations, which also allows to naturally specify multitask and collective learning tasks.

The graphicalization approach introduced in kLog is closely related to the notion of propositionalization, a commonly applied technique in logical and relational learning [76, 5] to generate features from a relational representation. The advantage of graphicalization is that the obtained graphs are essentially equivalent to the relational representation and that — in contrast to the existing propositionalization approaches in logical and relational learning — this does not result in a loss of information. After graphicalization, any graph kernel can in principle be applied to the resulting graphs. Even though many of these kernels (such as the one used in kLog) compute — implicitly

or explicitly — a feature vector, the dimensionality of the obtained vector is far beyond that employed by traditional propositionalization approaches. kFOIL [58] is one such propositionalization technique that has been tightly integrated with a kernel based method. It greedily derives a (small) set of features in a way that resembles the rule-learning algorithm of FOIL [77].

Other domain specific languages for machine learning have been developed whose goals are closely related to those of kLog. Learning based Java [64] was designed to specifically address applications in natural language processing. It builds on the concept of *data-driven compilation* to perform feature extraction and nicely exploits the *constrained conditional model* framework [78] for structured output learning. FACTORIE [79] allows to concisely define features used in a factor graph and, consequently, arbitrarily connected conditional random fields. Like with MLN, there is an immediate dependency of the feature space on the sentences of the language, whereas in kLog this dependency is indirect since the exact feature space is eventually defined by the graph kernel.

## 7. Conclusions

We have introduced a novel language for logical and relational learning called kLog. It tightly integrates logical and relational learning with kernel methods and constitutes a principled framework for statistical relational learning based on kernel methods rather than on graphical models. kLog uses a representation that is based on E/R modeling, which is close to representations being used by contemporary statistical relational learners. kLog first performs graphicalization, that is, it computes a set of labeled graphs that are equivalent to the original representation, and then employs a graph kernel to realize statistical learning. We have shown that the kLog framework can be used to formulate and address a wide range of learning tasks, that it performs at least comparably to state-of-the-art statistical relational learning techniques, and also that it can be used as a programming language for machine learning.

There are several interesting questions for further research.

The graph kernel that is currently employed in kLog makes use of the notion of topological distances to define the concept of neighborhoods. In this way, given a predicate of interest, properties of “nearby” tuples are combined to generate features relevant for that predicate. As a consequence, when topological distances are not informative (e.g. in the case of dense graphs

with small diameter) then large fractions of the graph become accessible to any neighborhood and the features induced for a specific predicate cease to be discriminative. In these cases (typical when dealing with small-world networks) kernels with a different type of bias (e.g. flow based kernels) are more appropriate. The implementation of a library of kernels suitable for different types of graphs is therefore an important direction for future development.

While kLog’s semantics naturally allows to define structured output learning problems, procedures for jointly optimizing the predictions in a collective classification setting are not available at present.

Furthermore, even though kLog’s current implementation is quite performant, there are interesting implementation issues to be studied. Many of these are similar to those employed in statistical relational learning systems such as Alchemy [13] and ProbLog [80].

kLog is being actively used for developing applications. We are currently exploring applications of kLog in natural language processing [81, 82, 83] and in computer vision.

### *Acknowledgments*

We thank Tom Schrijvers for his dependency analysis code. PF was supported partially by KU Leuven SF/09/014 and partially by Italian Ministry of University and Research PRIN 2009LNP494. KDG was supported partially by KU Leuven GOA/08/008 and partially by ERC Starting Grant 240186.

```

domain → begin_domain. signatures end_domain.
signatures → signature | [signature signatures]
signature → header [sig_clauses]
sig_clauses → sig_clause | [sig_clause sig_clauses]
sig_clause → Prolog_clause
header → sig_name ( args ) :: level .
sig_name → Prolog_atom
args → arg | [arg args]
arg → column_name [role_overrider] :: type
column_name → Prolog_atom
role_overrider → @ role
role → Prolog_atom
type → self | sig_name
level → intensional | extensional

```

Figure A.10: kLog syntax

## Appendix A. Syntax of the kLog domain declaration section

A kLog program consists of Prolog code augmented by a domain declaration section delimited by the pair of keywords **begin\_domain** and **end\_domain** and one or more *signature declarations*. A signature declaration consists of a signature header followed by one or more Prolog clauses. Clauses in a signature declaration form the declaration of *signature predicates* and are automatically connected to the current signature header. There are a few signature predicates with a special meaning for kLog, as discussed in this section. A brief BNF description of the grammar of kLog domains is given in Figure A.10.

Additionally, kLog provides a library of Prolog predicates for handling data, learning, and performance measurement.

## Appendix B. Fragments of kLog scripts

### Appendix B.1. Domain specification for UWCSE

<pre> 1 begin_domain. 2 signature <b>has_position</b>(<i>p::professor</i>, <i>position::property</i>)::extensional. 3 signature <b>in_phase</b>(<i>s::student</i>, <i>phase::property</i>)::extensional. </pre>
---

```

4 signature years_in_program(s::student, years::property)::extensional.
5 signature advised_by(s::student, p::professor)::extensional.

6 signature student(s::self)::extensional.
7 signature professor(p::self)::extensional.

8 signature on_same_course(s::student, p::professor)::intensional.
9 on_same_course(S,P) :-
10     professor(P), student(S),
11     ta(Course,S,Term), taught_by(Course,P,Term).

12 signature on_same_500_course(s::student, p::professor)::intensional.
13 on_same_500_course(S,P) :-
14     professor(P), student(S),
15     ta(Course,S,Term), taught_by(Course,P,Term),
16     course_level(Course,level_500).

17 signature on_same_paper(s::student, p::professor)::intensional.
18 on_same_paper(S,P) :-
19     student(S), professor(P),
20     publication(Pub, S), publication(Pub,P).
21 end_domain.

```

## Appendix B.2. Domain specification for the Bursi task

```

1 begin_domain.
2 signature atm(atom_id::self, element::property)::intensional.
3 atm(Atom, Element) :- a(Atom,Element), \+(Element=h).

4 signature bnd(atom_1@b::atm, atom_2@b::atm, type::property)::intensional.
5 bnd(Atom1,Atom2,Type) :-
6     b(Atom1,Atom2,NType), describeBondType(NType,Type),
7     atm(Atom1,_), atm(Atom2,_).

8 signature fgroup(fgroup_id::self, group_type::property)::intensional.
9 fgroup(Fg,Type) :- sub(Fg,Type,_).

10 signature fgmember(fg::fgroup, atom::atm)::intensional.
11 fgmember(Fg,Atom):- subat(Fg,Atom,_), atm(Atom,_).

12 signature fg_fused(fg1@nil::fgroup, fg2@nil::fgroup, nrAtoms::property)::intensional.
13 fg_fused(Fg1,Fg2,NrAtoms):- fused(Fg1,Fg2,AtomList), length(AtomList,NrAtoms).

14 signature fg_connected(fg1@nil::fgroup, fg2@nil::fgroup,
15     bondType::property)::intensional.

```



```

16 fg_connected(Fg1,Fg2,BondType):-
17     connected(Fg1,Fg2,Type,_AtomList),describeBondType(Type,BondType).

18 signature fg_linked(fg::fgroup, alichain::fgroup, saturation::property)::intensional.
19 fg_linked(FG,AliChain,Sat) :-
20     linked(AliChain,Links,_BranchesEnds,Saturation),
21     ( Saturation = saturated -> Sat = saturated ; Sat = unsaturated ),
22     member(link(FG,_A1,_A2),Links).

23 signature mutagenic::extensional.
24 end_domain.

```

Above is a kLog script for the Bursi data set used in Section 5.1. Signature `bnd(atom_1@b::atm,atom_2@b::atm)` contains the same role field `b` twice, declaring that the two atoms play the same role in the chemical bond and the relation is symmetric. In this way, each bond can be represented by one tuple only, while a more traditional relational representation, which is directional, would require two tuples. While this may at first sight appear to be only syntactic sugar, it does provide extra abilities for modeling which is important in some domains. For instance, when modeling ring-structures in molecules, traditional logical and relational learning systems need to employ either lists to capture all the elements in a ring structure, or else need to include all permutations of the atoms participating in a ring structure. For rings involving 6 atoms, this requires  $6!=720$  different tuples, an unnecessary blow-up. Also, working with lists typically leads to complications such as having to deal with a potentially infinite number of terms.

## Appendix C. Definitions

For the sake of completeness we report here a number of graph theoretical definitions used in the paper. We closely follow the notation in [84]. A graph  $G = (V, E)$  consists of two sets  $V$  and  $E$ . The notation  $V(G)$  and  $E(G)$  is used when  $G$  is not the only graph considered. The elements of  $V$  are called *vertices* and the elements of  $E$  are called *edges*. Each edge has a set of two elements in  $V$  associated with it, which are called its *endpoints*, which we denote by concatenating the vertices variables, e.g. we represent the edge between the vertices  $u$  and  $v$  with  $uv$ . An edge is said to *join* its endpoints. A vertex  $v$  is *adjacent* to a vertex  $u$  if they are joined by an edge. An edge and a vertex on that edge are called *incident*. The *degree* of

a vertex is number of edges incident to it. A *multi-edge* is a collection of two or more edges having identical endpoints. A *self-loop* is an edge that joins a single endpoint to itself. A *simple graph* is a graph that has no self-loops nor multi-edges. A graph is *bipartite* if its vertex set can be partitioned into two subsets  $X$  and  $Y$  so that every edge has one end in  $X$  and the other in  $Y$ . We denote a bipartite graph  $G$  with partition  $(X, Y)$  by  $G([X, Y], E)$ . A graph is *rooted* when we distinguish one of its vertices, called *root*; we denote a rooted graph  $G$  with root vertex  $v$  with  $G^v$ . A *walk* in a graph  $G$  is a sequence of vertices  $W = v_0, v_1, \dots, v_n$  such that for  $j = 1, \dots, n$ , the vertices  $v_{j-1}$  and  $v_j$  are adjacent. The *length* of a walk is the number of edges (counting repetitions). A *path* is a walk such that no vertex is repeated, except at most the initial ( $v_0$ ) and the final ( $v_n$ ) vertex (in this case it is called a *cycle*). The *distance* between two vertices, denoted  $\mathcal{D}(u, v)$ , is the length of the shortest path between them. A graph is *connected* if between each pair of vertices there exist a walk. We denote the class of simple connected graphs with  $\mathcal{G}$ . The *neighborhood* of a vertex  $v$  is the set of vertices that are adjacent to  $v$  and is indicated with  $N(v)$ . The *neighborhood* of radius  $r$  of a vertex  $v$  is the set of vertices at a distance less than or equal to  $r$  from  $v$  and is denoted by  $N_r(v)$ . In a graph  $G$ , the *induced-subgraph* on a set of vertices  $W = \{w_1, \dots, w_k\}$  is a graph that has  $W$  as its vertex set and it contains every edge of  $G$  whose endpoints are in  $W$ . A subgraph  $H$  is a *spanning* subgraph of a graph  $G$  if  $V(H) = V(G)$ . The *neighborhood subgraph* of radius  $r$  of vertex  $v$  is the subgraph induced by the neighborhood of radius  $r$  of  $v$  and is denoted by  $\mathcal{N}_r^v$ . A *labeled graph* is a graph whose vertices and/or edges are labeled, possibly with repetitions, using symbols from a finite alphabet. We denote the function that maps the vertex/edge to the label symbol as  $\ell$ . Two simple graphs  $G_1 = (V_1, E_1)$  and  $G_2 = (V_2, E_2)$  are *isomorphic*, which we denote by  $G_1 \simeq G_2$ , if there is a bijection  $\phi : V_1 \rightarrow V_2$ , such that for any two vertices  $u, v \in V_1$ , there is an edge  $uv$  if and only if there is an edge  $\phi(u)\phi(v)$  in  $G_2$ . An isomorphism is a structure-preserving bijection. Two labeled graphs are isomorphic if there is an isomorphism that preserves also the label information, i.e.  $\ell(\phi(v)) = \ell(v)$ . An *isomorphism invariant* or *graph invariant* is a graph property that is identical for two isomorphic graphs (e.g. the number of vertices and/or edges). A *certificate for isomorphism* is an isomorphism invariant that is identical for two graphs if and only if they are isomorphic.

A *hypergraph* is a generalization of a graph also known under the name of *set system*. A set system is an ordered pair  $(V, \mathcal{F})$  where  $V$  is a set of

elements and  $\mathcal{F}$  is a family of subsets of  $V$ . Note that when  $\mathcal{F}$  is made by pairs of elements of  $V$  then  $(V, \mathcal{F})$  is a simple graph. The elements of  $V$  are called vertices of the hypergraph and the elements of  $\mathcal{F}$  the *hyperedges*. There are two principal ways to represent set systems as graphs: as incident graphs and as intersection graphs. In the following we consider only incident graphs. Given a set system  $H = (V, \mathcal{F})$  the associated incident graph is the bipartite graph  $G([V, \mathcal{F}], E)$  where  $v \in V$  and  $F \in \mathcal{F}$  are adjacent if  $v \in F$ .

## Appendix D. Decomposition Kernels

We follow the notation in [85]. Given a set  $X$  and a function  $K : X \times X \rightarrow \mathbb{R}$ , we say that  $K$  is a *kernel on  $X \times X$*  if  $K$  is symmetric, i.e. if for any  $x$  and  $y \in X$   $K(x, y) = K(y, x)$ , and if  $K$  is *positive-semidefinite*, i.e. if for any  $N \geq 1$  and any  $x_1, \dots, x_N \in X$ , the matrix  $K$  defined by  $K_{ij} = K(x_i, x_j)$  is positive-semidefinite, that is  $\sum_{ij} c_i c_j K_{ij} \geq 0$  for all  $c_1, \dots, c_N \in \mathbb{R}$  or equivalently if all its eigenvalues are nonnegative. It is easy to see that if each  $x \in X$  can be represented as  $\phi(x) = \{\phi_n(x)\}_{n \geq 1}$  such that  $K$  is the ordinary  $l_2$  dot product  $K(x, y) = \langle \phi(x), \phi(y) \rangle = \sum_n \phi_n(x) \phi_n(y)$  then  $K$  is a kernel. The converse is also true under reasonable assumptions (which are almost always verified) on  $X$  and  $K$ , that is, a given kernel  $K$  can be represented as  $K(x, y) = \langle \phi(x), \phi(y) \rangle$  for some choice of  $\phi$ . In particular it holds for any kernel  $K$  over  $X \times X$  where  $X$  is a countable set. The vector space induced by  $\phi$  is called the *feature space*. Note that it follows from the definition of positive-semidefinite that the *zero-extension* of a kernel is a valid kernel, that is, if  $S \subseteq X$  and  $K$  is a kernel on  $S \times S$  then  $K$  may be extended to be a kernel on  $X \times X$  by defining  $K(x, y) = 0$  if  $x$  or  $y$  is not in  $S$ . It is easy to show that kernels are closed under summation, i.e. a sum of kernels is a valid kernel.

Let now  $x \in X$  be a *composite structure* such that we can define  $x_1, \dots, x_D$  as its parts<sup>15</sup>. Each part is such that  $x_d \in X_d$  for  $d = 1, \dots, D$  with  $D \geq 1$  where each  $X_d$  is a countable set. Let  $R$  be the relation defined on the set  $X_1 \times \dots \times X_D \times X$ , such that  $R(x_1, \dots, x_D, x)$  is true iff  $x_1, \dots, x_D$  are the parts of  $x$ . We denote with  $R^{-1}(x)$  the inverse relation that yields the parts of  $x$ , that is  $R^{-1}(x) = \{x_1, \dots, x_D : R(x_1, \dots, x_D, x)\}$ . In [85] it is demonstrated that, if there exist a kernel  $K_d$  over  $X_d \times X_d$  for each  $d = 1, \dots, D$ , and if

---

<sup>15</sup>Note that the set of parts needs not be a partition for the composite structure, i.e. the parts may “overlap”.

two instances  $x, y \in X$  can be decomposed in  $x_1, \dots, x_d$  and  $y_1, \dots, y_d$ , then the following generalized convolution:

$$K(x, y) = \sum_{\substack{x_1, \dots, x_m \in R^{-1}(x) \\ y_1, \dots, y_m \in R^{-1}(y)}} \prod_{m=1}^M K_m(x_m, y_m) \quad (\text{D.1})$$

is a valid kernel called a *convolution* or *decomposition* kernel<sup>16</sup>. In words: a decomposition kernel is a sum (over all possible ways to decompose a structured instance) of the product of valid kernels over the parts of the instance.

## References

- [1] T. Dietterich, P. Domingos, L. Getoor, S. Muggleton, P. Tadepalli, Structured machine learning: the next ten years, Mach Learn 73 (2008) 3–23.
- [2] L. De Raedt, B. Demoen, D. Fierens, B. Gutmann, G. Janssens, A. Kimmig, N. Landwehr, T. Mantadelis, W. Meert, R. Rocha, et al., Towards digesting the alphabet-soup of statistical relational learning (2008).
- [3] L. De Raedt, P. Frasconi, K. Kersting, S. Muggleton (Eds.), Probabilistic inductive logic programming: theory and applications, Vol. 4911 of Lecture notes in computer science, Springer, Berlin, 2008.
- [4] L. Getoor, B. Taskar (Eds.), Introduction to statistical relational learning, MIT Press, Cambridge, Mass., 2007.  
URL <http://www.loc.gov/catdir/toc/ecip079/2007000951.html>
- [5] L. De Raedt, Logical and relational learning, 1st Edition, Cognitive technologies, Springer, New York, 2008.
- [6] I. Tsochantaridis, T. Joachims, T. Hofmann, Y. Altun, Large margin methods for structured and interdependent output variables, Journal of Machine Learning Research 6 (2) (2006) 1453–1484.

---

<sup>16</sup>To be precise, the valid kernel is the zero-extension of  $K$  to  $X \times X$  since  $R^{-1}(x)$  is not guaranteed to yield a non-empty set for all  $x \in X$ .

- [7] A. Y. Ng, M. I. Jordan, On discriminative vs. generative classifiers: A comparison of logistic regression and naive bayes, in: T. Dietterich, S. Becker, Z. Ghahramani (Eds.), *Advances in Neural Information Processing Systems (NIPS) 14*, 2002, pp. 841–848.
- [8] C. Sutton, A. McCallum, An introduction to conditional random fields for relational learning, in: Getoor and Taskar [4], pp. 93–127.  
URL <http://www.loc.gov/catdir/toc/ecip079/2007000951.html>
- [9] Y. Altun, I. Tsochantaridis, T. Hofmann, Hidden markov support vector machines, in: *Twentieth International Conference on Machine Learning (ICML 2003)*, 2003, pp. 3–10.
- [10] K. Lari, S. Young, Applications of stochastic context-free grammars using the inside-outside algorithm, *Computer speech & language* 5 (3) (1991) 237–257.
- [11] S. Muggleton, Stochastic logic programs, in: L. De Raedt (Ed.), *Advances in Inductive Logic Programming*, IOS Press, 1996, pp. 254–264.
- [12] N. Friedman, L. Getoor, D. Koller, A. Pfeffer, Learning probabilistic relational models, in: *International Joint Conference on Artificial Intelligence*, 1999, pp. 1300–1309.
- [13] M. Richardson, P. Domingos, Markov logic networks, *Machine Learning* 62 (2006) 107–136.
- [14] B. Taskar, P. Abbeel, D. Koller, Discriminative probabilistic models for relational data, in: A. Darwiche, N. Friedman (Eds.), *Proceedings of the 18th Conference on Uncertainty in Artificial Intelligence*, Morgan Kaufmann, San Fransisco, CA, 2002, pp. 895–902.
- [15] B. Taskar, C. Guestrin, D. Koller, Max-margin Markov networks, in: S. Thrun, L. Saul, B. Schölkopf (Eds.), *Proceedings of Neural Information Processing Systems*, MIT Press, Cambridge, MA, 2003.
- [16] F. Costa, K. De Grave, Fast neighborhood subgraph pairwise distance kernel, in: *Proc. of the 27th International Conference on Machine Learning (ICML 2010)*, 2010, pp. 255–262.

- [17] H. Garcia-Molina, J. D. Ullman, J. Widom, Database Systems: The Complete Book, 2nd Edition, Prentice Hall Press, Upper Saddle River, NJ, USA, 2008.
- [18] D. Warren, Memoing for logic programs, *Communications of the ACM* 35 (3) (1992) 93–111.
- [19] A. Serebrenik, T. Schrijvers, B. Demoen, Improving Prolog programs: Refactoring for Prolog, *Theory and Practice of Logic Programming* 8 (2) (2008) 201–215.
- [20] A. Argyriou, T. Evgeniou, M. Pontil, Convex multi-task feature learning, *Machine Learning* 73 (3) (2008) 243–272.
- [21] A. Srinivasan, S. H. Muggleton, R. King, M. Sternberg, Mutagenesis: ILP experiments in a non-determinate biological domain, in: *Proceedings of the 4th International Workshop on Inductive Logic Programming*, volume 237 of *GMD-Studien*, 1994, pp. 217–232.
- [22] R. Wang, Y. Fu, L. Lai, A new atom-additive method for calculating partition coefficients, *J. Chem. Inf. Comput. Sci* 37 (3) (1997) 615–621.
- [23] T. Evgeniou, C. Micchelli, M. Pontil, Learning multiple tasks with kernel methods, *Journal of Machine Learning Research* 6 (1) (2006) 615.
- [24] M. Craven, D. DiPasquo, D. Freitag, A. McCallum, T. Mitchell, K. Nigam, S. Slattery, Learning to extract symbolic knowledge from the world wide web (1998).
- [25] G. H. Bakir, T. Hofmann, B. Schölkopf, A. J. Smola, B. Taskar, S. V. N. Vishwanathan (Eds.), *Predicting Structured Data*, Neural Information Processing, The MIT Press, 2007.
- [26] T. Joachims, *Learning to Classify Text using Support Vector Machines: Methods, Theory, and Algorithms*, Kluwer Academic Publishers, Dordrecht, 2002.
- [27] J. Neville, D. Jensen, Collective classification with relational dependency networks, in: *Workshop on Multi-Relational Data Mining (MRDM-2003)*, 2003.

- [28] P. Frasconi, M. Jaeger, A. Passerini, Feature discovery with type extension trees, in: Proc. of the 18th Int. Conf. on Inductive Logic Programming, Springer, 2008, pp. 122–139.
- [29] A. Vazquez, A. Flammini, A. Maritan, A. Vespignani, Global protein function prediction from protein-protein interaction networks, *Nature biotechnology* 21 (6) (2003) 697–700.
- [30] G. Lanckriet, M. Deng, N. Cristianini, M. Jordan, W. Noble, Kernel-based data fusion and its application to protein function prediction in yeast, in: Proceedings of the Pacific Symposium on Biocomputing, Vol. 9, 2004, pp. 300–311.
- [31] I. Bhattacharya, L. Getoor, Collective entity resolution in relational data, *ACM Transactions on Knowledge Discovery from Data (TKDD)* 1 (1) (2007) 5.
- [32] T. G. Dietterich, R. H. Lathrop, T. Lozano-Pérez, Solving the multiple instance problem with axis-parallel rectangles, *Artificial Intelligence* 89 (1-2) (1997) 31–71.
- [33] D. Koller, N. Friedman, Probabilistic graphical models: principles and techniques, Adaptive computation and machine learning, MIT Press, Cambridge, MA, 2009.
- [34] P. Frasconi, M. Gori, A. Sperduti, A general framework for adaptive processing of data structures, *IEEE Transactions on Neural Networks* 9 (5) (1998) 768–786.
- [35] B. D. McKay, Practical graph isomorphism, *Congressus Numerantium* 30 (1981) 45–87.
- [36] X. Yan, J. Han., gSpan: Graph-based substructure pattern mining, in: Proc. 2002 Int. Conf. Data Mining (ICDM '02), 2002, pp. 721–724.
- [37] E. M. Luks, Isomorphism of graphs of bounded valence can be tested in polynomial time, *J. Comput. Syst. Sci* 25 (1982) 42–65.
- [38] S. Sorlin, C. Solnon, A parametric filtering algorithm for the graph isomorphism problem, *Constraints* 13 (2008) 518–537, 10.1007/s10601-008-9044-1.  
URL <http://dx.doi.org/10.1007/s10601-008-9044-1>

- [39] L. Ralaivola, S. Swamidass, H. Saigo, P. Baldi, Graph kernels for chemical informatics, *Neural Networks* 18 (8) (2005) 1093–1110.
- [40] Q. Shi, J. Petterson, G. Dror, J. Langford, A. Smola, S. Vishwanathan, Hash kernels for structured data, *Journal of Machine Learning Research* 10 (2009) 2615–2637.
- [41] K. De Grave, Predictive quantitative structure-activity relationship models and their use for the efficient screening of molecules, Ph.D. thesis, Katholieke Universiteit Leuven (August 2011).
- [42] S. V. N. Vishwanathan, N. N. Schraudolph, R. Kondor, K. M. Borgwardt, Graph kernels, *J. Mach. Learn. Res.* 99 (2010) 1201–1242.
- [43] S. Menchetti, F. Costa, P. Frasconi, Weighted decomposition kernels, in: L. De Raedt, S. Wrobel (Eds.), *Proceedings of the 22nd International Conference on Machine Learning*, Vol. 119 of ACM International Conference Proceeding Series, ACM, New York, NY, 2005, pp. 585–592.
- [44] Z. Kou, W. Cohen, Stacked graphical models for efficient inference in markov random fields, in: *Proceedings of the Seventh SIAM International Conference on Data Mining*, 2007, pp. 533–538.
- [45] C.-C. Chang, C.-J. Lin, LIBSVM: a library for support vector machines, software available at <http://www.csie.ntu.edu.tw/~cjlin/libsvm> (2001).
- [46] L. Bottou, Large-scale machine learning with stochastic gradient descent, in: Y. Lechevallier, G. Saporta (Eds.), *Proceedings of the 19th International Conference on Computational Statistics (COMPSTAT'2010)*, Springer, Paris, France, 2010, pp. 177–187.
- [47] H. van de Waterbeemd, E. Gifford, ADMET in silico modelling: towards prediction paradise?, *Nat Rev Drug Discov* 2 (3) (2003) 192–204.
- [48] C. Helma, S. Kramer, A survey of the predictive toxicology challenge 2000–2001, *Bioinformatics* 19 (10) (2003) 1179–1182.
- [49] C. Helma, *Predictive Toxicology*, 1st Edition, CRC Press, 2005.



- [50] T. Horváth, T. Gärtner, S. Wrobel, Cyclic pattern kernels for predictive graph mining, in: *Proceedings of KDD 04*, ACM Press, 2004, pp. 158–167.
- [51] P. Mahe, N. Ueda, T. Akutsu, J. Perret, J. Vert, Graph kernels for molecular structure-activity relationship analysis with support vector machines, *J. Chem. Inf. Model* 45 (4) (2005) 939–51.
- [52] S. Vishwanathan, N. Schraudolph, R. Kondor, K. Borgwardt, Graph kernels, *The Journal of Machine Learning Research* 11 (2010) 1201–1242.
- [53] A. Ceroni, F. Costa, P. Frasconi, Classification of small molecules by two-and three-dimensional decomposition kernels, *Bioinformatics* 23 (16) (2007) 2038–2045.
- [54] J. Kazius, R. McGuire, R. Bursi, Derivation and validation of toxicophores for mutagenicity prediction, *J. Med. Chem* 48 (1) (2005) 312–320.
- [55] H. Blockeel, S. Dzeroski, B. Kompare, S. Kramer, B. Pfahringer, W. Laer, Experiments in Predicting Biodegradability., *Applied Artificial Intelligence* 18 (2) (2004) 157–181.
- [56] H. Y. Ando, L. Dehaspe, W. Luyten, E. V. Craenenbroeck, H. Vandecasteele, L. V. Meervelt, Discovering H-Bonding Rules in Crystals with Inductive Logic Programming, *Mol. Pharm.* 3 (6) (2006) 665–674.
- [57] K. De Grave, F. Costa, Molecular graph augmentation with rings and functional groups, *Journal of Chemical Information and Modeling* 50 (9) (2010) 1660–1668.
- [58] N. Landwehr, A. Passerini, L. De Raedt, P. Frasconi, Fast learning of relational kernels, *Machine learning* 78 (3) (2010) 305–342.
- [59] D. Wolpert, Stacked generalization, *Neural networks* 5 (2) (1992) 241–259.
- [60] L. De Raedt, A perspective on inductive databases, *SIGKDD Explorations* 4 (2) (2002) 69–77.

- [61] J.-F. Boulicaut, B. Jeudy, Constraint-based data mining, in: O. Maimon, L. Rokach (Eds.), *Data Mining and Knowledge Discovery Handbook*, 2nd Edition, Springer, 2010, pp. 339–354.
- [62] T. Mitchell, *The discipline of machine learning*, Tech. Rep. CMU-ML-06-108, Carnegie-Mellon University (2006).
- [63] L. De Raedt, S. Nijssen, Towards programming languages for machine learning and data mining (extended abstract), in: Marzena Kryszkiewicz and Henryk Rybinski and Andrzej Skowron and Zbigniew W. Ras (Ed.), *Foundations of Intelligent Systems - 19th International Symposium, ISMIS 2011, Warsaw, Poland, June 28-30, 2011. Proceedings*, Vol. 6804 of *Lecture Notes in Computer Science*, Springer, 2011, pp. 25–32.
- [64] N. Rizzolo, D. Roth, Learning based java for rapid development of nlp systems, in: Nicoletta Calzolari and Khalid Choukri and Bente Maegaard and Joseph Mariani and Jan Odiijk and Stelios Piperidis and Mike Rosner and Daniel Tapias (Ed.), *Proceedings of the International Conference on Language Resources and Evaluation, LREC 2010, 17-23 May 2010, Valletta, Malta, 2010*.
- [65] S. A. Macskassy, F. Provost, A simple relational classifier, in: *Proc. of the 2nd Workshop on Multi-Relational Data Mining*, 2003.
- [66] S. Muggleton, Inverse entailment and Prolog, *New Generation Computing* 13 (3–4) (1995) 245–286.
- [67] A. Srinivasan, *The Aleph Manual* (2007).  
URL <http://www.comlab.ox.ac.uk/activities/machinelearning/Aleph/>
- [68] H. Blockeel, L. De Raedt, Top-down induction of first order logical decision trees, *Artificial Intelligence* 101 (1-2) (1998) 285–297.
- [69] D. Heckerman, C. Meek, D. Koller, Probabilistic entity-relationship models, PRMs, and plate models, in: L. Getoor, B. Taskar (Eds.), *Introduction to Statistical Relational Learning*, The MIT Press, 2007, pp. 201–238.

- [70] M. Bröcheler, L. Mihalkova, L. Getoor, Probabilistic similarity logic, in: Proc. of the 26th Conference on Uncertainty in Artificial Intelligence (UAI 2010), 2010.
- [71] L. Getoor, N. Friedman, D. Koller, A. Pfeffer, Learning probabilistic relational models, in: S. Džeroski, N. Lavrač (Eds.), Relational Data Mining, Springer, 2001, pp. 307–335.
- [72] K. Kersting, L. De Raedt, Bayesian logic programming: theory and tool, in: L. Getoor, B. Taskar (Eds.), An Introduction to Statistical Relational Learning, MIT Press, 2007, pp. 291–321.
- [73] L. De Raedt, A. Kimmig, H. Toivonen, ProbLog: A probabilistic Prolog and its application in link discovery, in: Proceedings of the 20th international joint conference on artificial intelligence, 2007, pp. 2462–2467.
- [74] T. Gärtner, A survey of kernels for structured data., SIGKDD Explorations 5 (1) (2003) 49–58.
- [75] G. Wachman, R. Khardon, Learning from interpretations: a rooted kernel for ordered hypergraphs, in: Proceedings of the 24th international conference on Machine learning, 2007, pp. 943–950.
- [76] S. Kramer, N. Lavrač, P. Flach, Propositionalization approaches to relational data mining, in: S. Džeroski, N. Lavrač (Eds.), Relational Data Mining, Springer, 2001, pp. 262–291.
- [77] J. R. Quinlan, Learning logical definitions from relations, Machine Learning 5 (1990) 239–266.
- [78] M. Chang, L. Ratinov, N. Rizzolo, D. Roth, Learning and inference with constraints, in: Proceedings of AAAI, 2008.
- [79] A. McCallum, K. Schultz, S. Singh, FACTORIE: Probabilistic programming via imperatively defined factor graphs, in: Neural Information Processing Systems (NIPS), 2009.
- [80] A. Kimmig, B. Demoen, L. De Raedt, V. S. Costa, R. Rocha, On the implementation of the probabilistic logic programming language problog, Theory and Practice of Logic Programming 11 (2-3) (2011) 235–262.

- [81] M. Verbeke, P. Frasconi, V. Van Asch, R. Morante, W. Daelemans, L. De Raedt, Kernel-based logical and relational learning with klog for hedge cue detection, in: H. Muggleton, S. amd Watanabe, J. Tamaddoni-Nezhad A., Chen (Eds.), *Inductive Logic Programming: Revised Selected Papers from the 21st International Conference (ILP 2011)*, *Lecture Notes in Artificial Intelligence*, 2012, to appear.
- [82] M. Verbeke, V. Van Asch, R. Morante, P. Frasconi, W. Daelemans, L. De Raedt, A statistical relational learning approach to identifying evidence based medicine categories, in: *Proc. of EMNLP-CoNLL*, 2012, to appear.
- [83] P. Kordjamshidi, P. Frasconi, M. Van Otterlo, M. Moens, L. De Raedt, Spatial relation extraction using relational learning, in: H. Muggleton, S. amd Watanabe, J. Tamaddoni-Nezhad A., Chen (Eds.), *Inductive Logic Programming: Revised Selected Papers from the 21st International Conference (ILP 2011)*, *Lecture Notes in Artificial Intelligence*, 2012, to appear.
- [84] J. L. Gross, J. Yellen, *Graph Theory and Its Applications*, Second Edition (*Discrete Mathematics and Its Applications*), Chapman & Hall/CRC, 2005.
- [85] D. Haussler, Convolution kernels on discrete structures, *Tech. Rep. 99-10*, UCSC-CRL (1999).