

CERN-PH-EP-2012-136
18 May 2012

Transverse sphericity of primary charged particles in minimum bias proton-proton collisions at $\sqrt{s} = 0.9, 2.76$ and 7 TeV

ALICE Collaboration*

Abstract

Measurements of the sphericity of primary charged particles in minimum bias proton–proton collisions at $\sqrt{s} = 0.9, 2.76$ and 7 TeV with the ALICE detector at the LHC are presented. The observable is linearized to be collinear safe and is measured in the plane perpendicular to the beam direction using primary charged tracks with $p_T \geq 0.5$ GeV/c in $|\eta| \leq 0.8$. The mean sphericity as a function of the charged particle multiplicity at mid-rapidity (N_{ch}) is reported for events with different p_T scales (“soft” and “hard”) defined by the transverse momentum of the leading particle. In addition, the mean charged particle transverse momentum versus multiplicity is presented for the different event classes, and the sphericity distributions in bins of multiplicity are presented. The data are compared with calculations of standard Monte Carlo event generators. The transverse sphericity is found to grow with multiplicity at all collision energies, with a steeper rise at low N_{ch} , whereas the event generators show the opposite tendency. The combined study of the sphericity and the mean p_T with multiplicity indicates that most of the tested event generators produce events with higher multiplicity by generating more back-to-back jets resulting in decreased sphericity (and isotropy). The PYTHIA6 generator with tune PERUGIA-2011 exhibits a noticeable improvement in describing the data, compared to the other tested generators.

arXiv:1205.3963v2 [hep-ex] 15 Apr 2017

*See Appendix A for the list of collaboration members

1 Introduction

Minimum bias proton–proton collisions present an interesting, and theoretically, challenging subject for detailed studies. Their understanding is important for the interpretation of measurements of heavy-ion collisions, and in the search for signatures of new physics at the Large Hadron Collider (LHC) and Fermilab. However, the wealth of experimental information is currently poorly understood by theoretical models or Monte Carlo (MC) event generators, which are unable to explain with one set of parameters all the measured observables. Examples of measured observables which are not presently well described theoretically include the reported multiplicity distribution [1–3], the transverse momentum distribution [4] and the variation of the transverse momentum with multiplicity [5–7].

In this paper, we present measurements of the transverse sphericity for pp minimum bias events over a wide multiplicity range at several energies using the ALICE detectors. Transverse sphericity is a momentum space variable, commonly classified as an event shape observable [8]. Event shape analyses, well known from lepton collisions [9–11], also offer interesting possibilities in hadronic collisions, such as the study of hadronization effects, underlying event characterization and comparison of pQCD computations with measurements in high E_T jet events [12–14].

The goal of this analysis is to understand the interplay between the event shape, the charged particles multiplicity, and their transverse momentum distribution; hence, the present paper is focused on the following aspects:

- The evolution of the mean transverse sphericity with multiplicity for different subsets of events defined by the transverse momentum of the leading particle;
- the behavior of the mean transverse momentum as a function of multiplicity;
- the normalized transverse sphericity distributions for various multiplicity ranges.

The results of these analyses are compared with event generators and will serve for a better understanding of the underlying processes in proton-proton interactions at the LHC energies.

2 Event shape analysis

At hadron colliders, event shape analyses are restricted to the transverse plane in order to avoid the bias from the boost along the beam axis [12]. The transverse sphericity is defined in terms of the eigenvalues: $\lambda_1 > \lambda_2$ of the transverse momentum matrix:

$$\mathbf{S}_{xy}^Q = \frac{1}{\sum_i p_{Ti}} \sum_i \begin{pmatrix} p_{xi}^2 & p_{xi} p_{yi} \\ p_{yi} p_{xi} & p_{yi}^2 \end{pmatrix}$$

where (p_{xi}, p_{yi}) are the projections of the transverse momentum of the particle i .

Since \mathbf{S}_{xy}^Q is quadratic in particle momenta, this sphericity is a non-collinear safe quantity in pQCD. For instance, if a hard momentum along the x direction splits into two equal collinear momenta, then the sum $\sum_i p_{xi}^2$ will be half that of the original momentum. To avoid this dependence on possible collinear splittings, the transverse momentum matrix is linearized as follows:

$$\mathbf{S}_{xy}^L = \frac{1}{\sum_i p_{Ti}} \sum_i \frac{1}{p_{Ti}} \begin{pmatrix} p_{xi}^2 & p_{xi} p_{yi} \\ p_{yi} p_{xi} & p_{yi}^2 \end{pmatrix}$$

The transverse sphericity is defined as

$$S_T \equiv \frac{2\lambda_2}{\lambda_2 + \lambda_1}. \quad (1)$$

By construction, the limits of the variable are related to specific configurations in the transverse plane

$$S_T = \begin{cases} = 0 & \text{“pencil-like” limit} \\ = 1 & \text{“isotropic” limit} \end{cases}.$$

This definition is inherently multiplicity dependent, for instance, $S_T \rightarrow 0$ for very low multiplicity events.

3 Experimental conditions

The relevant detectors used in the present analysis are the Time Projection Chamber (TPC) and the Inner Tracking System (ITS), which are located in the central barrel of ALICE inside a large solenoidal magnet providing a uniform 0.5 T field [15].

The ALICE TPC is a large cylindrical drift detector with a central membrane maintained at -100 kV and two readout planes at the end-caps composed of 72 multi-wire proportional chambers [17]. The active volume is limited to $85 < r < 247$ cm and $-250 < z < 250$ cm in the radial and longitudinal directions, respectively. The material budget between the interaction point and the active volume of the TPC corresponds to 11% of a radiation length, averaged in $|\eta| \leq 0.8$. The central membrane divides the nearly 90 m^3 active volume into two halves. The homogeneous drift field of 400 V/cm in the Ne-CO₂-N₂ (85.7%-9.5%-4.8%) gas mixture leads to a maximum drift time of 94 μ s. The typical gas gain is 10^4 [7].

The ITS is composed of high resolution silicon tracking detectors, arranged in six cylindrical layers at radial distances to the beam line from 3.9 to 43 cm. The two innermost layers are Silicon Pixel Detectors (SPD), covering the pseudorapidity ranges $|\eta| < 2$ and $|\eta| < 1.4$, respectively. A total of 9.8 millions $50 \times 425 \mu\text{m}^2$ pixels enable the reconstruction of the primary event vertex and the track impact parameters with high precision. The SPD was also included in the trigger scheme for data collection. The outer third and fourth layers are formed by Silicon Drift Detectors (SDD) with a total of 133k readout channels. The two outermost Silicon Strip Detector (SSD) layers consist of double-sided silicon micro-strip sensors with 95 μ m pitch, comprising a total of 2.6 million readout channels. The design spatial resolutions of the ITS sub-detectors ($\sigma_{r\phi} \times \sigma_z$) are: $12 \times 100 \mu\text{m}^2$ for SPD, $35 \times 25 \mu\text{m}^2$ for SDD, and $20 \times 830 \mu\text{m}^2$ for SSD. The ITS has been aligned using reconstructed tracks from cosmic rays and from proton-proton collisions [16].

The VZERO detector consists of two forward scintillator hodoscopes. Each detector is segmented into 32 scintillator counters which are arranged in four rings around the beam pipe. They are located at distances $z = 3.3$ m and $z = -0.9$ m from the nominal interaction point and cover the pseudorapidity ranges: $2.8 < \eta < 5.1$ and $-3.7 < \eta < -1.7$, respectively. The beam-related background was rejected at offline level using the VZERO time and by cutting on the correlation between the number of clusters and track segments in the SPD.

The minimum bias (MB) trigger used in this analysis required a hit in one of the VZERO counters or in the SPD detector. In addition, a coincidence was required between the signals from two beam pickup counters, one on each side of the interaction region, indicating the presence of passing bunches [1].

4 Data analysis

MB events at $\sqrt{s} = 0.9$ and 7 TeV (recorded in 2010) and at $\sqrt{s} = 2.76$ TeV (recorded in 2011) have been analyzed using about 40 million events, each at 7 and 2.76 TeV, and 3.6 million at 0.9 TeV. Since no energy dependence is found for the event shape observable, we present mostly results for 0.9 and 7 TeV.

The position of the interaction vertex is reconstructed by correlating hits in the two silicon-pixel layers. The vertex resolution depends on the track multiplicity, and is typically 0.1 – 0.3 mm in the longitudinal (z) and 0.2 – 0.5 mm in the transverse direction. The event is accepted if its longitudinal vertex position (z_v) satisfies $|z_v - z_0| < 10$ cm, where z_0 is the nominal position.

To ensure a good resolution on the transverse sphericity, only events with more than two primary tracks in $|\eta| \leq 0.8$ and $p_T \geq 0.5$ GeV/ c are selected. The cuts on η and p_T ensure high charged particle track reconstruction efficiency for primary tracks [7]. These cuts reduce the available statistics to about 9.1, 4.2 and 0.42 million of MB events for the 7 TeV, 2.76 TeV and 0.9 TeV data, respectively.

At 7 TeV collision energy, the fractions of non-diffractive events after the cuts are 99.5% and 93.6% according to PYTHIA6 version 6.421 [18] (tune PERUGIA-0 [19]) and PHOJET version 1.12 [20], respectively. In the case of single-diffractive events the fractions are 0.3% and 4.8%, while the double-diffractive events represent 0.2% and 1.6% of the sample as predicted by PYTHIA6 and PHOJET, respectively.

4.1 Track selection

Charged particle tracks are selected in the pseudorapidity range $|\eta| \leq 0.8$. In this range, tracks in the TPC can be reconstructed with minimal efficiency losses due to detector boundaries. Additional quality requirements are applied to ensure high tracking resolution and low contamination from secondary and fake tracks [7]. A track is accepted if it has at least 70 space points in the TPC, and the χ^2 per space point used for the momentum fit is less than 4. Tracks are rejected as not associated to the primary vertex if their distance of closest approach to the reconstructed event vertex in the plane perpendicular to the beam axis, d_0 , exceeds $0.245 + \frac{0.294}{p_T^{0.9}}$ (p_T in GeV/ c , d_0 in cm). This cut is tuned to select primary charged particles with high efficiency and to minimize the contributions from weak decays, conversions and secondary hadronic interactions in the detector material.

4.2 Selection of soft and hard events

The analysis is presented for two categories of events defined by the maximum charged-particle transverse momentum for $|\eta| \leq 0.8$ in each event. This method is often used in an attempt to characterize events by separating the different modes of production. It aims to divide the sample into two event classes: a) events dominantly without any hard scattering (“soft” events) and b) events dominantly with at least one hard scattering (“hard” events). Figure 1 shows the mean transverse sphericity versus maximum p_T of the event obtained from minimum bias simulations at $\sqrt{s} = 7$ TeV using the particle and event cuts described previously. Note that PYTHIA6 simulations (tunes: ATLAS-CSC [21], PERUGIA-0 and PERUGIA-2011 [22]) exhibit a maximum around 1.5 – 2.0 GeV/ c , while PHOJET shows an intermediate transition slope in $p_T^{\text{max}} = 1 - 3$ GeV/ c . This observation motivated the choice of the following separation cut: “soft” events are defined as events that do not have a track above 2 GeV/ c , while “hard” events are all others. The aggregate of both classes is called “all”. The selection of 2 GeV/ c has been motivated in the past as an accepted limit between soft and hard processes [23]. For parton-parton interactions the differential cross section is divergent for $p_T \rightarrow 0$, so that a lower cut-off is generally introduced in order to regularize the divergence. For example in PYTHIA6, the default cut-off is 2 GeV/ c for $2 \rightarrow 2$ processes.

Table 1 shows the ratio of “soft” to “hard” events for ALICE data and the generators: PHOJET, PYTHIA6 (tunes ATLAS-CSC, PERUGIA-0 and PERUGIA-2011) and PYTHIA8 version 8.145 [24]. It illustrates the difficulties to reproduce the evolution of simple observables with collision energy.

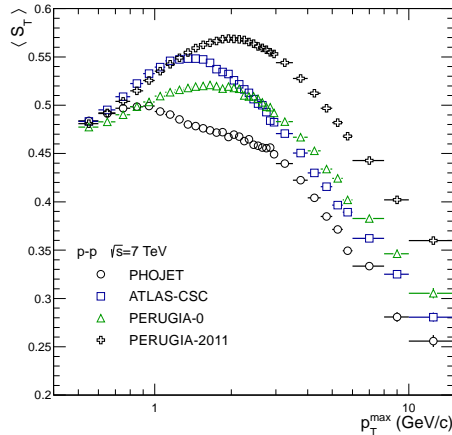


Fig. 1: Mean transverse sphericity versus p_T^{\max} for MC simulations at $\sqrt{s} = 7$ TeV. Results are shown for PHOJET and PYTHIA6 (tunes ATLAS-CSC, PERUGIA-0 and PERUGIA-2011) simulations. The events are required to have more than 2 primary charged particles in $|\eta| \leq 0.8$ and transverse momentum above 0.5 GeV/c.

	0.9 TeV	2.76 TeV	7 TeV
ALICE (data)	5.7	3.54	2.36
PHOJET	8.53	4.34	2.52
ATLAS-CSC	10.95	5.76	3.41
PERUGIA-0	5.6	3.26	2.06
PERUGIA-2011	6.78	3.64	2.29
PYTHIA8	7.28	3.92	2.37

Table 1: Ratio of the number of “soft” to “hard” events for data and MC generators according to the event selection criteria defined in the text. Corrections for trigger and vertexing inefficiency have been applied resulting in $< 2\%$ systematic uncertainty.

4.3 Corrections

The MC simulations used to compute the correction include transport through the detector and full reconstruction with the same algorithms as the data.

To correct the measured mean sphericity for efficiency, acceptance, and other detector effects, and to obtain it as the number of charged particles (N_{ch}) in $|\eta| \leq 0.8$ two steps were followed. First, the measured sphericity distributions in bins of measured mid-rapidity charged particle multiplicity (N_m) are unfolded using the detector sphericity response matrices. The unfolding implements a χ^2 minimization with regularization [25]. Second, to account for the experimental resolution of the measured multiplicities, the mean values of the unfolded distributions ($\langle S_T \rangle^{\text{unf}}$) are weighted by the detector multiplicity response, $R(N_{\text{ch}}, N_m)$. This procedure can be seen as

$$\langle S_T \rangle(N_{\text{ch}}) = \sum_m \langle S_T \rangle^{\text{unf}}(N_m) R(N_{\text{ch}}, N_m). \quad (2)$$

Figures 2 and 3 show an example of the sphericity response matrix with a measured multiplicity of 25 charged particles at mid-rapidity and the multiplicity response matrix, respectively. The MC simulations are based on the PYTHIA6 tune ATLAS-CSC. Different simulations were tested, and all produce the same results to within 1%.

The sphericity distributions in four bins of multiplicity: (a) $3 \leq N_{\text{ch}} < 10$, (b) $10 \leq N_{\text{ch}} < 20$, (c) $20 \leq$

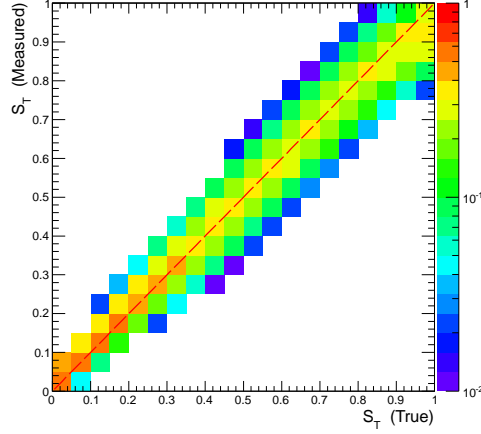


Fig. 2: Example of the sphericity response matrix for a measured multiplicity of 25 charged particles at mid-rapidity. The events are generated using the PYTHIA6 tune ATLAS-CSC (pp collisions at $\sqrt{s} = 7$ TeV) and then transported through the detector. Particles and tracks with $|\eta| \leq 0.8$ and $p_T \geq 0.5$ GeV/c are used.

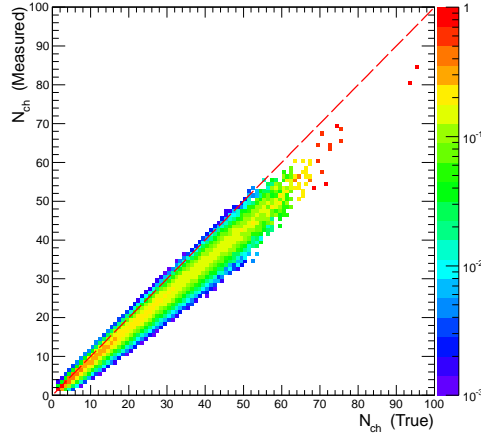


Fig. 3: Example of the multiplicity response matrix. The events are generated using PYTHIA6 tune ATLAS-CSC (pp collisions at $\sqrt{s} = 7$ TeV) and then transported through the detector. Particles and tracks with $|\eta| \leq 0.8$ and $p_T \geq 0.5$ GeV/c are used.

$N_{ch} < 30$ and (d) $N_{ch} \geq 30$ are also presented. The normalized spectra give the probability of finding an event with certain sphericity at given multiplicity. The normalized spectra were corrected bin-by-bin as follows

$$P(S_T) |_{at N_{ch}} = P(S_T^m) |_{at N_m} \times C_1 \times C_2, \quad (3)$$

where $P(S_T^m) |_{at N_m}$ is the measured probability of finding an event with sphericity S_T in a bin of measured multiplicity (N_m). This probability is corrected by C_1 and C_2 , which are computed using MC. C_1 is the correction of the spectra at the measured multiplicity bin

$$C_1 = \frac{P(S_T^{unf})}{P(S_T^m)} |_{at N_m}, \quad (4)$$

and C_2 corrects the probability by the migration from high to low multiplicity

$$C_2 = \frac{P(S_T^t) |_{at N_{ch}}}{P(S_T^t) |_{at N_m}}. \quad (5)$$

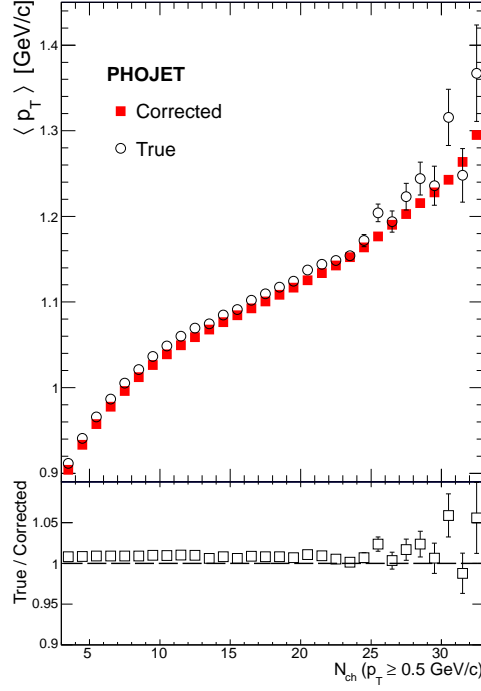


Fig. 4: Performance of the procedure to correct the reconstructed mean p_T as a function of multiplicity for “all” events. The method is tested using PHOJET as input and applying corrections derived from PYTHIA. The MC true (PHOJET result at generation level) is compared with the corrected result after simulation and reconstruction.

Contribution	All	Soft	Hard
Track selection cuts	0.3%	0.3%	0.3%
Event generator dependence	0.5%	0.5%	2%
Different run conditions	1.0%	1.0%	1.0%
Secondary track rejection	< 0.8%	< 0.8%	< 0.8%
Pile-up events	0.2%	0.2%	0.2%
Method ($N_{ch} < 5$)	< 5.0%	< 5.0%	< 11.0%
Method ($N_{ch} \geq 5$)	< 1.5%	< 1.5%	< 1.5%
Detector misalignment	negl.	negl.	negl.
ITS efficiency	negl.	negl.	negl.
TPC efficiency	negl.	negl.	negl.
Beam-gas events	negl.	negl.	negl.
Total ($N_{ch} < 5$)	< 6.0%	< 6.0%	< 12.0%
Total ($N_{ch} \geq 5$)	< 2.2%	< 2.2%	< 3.0%

Table 2: Contributions to the systematic uncertainties on the mean transverse sphericity $\langle S_T \rangle$.

In the expressions, $P(S_T^t)$ is the probability of finding an event with true sphericity S_T^t , where “true” refers to the value obtained at generator level. S_T^t and S_T^{unf} are the true and unfolded sphericity distributions, respectively. The latter are the results of the unfolding of the simulated measurements, *i.e.* PYTHIA6 (tune PERUGIA0) corrected by PHOJET and vice versa.

Finally, to determine $\langle p_T \rangle(N_{ch})$, we take the mean p_T by counting all tracks that pass the cuts discussed

Multiplicity range	3-9	10-19	20-29
Method	< 0.1%	< 2.0%	< 5.0%
Event generator dependence	< 5.0%	< 1.0%	< 1.0%
Pile-up events	< 1.0%	< 1.0%	< 4.0%
Total	< 5.1%	< 2.4%	< 6.5%

Table 3: Systematic uncertainties on the sphericity distributions.

above as a function of measured multiplicity (N_m). Once we get $\langle p_T \rangle^m(N_m)$ we follow the approximation

$$\langle p_T \rangle(N_{ch}) = \sum_m \langle p_T \rangle^m(N_m) R(N_{ch}, N_m). \quad (6)$$

Note that in this case an unfolding of the mean p_T is not implemented. Figure 4 illustrates the performance of the procedure using PHOJET simulations as input. The response matrices are computed as above using the PYTHIA6 event generator. The corrected points are compared with MC at generation level. The differences, at high multiplicity, reach about 1.5%.

4.4 Systematic uncertainties

The systematic uncertainties on $\langle S_T \rangle$ are evaluated as follows. To minimize the adverse effects of pile-up on the multiplicity only runs with a low probability of multiple collisions were used. The parameter used to measure the pile-up level is the median of the Poisson distribution which is based on the recorded beam luminosity, it is assumed to characterize the probability to have n interactions reconstructed as a single event. Furthermore, a cut on the number of extra vertices reconstructed by the SPD was introduced. The systematic uncertainty was estimated from the differences between results using runs with the smallest and largest pile-up probability, and for the “all” sample was found to be less than 0.2%. The uncertainty due to the rejection of secondaries was estimated by increasing their contribution up to $\sim 8\%$. This is done by varying the cut on the distance of closest approach ($d_0 > 0.0350 + \frac{0.0420}{p_T}$, p_T in GeV/c, d_0 in cm) of the considered track to the primary vertex in the plane perpendicular to the beam. The event generator dependence was determined from a comparison of the results obtained when either PYTHIA6 or PHOJET were used to compute the correction matrices, and found to be of the order of few %. The most significant contribution to the systematic uncertainties is due to the method of correction. It was estimated from MC by the ratio true- S_T to corrected- S_T as a function of multiplicity. For example, the largest uncertainty is at low multiplicity ($N_{ch} \sim 3$) for the “hard” sample, where it reaches $\sim 11\%$. Different sets of cuts were implemented in order to estimate the systematic uncertainty due to track selection. Table 2 summarizes the systematic uncertainties on $\langle S_T \rangle$. In addition, other checks were performed to ensure an accurate interpretation of the results. For instance, when applying the analysis to randomized events (where the track azimuthal angles are uniformly distributed between 0 and 2π), we obtain results that are about 10% larger than in data. The conclusion is that measured sphericity in data is not the result of a random track combination. Also, the analysis was applied to events with sphericity axes in different regions of the TPC, to ensure that the results are not biased by any residual geometry effects.

In the case of the mean transverse momentum as a function of multiplicity the systematic uncertainties are taken from [7], the only difference being the method of correction. The uncertainty was estimated by applying the correction algorithm to reconstructed events generated with PYTHIA6, while the correction matrices were computed using events generated with PHOJET. The final distributions were compared with the results at generator level. For the “all” sample the uncertainty reaches 1.5%, while for “soft” and “hard” it reaches 1.0% and 5.1%, respectively.

For the case of the sphericity distributions in intervals of multiplicity, the main uncertainties are listed in Table 3. They were estimated following similar procedures as described above.

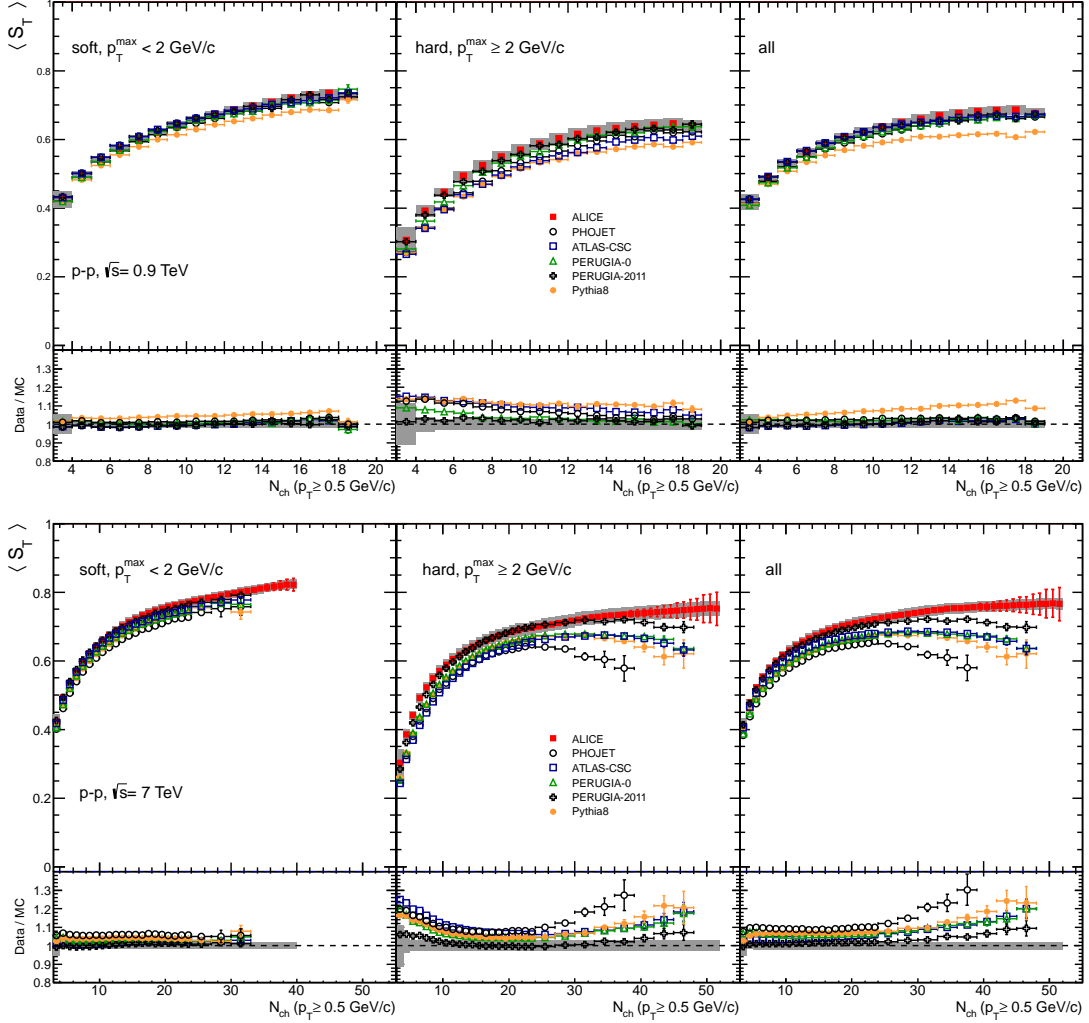


Fig. 5: Mean transverse sphericity as a function of charged particle multiplicity. The ALICE data are compared with five models: PHOJET, PYTHIA6 (tunes: ATLAS-CSC, PERUGIA-0 and PERUGIA-2011) and PYTHIA8. Results at $\sqrt{s} = 0.9$ and 7 TeV are shown in the top and bottom rows, respectively. Different event classes are presented: (left) “soft”, (middle) “hard” and (right) “all” (see text for definitions). The statistical errors are displayed as error bars and the systematic uncertainties as the shaded area. The horizontal error bars indicate the bin widths. Symbols for data points and model predictions are presented in the legend.

5 Results

In this section the results of the analyses are presented along with predictions of different models: PHOJET, PYTHIA6 version (tunes: ATLAS-CSC, PERUGIA-0 and PERUGIA-2011) and PYTHIA8.

5.1 Mean sphericity

The mean transverse sphericity as a function of N_{ch} at $\sqrt{s} = 0.9$ and 7 TeV is shown in Fig. 5 for the different event classes. The mean sphericity (right panel) increases up to around 15 primary charged particles, however, for larger multiplicities the ALICE data exhibit an almost constant or slightly rising behavior. For “soft” events and $\sqrt{s} = 0.9$ TeV, the models are in agreement with the ALICE measurements over the full range of multiplicity, except for PYTHIA8 prediction, which is 5 – 10% lower. There is insufficient statistics to perform the unfolding for $N_{ch} > 18$. At 7 TeV, the differences between models and data are below 10% for “soft” events. For the “hard” events, PHOJET, ATLAS-CSC, PERUGIA-0

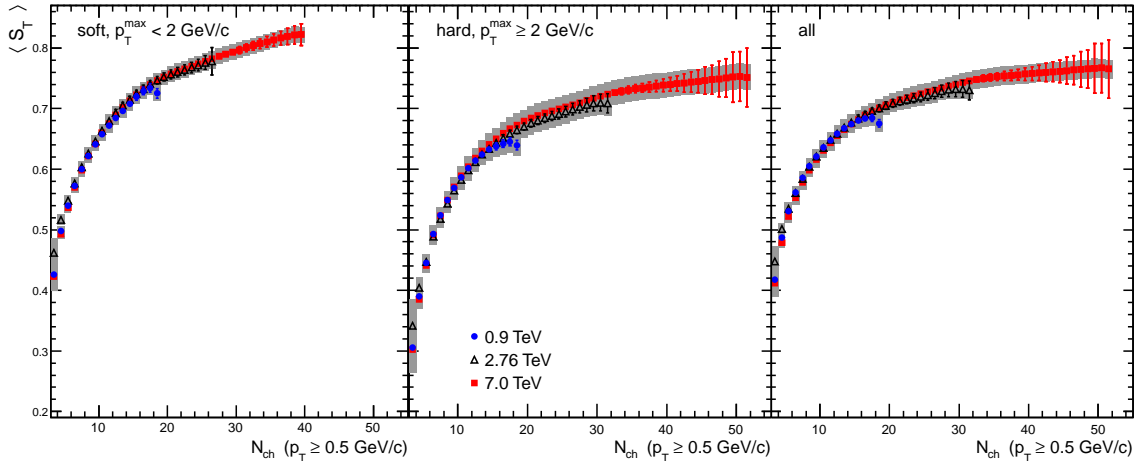


Fig. 6: Mean sphericity versus multiplicity for (left) “soft”, (middle) “hard” and (right) “all” events for $\sqrt{s} = 0.9, 2.76$ and 7 TeV. The statistical errors are displayed as error bars and the systematic uncertainties as the shaded area.

and PYTHIA8 predict a lower $\langle S_T \rangle$ than observed in data, actually the differences between models and data are larger than 10% for multiplicities below 10 and larger than 40, that is true at 0.9 and 7 TeV. The differences observed are larger than the systematic and statistical uncertainties. It is interesting to note that PERUGIA-2011 describes the data quite well. The fraction of “soft” and “hard” events in data and MC simulations as a function of N_{ch} (integral values given in Table 1) is found to be different between data and the event generators. At large N_{ch} , the event generators generally produce more “hard” events than observed in data. This difference is reflected in the “all” event class, since more “hard” events contribute in the case of the generators, while more “soft” events in the case of data. The largest isotropy in the azimuth is found at high multiplicity, $N_{ch} > 40$ ($|\eta| \leq 0.8, p_T \geq 0.5$ GeV/c), in a similar multiplicity region where the CMS collaboration discovered the long-range near-side angular correlations [26]. Comparing the results at 0.9 and 7 TeV, it is seen that except for Pythia8 the predictions of models describe better the 0.9 TeV data than the 7 TeV ones. Lastly, the mean sphericity evolution with multiplicity at the three measured energies are shown in Fig. 6 for “soft”, “hard” and “all” events at $\sqrt{s} = 0.9, 2.76$ and 7 TeV. The functional form of the mean sphericity as a function of N_{ch} is the same at all three energies in the overlapping multiplicity region.

5.2 Mean transverse momentum

The mean transverse momentum as a function of N_{ch} at $\sqrt{s} = 0.9$ and 7 TeV is shown in Fig. 7. As seen in left panel, PERUGIA-0, PERUGIA-2011 and PYTHIA8 are within the systematic uncertainty bands of the data for soft events, though PYTHIA8 has a different functional form than the data. For the “hard” events there is a significant difference between the data and the generators above a multiplicity of about 20, in particular for the 7 TeV data. For lower multiplicities, ATLAS-CSC has an overall different shape than the other generators. For “all” events, at 0.9 TeV PERUGIA-0 and PERUGIA-2011 best reproduces the data, while the rest of the models do not give a good description. At 7 TeV, the calculations exhibit a change in the slope around $N_{ch} = 30$, which is not observed in the data. At similar multiplicities, the MC mean sphericity reaches a maximum before it decreases with increasing multiplicity (Fig. 5). The similarity in the multiplicity dependence between $\langle S_T \rangle$ and $\langle p_T \rangle$ suggests that the models may generate more back-to-back correlated high p_T particles (jets) than present in the data.

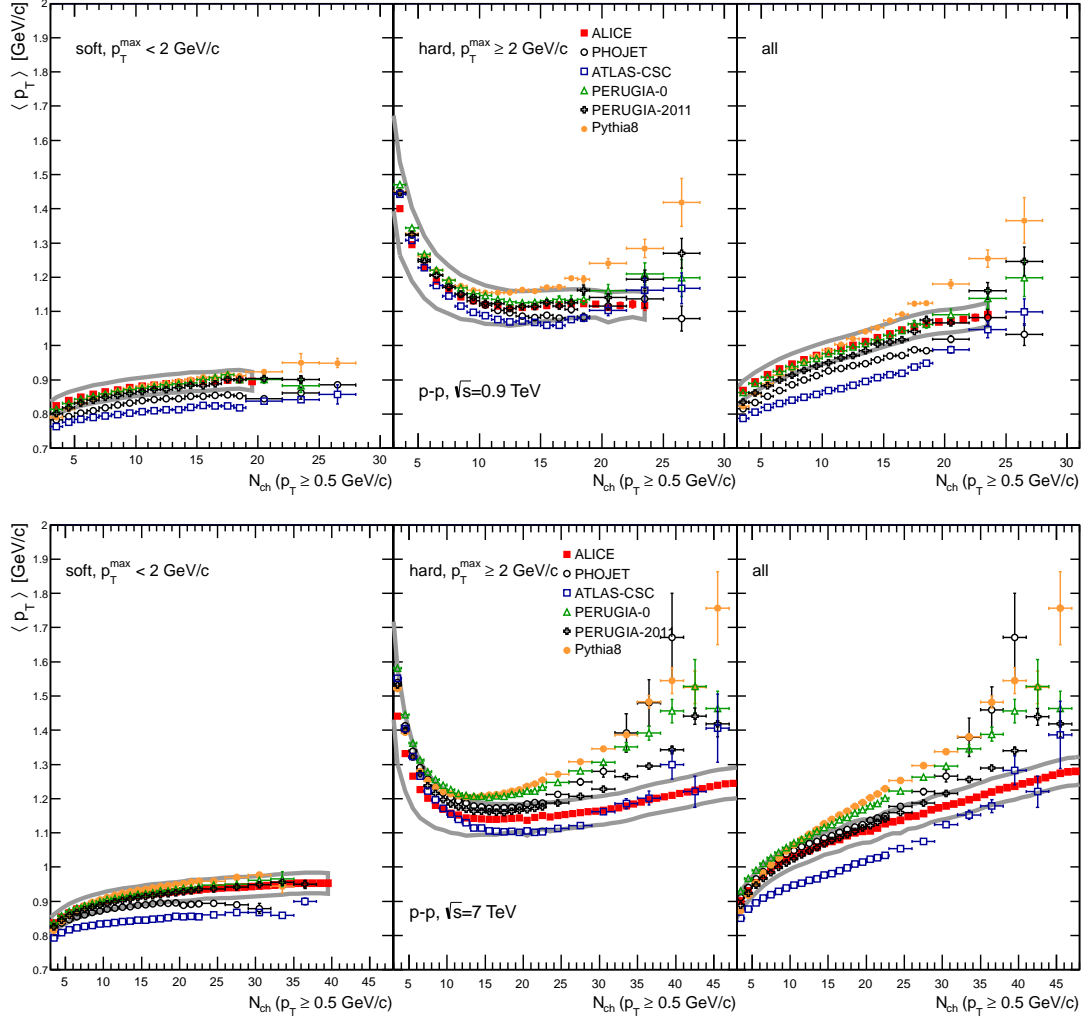


Fig. 7: Mean transverse momentum versus multiplicity. The ALICE data are compared with five models: PHOJET, PYTHIA6 (tunes: ATLAS-CSC, PERUGIA-0 and PERUGIA-2011) and PYTHIA8. Results at $\sqrt{s} = 0.9$ and 7 TeV are shown in the top and bottom rows, respectively. Different event classes are presented: (left) “soft”, (middle) “hard” and (right) “all”. The gray lines indicate the systematic uncertainty on data and the horizontal error bars indicate the bin widths.

5.3 S_T spectra in multiplicity intervals

To disentangle the ambiguities between p_T , S_T and multiplicity, the normalized transverse sphericity spectra (the probability of having events of different transverse sphericity in a given multiplicity interval) are computed at 7 TeV for four different intervals of multiplicity: $N_{ch} = 3-9$, $10-19$, $20-29$ and above 30. These are shown in Fig. 8 along with their ratios to each MC calculation. In the first multiplicity bin ($N_{ch} = 3-9$), the agreement between data and MC is generally good, but in the second bin ($N_{ch} = 10-19$) the ratio data to MC is systematically lower for $S_T \leq 0.4$ except for PERUGIA-2011. In the last bin of multiplicity the overproduction of back-to-back jets (in the azimuth) reaches a factor of 3, and there is an underestimation of isotropic events by a factor 2. As in previous cases, the best description is done by PERUGIA-2011.

To obtain information about the interplay between multiplicity and $\langle p_T \rangle$ through the event shapes, we also investigated the $\langle p_T \rangle$ as a function of $\langle S_T \rangle$ in intervals of multiplicity. The study is presented using MC generators at $\sqrt{s} = 7$ TeV, but the conclusion also holds at the other two energies. Figure 9 shows $\langle p_T \rangle$

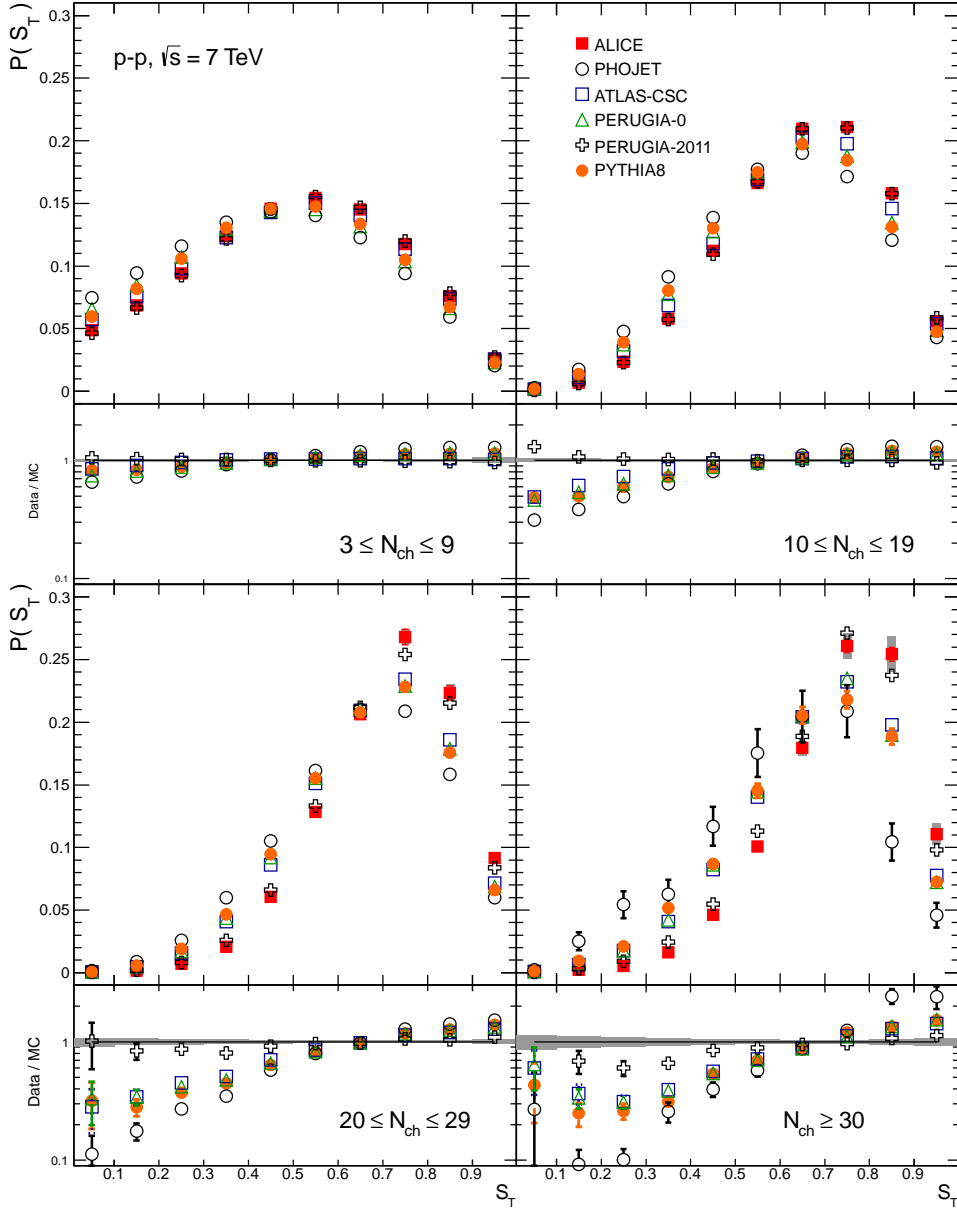


Fig. 8: Sphericity distributions in four bins of multiplicity: (upper-left) $3 \leq N_{\text{ch}} \leq 9$, (upper-right) $10 < N_{\text{ch}} \leq 19$, (bottom-left) $20 < N_{\text{ch}} \leq 29$ and (bottom-right) $N_{\text{ch}} \geq 30$ at $\sqrt{s} = 7$ TeV. The statistical errors are displayed as error bars and the systematic uncertainties as the shaded area.

as a function of S_T for two multiplicity bins (top panels) along with the contribution of each sphericity bin (bottom panels) to the final $\langle p_T \rangle$, *i. e.* the $\langle p_T \rangle$ weighted by the value $P(S_T)$. There are two points to emphasize. First, a large dependence of $\langle p_T \rangle$ on sphericity is observed for high multiplicities while at low ones the dependence is weaker. Second, the sphericity distribution determines the mean p_T in a specific bin of multiplicity. For instance, for $S_T = 0.3-0.4$ PHOJET and ATLAS-CSC have nearly the same value of $\langle p_T \rangle$, while the contribution to $\langle p_T \rangle$ in the multiplicity bin is twice larger for PHOJET compared to ATLAS-CSC. Hence, the reproduction of the sphericity should be taking into account in the tuning of the MC generators.

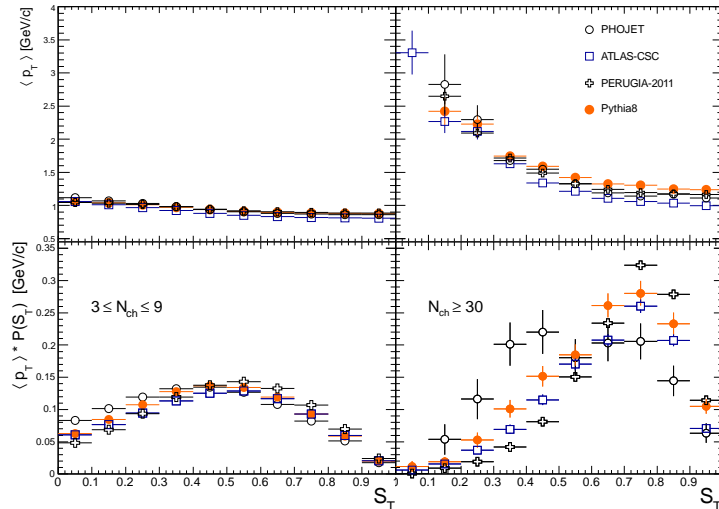


Fig. 9: Mean p_T (top) as a function of sphericity for two multiplicity bins (left) $3 \leq N_{ch} \leq 9$ and (right) $N_{ch} \geq 30$ for minimum bias pp collisions at $\sqrt{s} = 7$ TeV simulated with four different MC generators: PHOJET, PYTHIA6 (tune ATLAS-CSC and PERUGIA-2011) and PYTHIA8. Also the contributions of the different event topologies to the averaged mean p_T are presented (bottom).

6 Conclusion

A systematic characterization of the event shape in minimum bias proton–proton collisions at $\sqrt{s} = 0.9, 2.76$ and 7 TeV is presented. Confronted with the persistent difficulties of event generators to reproduce simultaneously the charged particle transverse momentum and multiplicity, the transverse sphericity is used to provide insight into the particle production mechanisms. The observables are measured using primary charged tracks with $p_T \geq 0.5$ GeV/c in $|\eta| \leq 0.8$ and reported as a function of the charged particle multiplicity at mid-rapidity (N_{ch}) for events with different scales (“soft” and “hard”) defined by the transverse momentum of the leading particle. The data are compared with calculations of standard Monte Carlo event generators: PHOJET, PYTHIA6 (tunes: ATLAS-CSC, PERUGIA-0 and PERUGIA-2011) and PYTHIA8 (default MB parameters).

The MC generators exhibit a decrease of $\langle S_T \rangle$ at high multiplicity with a simultaneous steep rise of $\langle p_T \rangle$. On the contrary, in ALICE data $\langle S_T \rangle$ stays approximately constant or slightly rising (Fig. 5) accompanied with a mild increase in $\langle p_T \rangle$ (Fig. 7). The mean sphericity seems to primarily depend on the multiplicity and not on \sqrt{s} (Fig. 6). At high multiplicity ($N_{ch} \geq 30$) the generators underestimate the production of isotropic events and overestimate the production of pencil-like events (Fig. 8). It seems that the generators tend to produce large multiplicity events by favoring the production of back-to-back high- p_T jets (low S_T) more so than in nature. The level of disagreement between data and generators is markedly different for “soft” and “hard” events, being much larger for the latter (Figs. 5–7). It is worthwhile to point out that PERUGIA-2011 describes the various aspects of the data generally quite well, except for the mean p_T , which it overestimates at high multiplicities. Our studies suggest that the tuning of generators should include the sphericity as an additional reference.

7 Acknowledgements

The ALICE collaboration would like to thank all its engineers and technicians for their invaluable contributions to the construction of the experiment and the CERN accelerator teams for the outstanding performance of the LHC complex.

The ALICE collaboration acknowledges the following funding agencies for their support in building and

running the ALICE detector:

Calouste Gulbenkian Foundation from Lisbon and Swiss Fonds Kidagan, Armenia;

Conselho Nacional de Desenvolvimento Científico e Tecnológico (CNPq),

Financiadora de Estudos e Projetos (FINEP), Fundação de Amparo à Pesquisa do Estado de São Paulo (FAPESP);

National Natural Science Foundation of China (NSFC), the Chinese Ministry of Education (CMOE) and the Ministry of Science and Technology of China (MSTC);

Ministry of Education and Youth of the Czech Republic;

Danish Natural Science Research Council, the Carlsberg Foundation and the Danish National Research Foundation;

The European Research Council under the European Community's Seventh Framework Programme;

Helsinki Institute of Physics and the Academy of Finland;

French CNRS-IN2P3, the 'Region Pays de Loire', 'Region Alsace', 'Region Auvergne' and CEA, France;

German BMBF and the Helmholtz Association;

General Secretariat for Research and Technology, Ministry of Development, Greece;

Hungarian OTKA and National Office for Research and Technology (NKTH);

Department of Atomic Energy and Department of Science and Technology of the Government of India;

Istituto Nazionale di Fisica Nucleare (INFN) of Italy;

MEXT Grant-in-Aid for Specially Promoted Research, Japan;

Joint Institute for Nuclear Research, Dubna;

National Research Foundation of Korea (NRF);

CONACYT, DGAPA, México, ALFA-EC and the HELEN Program (High-Energy physics Latin-American-European Network);

Stichting voor Fundamenteel Onderzoek der Materie (FOM) and the Nederlandse Organisatie voor Wetenschappelijk Onderzoek (NWO), Netherlands;

Research Council of Norway (NFR);

Polish Ministry of Science and Higher Education;

National Authority for Scientific Research - NASR (Autoritatea Națională pentru Cercetare Științifică - ANCS);

Federal Agency of Science of the Ministry of Education and Science of Russian Federation, International Science and Technology Center, Russian Academy of Sciences, Russian Federal Agency of Atomic Energy, Russian Federal Agency for Science and Innovations and CERN-INTAS;

Ministry of Education of Slovakia;

Department of Science and Technology, South Africa;

CIEMAT, EELA, Ministerio de Educación y Ciencia of Spain, Xunta de Galicia (Consellería de Educación), CEADEN, Cubaenergía, Cuba, and IAEA (International Atomic Energy Agency);

Swedish Research Council (VR) and Knut & Alice Wallenberg Foundation (KAW);

Ukraine Ministry of Education and Science;

United Kingdom Science and Technology Facilities Council (STFC);

The United States Department of Energy, the United States National Science Foundation, the State of Texas, and the State of Ohio.

References

- [1] K. Aamodt et al. (ALICE Collaboration), *Eur. Phys. J.* **C68**, 89 (2010).
- [2] K. Aamodt et al. (ALICE Collaboration), *Eur. Phys. J.* **C68**, 345 (2010).
- [3] G. Aad et al. (ATLAS Collaboration), *Phys. Lett.* **B688** 21 (2010).
- [4] S. Chatrchyan et al. (CMS Collaboration), *J. High Energy Phys.* **08** 086 (2011).

- [5] S. Chatrchyan et al. (CMS Collaboration), *J. High Energy Phys.* **01** 079 (2011).
- [6] G. Aad et al. (ATLAS Collaboration), *New J. Phys.* **13** 053033 (2011).
- [7] K. Aamodt et al. (ALICE Collaboration), *Phys. Lett.* **B693** 53 (2010).
- [8] A. Heister et al. (ALEPH Collaboration), *Eur. Phys. J.* **C35** 457 (2004).
- [9] W. Bartel et al. (JADE Collaboration), *Phys. Lett.* **B91** 142 (1980).
- [10] D.P. Barber et al. (MARK J Collaboration), *Phys. Rev. Lett.* **43** 830 (1979).
- [11] R. Brandelik et al. (TASSO Collaboration), *Phys. Lett.* **B97** 453 (1980).
- [12] A. Banfi et al., *J. High Energy Phys.* **08** 062 (2004).
- [13] V. Khachatryan et al. (CMS Collaboration), *Phys. Lett.* **B699** (2011) 48.
- [14] T. Aaltonen et al. (CDF Collaboration), *Phys. Rev.* **D83** 112007 (2011).
- [15] K. Aamodt et al. (ALICE Collaboration), *J. Instrum.* **3** S08002 (2008).
- [16] K. Aamodt et al. (ALICE Collaboration), *J. Instrum.* **5** P03003 (2010).
- [17] J. Alme, et al., *Nucl. Instrum. Methods* **A622** 316 (2010).
- [18] T. Sjostrand, *Comput. Phys. Commun.* **82** 74 (1994).
- [19] P. Z. Skands, *Phys. Rev.* **82** 074018 (2010).
- [20] R. Engel, *Z. Phys.* **C66** 203 (1995). R. Engel and J. Ranft, *Phys. Rev.* **D54** 4244 (1996).
- [21] A. Moraes, ATLAS Note ATL-COM-PHYS-2009-119, ATLAS CSC (306) tune.
- [22] P. Z. Skands, [arXiv:1005.3457](https://arxiv.org/abs/1005.3457).
- [23] Wei-Tian Deng et al., *Phys. Rev.* **C83** 014915 (2011).
- [24] T. Sjostrand et al., *Comput. Phys. Commun.* **178** 852 (2008).
- [25] V. Blobel, in *8th CERN School of Comp., CSC'84*, Aiguablava, Spain, 922 Sep. 1984, CERN-85-09, 88 (1985).
- [26] V. Khachatryan et al. (CMS Collaboration), *J. High Energy Phys.* **09** 091 (2010).

A The ALICE Collaboration

B. Abelev⁶⁸, J. Adam³³, D. Adamová⁷³, A.M. Adare¹²⁰, M.M. Aggarwal⁷⁷, G. Aglieri Rinella²⁹,
 A.G. Agocs⁶⁰, A. Agostinelli²¹, S. Aguilar Salazar⁵⁶, Z. Ahammed¹¹⁶, N. Ahmad¹³, A. Ahmad Masoodi¹³,
 S.U. Ahn^{63,36}, A. Akindinov⁴⁶, D. Aleksandrov⁸⁸, B. Alessandro⁹⁴, R. Alfaro Molina⁵⁶, A. Alici^{97,9},
 A. Alkin², E. Almaráz Aviña⁵⁶, J. Alme³¹, T. Alt³⁵, V. Altini²⁷, S. Altinpinar¹⁴, I. Altsybeev¹¹⁷, C. Andrei⁷⁰,
 A. Andronic⁸⁵, V. Anguelov⁸², J. Anielski⁵⁴, C. Anson¹⁵, T. Antičić⁸⁶, F. Antinori⁹³, P. Antonioli⁹⁷,
 L. Aphecetche¹⁰², H. Appelshäuser⁵², N. Arbor⁶⁴, S. Arcelli²¹, A. Arend⁵², N. Armesto¹², R. Arnaldi⁹⁴,
 T. Aronsson¹²⁰, I.C. Arsene⁸⁵, M. Arslandok⁵², A. Asryan¹¹⁷, A. Augustinus²⁹, R. Averbeck⁸⁵, T.C. Awes⁷⁴,
 J. Äystö³⁷, M.D. Azmi¹³, M. Bach³⁵, A. Badalá⁹⁹, Y.W. Baek^{63,36}, R. Bailhache⁵², R. Bala⁹⁴,
 R. Baldini Ferroli⁹, A. Baldisseri¹¹, A. Baldit⁶³, F. Baltasar Dos Santos Pedrosa²⁹, J. Bán⁴⁷, R.C. Baral⁴⁸,
 R. Barbera²³, F. Barile²⁷, G.G. Barnaföldi⁶⁰, L.S. Barnby⁹⁰, V. Barret⁶³, J. Bartke¹⁰⁴, M. Basile²¹,
 N. Bastid⁶³, S. Basu¹¹⁶, B. Bathen⁵⁴, G. Batigne¹⁰², B. Batyunya⁵⁹, C. Baumann⁵², I.G. Bearden⁷¹,
 H. Beck⁵², I. Belikov⁵⁸, F. Bellini²¹, R. Bellwied¹¹⁰, E. Belmont-Moreno⁵⁶, G. Bencedi⁶⁰, S. Beole²⁵,
 I. Berceanu⁷⁰, A. Bercuci⁷⁰, Y. Berdnikov⁷⁵, D. Berenyi⁶⁰, D. Berzano⁹⁴, L. Betev²⁹, A. Bhasin⁸⁰,
 A.K. Bhati⁷⁷, J. Bhowmik¹¹⁴, N. Bianchi⁶⁵, L. Bianchi²⁵, C. Bianchin¹⁹, J. Bielčič³³, J. Bielčíková⁷³,
 A. Bilandžić^{72,71}, S. Bjelogrić⁴⁵, F. Blanco¹¹⁰, F. Blanco⁷, D. Blau⁸⁸, C. Blume⁵², M. Boccioni²⁹, N. Bock¹⁵,
 S. Böttger⁵¹, A. Bogdanov⁶⁹, H. Bøggild⁷¹, M. Bogolyubsky⁴³, L. Boldizsár⁶⁰, M. Bombara³⁴, J. Book⁵²,
 H. Borel¹¹, A. Borissov¹¹⁹, S. Bose⁸⁹, F. Bossu²⁵, M. Botje⁷², B. Boyer⁴², E. Braidot⁶⁷,
 P. Braun-Munzinger⁸⁵, M. Bregant¹⁰², T. Breitner⁵¹, T.A. Browning⁸³, M. Broz³², R. Brun²⁹, E. Bruna^{25,94},
 G.E. Bruno²⁷, D. Budnikov⁸⁷, H. Buesching⁵², S. Bufalino^{25,94}, K. Bugaiev², O. Busch⁸², Z. Buthelezi⁷⁹,
 D. Caballero Orduna¹²⁰, D. Caffarri¹⁹, X. Cai³⁹, H. Caines¹²⁰, E. Calvo Villar⁹¹, P. Camerini²⁰,
 V. Canoa Roman^{8,1}, G. Cara Romeo⁹⁷, W. Carena²⁹, F. Carena²⁹, N. Carlin Filho¹⁰⁷, F. Carminati²⁹,
 C.A. Carrillo Montoya²⁹, A. Casanova Díaz⁶⁵, J. Castillo Castellanos¹¹, J.F. Castillo Hernandez⁸⁵,
 E.A.R. Casula¹⁸, V. Catanesu⁷⁰, C. Cavicchioli²⁹, C. Ceballos Sanchez⁶, J. Cepila³³, P. Cerello⁹⁴,
 B. Chang^{37,123}, S. Chapeland²⁹, J.L. Charvet¹¹, S. Chattopadhyay¹¹⁶, S. Chattopadhyay⁸⁹, I. Chawla⁷⁷,
 M. Cherney⁷⁶, C. Cheshkov^{29,109}, B. Cheynis¹⁰⁹, V. Chibante Barroso²⁹, D.D. Chinellato¹⁰⁸, P. Chochula²⁹,
 M. Chojnacki⁴⁵, S. Choudhury¹¹⁶, P. Christakoglou^{72,45}, C.H. Christensen⁷¹, P. Christiansen²⁸, T. Chujo¹¹⁴,
 S.U. Chung⁸⁴, C. Cicalo⁹⁶, L. Cifarelli^{21,29}, F. Cindolo⁹⁷, J. Cleymans⁷⁹, F. Coccetti⁹, F. Colamaria²⁷,
 D. Colella²⁷, G. Conesa Balbastre⁶⁴, Z. Conesa del Valle²⁹, P. Constantin⁸², G. Contin²⁰, J.G. Contreras⁸,
 T.M. Cormier¹¹⁹, Y. Corrales Morales²⁵, P. Cortese²⁶, I. Cortés Maldonado¹, M.R. Cosentino^{67,108}, F. Costa²⁹,
 M.E. Cotallo⁷, E. Crescio⁸, P. Crochet⁶³, E. Cruz Alaniz⁵⁶, E. Cuautle⁵⁵, L. Cunqueiro⁶⁵, A. Dainese^{19,93},
 H.H. Dalsgaard⁷¹, A. Danu⁵⁰, I. Das^{89,42}, K. Das⁸⁹, D. Das⁸⁹, A. Dash¹⁰⁸, S. Dash⁴⁰, S. De¹¹⁶,
 G.O.V. de Barros¹⁰⁷, A. De Caro^{24,9}, G. de Cataldo⁹⁸, J. de Cuveland³⁵, A. De Falco¹⁸, D. De Gruttola²⁴,
 H. Delgrange¹⁰², A. Deloff¹⁰⁰, V. Demanov⁸⁷, N. De Marco⁹⁴, E. Dénes⁶⁰, S. De Pasquale²⁴,
 A. Deppman¹⁰⁷, G. D'Erasmus²⁷, R. de Rooij⁴⁵, M.A. Diaz Corchero⁷, D. Di Bari²⁷, T. Dietel⁵⁴,
 S. Di Liberto⁹⁵, A. Di Mauro²⁹, P. Di Nezza⁶⁵, R. Divià²⁹, Ø. Djuvsland¹⁴, A. Dobrin^{119,28},
 T. Dobrowolski¹⁰⁰, I. Domínguez⁵⁵, B. Dönigus⁸⁵, O. Dordic¹⁷, O. Driga¹⁰², A.K. Dubey¹¹⁶, L. Ducroux¹⁰⁹,
 P. Dupieux⁶³, A.K. Dutta Majumdar⁸⁹, M.R. Dutta Majumdar¹¹⁶, D. Elia⁹⁸, D. Emschermann⁵⁴, H. Engel⁵¹,
 H.A. Erdal³¹, B. Espagnon⁴², M. Estienne¹⁰², S. Esumi¹¹⁴, D. Evans⁹⁰, G. Eyyubova¹⁷, D. Fabris^{19,93},
 J. Faivre⁶⁴, D. Falchieri²¹, A. Fantoni⁶⁵, M. Fasel⁸⁵, R. Fearick⁷⁹, A. Fedunov⁵⁹, D. Fehlker¹⁴, L. Feldkamp⁵⁴,
 D. Felea⁵⁰, B. Fenton-Olsen⁶⁷, G. Feofilov¹¹⁷, A. Fernández Téllez¹, R. Ferretti²⁶, A. Ferretti²⁵, J. Figiel¹⁰⁴,
 M.A.S. Figueredo¹⁰⁷, S. Filchagin⁸⁷, D. Finogeev⁴⁴, F.M. Fionda²⁷, E.M. Fiore²⁷, M. Floris²⁹, S. Foertsch⁷⁹,
 P. Foka⁸⁵, S. Fokin⁸⁸, E. Fragiaco⁹², U. Frankenfeld⁸⁵, U. Fuchs²⁹, C. Furget⁶⁴, M. Fusco Girard²⁴,
 J.J. Gaardhøje⁷¹, M. Gagliardi²⁵, A. Gago⁹¹, M. Gallio²⁵, D.R. Gangadharan¹⁵, P. Ganoti⁷⁴, C. Garabatos⁸⁵,
 E. Garcia-Solis¹⁰, I. Garishvili⁶⁸, J. Gerhard³⁵, M. Germain¹⁰², C. Geuna¹¹, A. Gheata²⁹, M. Gheata^{50,29},
 B. Ghidini²⁷, P. Ghosh¹¹⁶, P. Gianotti⁶⁵, M.R. Girard¹¹⁸, P. Giubellino²⁹, E. Gladysz-Dziadus¹⁰⁴, P. Glässel⁸²,
 R. Gomez¹⁰⁶, E.G. Ferreira¹², L.H. González-Trueba⁵⁶, P. González-Zamora⁷, S. Gorbunov³⁵, A. Goswami⁸¹,
 S. Gotovac¹⁰³, V. Grabski⁵⁶, L.K. Graczykowski¹¹⁸, R. Gracjarek⁸², A. Grelli⁴⁵, A. Grigoras²⁹, C. Grigoras²⁹,
 V. Grigoriev⁶⁹, A. Grigoryan¹²¹, S. Grigoryan⁵⁹, B. Grinyov², N. Grion⁹², P. Gros²⁸,
 J.F. Grosse-Oetringhaus²⁹, J.-Y. Grossiord¹⁰⁹, R. Grosso²⁹, F. Guber⁴⁴, R. Guernane⁶⁴, C. Guerra Gutierrez⁹¹,
 B. Guerzoni²¹, M. Guilbaud¹⁰⁹, K. Gulbrandsen⁷¹, T. Gunji¹¹³, A. Gupta⁸⁰, R. Gupta⁸⁰, H. Gutbrod⁸⁵,
 Ø. Haaland¹⁴, C. Hadjidakis⁴², M. Haiduc⁵⁰, H. Hamagaki¹¹³, G. Hamar⁶⁰, B.H. Han¹⁶, L.D. Hanratty⁹⁰,
 A. Hansen⁷¹, Z. Harmanova³⁴, J.W. Harris¹²⁰, M. Hartig⁵², D. Hasegan⁵⁰, D. Hatzifotiadou⁹⁷,
 A. Hayrapetyan^{29,121}, S.T. Heckel⁵², M. Heide⁵⁴, H. Helstrup³¹, A. Herghelegiu⁷⁰, G. Herrera Corral⁸,
 N. Herrmann⁸², K.F. Hetland³¹, B. Hicks¹²⁰, P.T. Hille¹²⁰, B. Hippolyte⁵⁸, T. Horaguchi¹¹⁴, Y. Hori¹¹³,
 P. Hristov²⁹, I. Hřivnáčová⁴², M. Huang¹⁴, T.J. Humanic¹⁵, D.S. Hwang¹⁶, R. Ichou⁶³, R. Ilkaev⁸⁷, I. Ilkiv¹⁰⁰,

M. Inaba¹¹⁴, E. Incani¹⁸, G.M. Innocenti²⁵, P.G. Innocenti²⁹, M. Ippolitov⁸⁸, M. Irfan¹³, C. Ivan⁸⁵,
 A. Ivanov¹¹⁷, V. Ivanov⁷⁵, M. Ivanov⁸⁵, O. Ivanytskyi², A. Jachołkowski²⁹, P. M. Jacobs⁶⁷, L. Jancurová⁵⁹,
 H.J. Jang⁶², S. Jangal⁵⁸, R. Janik³², M.A. Janik¹¹⁸, P.H.S.Y. Jayarathna¹¹⁰, S. Jena⁴⁰, D.M. Jha¹¹⁹,
 R.T. Jimenez Bustamante⁵⁵, L. Jirden²⁹, P.G. Jones⁹⁰, H. Jung³⁶, A. Jusko⁹⁰, A.B. Kaidalov⁴⁶, V. Kakoyan¹²¹,
 S. Kalcher³⁵, P. Kaliňák⁴⁷, T. Kalliokoski³⁷, A. Kalweit⁵³, K. Kanaki¹⁴, J.H. Kang¹²³, V. Kaplin⁶⁹,
 A. Karasu Uysal^{29,122}, O. Karavichev⁴⁴, T. Karavicheva⁴⁴, E. Karpechev⁴⁴, A. Kazantsev⁸⁸, U. Keschull⁵¹,
 R. Keidel¹²⁴, P. Khan⁸⁹, M.M. Khan¹³, S.A. Khan¹¹⁶, A. Khanzadeev⁷⁵, Y. Kharlov⁴³, B. Kileng³¹,
 T. Kim¹²³, D.J. Kim³⁷, D.W. Kim³⁶, J.H. Kim¹⁶, J.S. Kim³⁶, M.Kim³⁶, M. Kim¹²³, S.H. Kim³⁶, S. Kim¹⁶,
 B. Kim¹²³, S. Kirsch³⁵, I. Kisel³⁵, S. Kiselev⁴⁶, A. Kisiel^{29,118}, J.L. Klay⁴, J. Klein⁸², C. Klein-Bösing⁵⁴,
 M. Kliemant⁵², A. Kluge²⁹, M.L. Knichel⁸⁵, A.G. Knospe¹⁰⁵, K. Koch⁸², M.K. Köhler⁸⁵, A. Kolojvari¹¹⁷,
 V. Kondratiev¹¹⁷, N. Kondratyeva⁶⁹, A. Konevskikh⁴⁴, A. Korneev⁸⁷, R. Kour⁹⁰, M. Kowalski¹⁰⁴, S. Kox⁶⁴,
 G. Koyithatta Meethalevedu⁴⁰, J. Kral³⁷, I. Králik⁴⁷, F. Kramer⁵², I. Kraus⁸⁵, T. Krawutschke^{82,30},
 M. Krelina³³, M. Kretz³⁵, M. Krivda^{90,47}, F. Krizek³⁷, M. Krus³³, E. Kryshen⁷⁵, M. Krzewicki⁸⁵,
 Y. Kucheriaev⁸⁸, C. Kuhn⁵⁸, P.G. Kuijer⁷², I. Kulakov⁵², P. Kurashvili¹⁰⁰, A. Kurepin⁴⁴, A.B. Kurepin⁴⁴,
 A. Kuryakin⁸⁷, S. Kushpil⁷³, V. Kushpil⁷³, H. Kvaerno¹⁷, M.J. Kweon⁸², Y. Kwon¹²³, P. Ladrón de Guevara⁵⁵,
 I. Lakomov⁴², R. Langoy¹⁴, S.L. La Pointe⁴⁵, C. Lara⁵¹, A. Lardeux¹⁰², P. La Rocca²³, C. Lazzeroni⁹⁰,
 R. Lea²⁰, Y. Le Bornec⁴², M. Lechman²⁹, S.C. Lee³⁶, G.R. Lee⁹⁰, K.S. Lee³⁶, F. Lefèvre¹⁰², J. Lehnert⁵²,
 L. Leistam²⁹, M. Lenhardt¹⁰², V. Lenti⁹⁸, H. León⁵⁶, I. León Monzón¹⁰⁶, H. León Vargas⁵², P. Lévai⁶⁰,
 J. Lien¹⁴, R. Lietava⁹⁰, S. Lindal¹⁷, V. Lindenstruth³⁵, C. Lippmann^{85,29}, M.A. Lisa¹⁵, L. Liu¹⁴,
 P.I. Loenne¹⁴, V.R. Loggins¹¹⁹, V. Loginov⁶⁹, S. Lohn²⁹, D. Lohner⁸², C. Loizides⁶⁷, K.K. Loo³⁷, X. Lopez⁶³,
 E. López Torres⁶, G. Løvholden¹⁷, X.-G. Lu⁸², P. Luettig⁵², M. Lunardon¹⁹, J. Luo³⁹, G. Luparello⁴⁵,
 L. Luquin¹⁰², C. Luzzi²⁹, K. Ma³⁹, R. Ma¹²⁰, D.M. Madagodahettige-Don¹¹⁰, A. Maevskaya⁴⁴,
 M. Mager^{53,29}, D.P. Mahapatra⁴⁸, A. Maire⁵⁸, M. Malaev⁷⁵, I. Maldonado Cervantes⁵⁵, L. Malinina^{59,ii},
 D. Mal'Kevich⁴⁶, P. Malzacher⁸⁵, A. Mamonov⁸⁷, L. Manceau⁹⁴, L. Mangotra⁸⁰, V. Manko⁸⁸, F. Manso⁶³,
 V. Manzari⁹⁸, Y. Mao³⁹, M. Marchisone^{63,25}, J. Mareš⁴⁹, G.V. Margagliotti^{20,92}, A. Margotti⁹⁷, A. Marín⁸⁵,
 C.A. Marin Tobon²⁹, C. Markert¹⁰⁵, I. Martashvili¹¹², P. Martinengo²⁹, M.I. Martínez¹, A. Martínez Davalos⁵⁶,
 G. Martínez García¹⁰², Y. Martynov², A. Mas¹⁰², S. Masciocchi⁸⁵, M. Masera²⁵, A. Masoni⁹⁶,
 L. Massacrier^{109,102}, M. Mastroarco⁹⁸, A. Mastroserio^{27,29}, Z.L. Matthews⁹⁰, A. Matyjka^{104,102},
 D. Mayani⁵⁵, C. Mayer¹⁰⁴, J. Mazer¹¹², M.A. Mazzoni⁹⁵, F. Meddi²², A. Menchaca-Rocha⁵⁶,
 J. Mercado Pérez⁸², M. Meres³², Y. Miake¹¹⁴, L. Milano²⁵, J. Milosevic^{17,ii}, A. Mischke⁴⁵, A.N. Mishra⁸¹,
 D. Miśkowiec^{85,29}, C. Mitu⁵⁰, J. Mlynarz¹¹⁹, A.K. Mohanty²⁹, B. Mohanty¹¹⁶, L. Molnar²⁹,
 L. Montaña Zetina⁸, M. Monteno⁹⁴, E. Montes⁷, T. Moon¹²³, M. Morando¹⁹, D.A. Moreira De Godoy¹⁰⁷,
 S. Moretto¹⁹, A. Morsch²⁹, V. Muccifora⁶⁵, E. Mudnic¹⁰³, S. Muhuri¹¹⁶, M. Mukherjee¹¹⁶, H. Müller²⁹,
 M.G. Munhoz¹⁰⁷, L. Musa²⁹, A. Musso⁹⁴, B.K. Nandi⁴⁰, R. Nania⁹⁷, E. Nappi⁹⁸, C. Nattrass¹¹², N.P.
 Naumov⁸⁷, S. Navin⁹⁰, T.K. Nayak¹¹⁶, S. Nazarenko⁸⁷, G. Nazarov⁸⁷, A. Nedosekin⁴⁶, B.S. Nielsen⁷¹,
 T. Niida¹¹⁴, S. Nikolaev⁸⁸, V. Nikolic⁸⁶, V. Nikulin⁷⁵, S. Nikulin⁸⁸, B.S. Nilsen⁷⁶, M.S. Nilsson¹⁷,
 F. Noferini^{97,9}, P. Nomokonov⁵⁹, G. Nooren⁴⁵, N. Novitzky³⁷, A. Nyanin⁸⁸, A. Nyatha⁴⁰, C. Nygaard⁷¹,
 J. Nystrand¹⁴, A. Ochirov¹¹⁷, H. Oeschler^{53,29}, S.K. Oh³⁶, S. Oh¹²⁰, J. Oleniacz¹¹⁸, C. Oppedisano⁹⁴,
 A. Ortiz Velasquez^{28,55}, G. Ortona²⁵, A. Oskarsson²⁸, P. Ostrowski¹¹⁸, J. Otwinowski⁸⁵, K. Oyama⁸²,
 K. Ozawa¹¹³, Y. Pachmayer⁸², M. Pachr³³, F. Padilla²⁵, P. Pagano²⁴, G. Paic⁵⁵, F. Painke³⁵, C. Pajares¹²,
 S.K. Pal¹¹⁶, S. Pal¹¹, A. Palaha⁹⁰, A. Palmeri⁹⁹, V. Papikyan¹²¹, G.S. Pappalardo⁹⁹, W.J. Park⁸⁵,
 A. Passfeld⁵⁴, B. Pastirčák⁴⁷, D.I. Patalakha⁴³, V. Patichio⁹⁸, A. Pavlinov¹¹⁹, T. Pawlak¹¹⁸, T. Peitzmann⁴⁵,
 H. Pereira Da Costa¹¹, E. Pereira De Oliveira Filho¹⁰⁷, D. Peresunko⁸⁸, C.E. Pérez Lara⁷², E. Perez Lezama⁵⁵,
 D. Perini²⁹, D. Perrino²⁷, W. Peryt¹¹⁸, A. Pesci⁹⁷, V. Peskov^{29,55}, Y. Pestov³, V. Petráček³³, M. Petran³³,
 M. Petris⁷⁰, P. Petrov⁹⁰, M. Petrovici⁷⁰, C. Petta²³, S. Piano⁹², A. Piccotti⁹⁴, M. Pikna³², P. Pillot¹⁰²,
 O. Pinazza²⁹, L. Pinsky¹¹⁰, N. Pitz⁵², D.B. Piyarathna¹¹⁰, M. Płoskoń⁶⁷, J. Pluta¹¹⁸, T. Pocheptsov⁵⁹,
 S. Pochybova⁶⁰, P.L.M. Podesta-Lerma¹⁰⁶, M.G. Poghosyan^{29,25}, K. Polák⁴⁹, B. Polichtchouk⁴³, A. Pop⁷⁰,
 S. Porteboeuf-Houssais⁶³, V. Pospíšil³³, B. Potukuchi⁸⁰, S.K. Prasad¹¹⁹, R. Preghenella^{97,9}, F. Prino⁹⁴,
 C.A. Pruneau¹¹⁹, I. Pshenichnov⁴⁴, S. Puchagin⁸⁷, G. Puddu¹⁸, J. Pujol Teixido⁵¹, A. Pulvirenti^{23,29},
 V. Punin⁸⁷, M. Putiš³⁴, J. Putschke^{119,120}, E. Quercigh²⁹, H. Qvigstad¹⁷, A. Rachevski⁹², A. Rademakers²⁹,
 S. Radomski⁸², T.S. Rähä³⁷, J. Rak³⁷, A. Rakotozafindrabe¹¹, L. Ramello²⁶, A. Ramírez Reyes⁸,
 S. Raniwala⁸¹, R. Raniwala⁸¹, S.S. Räsänen³⁷, B.T. Rascanu⁵², D. Rathee⁷⁷, K.F. Read¹¹², J.S. Real⁶⁴,
 K. Redlich^{100,57}, P. Reichelt⁵², M. Reicher⁴⁵, R. Renfordt⁵², A.R. Reolon⁶⁵, A. Reshetin⁴⁴, F. Rettig³⁵,
 J.-P. Revol²⁹, K. Reygers⁸², L. Riccati⁹⁴, R.A. Ricci⁶⁶, T. Richert²⁸, M. Richter¹⁷, P. Riedler²⁹, W. Riegler²⁹,
 F. Riggi^{23,99}, B. Rodrigues Fernandes Rabacal²⁹, M. Rodríguez Cahuantzi¹, A. Rodríguez Manso⁷²,
 K. Røed¹⁴, D. Rohr³⁵, D. Röhrich¹⁴, R. Romita⁸⁵, F. Ronchetti⁶⁵, P. Rosnet⁶³, S. Rosseger²⁹, A. Rossi^{29,19},

P. Roy⁸⁹, C. Roy⁵⁸, A.J. Rubio Montero⁷, R. Rui²⁰, E. Ryabinkin⁸⁸, A. Rybicki¹⁰⁴, S. Sadovsky⁴³, K. Šafařík²⁹, R. Sahoo⁴¹, P.K. Sahu⁴⁸, J. Saini¹¹⁶, H. Sakaguchi³⁸, S. Sakai⁶⁷, D. Sakata¹¹⁴, C.A. Salgado¹², J. Salzwedel¹⁵, S. Sambyal⁸⁰, V. Samsonov⁷⁵, X. Sanchez Castro^{55,58}, L. Šándor⁴⁷, A. Sandoval⁵⁶, S. Sano¹¹³, M. Sano¹¹⁴, R. Santo⁵⁴, R. Santoro^{98,29}, J. Sarkamo³⁷, E. Scapparone⁹⁷, F. Scarlassara¹⁹, R.P. Scharenberg⁸³, C. Schiaua⁷⁰, R. Schicker⁸², C. Schmidt⁸⁵, H.R. Schmidt¹¹⁵, S. Schreiner²⁹, S. Schuchmann⁵², J. Schukraft²⁹, Y. Schutz^{29,102}, K. Schwarz⁸⁵, K. Schweda^{85,82}, G. Scioli²¹, E. Scomparin⁹⁴, R. Scott¹¹², P.A. Scott⁹⁰, G. Segato¹⁹, I. Selyuzhenkov⁸⁵, S. Senyukov^{26,58}, J. Seo⁸⁴, S. Serci¹⁸, E. Serradilla^{7,56}, A. Sevcenco⁵⁰, A. Shabetai¹⁰², G. Shabratova⁵⁹, R. Shahoyan²⁹, S. Sharma⁸⁰, N. Sharma⁷⁷, S. Rohni⁸⁰, K. Shigaki³⁸, M. Shimomura¹¹⁴, K. Shtejer⁶, Y. Sibiriak⁸⁸, M. Siciliano²⁵, E. Sicking²⁹, S. Siddhanta⁹⁶, T. Siemiarczuk¹⁰⁰, D. Silvermyr⁷⁴, c. Silvestre⁶⁴, G. Simatovic^{55,86}, G. Simonetti²⁹, R. Singaraju¹¹⁶, R. Singh⁸⁰, S. Singha¹¹⁶, T. Sinha⁸⁹, B.C. Sinha¹¹⁶, B. Sitar³², M. Sitta²⁶, T.B. Skaali¹⁷, K. Skjerdal¹⁴, R. Smakal³³, N. Smirnov¹²⁰, R.J.M. Snellings⁴⁵, C. Sogaard⁷¹, R. Soltz⁶⁸, H. Son¹⁶, J. Song⁸⁴, M. Song¹²³, C. Soos²⁹, F. Soramel¹⁹, I. Sputowska¹⁰⁴, M. Spyropoulou-Stassinaki⁷⁸, B.K. Srivastava⁸³, J. Stachel⁸², I. Stan⁵⁰, I. Stan⁵⁰, G. Stefanek¹⁰⁰, T. Steinbeck³⁵, M. Steinpreis¹⁵, E. Stenlund²⁸, G. Steyn⁷⁹, J.H. Stiller⁸², D. Stocco¹⁰², M. Stolpovskiy⁴³, K. Strabykin⁸⁷, P. Strmen³², A.A.P. Suaide¹⁰⁷, M.A. Subieta Vásquez²⁵, T. Sugitate³⁸, C. Suire⁴², M. Sukhorukov⁸⁷, R. Sultanov⁴⁶, M. Šumbera⁷³, T. Susa⁸⁶, A. Szanto de Toledo¹⁰⁷, I. Szarka³², A. Szczepankiewicz¹⁰⁴, A. Szostak¹⁴, M. Szymanski¹¹⁸, J. Takahashi¹⁰⁸, J.D. Tapia Takaki⁴², A. Tauro²⁹, G. Tejeda Muñoz¹, A. Telesca²⁹, C. Terrevoli²⁷, J. Thäder⁸⁵, D. Thomas⁴⁵, R. Tieulent¹⁰⁹, A.R. Timmins¹¹⁰, D. Tlusty³³, A. Toia^{35,29}, H. Torii¹¹³, L. Toscano⁹⁴, D. Truesdale¹⁵, W.H. Trzaska³⁷, T. Tsuji¹¹³, A. Tumkin⁸⁷, R. Turrisi⁹³, T.S. Tveter¹⁷, J. Ulery⁵², K. Ullaland¹⁴, J. Ulrich^{61,51}, A. Uras¹⁰⁹, J. Urbán³⁴, G.M. Urciuoli⁹⁵, G.L. Usai¹⁸, M. Vajzer^{33,73}, M. Vala^{59,47}, L. Valencia Palomo⁴², S. Vallero⁸², N. van der Kolk⁷², P. Vande Vyvre²⁹, M. van Leeuwen⁴⁵, L. Vannucci⁶⁶, A. Vargas¹, R. Varma⁴⁰, M. Vasileiou⁷⁸, A. Vasiliev⁸⁸, V. Vechernin¹¹⁷, M. Veldhoen⁴⁵, M. Venaruzzo²⁰, E. Vercellin²⁵, S. Vergara¹, R. Vernel⁵, M. Verweij⁴⁵, L. Vickovic¹⁰³, G. Viesti¹⁹, O. Vikhlyantsev⁸⁷, Z. Vilakazi⁷⁹, O. Villalobos Baillie⁹⁰, A. Vinogradov⁸⁸, Y. Vinogradov⁸⁷, L. Vinogradov¹¹⁷, T. Virgili²⁴, Y.P. Vijoyi¹¹⁶, A. Vodopyanov⁵⁹, S. Voloshin¹¹⁹, K. Voloshin⁴⁶, G. Volpe^{27,29}, B. von Haller²⁹, D. Vranic⁸⁵, G. Øvrebekk¹⁴, J. Vrláková³⁴, B. Vulpescu⁶³, A. Vyushin⁸⁷, B. Wagner¹⁴, V. Wagner³³, R. Wan^{58,39}, Y. Wang³⁹, D. Wang³⁹, M. Wang³⁹, Y. Wang⁸², K. Watanabe¹¹⁴, M. Weber¹¹⁰, J.P. Wessels^{29,54}, U. Westerhoff⁵⁴, J. Wiechula¹¹⁵, J. Wikne¹⁷, M. Wilde⁵⁴, G. Wilk¹⁰⁰, A. Wilk⁵⁴, M.C.S. Williams⁹⁷, B. Windelband⁸², L. Xaplanteris Karampatsos¹⁰⁵, C.G. Yaldo¹¹⁹, Y. Yamaguchi¹¹³, S. Yang¹⁴, H. Yang¹¹, S. Yasnopolskiy⁸⁸, J. Yi⁸⁴, Z. Yin³⁹, I.-K. Yoo⁸⁴, J. Yoon¹²³, W. Yu⁵², X. Yuan³⁹, I. Yushmanov⁸⁸, C. Zach³³, C. Zampolli⁹⁷, S. Zaporozhets⁵⁹, A. Zarochentsev¹¹⁷, P. Závada⁴⁹, N. Zaviyalov⁸⁷, H. Zbroszczyk¹¹⁸, P. Zelnicsek⁵¹, I.S. Zgura⁵⁰, M. Zhalov⁷⁵, X. Zhang^{63,39}, H. Zhang³⁹, Y. Zhou⁴⁵, D. Zhou³⁹, F. Zhou³⁹, X. Zhu³⁹, J. Zhu³⁹, J. Zhu³⁹, A. Zichichi^{21,9}, A. Zimmermann⁸², G. Zinovjev², Y. Zoccarato¹⁰⁹, M. Zynovyev², M. Zyzak⁵²

Affiliation notes

- ⁱ Also at: M.V.Lomonosov Moscow State University, D.V.Skobeltzyn Institute of Nuclear Physics, Moscow, Russia
ⁱⁱ Also at: "Vinča" Institute of Nuclear Sciences, Belgrade, Serbia

Collaboration Institutes

- ¹ Benemérita Universidad Autónoma de Puebla, Puebla, Mexico
- ² Bogolyubov Institute for Theoretical Physics, Kiev, Ukraine
- ³ Budker Institute for Nuclear Physics, Novosibirsk, Russia
- ⁴ California Polytechnic State University, San Luis Obispo, California, United States
- ⁵ Centre de Calcul de l'IN2P3, Villeurbanne, France
- ⁶ Centro de Aplicaciones Tecnológicas y Desarrollo Nuclear (CEADEN), Havana, Cuba
- ⁷ Centro de Investigaciones Energéticas Medioambientales y Tecnológicas (CIEMAT), Madrid, Spain
- ⁸ Centro de Investigación y de Estudios Avanzados (CINVESTAV), Mexico City and Mérida, Mexico
- ⁹ Centro Fermi – Centro Studi e Ricerche e Museo Storico della Fisica "Enrico Fermi", Rome, Italy
- ¹⁰ Chicago State University, Chicago, United States
- ¹¹ Commissariat à l'Energie Atomique, IRFU, Saclay, France
- ¹² Departamento de Física de Partículas and IGFAE, Universidad de Santiago de Compostela, Santiago de Compostela, Spain
- ¹³ Department of Physics Aligarh Muslim University, Aligarh, India

- 14 Department of Physics and Technology, University of Bergen, Bergen, Norway
- 15 Department of Physics, Ohio State University, Columbus, Ohio, United States
- 16 Department of Physics, Sejong University, Seoul, South Korea
- 17 Department of Physics, University of Oslo, Oslo, Norway
- 18 Dipartimento di Fisica dell'Università and Sezione INFN, Cagliari, Italy
- 19 Dipartimento di Fisica dell'Università and Sezione INFN, Padova, Italy
- 20 Dipartimento di Fisica dell'Università and Sezione INFN, Trieste, Italy
- 21 Dipartimento di Fisica dell'Università and Sezione INFN, Bologna, Italy
- 22 Dipartimento di Fisica dell'Università 'La Sapienza' and Sezione INFN, Rome, Italy
- 23 Dipartimento di Fisica e Astronomia dell'Università and Sezione INFN, Catania, Italy
- 24 Dipartimento di Fisica 'E.R. Caianiello' dell'Università and Gruppo Collegato INFN, Salerno, Italy
- 25 Dipartimento di Fisica Sperimentale dell'Università and Sezione INFN, Turin, Italy
- 26 Dipartimento di Scienze e Tecnologie Avanzate dell'Università del Piemonte Orientale and Gruppo Collegato INFN, Alessandria, Italy
- 27 Dipartimento Interateneo di Fisica 'M. Merlin' and Sezione INFN, Bari, Italy
- 28 Division of Experimental High Energy Physics, University of Lund, Lund, Sweden
- 29 European Organization for Nuclear Research (CERN), Geneva, Switzerland
- 30 Fachhochschule Köln, Köln, Germany
- 31 Faculty of Engineering, Bergen University College, Bergen, Norway
- 32 Faculty of Mathematics, Physics and Informatics, Comenius University, Bratislava, Slovakia
- 33 Faculty of Nuclear Sciences and Physical Engineering, Czech Technical University in Prague, Prague, Czech Republic
- 34 Faculty of Science, P.J. Šafárik University, Košice, Slovakia
- 35 Frankfurt Institute for Advanced Studies, Johann Wolfgang Goethe-Universität Frankfurt, Frankfurt, Germany
- 36 Gangneung-Wonju National University, Gangneung, South Korea
- 37 Helsinki Institute of Physics (HIP) and University of Jyväskylä, Jyväskylä, Finland
- 38 Hiroshima University, Hiroshima, Japan
- 39 Hua-Zhong Normal University, Wuhan, China
- 40 Indian Institute of Technology, Mumbai, India
- 41 Indian Institute of Technology Indore (IIT), Indore, India
- 42 Institut de Physique Nucléaire d'Orsay (IPNO), Université Paris-Sud, CNRS-IN2P3, Orsay, France
- 43 Institute for High Energy Physics, Protvino, Russia
- 44 Institute for Nuclear Research, Academy of Sciences, Moscow, Russia
- 45 Nikhef, National Institute for Subatomic Physics and Institute for Subatomic Physics of Utrecht University, Utrecht, Netherlands
- 46 Institute for Theoretical and Experimental Physics, Moscow, Russia
- 47 Institute of Experimental Physics, Slovak Academy of Sciences, Košice, Slovakia
- 48 Institute of Physics, Bhubaneswar, India
- 49 Institute of Physics, Academy of Sciences of the Czech Republic, Prague, Czech Republic
- 50 Institute of Space Sciences (ISS), Bucharest, Romania
- 51 Institut für Informatik, Johann Wolfgang Goethe-Universität Frankfurt, Frankfurt, Germany
- 52 Institut für Kernphysik, Johann Wolfgang Goethe-Universität Frankfurt, Frankfurt, Germany
- 53 Institut für Kernphysik, Technische Universität Darmstadt, Darmstadt, Germany
- 54 Institut für Kernphysik, Westfälische Wilhelms-Universität Münster, Münster, Germany
- 55 Instituto de Ciencias Nucleares, Universidad Nacional Autónoma de México, Mexico City, Mexico
- 56 Instituto de Física, Universidad Nacional Autónoma de México, Mexico City, Mexico
- 57 Institut of Theoretical Physics, University of Wrocław
- 58 Institut Pluridisciplinaire Hubert Curien (IPHC), Université de Strasbourg, CNRS-IN2P3, Strasbourg, France
- 59 Joint Institute for Nuclear Research (JINR), Dubna, Russia
- 60 KFKI Research Institute for Particle and Nuclear Physics, Hungarian Academy of Sciences, Budapest, Hungary
- 61 Kirchhoff-Institut für Physik, Ruprecht-Karls-Universität Heidelberg, Heidelberg, Germany
- 62 Korea Institute of Science and Technology Information, Daejeon, South Korea
- 63 Laboratoire de Physique Corpusculaire (LPC), Clermont Université, Université Blaise Pascal,

- CNRS-IN2P3, Clermont-Ferrand, France
- 64 Laboratoire de Physique Subatomique et de Cosmologie (LPSC), Université Joseph Fourier, CNRS-IN2P3, Institut Polytechnique de Grenoble, Grenoble, France
- 65 Laboratori Nazionali di Frascati, INFN, Frascati, Italy
- 66 Laboratori Nazionali di Legnaro, INFN, Legnaro, Italy
- 67 Lawrence Berkeley National Laboratory, Berkeley, California, United States
- 68 Lawrence Livermore National Laboratory, Livermore, California, United States
- 69 Moscow Engineering Physics Institute, Moscow, Russia
- 70 National Institute for Physics and Nuclear Engineering, Bucharest, Romania
- 71 Niels Bohr Institute, University of Copenhagen, Copenhagen, Denmark
- 72 Nikhef, National Institute for Subatomic Physics, Amsterdam, Netherlands
- 73 Nuclear Physics Institute, Academy of Sciences of the Czech Republic, Řež u Prahy, Czech Republic
- 74 Oak Ridge National Laboratory, Oak Ridge, Tennessee, United States
- 75 Petersburg Nuclear Physics Institute, Gatchina, Russia
- 76 Physics Department, Creighton University, Omaha, Nebraska, United States
- 77 Physics Department, Panjab University, Chandigarh, India
- 78 Physics Department, University of Athens, Athens, Greece
- 79 Physics Department, University of Cape Town, iThemba LABS, Cape Town, South Africa
- 80 Physics Department, University of Jammu, Jammu, India
- 81 Physics Department, University of Rajasthan, Jaipur, India
- 82 Physikalisches Institut, Ruprecht-Karls-Universität Heidelberg, Heidelberg, Germany
- 83 Purdue University, West Lafayette, Indiana, United States
- 84 Pusan National University, Pusan, South Korea
- 85 Research Division and ExtreMe Matter Institute EMMI, GSI Helmholtzzentrum für Schwerionenforschung, Darmstadt, Germany
- 86 Rudjer Bošković Institute, Zagreb, Croatia
- 87 Russian Federal Nuclear Center (VNIIEF), Sarov, Russia
- 88 Russian Research Centre Kurchatov Institute, Moscow, Russia
- 89 Saha Institute of Nuclear Physics, Kolkata, India
- 90 School of Physics and Astronomy, University of Birmingham, Birmingham, United Kingdom
- 91 Sección Física, Departamento de Ciencias, Pontificia Universidad Católica del Perú, Lima, Peru
- 92 Sezione INFN, Trieste, Italy
- 93 Sezione INFN, Padova, Italy
- 94 Sezione INFN, Turin, Italy
- 95 Sezione INFN, Rome, Italy
- 96 Sezione INFN, Cagliari, Italy
- 97 Sezione INFN, Bologna, Italy
- 98 Sezione INFN, Bari, Italy
- 99 Sezione INFN, Catania, Italy
- 100 Soltan Institute for Nuclear Studies, Warsaw, Poland
- 101 Nuclear Physics Group, STFC Daresbury Laboratory, Daresbury, United Kingdom
- 102 SUBATECH, Ecole des Mines de Nantes, Université de Nantes, CNRS-IN2P3, Nantes, France
- 103 Technical University of Split FESB, Split, Croatia
- 104 The Henryk Niewodniczanski Institute of Nuclear Physics, Polish Academy of Sciences, Cracow, Poland
- 105 The University of Texas at Austin, Physics Department, Austin, TX, United States
- 106 Universidad Autónoma de Sinaloa, Culiacán, Mexico
- 107 Universidade de São Paulo (USP), São Paulo, Brazil
- 108 Universidade Estadual de Campinas (UNICAMP), Campinas, Brazil
- 109 Université de Lyon, Université Lyon 1, CNRS-IN2P3, IPN-Lyon, Villeurbanne, France
- 110 University of Houston, Houston, Texas, United States
- 111 University of Technology and Austrian Academy of Sciences, Vienna, Austria
- 112 University of Tennessee, Knoxville, Tennessee, United States
- 113 University of Tokyo, Tokyo, Japan
- 114 University of Tsukuba, Tsukuba, Japan
- 115 Eberhard Karls Universität Tübingen, Tübingen, Germany
- 116 Variable Energy Cyclotron Centre, Kolkata, India

- ¹¹⁷ V. Fock Institute for Physics, St. Petersburg State University, St. Petersburg, Russia
- ¹¹⁸ Warsaw University of Technology, Warsaw, Poland
- ¹¹⁹ Wayne State University, Detroit, Michigan, United States
- ¹²⁰ Yale University, New Haven, Connecticut, United States
- ¹²¹ Yerevan Physics Institute, Yerevan, Armenia
- ¹²² Yildiz Technical University, Istanbul, Turkey
- ¹²³ Yonsei University, Seoul, South Korea
- ¹²⁴ Zentrum für Technologietransfer und Telekommunikation (ZTT), Fachhochschule Worms, Worms, Germany