

Study on initial geometry fluctuations via participant plane correlations in heavy ion collisions: part II

Jiangyong Jia^{1,2} and Derek Teaney³

¹*Department of Chemistry, Stony Brook University, Stony Brook, NY 11794, USA*

²*Physics Department, Brookhaven National Laboratory, Upton, NY 11796, USA*

³*Department of Physics and Astronomy, Stony Brook University, Stony Brook, New York 11794-3800, USA*

(Dated: June 2, 2018)

Further investigation of the participant plane correlations within a Glauber model framework is presented, focusing on correlations between three or four participant planes of different order. A strong correlation is observed for $\cos(2\Phi_2^* + 3\Phi_3^* - 5\Phi_5^*)$ which is a reflection of the elliptic shape of the overlap region. The correlation between the corresponding experimental reaction plane angles can be easily measured. Strong correlations of similar geometric origin are also observed for $\cos(2\Phi_2^* + 4\Phi_4^* - 6\Phi_6^*)$, $\cos(2\Phi_2^* - 3\Phi_3^* - 4\Phi_4^* + 5\Phi_5^*)$, $\cos(6\Phi_2^* + 3\Phi_3^* - 4\Phi_4^* - 5\Phi_5^*)$, $\cos(\Phi_1^* - 2\Phi_2^* - 3\Phi_3^* + 4\Phi_4^*)$, $\cos(\Phi_1^* + 6\Phi_2^* - 3\Phi_3^* - 4\Phi_4^*)$, and $\cos(\Phi_1^* + 2\Phi_2^* + 3\Phi_3^* - 6\Phi_6^*)$, which are also measurable. Experimental measurements of the corresponding reaction plane correlators in heavy ion collisions at RHIC and the LHC may improve our understanding of the physics underlying the measured higher order flow harmonics.

In a previous paper [1], one of us proposed a method for measuring the correlations between several reaction planes of different order. We estimated the magnitude of these correlations in configuration space via a Monte Carlo Glauber model, and several strong spatial correlators were identified. Despite the possible non-linear mixing between harmonics of different order in the hydrodynamic evolution [2–4], these geometric correlations may still survive and contribute to the reaction plane correlations in momentum space. In this paper we discuss several geometric correlators involving three and four participant planes, which are of current experimental interest, and which are not covered in the literature. Related correlators have been studied both numerically [5–7] and analytically [9].

As pointed out in Ref. [7, 8], the reaction plane correlations that can be measured experimentally involve various linear combinations of the n -th order planes Φ_n , $c_1\Phi_1 + 2c_2\Phi_2 + \dots + c_l\Phi_l$, where the integers $(c_1 \dots c_l)$ satisfy the constraint

$$c_1 + 2c_2 + \dots + c_l = 0. \quad (1)$$

Due to this constraint, only $l-1$ angles are independent. The differential distribution in this observable is an even function and can be expanded into a Fourier series

$$\frac{dN_{\text{evts}}}{d(c_1\Phi_1 + \dots + c_l\Phi_l)} \propto 1 + 2 \sum_{j=1}^{\infty} V_{c_1\Phi_1, \dots, c_l\Phi_l}^j \times \cos j(c_1\Phi_1 + \dots + c_l\Phi_l), \quad (2)$$

where

$$V_{c_1\Phi_1, \dots, c_l\Phi_l}^j = \langle \cos j(c_1\Phi_1 + \dots + c_l\Phi_l) \rangle. \quad (3)$$

The Fourier coefficients can be determined from the experimentally measured event plane angle Ψ_n and associated resolution factor $\text{Res}\{jc_n n \Psi_n\}$

$$V_{c_1\Phi_1, \dots, c_l\Phi_l}^j = \frac{\langle \cos j(c_1\Psi_1 + \dots + c_l\Psi_l) \rangle}{\text{Res}\{jc_1\Psi_1\} \dots \text{Res}\{jc_l\Psi_l\}}, \quad (4)$$

where

$$\text{Res}\{jc_n n \Psi_n\} = \langle \cos jc_n n (\Psi_n - \Phi_n) \rangle. \quad (5)$$

The precision with which these reaction plane correlations can be measured is limited by the magnitude of the resolution, which is expressed in terms of the resolution parameter χ_n [10]:

$$\begin{aligned} \text{Res}\{mn\Psi_n\} &= \frac{\chi_n \sqrt{\pi}}{2} e^{-\frac{\chi_n^2}{2}} \left[I_{(m-1)/2} \left(\frac{\chi_n^2}{2} \right) + I_{(m+1)/2} \left(\frac{\chi_n^2}{2} \right) \right], \\ &\approx \begin{cases} 1 - \frac{m^2}{8z} + \frac{m^2(m^2-4)}{128z^2} \\ \quad - \frac{m^2(m^2-4)(m^2-16)}{3072z^3}, z = \chi_n^2/2 & \text{for large } \chi_n \\ \frac{\sqrt{\pi}}{2^m \Gamma(\frac{m+1}{2})} \chi_n^m & \text{for small } \chi_n \end{cases} \end{aligned} \quad (6)$$

In general, χ_n and hence $\text{Res}\{mn\Psi_n\}$ decrease quickly for increasing n . For event plane measured in $3 < |\eta| < 5$ in Pb+Pb collisions at the LHC, the ATLAS Collaboration shows that χ_n decreases from about 2 for $n=2$ to about 0.08 for $n=6$, and is negligible for $n \geq 7$ [11]. In contrast, $\text{Res}\{mn\Psi_n\}$ decreases more slowly with m at fixed n , especially for $n=2$ and 3 cases where χ_n is close to unity. The dependence of $\text{Res}\{mn\Psi_n\}$ on n and m limits the types of correlations that are accessible to the experiments.

The three-plane correlator can be generally expressed as a linear combination of two two-plane correlators

$$c_n n \Phi_n + c_m m \Phi_m + c_l l \Phi_l = c_m m (\Phi_m - \Phi_n) + c_l l (\Phi_l - \Phi_n),$$

which is redefined in terms of $\Phi_{a,b} \equiv (\Phi_a - \Phi_b)$

$$c_n n \Phi_n + c_m m \Phi_m + c_l l \Phi_l = c_m \Phi_{m,n} + c_l \Phi_{l,n}. \quad (7)$$

Here $n < m < l$, and we have used the constraint in Eq. 1. We shall refer to these three plane correlations as “l-m-n” correlations.

The correlation signals can be accessed via a Fourier expansion of the event distribution in¹ ($\Phi_{m,n}, \Phi_{l,n}$):

$$\frac{d^2 N_{\text{evts}}}{d\Phi_{m,n} d\Phi_{l,n}} \propto 1 + 2 \sum_{j=1}^{\infty} V_{m,n}^j \cos j\Phi_{m,n} + V_{l,n}^j \cos j\Phi_{l,n} + 2 \sum_{i,j=1}^{\infty} V_{l,m,n}^{i,\pm j} \cos(i\Phi_{m,n} \pm j\Phi_{l,n}). \quad (8)$$

The meaningful coefficients are those that satisfy the constraint of Eq. 1: $(jm \bmod n) = 0$ for $V_{m,n}^j$, $(jl \bmod n) = 0$ for $V_{l,n}^j$, and $(im \pm jl \bmod n) = 0$ for $V_{l,m,n}^{i,\pm j}$.

The discussion so far involves experimentally measured correlations between reaction plane angles Φ_n or event plane angles Ψ_n , which are defined in the momentum space. These correlations are partially related to analogous correlations between participant planes Φ_n^* in the initial geometry. Previous study of participant plane correlations focused on three-plane correlators containing Φ_1^* . In this work, we explore three-plane correlators that do not involve Φ_1^* , as well as various four-plane correlators. These correlations are estimated with Monte Carlo Glauber simulations of Au+Au collisions using a nucleon-nucleon cross-section of $\sigma = 42$ mb [12]. The Φ_n^* and the eccentricity, ϵ_n , are defined through the distribution of participants and binary collisions in the transverse plane, with a weight of $\delta = 0.14$ for binary collisions, and $(1 - \delta)/2 = 0.43$ for participants [14]

$$\epsilon_n e^{in\Phi_n^*} \equiv \frac{\langle r^2 e^{in\phi} \rangle}{\langle r^2 \rangle}. \quad (9)$$

Here (r, ϕ) are measured relative to the weighted center of mass [13]. Alternatively, Φ_n^* can be defined with an r^3 -weight for $n = 1$, and a r^n -weight for $n > 1$, and this definition is referred to as r^n -weighting. We also calculated the participant plane angles with CGC simulations using both the r^2 and the r^n -weighting [15]. Finally, we note that Φ_n^* defines the major axes of the eccentricity [1] and is rotated by π/n relative to traditional definition based on the minor axis.

Two interesting three-plane correlators are,

$$c_2 \Phi_2^* + 3c_3 \Phi_3^* + 5c_5 \Phi_5^* = c_3 \Phi_{3,2}^* + c_5 \Phi_{5,2}^*, \quad (10)$$

and

$$c_2 \Phi_2^* + 4c_4 \Phi_4^* + 6c_6 \Phi_6^* = c_4 \Phi_{4,2}^* + c_6 \Phi_{6,2}^*. \quad (11)$$

¹ This expression can be obtained from a double Fourier series involving $\cos i\Phi_{m,n} \cos j\Phi_{l,n}$ and $\sin i\Phi_{m,n} \sin j\Phi_{l,n}$ and, in principle, the corresponding mixed terms. However, terms linear in sine vanish since the event distribution is even under, $\Phi_{m,n} \rightarrow -\Phi_{m,n}$.

Fig. 1 summarizes the “5-3-2” correlations present in Glauber and CGC simulations for the two different weighting schemes. A strong diagonal correlation is observed, corresponding to $(i, j) = (i, -i)$ or $\langle \cos i(2\Phi_2^* + 3\Phi_3^* - 5\Phi_5^*) \rangle$. The coefficients are nearly zero for other values of (i, j) . The origin of this correlation is similar to the well known “3-2-1” correlation, $\langle \cos(\Phi_1^* + 2\Phi_2^* - 3\Phi_3^*) \rangle$ [6].

Specifically, both of these correlations are geometric and of order ϵ_2 . To see this we will use a simplified (but less accurate) version of the independent cluster model [9] and compute a closely related correlation function

$$\frac{\langle \epsilon_3 \epsilon_5 \cos(2\Phi_2^* + 3\Phi_3^* - 5\Phi_5^*) \rangle}{\sqrt{\langle \epsilon_3^2 \rangle \langle \epsilon_5^2 \rangle}}. \quad (12)$$

In the cluster model, N independent clusters are drawn from a distribution $\bar{n}(\mathbf{x})$, which is the average number of clusters per unit area in the transverse plane, with $\mathbf{x} = (x, y)$. $\bar{n}(\mathbf{x})$ is proportional to the participant density in an optical Glauber model. The cluster density in a specific event is $n(\mathbf{x}) = \delta n(\mathbf{x}) + \bar{n}(\mathbf{x})$ where $\delta n(\mathbf{x})$ satisfies Poisson statistics

$$\langle \delta n(\mathbf{x}) \delta n(\mathbf{y}) \rangle = \bar{n}(\mathbf{x}) \delta^2(\mathbf{x} - \mathbf{y}). \quad (13)$$

For a given event, the odd participant planes and their angles are given by the integral

$$\epsilon_n e^{in(\Phi_n^* - \Phi_R^*)} \simeq \frac{1}{N \langle r^2 \rangle} \int d^2 \mathbf{x} \delta n(\mathbf{x}) r_{\mathbf{x}}^2 e^{in(\phi_{\mathbf{x}} - \Phi_R^*)}, \quad (14)$$

where the $r_{\mathbf{x}}$ and $\phi_{\mathbf{x}}$ are the radius and azimuthal angle of the cluster, and we are measuring all angles with respect to the original reaction plane $\Phi_R^* \simeq \Phi_2^* + \pi/2$, and are working to leading order in $1/N$. Multiplying Eq. 14 by its conjugate and averaging over the statistics of $\delta n(\mathbf{x})$, we find

$$\langle \epsilon_n^2 \rangle \simeq \frac{\langle r^4 \rangle}{N \langle r^2 \rangle^2}, \quad (15)$$

which explains (again) why ϵ_n does not decrease with n in the Glauber model [9]. Similarly, after constructing $\epsilon_3 \epsilon_5 e^{i(2\Phi_R^* + 3\Phi_3^* - 5\Phi_5^*)}$ with Eq. 14, and averaging over $\delta n(\mathbf{x})$, we find

$$\frac{\langle \epsilon_5 \epsilon_3 \cos(2\Phi_2^* + 3\Phi_3^* - 5\Phi_5^*) \rangle}{\sqrt{\langle \epsilon_3^2 \rangle \langle \epsilon_5^2 \rangle}} \simeq - \frac{\langle r^4 \cos(2(\phi_{\mathbf{x}} - \Phi_R^*)) \rangle}{\langle r^4 \rangle}. \quad (16)$$

Eq. 16 clearly shows the geometric origin of these correlations. In fact, all “ $(n+2)$ - n -2” correlations with n odd are *equal*, and given by Eq. 16. When the independent source model is improved by including the shift in the center of mass and terms suppressed by $1/N$, it quantitatively describes the results of full Monte-Carlo Glauber and CGC simulations [9].

A similar correlation in the Glauber model is studied in Fig. 2 which examines the “6-4-2” three plane correlators.

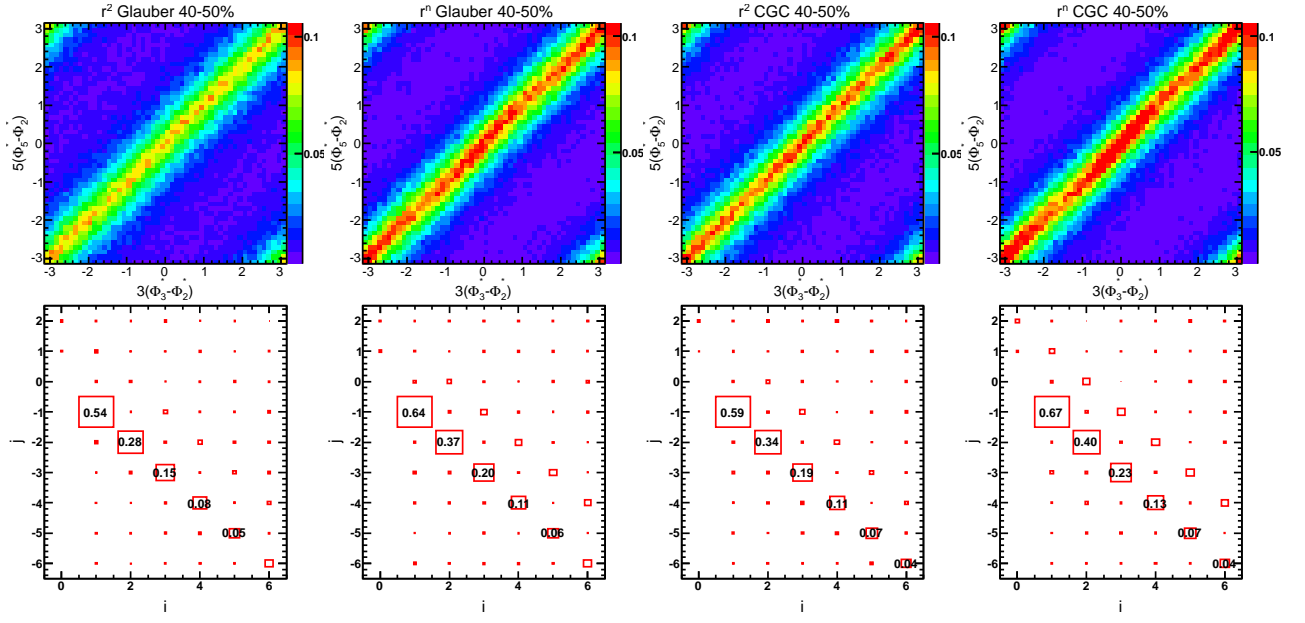


FIG. 1. (Color online) The normalized event distribution for $3(\Phi_3^* - \Phi_2^*)$ and $5(\Phi_5^* - \Phi_2^*)$, *i.e.* $d^2N_{\text{evts}}/[d\Phi_{3,2}^* d\Phi_{5,3}^*]$ (top row). The corresponding Fourier coefficients (bottom row) in 40-50% centrality class, see Eq. 8. Note that the constraint in Eq. 1 requires i, j to be both even or both odd.

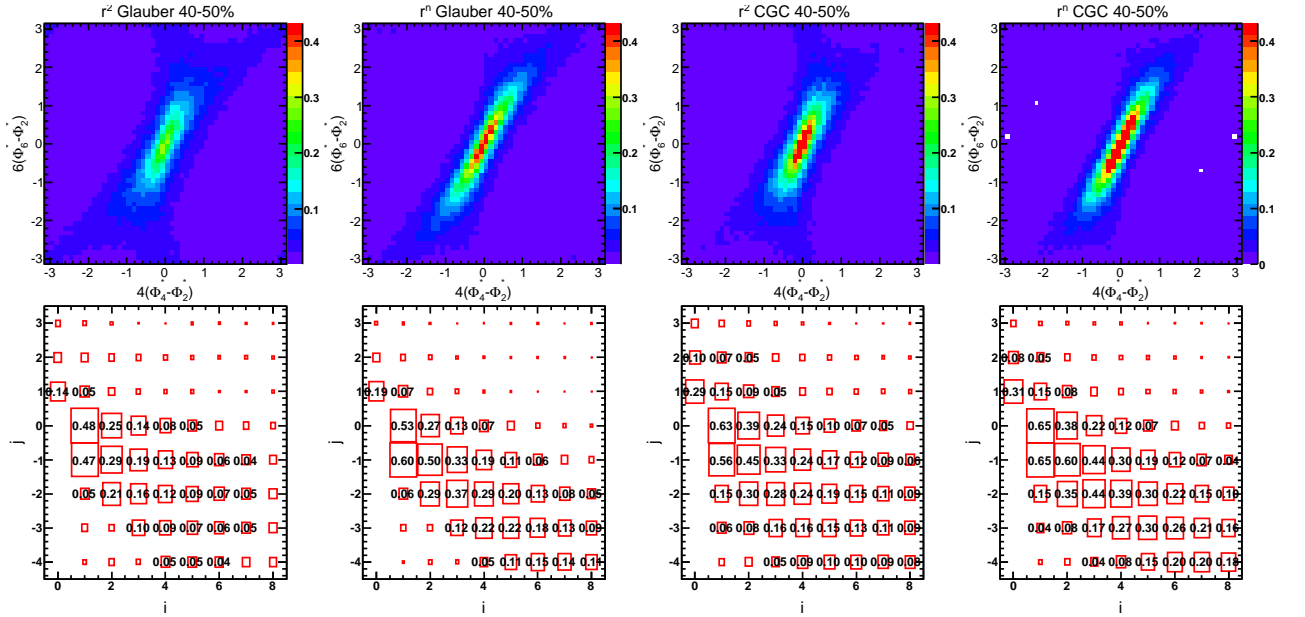


FIG. 2. (Color online) The normalized event distribution for $4(\Phi_4^* - \Phi_2^*)$ and $6(\Phi_6^* - \Phi_2^*)$, *i.e.* $d^2N_{\text{evts}}/[d\Phi_{4,2}^* d\Phi_{6,2}^*]$ (top row). The corresponding Fourier coefficients (bottom row) in 40-50% centrality class, see Eq. 8.

The largest term corresponding to $\langle \cos(2\Phi_2^* + 4\Phi_4^* - 6\Phi_6^*) \rangle$, is much bigger than $\langle \cos 6(\Phi_6^* - \Phi_2^*) \rangle$ and almost as big as $\langle \cos 4(\Phi_4^* - \Phi_2^*) \rangle$. This term captures the strong positive correlation of Φ_6^* and Φ_4^* relative to the Φ_2^* plane as shown in the top panels of Fig. 2. However, in contrast to the “5-3-2” correlation in Fig. 1, the alignment

of Φ_6^* , Φ_4^* relative to Φ_2^* is not strictly along the diagonal ($\Phi_{6,2}^* \approx 1.7\Phi_{4,2}^*$), leading to large coefficients along $(i, j) = (i, -i)$, $(i, -i + 1)$ and $(i, -i + 2)$. This non-diagonal behavior reflects a strong influence of average geometry to even-order participant planes Φ_4^* , Φ_6^* , ..., which leads to strong correlations between Φ_{2n}^* and Φ_2^* ,

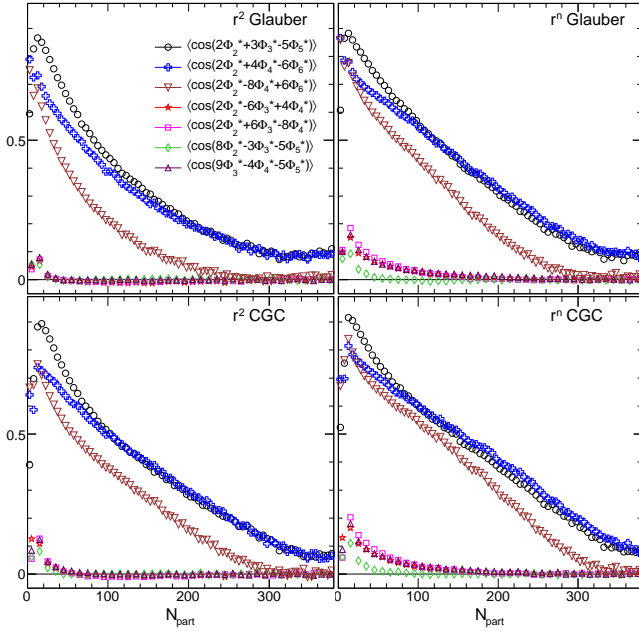


FIG. 3. (Color online) The centrality dependence of several three-plane correlators.

and hence narrow peak in distributions of $\Phi_{4,2}^*$ and $\Phi_{6,2}^*$ [1]. After removing these two-plane correlation components

$$\frac{d^2 N_{\text{evts}}}{d\Phi_{4,2}^* d\Phi_{6,2}^*} - \frac{dN_{\text{evts}}}{d\Phi_{4,2}^*} \frac{dN_{\text{evts}}}{d\Phi_{6,2}^*}, \quad (17)$$

the resulting 2-D distribution is modulated around diagonal direction and with a similar magnitude as in the “5-3-2” case. This harmonic variation around the diagonal band (also see Fig 1(b) and (d)) can be analyzed similar to the “1-2-3” case [6].

Figure 3 shows the centrality dependence of several three-plane correlators for which the corresponding experimental event planes may still have decent resolution. Very strong signals are observed for $\langle \cos(2\Phi_2^* + 3\Phi_3^* - 5\Phi_5^*) \rangle$ and $\langle \cos(2\Phi_2^* + 4\Phi_4^* - 6\Phi_6^*) \rangle$; the signals are even bigger than $\langle \cos(\Phi_1^* + 2\Phi_2^* - 3\Phi_3^*) \rangle$ and are comparable to $\langle \cos 4(\Phi_2^* - \Phi_4^*) \rangle$. The value of $\langle \cos(2\Phi_2^* - 8\Phi_4^* + 6\Phi_6^*) \rangle$ is also large. In contrast, the values for other correlators are small or even slightly negative for the r^2 -weighting in mid-central collisions.

The behavior of these correlators towards central collisions is also quite interesting. This is the region where all the correlations are presumably dominated by fluctuations of participating nucleons. The values of $\langle \cos(2\Phi_2^* + 3\Phi_3^* - 5\Phi_5^*) \rangle$ and $\langle \cos(2\Phi_2^* + 4\Phi_4^* - 6\Phi_6^*) \rangle$ seem to reach a constant at 10% for $N_{\text{part}} > 300$, at least for the Glauber model. Similar observations are also made previously [1] for $\langle \cos 4(\Phi_2^* - \Phi_4^*) \rangle$, $\langle \cos 6(\Phi_3^* - \Phi_6^*) \rangle$, $\langle \cos 2(\Phi_1^* - \Phi_2^*) \rangle$, $\langle \cos(\Phi_1^* + 2\Phi_2^* - 3\Phi_3^*) \rangle$ and $\langle \cos(\Phi_1^* + 3\Phi_3^* - 4\Phi_4^*) \rangle$. Since the non-linear mixing between different harmonics due

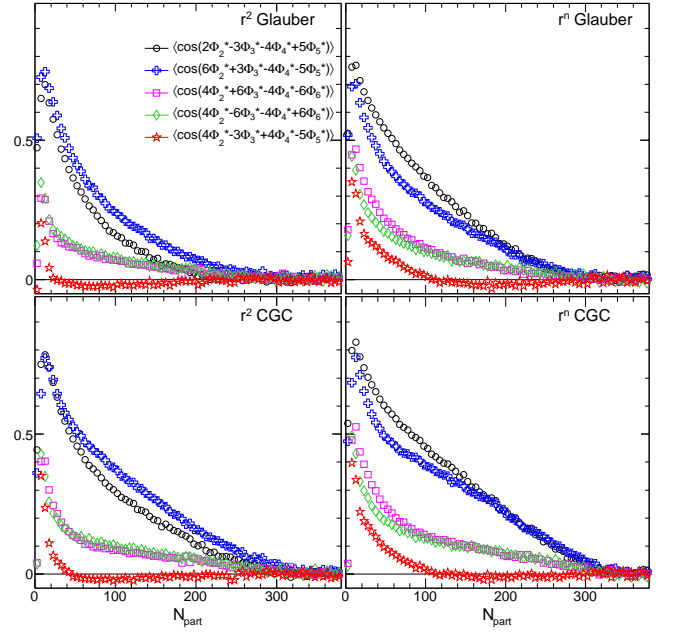


FIG. 4. (Color online) The centrality dependence of several four-plane correlators not involving Φ_1^* plane.

to hydrodynamic evolution is expected to be relatively small in central collisions, measuring the corresponding reaction plane correlators in this region may provide some handle on the relative role of the linear and non-linear response [3, 4]

The four-plane correlator in the Glauber and CGC models can be analyzed with a Fourier analysis similar to Eq. 8. Instead of presenting a general analysis, we will simply discuss several participant plane correlators that have a large signal and acceptable reaction plane resolution for the corresponding momentum space measurements.

Figure 4 shows the several four-plane correlators which do not involve the Φ_1^* plane. The strong signal observed for four of the correlators shown can be understood as the inter-correlation between two correlators involving two or three planes, which each have strong signal. For example, the first pair of four-plane correlators

$$\begin{aligned} 2\Phi_2^* - 3\Phi_3^* - 4\Phi_4^* + 5\Phi_5^* &= 4(\Phi_2^* - \Phi_4^*) - (2\Phi_2^* + 3\Phi_3^* - 5\Phi_5^*), \\ 6\Phi_2^* + 3\Phi_3^* - 4\Phi_4^* - 5\Phi_5^* &= 4(\Phi_2^* - \Phi_4^*) + (2\Phi_2^* + 3\Phi_3^* - 5\Phi_5^*), \end{aligned} \quad (18)$$

are very strong (the black circle and blue cross symbols), while second pair

$$\begin{aligned} \Phi_2^* + 6\Phi_3^* - 4\Phi_4^* - 6\Phi_6^* &= 4(\Phi_2^* - \Phi_4^*) - 6(\Phi_3^* - \Phi_6^*), \\ 4\Phi_2^* - 6\Phi_3^* - 4\Phi_4^* + 6\Phi_6^* &= 4(\Phi_2^* - \Phi_4^*) + 6(\Phi_3^* - \Phi_6^*), \end{aligned} \quad (19)$$

are somewhat smaller (the green diamond and magenta square symbols) since the $6(\Phi_3^* - \Phi_6^*)$ correlator does not

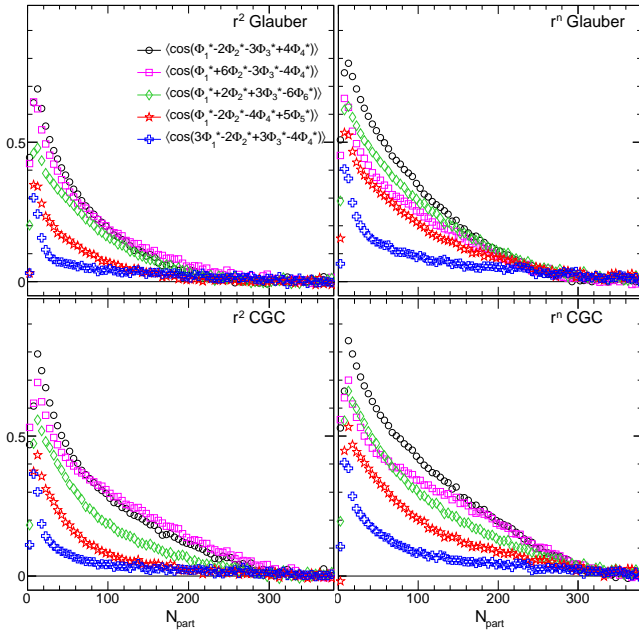


FIG. 5. (Color online) The centrality dependence of several four-plane correlators involving Φ_1^* plane.

source the elliptic shape. Furthermore, since

$$\begin{aligned}
 & 2\langle \sin 4(\Phi_2^* - \Phi_4^*) \sin(2\Phi_2^* + 3\Phi_3^* - 5\Phi_5^*) \rangle = \\
 & \langle \cos(2\Phi_2^* - 3\Phi_3^* - 4\Phi_4^* + 5\Phi_5^*) \rangle - \langle \cos(6\Phi_2^* + 3\Phi_3^* - 4\Phi_4^* - 5\Phi_5^*) \rangle \\
 & 2\langle \sin 4(\Phi_2^* - \Phi_4^*) \sin 6(\Phi_3^* - \Phi_6^*) \rangle = \\
 & \langle \cos(\Phi_2^* + 6\Phi_3^* - 4\Phi_4^* - 6\Phi_6^*) \rangle - \langle \cos(4\Phi_2^* - 6\Phi_3^* - 4\Phi_4^* + 6\Phi_6^*) \rangle
 \end{aligned} \tag{20}$$

each pair of correlators also allow us to infer the relative sign of the two composing correlators. For example, the centrality dependence of the relative magnitude of both pair of correlators in Fig. 4 suggest that the average values of these sine products are positive in mid-central and

peripheral collisions for r^n -weighting, while they remain negative for r^2 -weighting. The last four-plane correlator (the red star symbols) reflects inter-correlation between two three-plane correlators

$$\begin{aligned}
 & 4\Phi_2^* - 3\Phi_3^* + 4\Phi_4^* - 5\Phi_5^* = \\
 & (2\Phi_2^* - 6\Phi_3^* + 4\Phi_4^*) + (2\Phi_2^* + 3\Phi_3^* - 5\Phi_5^*), \tag{21}
 \end{aligned}$$

and is small.

Lastly, Fig. 5 shows five four-plane correlators that have a large signal and contain the Φ_1^* plane. These curves reflect the correlation between a three-plane correlator and a two-plane correlator

$$\begin{aligned}
 & \Phi_1^* - 2\Phi_2^* - 3\Phi_3^* + 4\Phi_4^* = (\Phi_1^* + 2\Phi_2^* - 3\Phi_3^*) - 4(\Phi_2^* - \Phi_4^*) \\
 & \Phi_1^* + 6\Phi_2^* - 3\Phi_3^* - 4\Phi_4^* = (\Phi_1^* + 2\Phi_2^* - 3\Phi_3^*) + 4(\Phi_2^* - \Phi_4^*) \\
 & \Phi_1^* + 2\Phi_2^* + 3\Phi_3^* - 6\Phi_6^* = (\Phi_1^* + 2\Phi_2^* - 3\Phi_3^*) + 6(\Phi_3^* - \Phi_6^*) \\
 & \Phi_1^* - 2\Phi_2^* - 4\Phi_4^* + 5\Phi_5^* = (\Phi_1^* - 6\Phi_2^* + 5\Phi_5^*) - 4(\Phi_2^* - \Phi_4^*) \\
 & 3\Phi_1^* - 2\Phi_2^* + 3\Phi_3^* - 4\Phi_4^* = -(\Phi_1^* + 2\Phi_2^* - 3\Phi_3^*) + 4(\Phi_1^* - \Phi_4^*)
 \end{aligned} \tag{22}$$

Since the two composing correlators each have strong signals and are correlated with either the Φ_2^* -plane (the first four) or the Φ_1^* plane (the last one), it is not surprising that these correlators also have sizable signal in mid-central collisions.

In summary, correlations involving three or four participant planes are investigated in a Glauber model framework. These correlations are calculated in the configuration space, but are expected to contribute to the event plane correlations in momentum space, especially in central collisions. Several significant correlators are identified and the reason for their large magnitudes are clarified. Many of these correlators are expected to have decent resolutions in Au+Au or Pb+Pb collisions at RHIC and the LHC, so should be measurable if the signal are as big as predicted by the Glauber model.

This research is supported by NSF under award number PHY-1019387 and DOE under award number DE-FG02-08ER41540.

-
- [1] J. Jia and S. Mohapatra, arXiv:1203.5095 [nucl-th].
 [2] Z. Qiu and U. W. Heinz, Phys. Rev. C **84**, 024911 (2011)
 [3] F. G. Gardim, F. Grassi, M. Luzum and J. -Y. Ollitrault, Phys. Rev. C **85**, 024908 (2012) [arXiv:1111.6538 [nucl-th]].
 [4] D. Teaney and L. Yan, in preparation.
 [5] P. Staig and E. Shuryak, Phys. Rev. C **84**, 034908 (2011) [arXiv:1008.3139 [nucl-th]].
 [6] D. Teaney and L. Yan, Phys. Rev. C **83**, 064904 (2011) [arXiv:1010.1876 [nucl-th]].
 [7] G. -Y. Qin and B. Muller, arXiv:1109.5961 [hep-ph].
 [8] R. S. Bhalerao, M. Luzum and J. Y. Ollitrault, Phys. Rev. C **84** (2011) 034910.
 [9] R. S. Bhalerao, M. Luzum and J. Y. Ollitrault, Phys. Rev. C **84** (2011) 054901.
 [10] A. M. Poskanzer and S. A. Voloshin, Phys. Rev. C **58**, 1671 (1998).
 [11] ATLAS Collaboration, arXiv:1203.3087 [hep-ex].
 [12] M. L. Miller, K. Reygers, S. J. Sanders and P. Steinberg, Ann. Rev. Nucl. Part. Sci. **57**, 205 (2007)
 [13] B. Alver and G. Roland, Phys. Rev. C **81**, 054905 (2010) [Erratum-ibid. C **82**, 039903 (2010)].
 [14] T. Hirano and Y. Nara, Phys. Rev. C **79**, 064904 (2009)
 [15] H. J. Drescher, A. Dumitru, A. Hayashigaki and Y. Nara, Phys. Rev. C **74**, 044905 (2006), H. J. Drescher and Y. Nara, Phys. Rev. C **75**, 034905 (2007)