

COMPLETIONS OF $\leq \epsilon$ -DENSE PARTIAL LATIN SQUARES

PADRAIC BARTLETT

ABSTRACT. A classical question in combinatorics is the following: given a partial latin square P , when can we complete P to a latin square L ? In this paper, we will investigate the class of $\leq \epsilon$ -dense partial latin squares: partial latin squares in which each symbol, row, and column contains $\leq \epsilon n$ -many nonblank cells. A conjecture of Nash-Williams on triangulations of graphs led Daykin and Häggkvist to conjecture that all $\leq \frac{1}{4}$ -dense partial latin squares are completable. In this paper, we will discuss the proof methods and results used in previous attempts to resolve this conjecture, introduce a novel technique derived from a paper by Jacobson and Matthews on generating random latin squares, and use this technique to study $\leq \epsilon$ -dense partial latin squares that contain $\leq \delta n^2$ cells.

In particular, we establish that all $\leq \frac{1}{5300}$ -dense $n \times n$ partial latin squares are completable, as well as all $\leq \frac{1}{13}$ -dense $n \times n$ partial latin squares that contain $\leq 8.8 \cdot 10^{-5} \cdot n^2$ -many filled cells. This improves prior results of Gustavsson, which required $\epsilon = \delta \leq 10^{-7}$, as well as Chetwynd and Häggkvist, which required $\epsilon = \delta = 10^{-5}$ and n even, $\leq 10^7$.

1. INTRODUCTION/HISTORY

A latin square of order n is a $n \times n$ matrix populated by the symbols $\{1, \dots, n\}$, in which each symbol occurs at most once in every row and column; analogously, a partial latin square is such a $n \times n$ matrix in which we also allow some of these cells to be blank. We say that a $n \times n$ partial latin square is completable if there is some way to fill in all of its blank cells to get a latin square. This is sometimes, but not always possible, as the following two examples illustrate.

$$\begin{array}{|c|c|c|} \hline 1 & 2 & \\ \hline & 3 & \\ \hline & & 2 \\ \hline \end{array} \mapsto \begin{array}{|c|c|c|} \hline 1 & 2 & 3 \\ \hline 2 & 3 & 1 \\ \hline 3 & 1 & 2 \\ \hline \end{array}, \text{ while } \begin{array}{|c|c|c|} \hline 1 & & \\ \hline & 1 & \\ \hline & & 2 \\ \hline \end{array} \text{ has no completion.}$$

Determining the classes of partial latin squares that do admit completions is a classic genre of problems in combinatorics. A few example classes of partial latin squares are listed below; the first three are well-known results whose proofs can be found in several survey texts, while the last is a relatively recent result whose proof could fill a volume of its own.

- Any latin rectangle (i.e. any partial latin square P where the first k rows of P are completely filled, while the rest are blank) can be completed (Hall [5]).
- If P is a partial latin square all of whose nonblank entries lie within some set of s rows and t columns, and $s + t \leq n$, P can be completed (Ryser [8]).

Key words and phrases. Latin squares, partial latin squares, Häggkvist, Gustavsson, improper latin squares.

- If P is a partial latin square with $\leq n - 1$ filled cells, P can be completed (Smetianuk [9]).
- If P is a $n \times n$ partial latin square such that precisely two rows and two columns of P are filled, P can be completed (Buchanan [1]).

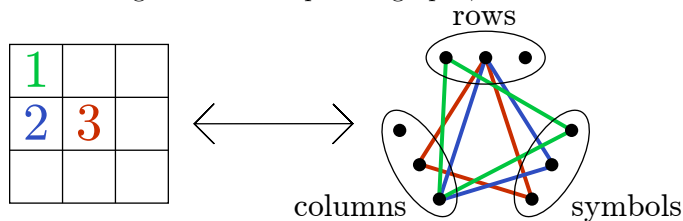
In this paper, we examine the class of $\leq \epsilon$ -**dense partial latin squares**: $n \times n$ partial latin squares in which each symbol, row, and column contains $\leq \epsilon n$ -many nonblank cells. This class of partial latin squares was first introduced in a paper by Daykin and Häggkvist [3], where they made the following conjecture.

Conjecture 1.1. *Any $\leq \frac{1}{4}$ -dense partial latin square can be completed.*

Gustavsson [4] noted in his thesis (completed under Häggkvist) that this bound of $\frac{1}{4}$ was anticipated somewhat by a conjecture of Nash-Williams [7] on triangle decompositions of graphs.

Conjecture 1.2. *Suppose that $G = (V, E)$ is a finite simple graph where each vertex has even degree, $|E|$ is a multiple of 3, and every vertex of G has degree $\geq \frac{3}{4}n$. Then we can divide the edge set of G into $|E|/3$ distinct edge-disjoint triangles.*

These two conjectures are linked via the natural bijection that transforms partial latin squares into triangulations of tripartite graphs, illustrated below.



In particular, given any $\leq \epsilon$ -dense partial latin square P , the above transformation allows us to transform the partial latin square into a triangulated tripartite graph in which no vertex has more than ϵn -many neighbors in any one given part. Therefore, triangulating the *tripartite complement* of this graph corresponds to completing P to a complete latin square; in this sense, the conjectured Nash-Williams degree bound of $\frac{3}{4}n$ suggests the Daykin-Häggkvist conjecture that all $\leq \frac{1}{4}$ -dense partial latin squares are completable.

It bears noting that this bound of $\frac{1}{4}$ is tight; for any $\delta > 0$, there are known $\leq (\frac{1}{4} + \delta)$ -dense partial latin squares (see Wanless [10]) that cannot be completed.

In the 1984 paper where Daykin and Häggkvist formed this conjecture, they also proved the following weaker form of their claim.

Theorem 1.3. *All $\leq \frac{1}{2^{9\sqrt{n}}}$ -dense partial latin squares are completable, whenever $n \equiv 0 \pmod{16}$.*

This was strengthened in 1990, by Chetwynd and Häggkvist [2], to the following theorem.

Theorem 1.4. *All $\leq 10^{-5}$ -dense partial latin squares are completable, for n even and $\geq 10^7$.*

Using Chetwynd and Häggkvist's result along with the above tripartite graph-partial latin square connection, Gustavsson extended this result further in his aforementioned thesis to all values of n , in exchange for a slightly worse bound on ϵ .

Theorem 1.5. *All $\leq 10^{-7}$ -dense partial latin squares are completable.*

The proofs in Chetwynd and Häggkvist’s paper are difficult in parts, but the key idea behind the entire paper, **trades on latin squares**, is rather simple and elegant. We define these trades below.

Definition 1.6. A **trade** is a pair of partial latin squares (P, Q) that satisfy the following two properties:

- A cell (i, j) is filled in P if and only if it is filled in Q .
- Any row or column in P contains the same symbols as that same row or column in Q .

For example, the following pair of partial latin squares form a trade.

$$(P, Q) = \left(\begin{array}{|c|c|c|c|} \hline 1 & & 3 & \\ \hline & & & \\ \hline 3 & & 1 & \\ \hline & & & \\ \hline \end{array}, \begin{array}{|c|c|c|c|} \hline 3 & & 1 & \\ \hline & & & \\ \hline 1 & & 3 & \\ \hline & & & \\ \hline \end{array} \right)$$

In particular, Chetwynd and Häggkvist repeatedly use trades as a way to perform **small, local** modifications on rather large latin squares. This is done as follows: suppose that (P, Q) is a trade and L is a completion of P . Look at the array M formed by taking L and replacing all of P ’s cells in L with those of Q ; by definition, this new array is still latin.

$$L = \begin{array}{|c|c|c|c|} \hline 1 & 2 & 3 & 4 \\ \hline 4 & 1 & 2 & 3 \\ \hline 3 & 4 & 1 & 2 \\ \hline 2 & 3 & 4 & 1 \\ \hline \end{array} \mapsto M = \begin{array}{|c|c|c|c|} \hline 3 & 2 & 1 & 4 \\ \hline 4 & 1 & 2 & 3 \\ \hline 1 & 4 & 3 & 2 \\ \hline 2 & 3 & 4 & 1 \\ \hline \end{array}$$

Trades of the above form, that involve a pair of 2×2 subsquares, are particularly useful because they are essentially the simplest trade that exists. We call these trades **2×2 trades** throughout this paper, and will make frequent use of them.

Using trades, a rough outline of Chetwynd and Häggkvist’s paper can be thought of as the following:

- (1) Construct a $n \times n$ latin square L in which every cell is involved in lots of well-understood and simple (i.e. 2×2) trades.
- (2) For every filled cell (i, j) in P , use this structure on L to find a “simple” trade on L such that performing this trade causes L and P to agree at (i, j) . (“Simple” here means that it should not be too difficult to find using our given structure, nor should this trade disturb the contents of too many cells [in practice, ≤ 19] in L .)
- (3) If such trades can be found for every cell (i, j) such that none of these trades overlap (i.e. no cell is moved by any more than one trade), then applying all of these trades simultaneously to L is possible. Doing this results in a latin square that agrees with P at every filled cell of P ; i.e. it creates a completion of our partial latin square P .

As mentioned before, these methods work for $\leq 10^{-5}$ -dense partial latin squares, when n is even and $\geq 10^7$; however, they do not seem to be able to work on denser partial latin squares. The main reason for this is that using small trades creates very strong **local** and **global** constraints on your partial latin square P and your constructed well-structured latin square L , in the following ways:

- Latin squares L , where every cell has to be involved in many small well-understood trades, do not always seem to *exist*. In particular, the Chetwynd and Häggkvist paper relies on the existence of latin squares L where every cell is involved in $n/2$ distinct 2×2 trades: these squares appear only exist in the case that n is even. (More generally for a fixed constant c , latin squares L where every cell is involved in n/c many 2×2 trades seem to be hard to find or construct or find whenever n is odd.) This restriction is why Chetwynd and Häggkvist constrained P to the even-dimensional case.
- As well, if we are trying to find many disjoint trades on L , we need to ensure that in the process of finding all of these trades, no given row (or column, or symbol) gets used “too often” in our trades; otherwise, it is possible that we will need to use that row at a later date to fix some other cell in P , and we will be unable to find a nonconflicting trade. This is a really strong **local** constraint, as it requires us to carve out around each cell a large swath of “available” cells which we have not disturbed, so that the structure that we have preserved via these cells can be used to construct future trades. This also forces us to do a lot of normalization work before and during the search for these trades, in order to preserve these available cells and structure. (This is the “difficult” part of Chetwynd and Häggkvist’s proof, which otherwise is as straightforward and elegant as our above outline suggests.)
- Finally, we also have a large amount of **global** constraints that we are running into. In order to find any of these trades, we need to have a large amount of structure preserved in L which we can use to find these trades. However, using this structure means that we need to ensure that most of L still looks like the well-structured square we started with: consequently, each trade requires much more structure than just the cells it locally disturbs.

After running into the above issues, one might be tempted to declare that the above is a dead-end for the concept of trades as applied to completing partial latin squares, and search for new methods. However, this would be a mistake. While the above restrictions certainly seem to make the direct search for and use of trades difficult, the following generalization to **improper** latin squares and trades, as introduced by Jacobson and Matthews [6] in a 1996 paper on generating random latin squares, is an immensely valuable concept.

Definition 1.7. A **improper latin square** L is a $n \times n$ array, each cell of which contains a nonempty signed subset of the symbols $\{1, \dots, n\}$, such that the signed sum of any symbol across any row or column is 1.

A quick example:

1	2	3	4
4	1	1	$3 + 2 - 1$
3	4	2	1
2	3	4	1

Analogously, we can define an **partial improper latin square** as a $n \times n$ array, each cell of which contains a nonempty signed subset of the symbols $\{1, \dots, n\}$, such that the signed sum of any symbol across any row or column is ≤ 1 , and an

improper trade as simply a pair of partial improper latin squares that share the same set of filled cells and the same signed symbol sums across any row or column.

Essentially, improper latin squares exist so that the following kinds of things can be considered trades.

$$P = \begin{array}{|c|c|c|c|} \hline a & & b & \\ \hline & & & \\ \hline b & & c & \\ \hline & & & \\ \hline \end{array} \mapsto Q = \begin{array}{|c|c|c|c|} \hline b & & a & \\ \hline & & & \\ \hline a & & b+c-a & \\ \hline & & & \\ \hline \end{array}$$

Call these trades **improper 2×2 trades**: in practice throughout our proof, these will be the only improper trades that we will need to invoke.

The main use of these improper 2×2 trades is that they let us ignore the “local” constraints described earlier: because we do not need a cell to be involved in a proper 2×2 trade in order to manipulate it, L does not have to have a lot of local 2×2 structure. In particular, this lets us use latin squares L of odd order, as it is not difficult to construct a latin square L of odd order with a large global number of 2×2 subsquares (even though some cells will not be involved in any 2×2 trades.) We still have the global constraints noticed earlier; in general, any system that uses only a few pre-defined types of trades seems like it will need to have some global structure to generate its trades. However, just removing these local constraints gives us several advantages and results:

- Using improper trades, we can complete all partial latin squares that are $\leq \frac{1}{5300}$ -dense, a marked improvement from the $\leq 10^{-7}$ of Gustavsson and the $\leq 10^{-5}$, n even of Chetwynd and Häggkvist.
- More interestingly, because we have removed these local constraints, we can now talk about completing $\leq \epsilon$ -dense partial latin squares that globally contain $\leq \delta n^2$ -many filled cells, where ϵ and δ may not be equal. In other words, we can now differentiate between our global and local constraints; this allows us to (in particular) massively improve our local bound ϵ at the expense of our global bound δ . For example, we can use improper trades to complete any $\leq \frac{1}{13}$ -dense partial latin square, provided that it globally contains $\leq 8.8 \cdot 10^{-5} \cdot n^2$ -many filled cells. (In fact, given any $\epsilon \in [0, \frac{1}{12})$, there is a nonzero constant value of δ depending only on ϵ such that any $\leq \epsilon$ -dense partial latin square containing $\leq \delta n^2$ -many filled cells can be completed.)
- Furthermore, because we have removed these local constraints, we can eliminate a lot of the “normalization” processes and techniques that Chetwynd and Häggkvist needed for their trades: consequently, these proof methods are (in some senses) easier to understand.

The following process outlines how we will construct a completion of any such $\leq \epsilon$ -dense partial latin square P containing $\leq \delta n^2$ -many filled cells:

- (1) First, we will create a latin square L that globally contains a large number of 2×2 subsquares.
- (2) Then, we will show that in any fixed row or column, it is possible to exchange the contents of “almost any” two cells using simple trades, provided that we have not disturbed too much of L ’s global structure.
- (3) Using the above claim, we will show that given any filled cell (i, j) in P , there is a trade that causes L and P to agree at this filled cell, and that does

not disturb any cells at which P and L previously agreed (again, provided that we have not disturbed too much of L 's global structure.)

- (4) By repeated applications of (3), we will turn L into a completion of P , which is what we want.

With our goals clearly stated and our techniques described, all that remains for us is to explicitly prove the above claims.

2. THE PROOF

We begin by creating latin squares with “lots” of well-understood 2×2 subsquares.

Lemma 2.1. *For any n , there is a $n \times n$ latin square L that can be thought of as having the following structure:*

- Initially, every cell in L is in $\lfloor n/2 \rfloor$ -many 2×2 subsquares.
- However, the contents of up to $3n + 7$ cells in L may have been disturbed, and thus are cells at which this property does not hold.

Proof. For even values of n , we can simply use the following construction used by Chetwynd and Haggkvist in their proof.

$$L = \begin{array}{|c|c|c|c|c|c|c|c|} \hline 1 & 2 & 3 & 4 & 5 & 6 & 7 & 8 \\ \hline 4 & 1 & 2 & 3 & 8 & 5 & 6 & 7 \\ \hline 3 & 4 & 1 & 2 & 7 & 8 & 5 & 6 \\ \hline 2 & 3 & 4 & 1 & 6 & 7 & 8 & 5 \\ \hline 5 & 8 & 7 & 6 & 1 & 4 & 3 & 2 \\ \hline 6 & 5 & 8 & 7 & 2 & 1 & 4 & 3 \\ \hline 7 & 6 & 5 & 8 & 3 & 2 & 1 & 4 \\ \hline 8 & 7 & 6 & 5 & 4 & 3 & 2 & 1 \\ \hline \end{array}$$

In general, their construction is the following: if we set A as the $k \times k$ circulant matrix on symbols $\{1, \dots, k\}$ and B as the $k \times k$ circulant matrix on symbols $\{k + 1, \dots, 2k\}$ we can define L as the $n \times n$ latin square given by $\begin{bmatrix} A & B \\ B^T & A^T \end{bmatrix}$. An example for $n = 8$ is provided above.

This latin squares L , as noted by Chetwynd and Haggkvist, has the following property: every cell in L is involved in precisely $n/2$ distinct 2×2 subsquares. To see this, notice that another way to describe L is as the following.

$$L(i, j) = \begin{cases} j - i + 1 \mod k & \text{for } i, j \leq k, \\ i - j + 1 \mod k & \text{for } i > k, j \leq k, \\ (j - i + 1 \mod k) + k & \text{for } i \leq k, j > k, \\ (i - j + 1 \mod k) + k & \text{for } i, j > k. \end{cases}$$

Now, take any cell (i, j) in our latin square L . Pick any other cell (i, y) from the same row as (i, j) , but from the opposite quadrant. Pick the cell (x, j) so that it has the same symbol as the symbol in (i, k) : then we have that

$$y - i + 1 \equiv x - j + 1 \mod k.$$

But this implies that

$$y - x + 1 \equiv i - j + 1 \mod k;$$

i.e that the symbols in cells (i, j) and (x, y) are the same. Therefore, any cell (i, j) in our latin square L is involved in precisely $n/2$ -many 2×2 subsquares: one for every cell in the same row and opposite quadrant.

$j-i+1$	\dots	\dots	\dots	\dots	$y-i+1+k$
\vdots					\vdots
\vdots					\vdots
\vdots					\vdots
\vdots					\vdots
$x-j+1+k$	\dots	\dots	\dots	\dots	$x-y+1$

For $n = 4k + 1$ for some k , we can augment Chetwynd and Haggkvist's construction as follows. First, use the construction above to construct a $4k \times 4k$ latin square L . Now, consider the transversal of L consisting of the following cells.

$$\begin{aligned}
 &(1, 1), (2, 3), (3, 5), (4, 7) \dots (k, 2k-1), \\
 &(k+1, 2k+1), (k+2, 2k+3), \dots (2k, 4k-1), \\
 &(2k+1, 2k+2), (2k+2, 2k+4), \dots (3k, 4k) \\
 &(3k+1, 2), (3k+2, 4), \dots (4k, 2k).
 \end{aligned}$$

Using this transversal, turn L into a $4k+1 \times 4k+1$ latin square L' via the following (standard) construction: take L , and augment it by adding a new blank row and column. Fill each cell in this blank row with the corresponding element of our transversal that lies in the same column as it; similarly, fill each cell in this blank column with the corresponding transversal cell that is in the same row. Finally, replace the symbols in every cell in our transversal (as well as the blank cell that was at the intersection of our new row and column) with the symbol $4k+1$. This creates a $n \times n$ latin square, such that all but $3n-2$ cells are involved in precisely $(n/2) - 2$ distinct 2×2 subsquares.

This construction is perhaps best understood via an example, which we provide below for the case $n = 13$:

1	2	3	4	5	6	A	B	C	D	E	F
6	1	2	3	4	5	F	A	B	C	D	E
5	6	1	2	3	4	E	F	A	B	C	D
4	5	6	1	2	3	D	E	F	A	B	C
3	4	5	6	1	2	C	D	E	F	A	B
2	3	4	5	6	1	B	C	D	E	F	A
A	F	E	D	C	B	1	6	5	4	3	2
B	A	F	E	D	C	2	1	6	5	4	3
C	B	A	F	E	D	3	2	1	6	5	4
D	C	B	A	F	E	4	3	2	1	6	5
E	D	C	B	A	F	5	4	3	2	1	6
F	E	D	C	B	A	6	5	4	3	2	1

→

★	2	3	4	5	6	A	B	C	D	E	F	1
6	1	★	3	4	5	F	A	B	C	D	E	2
5	6	1	2	★	4	E	F	A	B	C	D	3
4	5	6	1	2	3	★	E	F	A	B	C	D
3	4	5	6	1	2	C	D	★	F	A	B	E
2	3	4	5	6	1	B	C	D	E	★	A	F
A	F	E	D	C	B	1	★	5	4	3	2	6
B	A	F	E	D	C	2	1	6	★	4	3	5
C	B	A	F	E	D	3	2	1	6	5	★	4
D	★	B	A	F	E	4	3	2	1	6	5	9
E	D	C	★	A	F	5	4	3	2	1	6	8
F	E	D	C	B	★	6	5	4	3	2	1	7
1	C	2	B	3	A	D	6	E	5	F	4	★

For $n = 4k - 1$, things are slightly more difficult. While we can use our earlier construction to create a $4k - 2 \times 4k - 2$ latin square, the resulting square will not have a transversal. However, we can use our 2×2 substructure to slightly modify this square so that it will have a transversal, and then proceed as before. We outline the process for creating this transversal below:

- First, use the Chetwynd and Haggkvist construction to create a $4k - 2 \times 4k - 2$ latin square L .
- In our discussion earlier, we noted that for any pair of cells $(i, j), (i, k)$ in the same row but from different quadrants, there is a 2×2 subsquare that contains those two elements. Take the 2×2 subsquare corresponding to the cells containing 2 and $4k - 2$ in the last row, and perform the 2×2 trade corresponding to this subsquare.
- Similarly, take the 2×2 subsquare corresponding to the cells containing $2k - 1$ and $4k - 2$ in the far-right column, and perform the 2×2 trade corresponding to this subsquare.
- With these two trades completed, look at the four cells determined by the last two rows and columns of our latin square. They form a 2×2 subsquare of the form $\begin{bmatrix} 1 & 4k - 2 \\ 4k - 2 & 1 \end{bmatrix}$. Perform the trade corresponding to this 2×2 subsquare.

Once this is done, we can find a transversal by simply taking the cells

$$\begin{aligned} &(1, 1), (2, 3), (3, 5), (4, 7) \dots (k, 2k - 1), \\ &(k + 1, 2k), (k + 2, 2k + 2), \dots (2k - 1, 4k - 4), \\ &(2k, 2k + 1), (2k + 2, 2k + 3), \dots (3k - 2, 4k - 3), \\ &(3k - 1, 2), (3k, 4), \dots (4k - 3, 2k - 2), \\ &(4k - 2, 4k - 2). \end{aligned}$$

1	2	3	4	5	6	G	A	B	C	D	E	F	7
7	1	2	3	4	5	6	G	A	B	C	D	E	F
6	7	1	2	3	4	5	F	G	A	B	C	D	E
5	6	7	1	2	3	4	E	F	G	A	B	C	D
4	5	6	7	1	2	3	D	E	F	G	A	B	C
3	4	5	6	7	1	2	C	D	E	F	G	A	B
G	3	4	5	6	7	1	B	C	D	E	F	2	A
A	G	F	E	D	C	B	1	7	6	5	4	3	2
B	A	G	F	E	D	C	2	1	7	6	5	4	3
C	B	A	G	F	E	D	3	2	1	7	6	5	4
D	C	B	A	G	F	E	4	3	2	1	7	6	5
E	D	C	B	A	G	F	5	4	3	2	1	7	6
F	E	D	C	B	A	G	6	5	4	3	2	G	1
2	F	E	D	C	B	A	7	6	5	4	3	1	G

Using this transversal, we can extend our latin square to a $4k - 1 \times 4k - 1$ latin square, using the same methods as in the $n = 4k + 1$ case. \square

2.1. Exchanging Almost Any Two Symbols in a Row.

Lemma 2.2. *Let L be one of the $n \times n$ latin squares constructed by Lemma 2.1, and P be an $\leq \epsilon$ -dense partial latin square. Suppose that we have performed a series of trades on L that have changed the contents of no more than kn^2 of L 's cells.*

Fix any positive constant $d > 0$. Then, for any row r_1 of L and all but

- $2\frac{k}{dn} + \epsilon n$ choices of c_1 , and
- $4\frac{k}{dn} + 2dn + 3\epsilon n + 1$ choices of c_2 ,

there is a trade on L that

- does not change any cells on which P and L currently agree,
- changes the contents of at most 16 cells of L , and
- swaps the symbols in the cells (r_1, c_1) and (r_2, c_2) ,

as long as the following three equations hold:

- $11 \leq n - 3\frac{kn^2}{dn} - 6dn - 6\epsilon n$,
- $12 \leq n - 12dn - 12\epsilon n$, and
- $2 \leq n - 4\frac{kn^2}{dn} - 2dn - 3\epsilon n$.

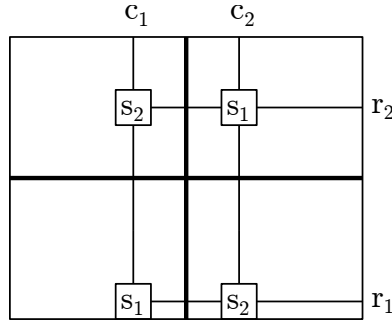
Roughly speaking, this lemma says that if we take a latin square L' with a large global number of 2×2 subsquares, and choose any row of L' , we can exchange most of the elements within that row without disturbing most of the currently-existing structure of L' .

Proof. For convenience's sake, assume here that we are in the case where L is a latin square where all of its cells are in $n/2$ -many 2×2 subsquares; we can do this by considering the $\leq 3n + 7$ cells that are not in 2×2 squares as “cells that have been disturbed by earlier trades,” and counting them in the quantity k .

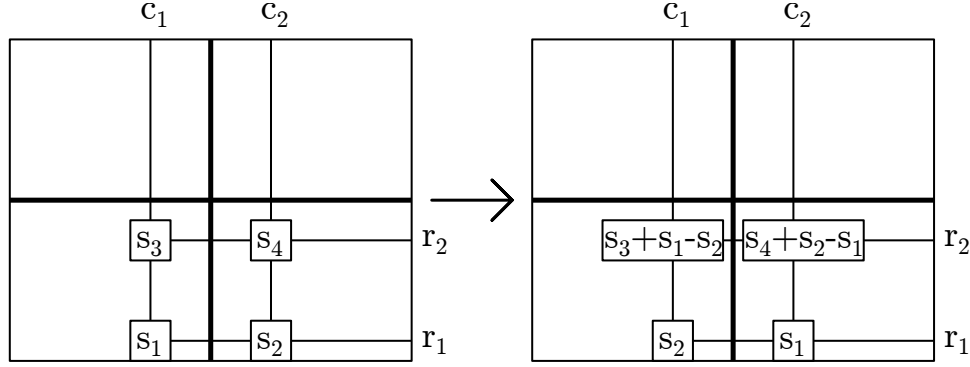
Call a row, column, or symbol in L' **d -overloaded** (or just overloaded, for short) if $> dn$ of the entries in this row/column/symbol have been changed by the trades we used to get from L to L' . Note that at most $\frac{kn^2}{dn}$ rows are overloaded; similarly, no more than $\frac{kn^2}{dn}$ columns or $\frac{kn^2}{dn}$ symbols are overloaded.

Intuitively, overloaded rows are going to be “difficult” to work with: because most of the structure in our latin square no longer exists within that row, we will have relatively few ways to reliably manipulate the cells in that row. Conversely, if some row is not overloaded, we know that the contents of most of the cells within this row have not been disturbed; in theory, this will make manipulating this row much easier, as we will have access to a lot of the structure we have built into our latin square L . (Similar comments apply to overloaded symbols and columns.)

With these comments as our motivation, we begin constructing our trade. Fix some row r_1 : we want to show that for most pairs of cells within this row, there is a trade which exchanges their contents without disturbing many other cells in L . Naively, we would hope to just find a pair of cells such that the following picture holds:



In this situation, we could just perform the 2×2 trade associated to this 2×2 subsquare to swap the two cells containing s_1 and s_2 . The issue, however, is that this situation may never come up: if r_1 is an overloaded row, for example, it is entirely possible that **none** of its elements are involved in any 2×2 subsquares. To fix this, we use the technique of **improper trades**: specifically, we will choose some other row r_2 , and perform the improper trade

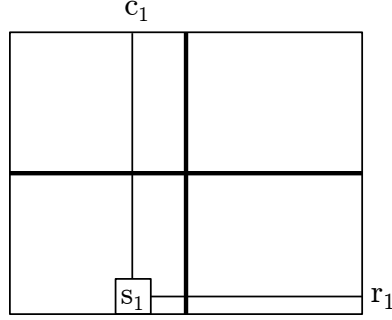


This accomplishes our original goal of exchanging these two elements in r_1 . However, we now have an improper latin square. How can we turn this back into a proper latin square?

Suppose for the moment that our earlier notion about non-overloaded objects being “easier” to deal with is accurate. In that case, if we want this trade to be easy to construct, we should try to choose the cells that we are using in our trade so that as many of the rows/columns/symbols we deal with are as non-overloaded as possible. As well, whenever we can, we should choose these cells so that as many of the cells involved in our trade have not been disturbed by previous trades; this will again make sure that our trade has as much structure available to it as possible, and hopefully will allow us to create a trade that will turn this improper latin square into a proper latin square. We may not always be able to ensure that our cells are undisturbed or lie in non-overloaded rows/columns/symbols, but whenever we can, we should.

Let us start by picking the first cell of the two we want to exchange. For the reasons we described above, we should make this choice so that the following properties hold:

- The symbol s_1 contained in this chosen cell is not overloaded. This eliminates at most $\frac{kn^2}{dn}$ choices.
- The column c_1 containing our chosen cell is not overloaded. This eliminates at most another $\frac{kn^2}{dn}$ choices.
- The cell that we have chosen is not a cell at which P and L already agree. This eliminates at most ϵn more choices.



So, to start, we have at least

$$n - 2\frac{kn^2}{dn} - \epsilon n$$

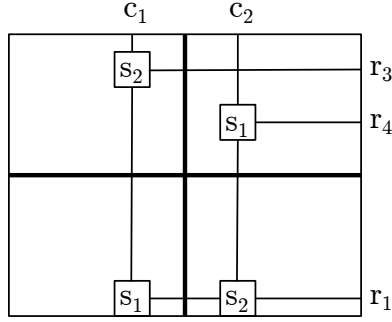
choices for our first cell that look promising.

Choose the second cell in r_1 so that a similar set of properties hold:

- The symbol s_2 contained within it is not overloaded. This eliminates at most $\frac{kn^2}{dn}$ choices.
- The column c_2 containing this chosen cell is not overloaded. This eliminates at most another $\frac{kn^2}{dn}$ choices.
- This cell is not a place where P and L already agree. This eliminates at most ϵn more choices.
- This cell does not contain the symbol s_1 . This eliminates at most one more choice.

As well, at this stage in our trade, we can start asking that some potentially relevant cells to our trade are not just in non-overloaded rows/columns/symbols, but actually have not yet been disturbed themselves: i.e. their contents are still the same as they were in the original square L . Explicitly, when choosing our second cell, make sure to also ensure the following:

- The cell in column c_1 containing s_2 has not been used in any earlier trades. Because c_1 is not an overloaded column, at most dn of the cells in column c_1 have been used already. This eliminates at most dn choices.
- The cell containing the symbol s_1 in the column c_2 has not been used by any earlier trades. Similarly, because s_1 is not an overloaded symbol, this eliminates at most dn choices.
- The rows r_2, r_3 containing these two undisturbed cells are not overloaded. This eliminates at most $2\frac{kn^2}{dn}$ choices.
- Neither of these two undisturbed cells are cells at which P and L currently agree. This eliminates at most $2\epsilon n$ choices.



This leaves

$$n - 4 \frac{kn^2}{dn} - 2dn - 3\epsilon n - 1$$

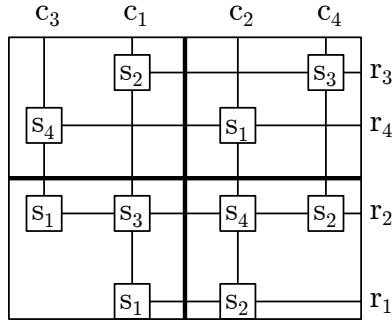
choices for our second cell that look promising.

Our choices thus far have ensured that all of the rows/columns/symbols that we have been able to pick are relatively “full” of 2×2 trades, and that as many cells as possible in our diagram have not been used in any 2×2 trades. Essentially, we have been trying to simply find rows, columns, symbols and cells along which our latin square still looks like the well-understood square full of 2×2 subsquares we started with, in the hope that this will make resolving our improper trade easier.

From here, we finally need to choose the row r_2 along which we are making our improper trade. There are two possibilities here.

Case (1): The two rows r_3, r_4 generated by our earlier choices are both in the upper half of L , or both in the lower half of L . In this case, choose r_2 such that the following conditons hold:

- The row r_2 is in the opposite half from the rows r_3, r_4 , and is not r_1 . This eliminates at most $\lceil n/2 \rceil + 1$ choices.
- None of the cells $(r_2, c_1), (r_2, c_2), (r_2, c_3), (r_2, c_4), (r_3, c_4),$ or (r_4, c_3) have been used in prior trades. Because neither the columns c_1, c_2 , nor the symbols s_1, s_2 , nor the rows r_3, r_4 are overloaded, this restriction eliminates at most $6dn$ choices. (Notice that because r_2 has been chosen to be from the opposite half of r_3, r_4 , and none of these cells nor the earlier have been disturbed by earlier trades, we know that the symbol s_3 is in the cell (r_3, c_4) and the symbol s_4 is in the cell (r_4, c_3) : this is because of L ’s previously-discussed “many 2×2 subsquares” structure.)
- None of these cells are cells at which P and L currently agree. This eliminates at most $6\epsilon n$ choices.

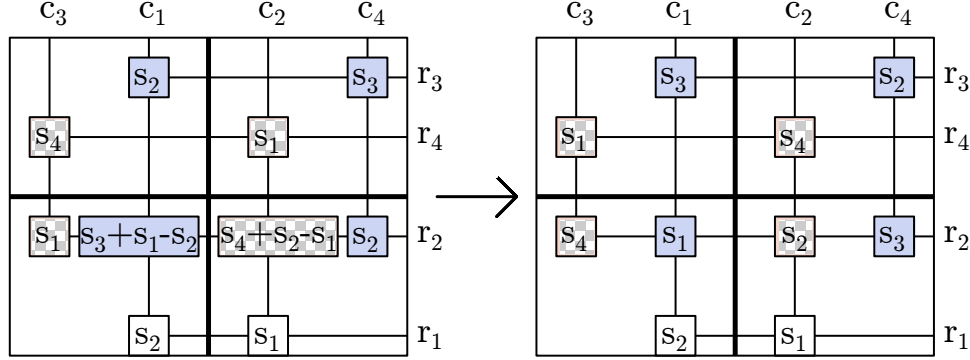


This leaves

$$\left\lfloor \frac{n}{2} \right\rfloor - 6dn - 6\epsilon n - 1$$

choices for the row r_2 .

From here, resolving our improper trade is relatively easy, as we demonstrate below.



Specifically, if we take our square L and perform the 2×2 improper trade we wanted to perform at the start of our proof, we can transform the resulting improper latin square into a proper latin square by performing the two 2×2 trades illustrated above (the $s_1 \leftrightarrow s_4$ trade indicated by the checkered shading, as well as the $s_2 \leftrightarrow s_3$ trade with solid shading). The result is a latin square in which s_2 and s_1 are swapped in row r_1 , without changing any elements of L that agree with P , and without disturbing more than 10 cells in total.

Case (2): If we are not in the above situation, then one of the two rows r_3, r_4 is in the upper half of L , while the other is in the lower half of L . This complicates things a bit: we cannot simply pick one choice of r_2 and be done with our proof. However, we can use the same methods as above to pick r_2 along with another column c_6 , and acquire a similar picture.

We start out with n possible choices of r_2 : for any such choice, either r_2 and r_3 will be in different halves, or r_2 and r_4 will be in different halves of our latin square. Assume without loss of generality that r_2 and r_3 are in different halves of L : the case where r_2 and r_4 are in different halves is identical. In this case, pick r_2 such that the following properties hold:

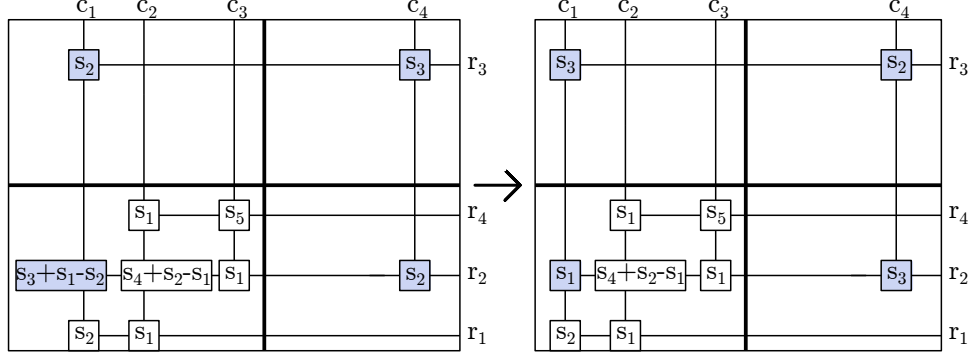
- None of the cells (r_2, c_1) , (r_2, c_2) , (r_2, c_3) , (r_2, c_4) , (r_3, c_4) , or (r_4, c_3) have been used in prior trades. Because neither the columns c_1, c_2 , nor the symbols s_1, s_2 , nor the rows r_3, r_4 are overloaded, this restriction eliminates at most $6dn$ choices. (Notice that because r_2 and r_3 are in different halves, we know that the symbol s_3 is in (r_3, c_4) [again, because of L 's well-understood "many 2×2 subsquares" structure.] However, unlike our earlier case, we cannot make a similar assumption for the cell (r_4, c_3) .)
- Neither the symbol s_5 , row r_2 , or column c_3 are overloaded, nor are any of the cells determined by these choices in use in our trade thus far. This eliminates at most $3\frac{kn^2}{dn} + 10$ choices.
- None of these cells are cells at which P and L currently agree. This eliminates at most $6\epsilon n$ choices.

This leaves at least

$$n - 3 \frac{kn^2}{dn} - 6dn - 6\epsilon n - 10$$

choices.

In this case, if we take our square L and perform the 2×2 improper trade we described at the start of our proof, we can use a 2×2 trade (shaded) to get rid of one of the negative symbols that this improper trade creates.



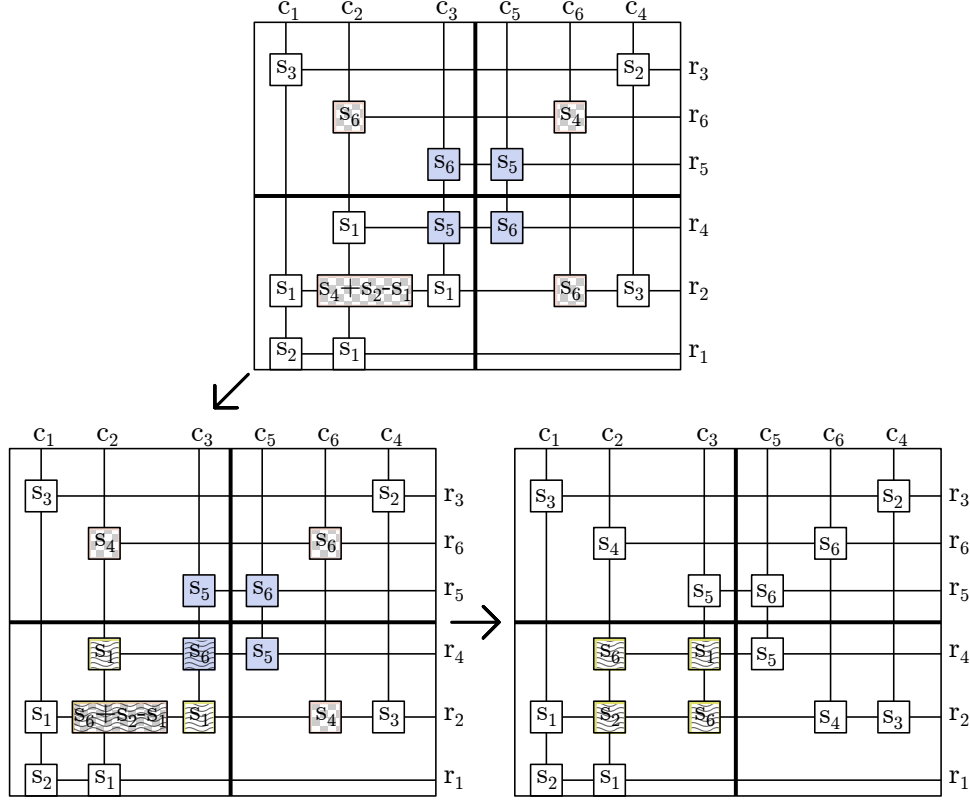
However, we cannot perform the same trick to get rid of our last negative symbol. To do that, we need to make one more choice. Specifically, pick a symbol s_6 such that the following properties hold:

- Notice that in the original $\begin{bmatrix} A & B \\ B^T & A^T \end{bmatrix}$ latin square L , s_4 and s_5 have to live in the same quadrant; this is because none of the cells (c_2, r_2) , (c_2, r_4) , (c_3, r_2) , (c_3, r_4) have been disturbed in prior trades, and the two cells (c_2, r_4) , (c_3, r_2) contain the same symbol s_1 . Therefore, either s_4, s_5 are both $\leq n/2$, or both $> n/2$.
- Accordingly, we can pick s_6 so that it is in the opposite half of the symbols from s_4, s_5 , and also not the last symbol of L in the odd-dimensional case. This eliminates at most $\lceil n/2 \rceil$ choices.
- None of the cells containing s_6 in columns c_2, c_3 or rows r_2, r_4 , nor the cell containing s_4 in column c_6 , nor the cell containing s_5 in column c_5 , have been used in previous trades. Because none of these are overloaded, this eliminates at most $6dn$ choices.
- None of these cells are places where P and L agree. This eliminates at most $6\epsilon n$ choices.
- The symbol s_6 has not been chosen before. This eliminates at most five choices.

This leaves at least

$$\lfloor n/2 \rfloor - 6dn - 6\epsilon n - 5$$

choices. With this done, we can then perform a pair of two 2×2 trades involving the symbols s_6 (shaded below, one with checker shading and the other with solid shading) that we just constructed: this leaves just one last 2×2 trade (shaded with wavy lines) which we can perform to eliminate our last negative value in our improper square.



As long as we can make these choices, we can find these trades. Therefore, by looking at all of the choices we make during our proof and choosing the potentially strictest bounds (under certain choices of d, ϵ, k, n , such trades will exist as long as

$$\begin{aligned} 11 &\leq n - 3\frac{kn^2}{dn} - 6dn - 6\epsilon n, \\ 12 &\leq n - 12dn - 12\epsilon n, \text{ and} \\ 2 &\leq n - 4\frac{kn^2}{dn} - 2dn - 3\epsilon n. \end{aligned}$$

□

Note that an analogous result holds for exchanging the contents of almost any two cells in a given column, via the exact same proof methods.

2.2. Completing $\leq \epsilon$ -Dense Partial Latin Squares.

Lemma 2.3. *As before, let L be one of the $n \times n$ latin squares constructed by Lemma 2.1, and P be an $\leq \epsilon$ -dense partial latin square. Suppose that we have performed a series of trades on L that have changed the contents of no more than kn^2 of L 's cells.*

Fix any cell (r_1, c_1) such that $P(r_1, c_1)$ is filled and does not equal $L(r_1, c_1)$. Then, there is a trade on L that

- does not change any cells on which P and L currently agree,
- changes the contents of at most 69 other cells of L , and
- causes P and L to agree at the cell (r_1, c_1) ,

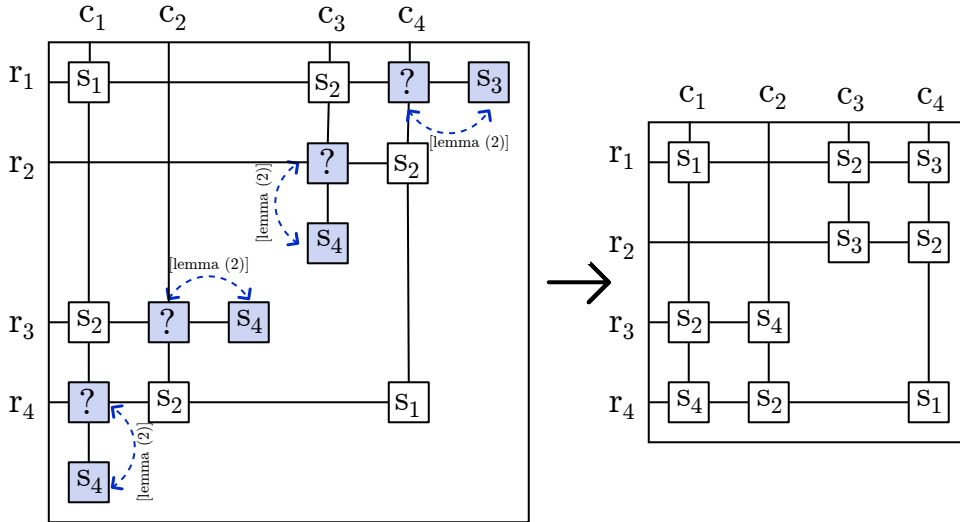
whenever

$$22 \leq n - 12\sqrt{kn} - 12\epsilon n.$$

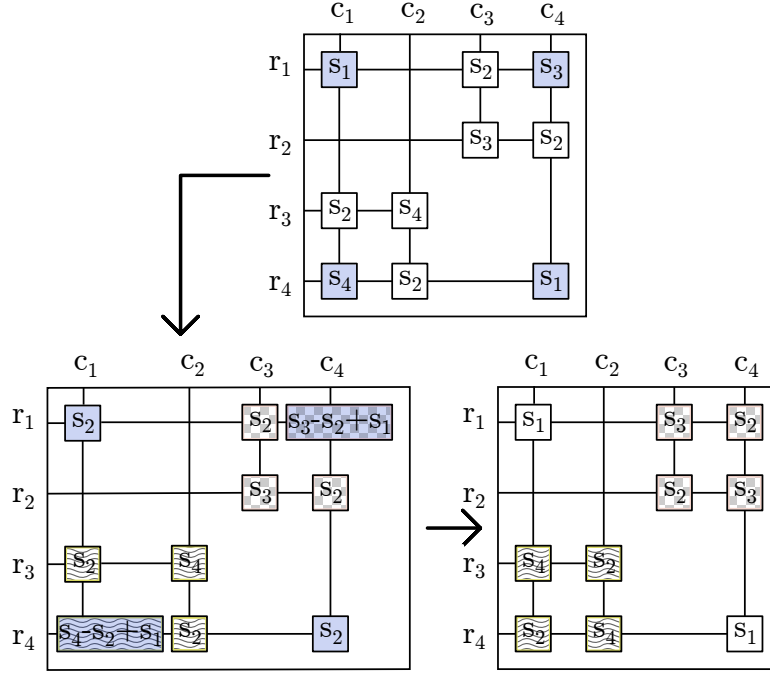
Proof. Let $d > 0$ be some constant, corresponding to the notion of an “overloaded” row we introduced earlier.

Suppose that $L(r_1, c_1) = s_1 \neq P(r_1, c_1) = s_2$. Let r_2 be a row and c_2 be a column such that $L(r_2, c_1) = L(r_1, c_2) = s_2$.

Our goal in this lemma is to construct a trade that causes L and P to agree at (r_1, c_1) , without disturbing any cells at which P and L already agree. Mimicking the methods of Lemma 2.2, you could attempt to begin such a construction directly: however, by simply *using* Lemma 2.2, we can accomplish the same goals with much less effort. Explicitly: suppose that we can find four consecutive applications of Lemma 2.2 on row r_1 , row r_2 , column c_1 , and column c_2 (target cells shaded below) to create the structure drawn below within L .



Using this structure, it is relatively easy to get L and P to agree at (r_1, c_1) . Simply perform the improper 2×2 trade solidly shaded below, followed by the two indicated proper 2×2 trades (one with checker shading, the other with wavy-line shading) to resolve L into a proper latin square:



So it suffices to show how we can use Lemma 2.2 to create this claimed structure. First, notice that picking the cell (r_4, c_4) that contains s_1 determines the rows r_2, r_3, r_4 and the columns c_2, c_3, c_4 . Because of this, we want to choose this cell such that the following properties hold:

- The cell (r_4, c_4) is not one at which P and L currently agree. This eliminates at most ϵn choices, as at most that many cells containing s_1 exist in P .
- The cells (r_4, c_3) and (r_3, c_4) are not ones at which P and L currently agree. This eliminates at most $2\epsilon n$ choices, as at most that many cells containing s_2 exist in P .
- The four cells $(r_4, c_1), (r_2, c_3), (r_3, c_2), (r_1, c_4)$ are all valid choices for the first cell to be exchanged in an application of Lemma 2.2. This eliminates at most $4\frac{k}{d}n + 4\epsilon n$ choices, for the reasons discussed in our proof of Lemma 2.2. Note that in this calculation we have already ensured that these cells are not ones at which P and L agree.
- None of these cells collide with the cells $(r_1, c_1), (r_1, c_2), (r_2, c_1)$. This eliminates at most three more choices.

This leaves us with

$$n - 4\frac{k}{d}n - 7\epsilon n - 3$$

choices for this cell.

Now, choose the symbol s_3 such that the following properties hold:

- The two cells containing s_3 in row r_1 , column c_2 are both valid choices for the second cell to be exchanged in an application of Lemma 2.2. This eliminates at most $8\frac{k}{d}n + 4dn + 6\epsilon n + 2$ choices, for the reasons discussed in our proof of Lemma 2.2. Note that in this calculation we have already ensured that these cells are not ones at which P and L agree.

- None of these cells collide with our other cells. This eliminates at most two other choices.

This leaves us with

$$n - 8\frac{k}{d}n - 4dn - 6\epsilon n - 4$$

choices of this symbol. By an identical chain of reasoning, we have precisely the same number of choices for s_4 .

Therefore, as long as we satisfy the bounds

$$\begin{aligned} 21 &\leq n - 3\frac{k}{dn} - 6dn - 6\epsilon n, \\ 22 &\leq n - 12dn - 12\epsilon n, \\ 12 &\leq n - 4\frac{k}{dn} - 2dn - 3\epsilon n, \end{aligned}$$

required by Lemma 2.2, we can exchange the contents of the cells (r_1, c_4) and (r_3, c_2) with the contents of the two indicated cells containing s_3 , and similarly exchange the contents of $(r_3, c_2), (r_1, c_4)$ with the two s_4 -cells. [The constant terms above in our Lemma 2.2 bounds were increased by 9 to ensure that none of these applications of Lemma 2.2 accidentally rely on the 9 non- (r_1, c_1) elements being used in the resulting structure that this trade is supposed to produce.]

These applications of Lemma 2.2 create the structure we were looking to find in L . Therefore, because each application of Lemma 2.2 disturbs the contents of at most 16 cells and we are disturbing 5 other cells apart from (r_1, c_1) , we have constructed a trade that disturbs no more than 69 cells other than (r_1, c_1) . By comparing the various choices that we have had to make throughout this proof and picking the strictest bounds, we have our claimed result: that such a trade will exist whenever

$$\begin{aligned} 4 &\geq n - 4\frac{k}{d}n - 7\epsilon n, \\ 5 &\geq n - 8\frac{k}{d}n - 4dn - 6\epsilon n, \text{ and} \\ 22 &\leq n - 12dn - 12\epsilon n. \end{aligned}$$

Using basic calculus, it is not too difficult to see that the best choice of d for maximizing the number of choices we have is \sqrt{k} , and therefore that our claim holds whenever

$$22 \leq n - 12\sqrt{kn} - 12\epsilon n.$$

□

Given a $\leq \epsilon$ -dense partial latin square P and a latin square L of the same dimension from Lemma 2.1, it is not too hard to see that a simple repeated application of Lemma 2.3 on L will eventually transform L into a completion of P , for some value of ϵ . However, each application of Lemma 2.3 disturbs 69 cells in L for each (r_1, c_1) it fixes: for our early trades on L while it still has most of its structure, this

is rather wasteful, as we can often perform such trades directly using simple 2×2 exchanges. The following lemma establishes this rigorously.

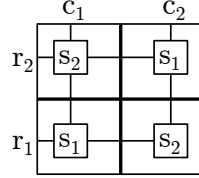
Lemma 2.4. *If P is a $\leq \epsilon$ -dense partial latin square containing $\leq \delta n^2$ -many filled cells, and L is a latin square of the same dimension as P as generated by Lemma 2.1, we can permute the rows, columns, and symbols of P in such a way to ensure that there are at least*

$$\frac{\delta n^2}{2} - \frac{\delta n}{2} - 3\epsilon \delta n^2 - 48\delta n - 3\epsilon^2 n^2 - \frac{n}{n-1}\epsilon^2 n^2$$

cells in P with associated distinct non-overlapping 2×2 trades, such that the execution of each will cause L and P to agree at that cell.

Proof. Take a $\leq \epsilon$ -dense partial latin square P , and generate a latin square L of the same dimension using Lemma 2.1. Initially, we may find that there are no 2×2 trades that can cause P and L to agree. However, if we uniformly randomly permute the rows, columns and symbols of P , it turns out that we can get roughly half of the cells in P to be involved in these nice 2×2 trades.

Explicitly, do the following: uniformly randomly permute the rows of P , and then subsequently uniformly randomly permute the columns of P , and then uniformly randomly permute the symbols of P . We are currently trying to find the expected number of disjoint occurrences of the following structure in L , where $P(r_1, c_1)$ is a filled cell in P with $P(r_1, c_1) = s_1$, $L(r_1, c_1) = s_2$:



There are a number of obstructions that can arise. Specifically, it is possible that L does not have this square as part of its substructure, either because the symbols s_1, s_2 are not from opposite halves, or because one of these four cells is one of the $3n + 7$ initially-disturbed cells in L ; as well, it is possible that some of these squares overlap. However, we can calculate the expected number of these obstructions under such a random triple of permutations, and show that “roughly half” of the squares under our consideration avoid all of these problems. Given a cell (r_1, c_1) that’s filled in P and letting r_2, c_2 be defined as above, it is not too difficult to calculate the following bounds on certain events:

- $\mathbb{P}(\text{either both or none of } P(r_1, c_1), L(r_1, c_1) \in \{1, \dots, \lfloor n/2 \rfloor\}) \geq \frac{1}{2} - \frac{1}{2n},$
- $\mathbb{P}(\text{the cell } (r_1, c_2) \text{ is filled in } P) \leq \epsilon,$
- $\mathbb{P}(\text{the cell } (r_2, c_1) \text{ is filled in } P) \leq \epsilon,$
- $\mathbb{P}(\text{the cell } (r_2, c_2) \text{ is filled in } P) \leq \epsilon,$
- $\mathbb{P}(\text{the cell } (r_i, c_j) \text{ lies in one of } L\text{'s disturbed cells}) \leq \frac{12}{n},$

Our last calculation is a bit less immediate: it comes from noting that a cell (r_i, c_j) can lie in one of L ’s disturbed cells if and only if it lies in either the last row, last column, last symbol, or one of the other 9 disturbed cells in L ’s construction.

Furthermore, for any cell (i, j) , regardless of whether it is filled in P or not, we can also calculate the following bounds:

- $\mathbb{P}((i, j) \text{ is a } (r_1, c_2) \text{ for some filled cell } P(r_1, c_1)) \leq \epsilon,$

- $\mathbb{P}((i, j) \text{ is a } (r_2, c_1) \text{ for some filled cell } P(r_1, c_1)) \leq \epsilon$, and
- $\mathbb{P}((i, j) \text{ is a } (r_2, c_2) \text{ for some filled cell } P(r_1, c_1)) \leq \epsilon$.

Note that these last three events are independent of each other: the probability that (i, j) is a (r_1, c_2) depends only on the row permutations we have performed, while the probability that (i, j) is a (r_2, c_1) depends only on the column permutations and the probability that (i, j) is a (r_2, c_2) depends only on the symbol permutations. Therefore, we have that for any cell (i, j) ,

- $\mathbb{P}((i, j) \text{ satisfies any distinct two of the above three events}) \leq \epsilon^2$.

Note that no cell can be a (r_1, c_2) for two different cells $(r_1, c_1), (r'_1, c'_1)$, because it would have to contain both the symbol $P(r_1, c_1)$ and the symbol $P(r'_1, c'_1)$; similarly, no cell can be a (r_2, c_1) for two different cells.

The last case we have to consider, then, is the case that a cell is a (r_2, c_2) for two different cells; unlike the two earlier cases, this is actually possible, and a bit trickier to control. Suppose for the moment that we have already performed our row and column permutations on P , and are about to permute P 's symbols. Let (r_1, c_1) and (r'_1, c'_1) be a pair of filled cells in P such that $L(r_1, c_1) = L(r'_1, c'_1) = s_1$: if these two filled cells are going to share the same (r_2, c_2) , this requirement is necessary.

There are two possibilities here. If $P(r_1, c_1) = P(r'_1, c'_1)$, then we know that $L(r_1, c_2) = P(r_1, c_1) = P(r'_1, c'_1) = L(r'_1, c'_2)$. But this means that c_2 and c'_2 have to be distinct, as otherwise we would have two instances of the same symbol in the same column: because this is impossible, we can safely ignore this possibility.

Otherwise, if $P(r_1, c_1) \neq P(r'_1, c'_1)$, we can easily calculate that

$$\bullet \mathbb{P}((r_2, c_2) = (r'_2, c'_2)) \leq \frac{n}{n-1} = \frac{1}{n-1}.$$

This is because there are $n^2 - n$ many possible pairs of symbols that might wind up as $P(r_1, c_1), P(r'_1, c'_1)$; furthermore, given a fixed choice of a symbol $P(r_1, c_1)$, there is at most one possible choice of $P(r'_1, c'_1)$ that will yield the same (r_2, c_2) (because choosing the symbol for $P(r_1, c_1)$ uniquely determines the cell (r_2, c_2)).

By combining all of these results and looking at the expected value of these quantities, we can see that there is some permutation under which there are at least

$$\begin{aligned} & \delta n^2 \cdot \left(\left(\frac{1}{2} - \frac{1}{2n} \right) - 3\epsilon - \frac{48}{n} \right) - n^2(3\epsilon^2) - n \cdot (\epsilon n)^2 \cdot \left(\frac{1}{n-1} \right) \\ &= \frac{\delta n^2}{2} - \frac{\delta n}{2} - 3\epsilon \delta n^2 - 48\delta n - 3\epsilon^2 n^2 - \frac{n}{n-1} \epsilon^2 n^2 \end{aligned}$$

filled cells (r_1, c_1) in P such that

- exactly one of the symbols $P(r_1, c_1), L(r_1, c_1)$ are in $\{1, \dots, \lfloor n/2 \rfloor\}$,
- none of the cells $(r_1, c_2), (r_2, c_1), (r_2, c_2)$ are filled in P ,
- none of the cells $(r_1, c_1), (r_1, c_2), (r_2, c_1), (r_2, c_2)$ are among the $3n + 7$ disturbed cells in L , and
- none of the cells $(r_1, c_2), (r_2, c_1), (r_2, c_2)$ show up as different (r_i, c_j) 's in other trades.

[The δn^2 -multiples in the first line comes from the properties whose expected value is calculated over the filled cells in P , while the n^2 -multiples come from the properties whose expected value is calculated over all of the n^2 cells and the $n(\epsilon n)^2$ -multiples come from the property calculated over all of the pairs of filled cells $(r_1, c_1), (r'_1, c'_1)$ in P such that $L(r_1, c_1) = L(r'_1, c'_1)$.]

Because these conditions are sufficient to ensure that the 2×2 subsquares associated to all of these cells exist, are non-overlapping, and disjoint, we have proven our claim. \square

Theorem 2.5. *Any $\leq \epsilon$ -dense partial latin square P is completable, for $\epsilon < \frac{1}{5300}$. Similarly, any $\leq \frac{1}{13}$ -dense partial latin square P is completable, as long as the total number of cells used in P is $\leq 8.8 \cdot 10^{-5}n^2$.*

Proof. Take any $\leq \epsilon$ -dense partial latin square P with δn^2 -many filled cells, and let L be a latin square of the same dimension as P as generated by Lemma 2.1.

Apply Lemma 2.4 to P , and take the

$$\frac{\delta n^2}{2} - \frac{\delta n}{2} - 3\epsilon \delta n^2 - 48\delta n - 3\epsilon^2 n^2 - \frac{n}{n-1}\epsilon^2 n^2$$

many cells that are involved in distinct non-overlapping 2×2 trades. Execute all of these trades simultaneously: this ensures that L and P agree at all of these cells, and disturbs at most

$$N = 3 \cdot \left(\frac{\delta n^2}{2} - \frac{\delta n}{2} - 3\epsilon \delta n^2 - 48\delta n - 3\epsilon^2 n^2 - \frac{n}{n-1}\epsilon^2 n^2 \right)$$

many cells in L .

Now, cell by cell, select a filled cell (r_1, c_1) of P at which $P(r_1, c_1) \neq L(r_1, c_1)$, and apply Lemma 2.3 to find a trade that disturbs at most 69 other cells and that causes L and P to agree at this cell. If we can always apply this lemma, this process will convert L into a completion of P , and thus prove our theorem.

Because we start off with a latin square L in which at most $3n + 7$ cells are disturbed, we have disturbed at most N -many more cells in L , and we will need to disturb at most

$$69 \cdot \left(\frac{\delta n^2}{2} - \frac{\delta n}{2} - 3\epsilon \delta n^2 - 48\delta n - 3\epsilon^2 n^2 - \frac{n}{n-1}\epsilon^2 n^2 \right)$$

more cells via our repeated applications of Lemma 2.3. If this process is successful, we will have disturbed at most

$$36\delta n^2 + 33\delta n + 198\epsilon \delta n + 3168\delta n + 198\epsilon^2 n^2 + 66\frac{n}{n-1}\epsilon^2 n^2$$

cells in total by the end of our proof.

Therefore, by Lemma 2.3, to decide whether we can perform all of these trades, it suffices to find constraints on δ, ϵ, n such that we can consistently perform Lemma 2.3 on L until it is a completion of P . In other words, it suffices to choose n, δ, ϵ such that the inequality

$$22 \leq n - 12\epsilon n - 12\sqrt{36\delta n^2 + 33\delta n + 198\epsilon \delta n + 3168\delta n + 198\epsilon^2 n^2 + 66\frac{n}{n-1}\epsilon^2 n^2}$$

holds.

If we assume that $\delta = \epsilon = \frac{1}{5300}$, this inequality holds for all $n \geq \frac{1}{10600}$. For $n < \frac{1}{10600}$, a $\leq \epsilon$ -dense partial latin square is a latin square with no more than 1 entry in any row, column, and symbol, and is trivially completable.

Conversely, if we do not assume that $\delta = \epsilon$, we have a lot more freedom with our choice of ϵ . In particular, if we look at $\leq \frac{1}{12+\epsilon}$ -dense partial latin squares with δn^2 filled cells, we can see that there is always some choice of δ such that they are

completable. For example, this inequality holds whenever P is a $\leq \frac{1}{13}$ -dense partial latin squares with $\leq \delta n^2$ many filled cells, if $\delta \leq 8.8 \cdot 10^{-5}$, $n \geq 8.8 \cdot 10^5$. In the case that $n < 8.8 \cdot 10^5$, the total number of filled cells in P is $< \delta n^2 < n$, which we know is completable by Smetianuk's proof of Evan's conjecture.

By reversing the permutations performed by Lemma 2.4 on P , and applying these same reversals on L , we have that L is a completion of our original partial latin square P . This completes our proof. \square

REFERENCES

- [1] M. Buchanan. Embedding, existence and completion problems for latin squares. *Ph.D Thesis, University of Queensland*, 2007.
- [2] A.G. Chetwynd and R. Häggkvist. Completing partial $n \times n$ latin squares where each row, column and symbol is used at most cn times. *Reports, Dept. of Mathematics, University of Stockholm*, 1985.
- [3] D.E. Daykin and R. Häggkvist. Completion of sparse partial latin squares, in: Graph Theory and Combinatorics: Proceedings of the Cambridge Conference in Honor of Paul Erdos. *Academic Press, London*, pages 127–132, 1984.
- [4] T. Gustavsson. Decompositions of large graphs and digraphs with high minimum degree. *Ph.D Thesis, University of Stockholm*, 1991.
- [5] M. Hall. An existence theorem for latin squares. *Bull. Amer. Math. Soc.*, 51(6):387–388, 1945. Part 1.
- [6] M.T. Jacobson and P. Matthews. Generating uniformly distributed random latin squares. *Journal of Combinatorial Designs*, 1985.
- [7] C.St.J.A. Nash-Williams. An unsolved problem concerning decomposition of graphs into triangles. *Combinatorial Theory and its applications III ed.*, pages 1179–1183, 1970.
- [8] H. J. Ryser. A combinatorial theorem with an application to latin rectangles. *Proc. Amer. Math. Soc.*, 2(4):550–552, 1951.
- [9] B. Smetianuk. A new construction on latin squares I. A proof of the Evans conjecture. *Ars Combinatorica*, 11:155–172, 1981.
- [10] I.M. Wanless. A generalisation of transversals for latin squares. *The Electronic Journal of Combinatorics*, 2, 2002.