

Integral identities for a semi-infinite interfacial crack in anisotropic elastic bimaterials

L. Morini^{(1),(2)}, A. Piccolroaz^{(2),(3)}, G. Mishuris⁽³⁾ and E. Radi⁽¹⁾

⁽¹⁾*Dipartimento di Scienze e Metodi dell'Ingegneria, Università di Modena e Reggio Emilia, Via Amendola 2, 42100, Reggio Emilia, Italy.*

⁽²⁾*Department of Civil, Environmental and Mechanical Engineering, University of Trento, Via Mesiano 77, 38123, Trento, Italy.*

⁽³⁾*Institute of Mathematical and Physical Sciences, Aberystwyth University, Ceredigion SY23 3BZ, Wales, U.K.*

Abstract

The focus of the article is on the analysis of a semi-infinite crack at the interface between two dissimilar anisotropic elastic materials, loaded by a general asymmetrical system of forces acting on the crack faces. Recently derived symmetric and skew-symmetric weight function matrices are introduced for both plane strain and antiplane shear cracks, and used together with the fundamental reciprocal identity (Betti formula) in order to formulate the elastic fracture problem in terms of singular integral equations relating the applied loading and the resulting crack opening. The proposed compact formulation can be used to solve many problems in linear elastic fracture mechanics (for example various classic crack problems in homogeneous and heterogeneous anisotropic media, as piezoceramics or composite materials). This formulation is also fundamental in many multifield theories, where the elastic problem is coupled with other concurrent physical phenomena.

Keywords: Interfacial crack, Stroh formalism, Weight functions, Betty Identity, Singular integral.

1 Introduction and formulation of the problem

The method of singular integral equations in linear elasticity was first developed for solving two-dimensional problems, (Mushkelishvili, 1953), and later extended to three-dimensional cases by means of multi-dimensional singular integral operators theory (Kupradze et al., 1979; Mikhlin & Prössdorf, 1980). Singular integral formulations for both two and three-dimensional crack problems have been derived by means of a general approach based on Green's function method (Weaver, 1977; Budiansky & Rice, 1979; Linkov et al., 1997). As a result, the displacements and the stresses are defined by integral relations involving the Green's functions, for which explicit expressions are required (Bigoni & Capuani, 2002). Although Green's functions for many two and three-dimensional crack problems in isotropic and anisotropic elastic materials have been derived (Sinclair & Hirth, 1975; Weaver, 1977; Pan, 2000, 2003; Pan & Yuan, 2000), their utilization in evaluating physical displacements and stress fields on the crack faces implies, especially in the anisotropic case, challenging numerical estimation of integrals which

convergence should be asserted carefully. Moreover, the approach based on Green's function method works when the tractions applied on the discontinuity surface are symmetric, but not in the case of asymmetric loading acting on the crack faces.

Recently, using a procedure based on Betti's reciprocal theorem and weight functions¹ an alternative method for deriving integral identities relating the applied loading and the resulting crack opening has been developed for two and three-dimensional semi-infinite interfacial cracks between dissimilar isotropic materials by Piccolroaz & Mishuris (2013). In the two-dimensional case, the obtained identities contain Cauchy type singular operators together with algebraic terms. The algebraic terms vanish in the case of homogeneous materials. This approach avoids the use of the Green's functions without assuming the load to be symmetric.

The aim of this paper is to derive analogous integral identities for the case of semi-infinite interfacial cracks in anisotropic bimetals subjected to two-dimensional deformations.

General expressions for symmetric and skew-symmetric weight functions for interfacial cracks in two-dimensional anisotropic bimetals have been recently derived by Morini et al. (2013) by means of Stroh representation of displacements and fields (Stroh, 1962) combined with a Riemann-Hilbert formulation of the traction problem at the interface (Suo, 1990b). These expressions for the weight functions are used together with the results obtained for isotropic media by Piccolroaz & Mishuris (2013) in order to obtain integral formulation for interfacial cracks problems in anisotropic bimaterial solids with general asymmetric load applied at the crack faces.

We consider a two-dimensional semi-infinite crack between two dissimilar anisotropic elastic materials with asymmetric loading applied to the crack faces, the geometry of the system is shown in Fig.1. Further in the text, we will use the superscripts ⁽¹⁾ and ⁽²⁾ to denote the quantities related to the upper and the lower elastic half planes, respectively. The crack is situated along the negative semi-axis $x_1 < 0$. Both in-plane and antiplane stress and deformation, which in fully anisotropic materials are coupled (Ting, 1995), are taken into account. The symmetrical and skew-symmetrical parts of the loading are defined as follows:

$$\langle \mathbf{p} \rangle = \frac{1}{2} (\mathbf{p}^+ + \mathbf{p}^-), \quad [[\mathbf{p}]] = \mathbf{p}^+ - \mathbf{p}^-, \quad (1)$$

where \mathbf{p}^+ and \mathbf{p}^- denote the loading applied on the upper and lower crack faces, $x_2 = 0^+$ and $x_2 = 0^-$, respectively (see Fig. 1).

In Section 2 preliminary results needed for the derivation of the integral identities and for the complete explanation of the proposed method are reported. In Section 2.1, the fundamental reciprocal identity and the weight functions, defined as special singular solution of the homogeneous traction-free problem are introduced. In Section 2.2, symmetric and skew-symmetric

¹Defined by Bueckner (1985) as singular non-trivial solutions of the homogeneous traction-free problem and later derived for general three-dimensional problems by Willis & Movchan (1995), and for interfacial cracks by Gao (1992) and Piccolroaz et al. (2009).

weight functions matrices for interfacial cracks in anisotropic bimetals recently derived by Morini et al. (2013) are reported.

Section 3 contains the main results of the paper: integral identities (34), (35), (64) and (65) for two-dimensional crack problems between two dissimilar anisotropic materials are derived and discussed in details. The integral identities are derived for monoclinic-type materials, which are the most general class of anisotropic media where both in-plane and antiplane strain and in-plane and antiplane stress are uncoupled (Ting, 1995, 2000), and the Mode III can be treated separately by Mode I and II. By means of Betti's formula and weight functions, both antiplane and plane strain fracture problems are formulated in terms of singular integral equations relating the applied loading and the resulting crack opening.

In Section 4, the obtained integral identities are used for studying cracks in monoclinic bimetals loaded by systems of line forces acting on the crack faces. The proposed examples show that using the identities explicit expressions for crack opening and tractions ahead of the crack tip can be derived for both antiplane and in-plane problems. These simple illustrative cases demonstrate also that the proposed integral formulation is particularly easy to apply and can be very useful especially in the analysis of phenomena where the elastic behaviour of the material is coupled with other physical effects, as for example hydraulic fracturing, where both anisotropy of the geological materials and fluid motion must be taken into account.

Finally, in Appendix A, the Stroh formalism (Stroh, 1962), adopted by Suo (1990b) and Gao et al. (1992) in analysis of interfacial cracks in anisotropic bimetals and recently used by Morini et al. (2013) for deriving symmetric and skew-symmetric weight functions, is briefly explained. In particular, explicit expressions for Stroh matrices and surface admittance tensor needed in weight functions expressions associated to monoclinic materials are reported.

2 Preliminary results

In this section relevant results obtained by several studies regarding interfacial cracks are reported. These results will be used further in the paper in order to develop an integral formulation for the problem of a semi-infinite interfacial crack in anisotropic bimetals.

In Section 2.1, we introduce the Betti integral formula for a crack in an elastic body subjected to two-dimensional deformations with general asymmetric loading applied at the faces.

In Section 2.2, general matrix equations expressing weight functions in terms of the associate singular traction vectors, recently derived by Morini et al. (2013), and valid for interfacial cracks in a wide range of two-dimensional anisotropic bimetals are reported.

2.1 The Betti formula

The Betti formula is generally used in linear elasticity in order to relate the physical solution to the weight function which is defined as special singular solution to the homogeneous traction-free

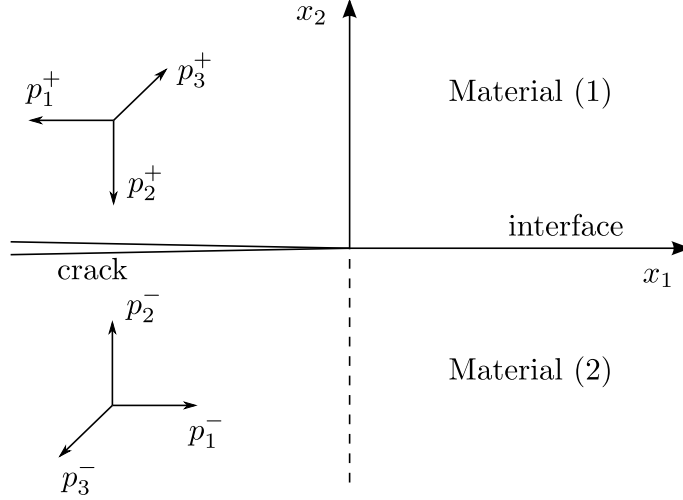


Figure 1: Two-dimensional semi-infinite interfacial crack loaded by non necessarily symmetric forces applied on the crack faces.

problem (Bueckner, 1985; Willis & Movchan, 1995). Since the Betti integral theorem is independent of the specific elastic constitutive relations of the material, it applies to both isotropic and anisotropic media in the same form.

The notations $\mathbf{u} = (u_1, u_2, u_3)^T$ and $\boldsymbol{\sigma} = (\sigma_{21}, \sigma_{22}, \sigma_{23})^T$ are introduced to indicate respectively the physical displacements and the traction vector acting on the plane $x_2 = 0$. According to the fact that two-dimensional elastic deformations are here considered, both displacements and stress do not depend on the variable x_3 . Nevertheless, since both in-plane and anti-plane strain and stress are considered, non-zero components u_3 and σ_{23} are accounted for (Ting, 1995). The notations $\mathbf{U} = (U_1, U_2, U_3)^T$ and $\boldsymbol{\Sigma} = (\Sigma_{21}, \Sigma_{22}, \Sigma_{23})^T$ are introduced to indicate the weight function, defined by Bueckner (1985) as a non-trivial singular solution of the homogeneous traction-free problem, and the associated traction vector, respectively. As it was shown by Willis & Movchan (1995), the weight function \mathbf{U} is defined in a different domain respect to physical displacement, where the crack is placed along the positive semi-axis $x_2 > 0$. Following the procedure reported and discussed in Willis & Movchan (1995); Piccolroaz et al. (2009) and Piccolroaz & Mishuris (2013), from the application of the Betti integral formula to the physical fields and to weight functions for both the upper and the lower half-planes in Fig. 1, we obtain:

$$\begin{aligned}
& \int_{-\infty}^{\infty} \left\{ \tilde{\mathbf{R}}\mathbf{U}(x'_1 - x_1, 0^+) \cdot \mathbf{p}^+(x_1) - \tilde{\mathbf{R}}\mathbf{U}(x'_1 - x_1, 0^-) \cdot \mathbf{p}^-(x_1) + \right. \\
& \quad \left. + \tilde{\mathbf{R}}\mathbf{U}(x'_1 - x_1, 0^+) \cdot \boldsymbol{\sigma}^{(+)}(x_1, 0^+) - \tilde{\mathbf{R}}\mathbf{U}(x'_1 - x_1, 0^-) \cdot \boldsymbol{\sigma}^{(+)}(x_1, 0^-) - \right. \\
& \quad \left. - \left[\tilde{\mathbf{R}}\boldsymbol{\Sigma}(x'_1 - x_1, 0^+) \cdot \mathbf{u}(x_1, 0^+) + \tilde{\mathbf{R}}\boldsymbol{\Sigma}(x'_1 - x_1, 0^-) \cdot \mathbf{u}(x_1, 0^-) \right] \right\} dx_1 = 0, \quad (2)
\end{aligned}$$

where $\tilde{\mathbf{R}}$ is the rotation matrix:

$$\tilde{\mathbf{R}} = \begin{pmatrix} -1 & 0 & 0 \\ 0 & 1 & 0 \\ 0 & 0 & -1 \end{pmatrix},$$

$\mathbf{p}^+(x_1)$ and $\mathbf{p}^-(x_1)$ are the loading acting on the upper and on the lower crack faces, respectively, and $\boldsymbol{\sigma}^{(+)}(x_1, 0)$ is the physical traction at the interface ahead of the crack tip. The superscript $(+)$ denotes a function whose support is restricted to the positive semi-axis, $x_1 > 0$. In eq. (2), x'_1 denotes a shift of the weight function within the plane (x_1, x_3) and the dot symbol stands for the scalar product.

Assuming perfect contact conditions at the interface, which implies displacement and traction continuity at the interface ahead of the crack tip, $\boldsymbol{\sigma}^{(+)}(x_1, 0)$ can be defined as follows:

$$\boldsymbol{\sigma}^{(+)}(x_1, 0^+) = \boldsymbol{\sigma}^{(+)}(x_1, 0^-) = \boldsymbol{\tau}^{(+)}(x_1), \quad x_1 > 0. \quad (3)$$

Similarly, also the traction corresponding to the singular solution \mathbf{U} satisfies the continuity at the interface:

$$\boldsymbol{\Sigma}(x_1, 0^+) = \boldsymbol{\Sigma}(x_1, 0^-) = \boldsymbol{\Sigma}(x_1), \quad x_1 < 0. \quad (4)$$

Using these definitions, (2) becomes:

$$\begin{aligned} & \int_{-\infty}^{\infty} \left\{ \tilde{\mathbf{R}}[[\mathbf{U}]](x'_1 - x_1) \cdot \boldsymbol{\tau}^{(+)}(x_1) - \tilde{\mathbf{R}}\boldsymbol{\Sigma}(x'_1 - x_1) \cdot [[\mathbf{u}]]^{(-)}(x_1) \right\} dx_1 = \\ & = - \int_{-\infty}^{\infty} \left\{ \tilde{\mathbf{R}}\mathbf{U}(x'_1 - x_1, 0^+) \cdot \mathbf{p}^+(x_1) - \tilde{\mathbf{R}}\mathbf{U}(x'_1 - x_1, 0^-) \cdot \mathbf{p}^-(x_1) \right\} dx_1, \end{aligned} \quad (5)$$

where $[[\mathbf{u}]]^{(-)}$ is the crack opening behind the tip, $(-)$ denotes that its support is restricted to the negative semi-axis, $x_1 < 0$, and $[[\mathbf{U}]]$ is known as the symmetric weight function (Willis & Movchan, 1995; Piccolroaz et al., 2009; Morini et al., 2013):

$$[[\mathbf{U}]](x_1) = \mathbf{U}(x_1, 0^+) - \mathbf{U}(x_1, 0^-). \quad (6)$$

By expressing the loading acting on the crack faces in terms of the symmetric and skew-symmetric parts defined by (1), the Betti identity (5) finally becomes:

$$\begin{aligned} & \int_{-\infty}^{\infty} \left\{ \tilde{\mathbf{R}}[[\mathbf{U}]](x'_1 - x_1) \cdot \boldsymbol{\tau}^{(+)}(x_1) - \tilde{\mathbf{R}}\boldsymbol{\Sigma}(x'_1 - x_1) \cdot [[\mathbf{u}]]^{(-)}(x_1) \right\} dx_1 = \\ & = - \int_{-\infty}^{\infty} \left\{ \tilde{\mathbf{R}}[[\mathbf{U}]](x'_1 - x_1) \cdot \langle \mathbf{p} \rangle (x_1) + \tilde{\mathbf{R}} \langle \mathbf{U} \rangle (x'_1 - x_1) \cdot [[\mathbf{p}]](x_1) \right\} dx_1, \end{aligned} \quad (7)$$

where $\langle \mathbf{U} \rangle$ is known as the skew-symmetric weight function (Willis & Movchan, 1995; Piccolroaz et al., 2009; Morini et al., 2013):

$$\langle \mathbf{U} \rangle (x_1) = \frac{1}{2} [\mathbf{U}(x_1, 0^+) + \mathbf{U}(x_1, 0^-)]. \quad (8)$$

The integral identity (7) can be written in an equivalent form using the convolution respect to x_1 , denoted by the symbol $*$ (Arfken & Weber, 2005):

$$(\tilde{\mathbf{R}}[[\mathbf{U}]])^T * \boldsymbol{\tau}^{(+)} - (\tilde{\mathbf{R}}\boldsymbol{\Sigma})^T * [[\mathbf{u}]]^{(-)} = -(\tilde{\mathbf{R}}[[\mathbf{U}]])^T * \langle \mathbf{p} \rangle - (\tilde{\mathbf{R}}\langle \mathbf{U} \rangle)^T * [[\mathbf{p}]]. \quad (9)$$

This integral identity relates physical traction and crack opening to weight functions and load applied at the crack faces, and will be used further in the text in order to formulate the interfacial crack problem between dissimilar anisotropic materials in terms of singular integral equations.

Note that, in order to simplify notations, in eq. (9) the scalar product $\mathbf{a} \cdot \mathbf{b}$ between vectors \mathbf{a} and \mathbf{b} is replaced by the ‘‘row by column’’ product $\mathbf{a}^T \mathbf{b}$ between the row vector \mathbf{a}^T and the column vector \mathbf{b} .

2.2 Symmetric and skew-symmetric weight functions for anisotropic bimaterials

Let us introduce the Fourier transform of a generic function f with respect to the variable x_1 as follows:

$$\hat{f}(\xi) = \mathcal{F}_\xi[f(x_1)] = \int_{-\infty}^{\infty} f(x_1) e^{i\xi x_1} dx_1, \quad f(x_1) = \mathcal{F}_{x_1}^{-1}[\hat{f}(\xi)] = \frac{1}{2\pi} \int_{-\infty}^{\infty} \hat{f}(\xi) e^{-i\xi x_1} d\xi. \quad (10)$$

In Morini et al. (2013), the following expressions for the Fourier transform of the singular displacements \mathbf{U} at the interface between two dissimilar anisotropic media have been derived:

$$\hat{\mathbf{U}}(\xi, 0^+) = \left\{ \frac{1}{2\xi} (\mathbf{Y}^{(1)} - \bar{\mathbf{Y}}^{(1)}) - \frac{1}{2|\xi|} (\mathbf{Y}^{(1)} + \bar{\mathbf{Y}}^{(1)}) \right\} \hat{\boldsymbol{\Sigma}}^-(\xi), \quad \xi \in \mathbb{R}, \quad (11)$$

$$\hat{\mathbf{U}}(\xi, 0^-) = \left\{ \frac{1}{2\xi} (\mathbf{Y}^{(2)} - \bar{\mathbf{Y}}^{(2)}) + \frac{1}{2|\xi|} (\mathbf{Y}^{(2)} + \bar{\mathbf{Y}}^{(2)}) \right\} \hat{\boldsymbol{\Sigma}}^-(\xi), \quad \xi \in \mathbb{R}, \quad (12)$$

where $\hat{\boldsymbol{\Sigma}}^-$ is the Fourier transform of the singular traction at the interface, which in the case of perfect contact condition is defined as in expression (4), and \mathbf{Y} is the Hermitian definite positive surface admittance tensor (Gao et al., 1992), depending on the elastic properties of the materials and defined in details in Appendix A.

The superscripts $+$ and $-$, used here and in the sequel, denote functions analytic in the upper and in the lower complex half-planes, respectively

$$\hat{f}^+(\xi) = \mathcal{F}_\xi[f^{(+)}(x_1)], \quad \hat{f}^-(\xi) = \mathcal{F}_\xi[f^{(-)}(x_1)].$$

Eqs. (11) and (12) represent general expressions relating the tractions $\hat{\boldsymbol{\Sigma}}^-(\xi)$ applied on the bounding surfaces and the corresponding displacements $\hat{\mathbf{U}}(\xi, 0^+)$, $\hat{\mathbf{U}}(\xi, 0^-)$ for the upper and lower half-planes, respectively.

The symmetric and skew-symmetric weight function matrices are derived by taking respectively the jump and the average of $\hat{\mathbf{U}}$ (Willis & Movchan, 1995; Piccolroaz et al., 2009):

$$[[\hat{\mathbf{U}}]]^+(\xi) = \frac{1}{|\xi|} \left\{ i \operatorname{sign}(\xi) \operatorname{Im}(\mathbf{Y}^{(1)} - \mathbf{Y}^{(2)}) - \operatorname{Re}(\mathbf{Y}^{(1)} + \mathbf{Y}^{(2)}) \right\} \hat{\boldsymbol{\Sigma}}^-(\xi), \quad (13)$$

$$\langle \hat{\mathbf{U}} \rangle(\xi) = \frac{1}{2|\xi|} \left\{ i \operatorname{sign}(\xi) \operatorname{Im}(\mathbf{Y}^{(1)} + \mathbf{Y}^{(2)}) - \operatorname{Re}(\mathbf{Y}^{(1)} - \mathbf{Y}^{(2)}) \right\} \hat{\boldsymbol{\Sigma}}^-(\xi), \quad \xi \in \mathbb{R}. \quad (14)$$

Eqs. (13) and (14) can also be expressed in the compact form:

$$[[\hat{\mathbf{U}}]]^+(\xi) = -\frac{1}{|\xi|} \left\{ \operatorname{Re} \mathbf{H} - i \operatorname{sign}(\xi) \operatorname{Im} \mathbf{H} \right\} \hat{\boldsymbol{\Sigma}}^-(\xi), \quad (15)$$

$$\langle \hat{\mathbf{U}} \rangle(\xi) = -\frac{1}{2|\xi|} \left\{ \operatorname{Re} \mathbf{W} - i \operatorname{sign}(\xi) \operatorname{Im} \mathbf{W} \right\} \hat{\boldsymbol{\Sigma}}^-(\xi), \quad \xi \in \mathbb{R}, \quad (16)$$

where \mathbf{H} and \mathbf{W} are the bimaterial matrices defined as follows (Suo, 1990b; Ting, 2000):

$$\mathbf{H} = \mathbf{Y}^{(1)} + \overline{\mathbf{Y}^{(2)}}, \quad (17)$$

$$\mathbf{W} = \mathbf{Y}^{(1)} - \overline{\mathbf{Y}^{(2)}}. \quad (18)$$

Expressions (15) and (16) are valid for interfacial cracks in general anisotropic two-dimensional media. Since in anisotropic materials in-plane and antiplane displacements and stresses are generally coupled (Ting, 1996, 2000), for the case of fully anisotropic media three linearly independent vectors $\boldsymbol{\Sigma}$ and then \mathbf{U} must be defined for obtaining a complete basis of the singular solutions space. Nevertheless, there are several classes of anisotropic materials where in-plane and antiplane displacements and stress are uncoupled (Ting, 1995, 2000) and then Mode III deformation can be treated separately from Mode I and II as for the case of isotropic media (Piccolroaz et al., 2009, 2010; Piccolroaz & Mishuris, 2013). In the next Section integral identities are derived for interfacial crack between two media belonging to the most general of these classes, known as monoclinic materials.

3 Integral identities

In this Section, following the approach of Piccolroaz & Mishuris (2013), an integral formulation of the problem of a semi-infinite two-dimensional interfacial crack in anisotropic bimaterials is obtained. A particular class of anisotropic materials, where elastic properties are symmetrical with respect to a plane, is considered. These materials are known as monoclinic, and in the case in which the plane of symmetry coincides with $x_3 = 0$ both in-plane and antiplane displacements and in-plane and antiplane stress are uncoupled (Ting, 1995). Monoclinic having plane of symmetry at $x_3 = 0$ are the most general class of anisotropic materials where stress and strain

are decoupled, and they include as subgroups all other classes having this property, such as orthotropic and cubic materials (Horgan & Miller, 1994; Ting, 2000). Explicit expressions for Stroh matrices and surface admittance tensor corresponding to these type of media are reported in Appendix A. These expressions have been used for evaluating bimaterial matrices (17) and (18).

In Sections 3.1 and 3.2, antiplane shear and plane strain interfacial cracks problems in monoclinic bimaterials are formulated in terms of singular integral equations by means of weight function expressions (15) and (16) and Betti integral identity (9).

3.1 Mode III

Considering antiplane deformations in monoclinic materials, as it is shown in Appendix A, constitutive relations reduce to scalar equations relating stresses σ_{23} and σ_{13} to u_3 , and then the traction $\sigma_{23} = \tau_3^+$ and the displacements derivative for both upper and lower half-plane material become (Suo, 1990b):

$$\tau_3(x_1, x_2) = L_{33}h_3(z_3) + \overline{L_{33}h_3(z_3)}, \quad (19)$$

$$u_{3,1}(x_1, x_2) = F_{33}h_3(z_3) + \overline{F_{33}h_3(z_3)}, \quad (20)$$

where $z_3 = x_1 + \mu_3 x_2$. The bimaterial matrices (17) and (18) reduce to:

$$H_{33} = \left[\sqrt{s'_{44}s'_{55} - s'^2_{45}} \right]^{(1)} + \left[\sqrt{s'_{44}s'_{55} - s'^2_{45}} \right]^{(2)}, \quad (21)$$

$$W_{33} = \left[\sqrt{s'_{44}s'_{55} - s'^2_{45}} \right]^{(1)} - \left[\sqrt{s'_{44}s'_{55} - s'^2_{45}} \right]^{(2)}, \quad (22)$$

where s'_{ij} are elements of the reduced elastic compliance matrix (see Appendix A). According to general expressions (15) and (16), the Fourier transform of symmetric and skew-symmetric weight functions for an antiplane shear crack between two dissimilar monoclinic materials are:

$$[[\hat{U}_3]]^+(\xi) = -\frac{H_{33}}{|\xi|} \hat{\Sigma}_{23}^-(\xi), \quad \langle \hat{U}_3 \rangle(\xi) = -\frac{W_{33}}{2|\xi|} \hat{\Sigma}_{23}^-(\xi) = \frac{\nu}{2} [[\hat{U}_3]]^+(\xi), \quad (23)$$

where the following non-dimensional parameter has been introduced:

$$\nu = \frac{\left[\sqrt{s'_{44}s'_{55} - s'^2_{45}} \right]^{(1)} - \left[\sqrt{s'_{44}s'_{55} - s'^2_{45}} \right]^{(2)}}{\left[\sqrt{s'_{44}s'_{55} - s'^2_{45}} \right]^{(1)} + \left[\sqrt{s'_{44}s'_{55} - s'^2_{45}} \right]^{(2)}}. \quad (24)$$

In the case of antiplane deformations, the Betti formula reduces to the scalar equation:

$$[[U_3]] * \tau_3^{(+)} - \Sigma_{23} * [[u_3]]^{(-)} = -[[U_3]] * \langle p_3 \rangle - \langle U_3 \rangle * [[p_3]]. \quad (25)$$

Applying the Fourier transform with respect to x_1 , defined by relation (10), to this identity, we obtain:

$$[[\hat{U}_3]]^+ \hat{\tau}_3^+ - \hat{\Sigma}_{23}^- [[\hat{u}_3]]^- = -[[\hat{U}_3]]^+ \langle \hat{p}_3 \rangle - \langle \hat{U}_3 \rangle [[\hat{p}_3]]. \quad (26)$$

Multiplying both sides of (26) by $[[\hat{U}_3]]^{-1}$, we obtain:

$$\hat{\tau}_3^+ - B [[\hat{u}_3]]^- = -\langle \hat{p}_3 \rangle - A [[\hat{p}_3]]. \quad (27)$$

The factors in front of the unknown functions are given by:

$$A = [[\hat{U}_3]]^{-1} \langle \hat{U}_3 \rangle = \frac{\nu}{2}, \quad B = [[\hat{U}_3]]^{-1} \hat{\Sigma}_3 = -\frac{|\xi|}{H_{33}}. \quad (28)$$

If we apply the inverse Fourier transform to (27), we derive two distinct relationships corresponding to the two cases $x_1 < 0$ and $x_1 > 0$:

$$\langle p_3 \rangle (x_1) + \mathcal{F}_{x_1 < 0}^{-1} [A [[\hat{p}_3]]] = \mathcal{F}_{x_1 < 0}^{-1} [B [[\hat{u}_3]]^-], \quad x_1 < 0, \quad (29)$$

$$\tau_3^+ (x_1) = \mathcal{F}_{x_1 > 0}^{-1} [B [[\hat{u}_3]]^-], \quad x_1 > 0. \quad (30)$$

It is important to note that the term $\hat{\tau}_3^+$ cancels from (29) because it is a “+” function, while $[[\hat{p}_3]]$ and $\langle \hat{p}_3 \rangle$ cancel from (30) because they are “-” functions.

To proceed further, we need to evaluate the inverse Fourier transform of the function $|\xi| [[\hat{u}_3]]^-$. Following the procedure illustrated by Piccolroaz & Mishuris (2013), we get:

$$\mathcal{F}_{x_1}^{-1} [|\xi| [[\hat{u}_3]]^-] = \frac{1}{\pi x_1} * \frac{\partial [[u_3]]^-}{\partial x_1} = \frac{1}{\pi} \int_{-\infty}^{\infty} \frac{1}{x_1 - \eta} \frac{\partial [[u_3]]^-}{\partial \eta} d\eta. \quad (31)$$

Then we can define the singular operator \mathcal{S} and the orthogonal projectors \mathcal{P}_{\pm} ($\mathcal{P}_+ + \mathcal{P}_- = \mathcal{I}$) acting on the real axis:

$$\psi = \mathcal{S}\varphi = \frac{1}{\pi x_1} * \varphi(x_1) = \frac{1}{\pi} \int_{-\infty}^{\infty} \frac{\varphi(\eta)}{x_1 - \eta} d\eta, \quad (32)$$

$$\mathcal{P}_{\pm}\varphi = \begin{cases} \varphi(x_1), & \pm x_1 \geq 0, \\ 0, & \text{otherwise.} \end{cases} \quad (33)$$

The operator \mathcal{S} is a singular operator of Cauchy type, and it transforms any function φ satisfying the Hölder condition into a new function $\mathcal{S}\varphi$ which also satisfies this condition (Mushkelishvili, 1946). The properties of the operator \mathcal{S} in several functional spaces have been described in details in Prössdorf (1974).

The integral identities (29) and (30) for a Mode III interfacial crack between two dissimilar monoclinic materials become:

$$\langle p_3 \rangle (x_1) + \frac{\nu}{2} [[p_3]](x_1) = -\frac{1}{H_{33}} \mathcal{S}^{(s)} \frac{\partial [[u_3]]^{(-)}}{\partial x_1}, \quad x_1 < 0, \quad (34)$$

$$\tau_3^{(+)}(x_1) = -\frac{1}{H_{33}} \mathcal{S}^{(c)} \frac{\partial [[u_3]]^{(-)}}{\partial x_1}, \quad x_1 > 0, \quad (35)$$

where $\mathcal{S}^{(s)} = \mathcal{P}_- \mathcal{S} \mathcal{P}_-$ is a singular integral operator, and $\mathcal{S}^{(c)} = \mathcal{P}_+ \mathcal{S} \mathcal{P}_-$ is a compact integral operator (Gakhov & Cherski, 1978; Krein, 1958; Gohberg & Krein, 1958). These two operators look similar, but they are essentially different, in fact: $\mathcal{S}^{(s)} : F(\mathbb{R}_-) \rightarrow F(\mathbb{R}_-)$, while $\mathcal{S}^{(c)} : F(\mathbb{R}_-) \rightarrow F(\mathbb{R}_+)$, where $F(\mathbb{R}_\pm)$ is some functional space of functions defined on \mathbb{R}_\pm .

For explaining better this point, the integral identities (34) and (35) can be written in the extended form:

$$\langle p_3 \rangle(x_1) + \frac{\nu}{2} [[p_3]](x_1) = -\frac{1}{\pi H_{33}} \int_{-\infty}^0 \frac{1}{x_1 - \eta} \frac{\partial [[u_3]]^{(-)}}{\partial \eta} d\eta, \quad x_1 < 0, \quad (36)$$

$$\tau_3^{(+)}(x_1) = -\frac{1}{\pi H_{33}} \int_{-\infty}^0 \frac{1}{x_1 - \eta} \frac{\partial [[u_3]]^{(-)}}{\partial \eta} d\eta, \quad x_1 > 0. \quad (37)$$

The integral in (36) is a Cauchy-type singular integral with a moving singularity, whereas the integral in (37) possesses a fixed point singularity (Duduchava, 1976, 1979).

In the case of a homogeneous monoclinic material, the integral identities (34) and (35) simplify, since $\nu = 0$, $H_{33} = 2\sqrt{s'_{44}s'_{55} - s'^2_{45}}$ and thus there is no influence of the skew-symmetric loading.

Summarizing, the integral identities for Mode III interfacial cracks in monoclinic bimetals are given by equations (34) and (35). The equation (34) is an invertible singular integral relation between the applied loading $\langle p_3 \rangle$, $[[p_3]]$ and the corresponding crack opening $[[u_3]]^{(-)}$. The equation (35) is an additional relation through which it is possible to define the behaviour of the solution $[[u_3]]^{(-)}$. Since the operator $\mathcal{S}^{(c)}$ is compact, it is not invertible, and thus for deriving the traction ahead of the crack tip $\tau_3^{(+)}$ one needs to evaluate $[[u_3]]^{(-)}$ by inversion of the equation (34) (see Mushkelishvili (1946) for details).

3.2 Mode I and II

For plane strain deformations in monoclinic materials, the surface admittance tensor \mathbf{Y} is given by a 2×2 matrix of the form (Ting, 1995):

$$\mathbf{Y} = s'_{11} \mathbf{P} + i(s'_{11}c - s'_{12}) \mathbf{E}, \quad (38)$$

where:

$$\mathbf{P} = \begin{pmatrix} b & d \\ d & e \end{pmatrix}, \quad \mathbf{E} = \begin{pmatrix} 0 & -1 \\ 1 & 0 \end{pmatrix}, \quad (39)$$

$$\mu_1 + \mu_2 = a + ib, \quad \mu_1 \mu_2 = c + id, \quad (40)$$

$$e = ad - bc = \text{Im}[\mu_1 \mu_2 (\bar{\mu}_1 + \bar{\mu}_2)], \quad (41)$$

in which μ_1 and μ_2 are solutions of the eigenvalue problem associated to balance equations by means of Stroh representation of displacements and stresses (Stroh, 1962; Ting, 1996) (see Appendix A for more details). Since μ_1 and μ_2 are eigenvalues with positive imaginary part, b is strictly positive, $b = \text{Im}(\mu_1 + \mu_2) > 0$, while the positive definiteness of the matrix \mathbf{Y} , and consequently of \mathbf{P} , implies that (Ting, 1995):

$$e > 0 \quad \text{and} \quad be - d^2 < 0. \quad (42)$$

Thus, bimaterial matrices \mathbf{H} and \mathbf{W} for an interfacial crack between dissimilar monoclinic materials under plane strain deformations can be decomposed into real and imaginary parts as follows:

$$\mathbf{H} = \mathbf{Y}^{(1)} + \overline{\mathbf{Y}}^{(2)} = \mathbf{H}' + i\beta\sqrt{H_{11}H_{22}}\mathbf{E}, \quad (43)$$

$$\mathbf{W} = \mathbf{Y}^{(1)} - \overline{\mathbf{Y}}^{(2)} = \mathbf{W}' - i\gamma\sqrt{H_{11}H_{22}}\mathbf{E}, \quad (44)$$

where matrices \mathbf{H}' and \mathbf{W}' are defined as:

$$\mathbf{H}' = \begin{pmatrix} H_{11} & \alpha\sqrt{H_{11}H_{22}} \\ \alpha\sqrt{H_{11}H_{22}} & H_{22} \end{pmatrix}, \quad \mathbf{W}' = \begin{pmatrix} \delta_1 H_{11} & \lambda\sqrt{H_{11}H_{22}} \\ \lambda\sqrt{H_{11}H_{22}} & \delta_2 H_{22} \end{pmatrix}. \quad (45)$$

Note that H_{11} and H_{22} are real positive parameters defined similarly to those introduced by Suo (1990b) for orthotropic bimaterials:

$$H_{11} = [bs'_{11}]^{(1)} + [bs'_{11}]^{(2)}, \quad H_{22} = [es'_{11}]^{(1)} + [es'_{11}]^{(2)}. \quad (46)$$

Regarding matrix \mathbf{H} , two non-dimensional Dundurs-like parameters are defined (Ting, 1995; Suo, 1990b; Morini et al., 2013):

$$\alpha = \frac{[ds'_{11}]^{(1)} + [ds'_{11}]^{(2)}}{\sqrt{H_{11}H_{22}}}, \quad \beta = \frac{[s'_{11}c - s'_{12}]^{(1)} - [s'_{11}c - s'_{12}]^{(2)}}{\sqrt{H_{11}H_{22}}}, \quad (47)$$

while the matrix \mathbf{W} depends by four non-dimensional Dundurs-like parameters (Ting, 1995; Suo, 1990b; Morini et al., 2013):

$$\delta_1 = \frac{[bs'_{11}]^{(1)} - [bs'_{11}]^{(2)}}{H_{11}}, \quad \delta_2 = \frac{[es'_{11}]^{(1)} - [es'_{11}]^{(2)}}{H_{22}}, \quad (48)$$

$$\lambda = \frac{[ds'_{11}]^{(1)} - [ds'_{11}]^{(2)}}{\sqrt{H_{11}H_{22}}}, \quad \gamma = -\frac{[s'_{11}c - s'_{12}]^{(1)} + [s'_{11}c - s'_{12}]^{(2)}}{\sqrt{H_{11}H_{22}}}. \quad (49)$$

The Fourier transforms of the symmetric and skew-symmetric weight functions (15) and (16) for a plane monoclinic bimaterial assume the form:

$$[[\hat{\mathbf{U}}]^+(\xi) = -\frac{1}{|\xi|} \left(\mathbf{H}' - i\text{sign}(\xi)\beta\sqrt{H_{11}H_{22}}\mathbf{E} \right) \hat{\Sigma}^-(\xi), \quad (50)$$

$$\langle \hat{\mathbf{U}} \rangle(\xi) = -\frac{1}{2|\xi|} \left(\mathbf{W}' + i \text{sign}(\xi) \gamma \sqrt{H_{11}H_{22}} \mathbf{E} \right) \hat{\Sigma}^-(\xi). \quad (51)$$

Since in plane strain elastic bimetals Mode I and Mode II are coupled, two linearly independent singular solutions and tractions $\mathbf{U}^i = (U_1^i, U_2^i)^T$, $\Sigma^i = (\Sigma_{21}^i, \Sigma_{22}^i)^T$, $i = 1, 2$, are needed in order to define a complete basis of the singular solutions space (Piccolroaz et al., 2009). As a consequence, in this case symmetric and skew-symmetric weight functions $[\mathbf{U}]$ and $\langle \mathbf{U} \rangle$, and the associate traction Σ are represented by 2×2 tensors which may be constructed by ordering the components of each singular solution in columns:

$$\mathbf{U} = \begin{pmatrix} U_1^1 & U_1^2 \\ U_2^1 & U_2^2 \end{pmatrix}, \quad \Sigma = \begin{pmatrix} \Sigma_{21}^1 & \Sigma_{21}^2 \\ \Sigma_{22}^1 & \Sigma_{22}^2 \end{pmatrix}. \quad (52)$$

Correspondingly, the rotation matrix $\tilde{\mathbf{R}}$ reduces to:

$$\tilde{\mathbf{R}} = \begin{pmatrix} -1 & 0 \\ 0 & 1 \end{pmatrix}. \quad (53)$$

Applying the Fourier transform to the (9), we obtain:

$$[[\hat{\mathbf{U}}]]^T \tilde{\mathbf{R}} \hat{\tau}^+ - \hat{\Sigma}^T \tilde{\mathbf{R}} [[\hat{\mathbf{u}}]]^- = -[[\hat{\mathbf{U}}]]^T \tilde{\mathbf{R}} \langle \hat{\mathbf{p}} \rangle - \langle \hat{\mathbf{U}} \rangle^T \tilde{\mathbf{R}} [[\hat{\mathbf{p}}]], \quad \xi \in \mathbb{R}. \quad (54)$$

Multiplying both sides by $\tilde{\mathbf{R}}^{-1} [[\hat{\mathbf{U}}]]^{-T}$, the following identity is derived:

$$\hat{\tau}^+ - \mathbf{B} [[\hat{\mathbf{u}}]]^- = -\langle \hat{\mathbf{p}} \rangle - \mathbf{A} [[\hat{\mathbf{p}}]], \quad (55)$$

where \mathbf{A} and \mathbf{B} are given by:

$$\mathbf{A} = \tilde{\mathbf{R}}^{-1} [[\hat{\mathbf{U}}]]^{-T} \langle \hat{\mathbf{U}}^T \rangle \tilde{\mathbf{R}}, \quad \mathbf{B} = \tilde{\mathbf{R}}^{-1} [[\hat{\mathbf{U}}]]^{-T} \hat{\Sigma}^T \tilde{\mathbf{R}}. \quad (56)$$

Explicit expressions for these matrices can be computed using symmetric and skew-symmetric weight functions (50) and (51):

$$\mathbf{A} = \frac{1}{2\sqrt{H_{11}H_{22}}(\alpha^2 + \beta^2 - 1)} (\mathbf{A}' + i \text{sign}(\xi) \mathbf{A}''), \quad (57)$$

$$\mathbf{B} = \frac{|\xi|}{\sqrt{H_{11}H_{22}}(\alpha^2 + \beta^2 - 1)} (\mathbf{B}' + i \beta \text{sign}(\xi) \mathbf{E}), \quad (58)$$

where \mathbf{A}' , \mathbf{A}'' and \mathbf{B}' are:

$$\mathbf{A}' = \begin{pmatrix} \sqrt{H_{11}H_{22}}(\alpha\lambda - \beta\gamma - \delta_1) & H_{22}(\lambda - \alpha\delta_2) \\ H_{11}(\lambda - \alpha\delta_1) & \sqrt{H_{11}H_{22}}(\alpha\lambda - \beta\gamma - \delta_2) \end{pmatrix}, \quad (59)$$

$$\mathbf{A}'' = \begin{pmatrix} -\sqrt{H_{11}H_{22}}(\alpha\gamma + \beta\lambda) & H_{22}(\gamma + \beta\delta_2) \\ -H_{11}(\gamma + \beta\delta_1) & \sqrt{H_{11}H_{22}}(\alpha\gamma + \beta\lambda) \end{pmatrix}, \quad (60)$$

$$\mathbf{B}' = \begin{pmatrix} \sqrt{\frac{H_{22}}{H_{11}}} & \alpha \\ \alpha & \sqrt{\frac{H_{11}}{H_{22}}} \end{pmatrix}. \quad (61)$$

Applying the inverse Fourier transform to the identity (55), for the two cases $x_1 < 0$ and $x_1 > 0$, we get:

$$\langle \mathbf{p} \rangle(x_1) + \mathcal{F}_{x_1 < 0}^{-1}[\mathbf{A}[\hat{\mathbf{p}}]] = \mathcal{F}_{x_1 < 0}^{-1}[\mathbf{B}[\hat{\mathbf{u}}^-]], \quad x_1 < 0, \quad (62)$$

$$\tau^{(+)}(x_1) + \mathcal{F}_{x_1 > 0}^{-1}[\mathbf{A}[\hat{\mathbf{p}}]] = \mathcal{F}_{x_1 > 0}^{-1}[\mathbf{B}[\hat{\mathbf{u}}^-]], \quad x_1 > 0. \quad (63)$$

As for the case of antiplane deformations, illustrated in the previous Section, the term $\hat{\tau}^+$ in eq. (55) cancels from the (62) because it is a “+” function, while $\langle \hat{\mathbf{p}} \rangle$ cancels from the (63) because it is a “-” function.

Using the same inversion procedure of the previous Section the following integral identities for plane strain deformations in monoclinic bimetals are derived:

$$\langle \mathbf{p} \rangle(x_1) + \mathcal{A}^{(s)}[[\mathbf{p}]] = \mathcal{B}^{(s)} \frac{\partial [[\mathbf{u}]]^{(-)}}{\partial x_1}, \quad x_1 < 0, \quad (64)$$

$$\tau^+(x_1) + \mathcal{A}^{(c)}[[\mathbf{p}]] = \mathcal{B}^{(c)} \frac{\partial [[\mathbf{u}]]^{(-)}}{\partial x_1}, \quad x_1 > 0, \quad (65)$$

where matrix operators $\mathcal{A}^{(s)}, \mathcal{B}^{(s)} : F(\mathbb{R}_-) \rightarrow F(\mathbb{R}_-)$, and $\mathcal{A}^{(c)}, \mathcal{B}^{(c)} : F(\mathbb{R}_-) \rightarrow F(\mathbb{R}_+)$ are defined as follows:

$$\mathcal{A}^{(s)} = \frac{1}{2\sqrt{H_{11}H_{22}}(\alpha^2 + \beta^2 - 1)}(\mathbf{A}' + \mathbf{A}'' \mathcal{S}^{(s)}), \quad (66)$$

$$\mathcal{B}^{(s)} = \frac{1}{\sqrt{H_{11}H_{22}}(\alpha^2 + \beta^2 - 1)}(\mathbf{B}' \mathcal{S}^{(s)} - \beta \mathbf{E}), \quad (67)$$

$$\mathcal{A}^{(c)} = \frac{1}{2\sqrt{H_{11}H_{22}}(\alpha^2 + \beta^2 - 1)}\mathbf{A}'' \mathcal{S}^{(c)}, \quad (68)$$

$$\mathcal{B}^{(c)} = \frac{1}{\sqrt{H_{11}H_{22}}(\alpha^2 + \beta^2 - 1)}\mathbf{B}' \mathcal{S}^{(c)}. \quad (69)$$

Equations (64) (65), together with the definition of operators (66), (67), (68) and (69), form the system of integral identities for Mode I and II deformations in monoclinic bimetals. The equation (64) is a system of two coupled singular integral equations, which decouples in the case where the Dundurs parameters α and β vanish. Observing expression (47), we can note that β vanishes in the case of a homogeneous monoclinic material, while α is zero only for some particular subclasses of materials, such as for orthotropic materials, where the quantity d , defined by (40) and representing the imaginary part of the product of the eigenvalues, vanishes

(Suo, 1990a; Gupta et al., 1992). As a consequence, for a homogeneous orthotropic material, the system (64) is reduced to the following decoupled equations:

$$-\frac{1}{H_{11}}\mathcal{S}^{(s)}\frac{\partial[[u_1]]^{(-)}}{\partial x_1} = \langle p_1 \rangle(x_1) - \frac{\gamma}{2}\sqrt{\frac{H_{22}}{H_{11}}}\mathcal{S}^{(s)}[[p_2]], \quad x_1 < 0, \quad (70)$$

$$-\frac{1}{H_{22}}\mathcal{S}^{(s)}\frac{\partial[[u_2]]^{(-)}}{\partial x_1} = \langle p_2 \rangle(x_1) - \frac{\gamma}{2}\sqrt{\frac{H_{11}}{H_{22}}}\mathcal{S}^{(s)}[[p_1]], \quad x_1 < 0. \quad (71)$$

The solution of these two equations requires the inversion of the singular operator $\mathcal{S}^{(s)}$, which has been performed and discussed in details by Piccolroaz & Mishuris (2013). The inversion of the matrix operator $\mathcal{B}^{(s)}$ in the general case requires the analysis of the systems of singular integral differential equations (Vekua, 1970).

4 Illustrative examples: line forces applied at the crack faces

In this section we report an illustrative example of application of the integral identities in analysis of interfacial cracks in anisotropic bimetals. Antiplane (Fig. 2) and plane strain (Fig. 3) interfacial cracks in monoclinic bimetals loaded by line forces acting on the crack faces are studied by means of the proposed integral formulation. Explicit expressions for crack opening and tractions ahead of the tip corresponding to both symmetrical and skew-symmetrical loading configurations are derived. The proposed illustrative cases show that the integral identities derived in previous Section represent a very useful tool for studying interfacial crack problems in anisotropic materials, and their relevance is even greater in analysis of scenarios where the elastic problem is coupled with other phenomena, as for example hydraulic fracturing where both anisotropic elastic behaviour of geomaterials and fluid motion must be taken into account.

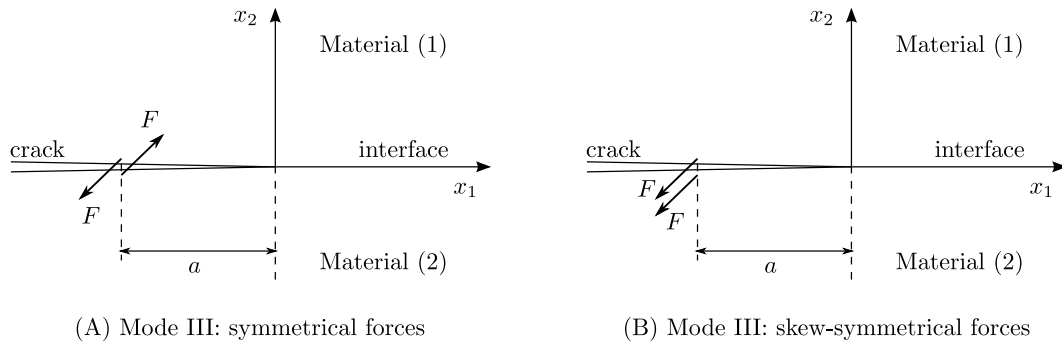


Figure 2: Geometry of the Mode III crack.

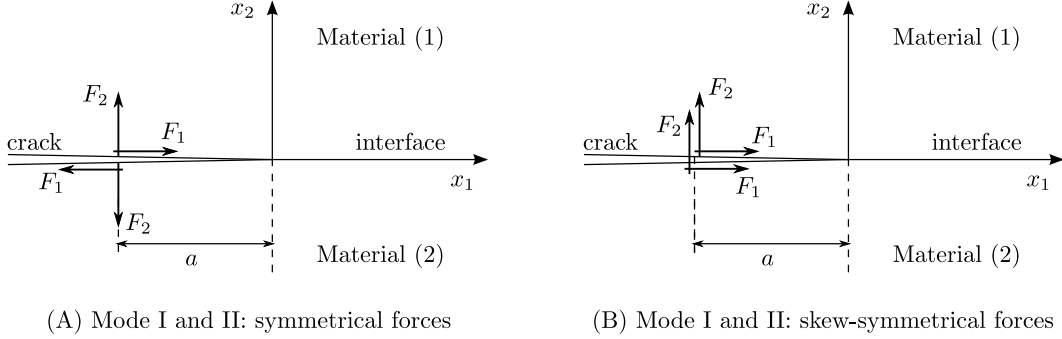


Figure 3: Geometry of the Mode I and II crack.

4.1 Mode III: symmetrical line forces

We consider an antiplane shear crack where the loading is given by two symmetrical line forces applied on the faces, at a distance a from the crack tip, and directed along the x_3 -axis:

$$\langle p_3 \rangle(x_1) = -F\delta(x_1 + a), \quad \llbracket p_3 \rrbracket(x_1) = 0, \quad (72)$$

where δ is the Dirac delta function, and F has the dimensions of a force divided by a length.

For antiplane deformations, the singular integral equations relating the applied loading and the resulting crack opening is given by (34). Inverting the operator $\mathcal{S}^{(s)}$ by means of procedure proposed by Piccolroaz & Mishuris (2013), we obtain:

$$\frac{\partial \llbracket u_3 \rrbracket^{(-)}}{\partial x_1} = -\frac{H_{33}}{\pi} F \int_{-\infty}^0 \sqrt{\frac{\eta}{x_1}} \frac{\delta(\eta + a)}{x_1 - \eta} d\eta = -\frac{H_{33}}{\pi} F \sqrt{\frac{a}{-x_1}} \frac{1}{x_1 + a}. \quad (73)$$

Assuming the condition that the crack opening vanishes at zero and at infinity, and integrating the (73), the following expressions are derived:

$$\begin{aligned} \llbracket u_3 \rrbracket(x_1) &= \frac{2F}{\pi} H_{33} \operatorname{arctanh} \sqrt{-\frac{x_1}{a}}, \quad -a < x_1 < 0, \\ \llbracket u_3 \rrbracket(x_1) &= \frac{2F}{\pi} H_{33} \operatorname{arctanh} \sqrt{-\frac{a}{x_1}}, \quad x_1 < -a. \end{aligned} \quad (74)$$

Substituting (73) into equation (37), the explicit expression for the traction ahead of the crack tip can be evaluated:

$$\tau_3^{(+)}(x_1) = -\frac{1}{\pi H_{33}} \int_{-\infty}^0 \frac{1}{x_1 - \eta} \frac{\partial \llbracket u_3 \rrbracket^{(-)}}{\partial \eta} d\eta = \frac{F}{\pi} \sqrt{\frac{a}{x_1}} \frac{1}{x_1 + a}. \quad (75)$$

It is important to note that the derived expressions for the traction ahead of the crack tip, and the associated crack opening, are identical to the results derived by Piccolroaz & Mishuris

(2013) for the isotropic case, except for the parameter H_{33} , that is related to the anisotropy of the media.

The traction expression (75) can then be used for calculating the stress intensity factor. Applying to this specific case the general definition introduced for interfacial cracks in anisotropic materials by Wu (1990) and Hwu (1993a) we obtain:

$$K_{III} = \lim_{x_1 \rightarrow 0} \sqrt{2\pi x_1} \tau_3^{(+)}(x_1) = \sqrt{\frac{2}{\pi a}} F. \quad (76)$$

The stress intensity factor (76), calculated using (75), is identical to that obtained by Hwu (1993a) for the same symmetric loading configuration applying a different procedure. This is an important proof for the validity of the traction expression (75) and consequently of the associated crack opening (74), derived by means of integral identities.

4.2 Mode III: skew-symmetrical line forces

We now consider an antiplane shear crack where the loading is given by two skew-symmetrical line forces applied on the faces, at a distance a behind the crack tip, and directed along the x_3 -axis:

$$\langle p_3 \rangle(x_1) = 0, \quad \llbracket p_3 \rrbracket(x_1) = -2F\delta(x_1 + a). \quad (77)$$

Applying the inverse operator $(\mathcal{S}^{(s)})^{-1}$ to equation (34), we obtain:

$$\frac{\partial \llbracket u_3 \rrbracket^{(-)}}{\partial x_1} = -\nu \frac{H_{33}}{\pi} F \int_{-\infty}^0 \sqrt{\frac{\eta}{x_1}} \frac{\delta(\eta + a)}{x_1 - \eta} d\eta = -\nu \frac{H_{33}}{\pi} F \sqrt{-\frac{a}{x_1}} \frac{1}{x_1 + a}. \quad (78)$$

Integrating this expression the crack opening is then derived:

$$\begin{aligned} \llbracket u_3 \rrbracket(x_1) &= \nu \frac{2F}{\pi} H_{33} \operatorname{arctanh} \sqrt{-\frac{x_1}{a}}, \quad -a < x_1 < 0, \\ \llbracket u_3 \rrbracket(x_1) &= \nu \frac{2F}{\pi} H_{33} \operatorname{arctanh} \sqrt{-\frac{a}{x_1}}, \quad x_1 < -a. \end{aligned} \quad (79)$$

Substituting (78) into equation (37), the traction ahead of the crack tip becomes:

$$\tau_3^{(+)}(x_1) = \nu \frac{F}{\pi} \sqrt{\frac{a}{x_1}} \frac{1}{x_1 + a}. \quad (80)$$

The derived expressions (79), (80) are consistent with the results obtained in Piccolroaz & Mishuris (2013) for isotropic media, the only difference consists in the parameter ν which characterizes antiplane deformations in anisotropic bimetals.

Also in this case, since traction expression (80) have been derived, the stress intensity factor can be evaluated using the general definition:

$$K_{III} = \lim_{x_1 \rightarrow 0} \sqrt{2\pi x_1} \tau_3^{(+)}(x_1) = \nu \sqrt{\frac{2}{\pi a}} F. \quad (81)$$

The explicit expressions for the crack opening (74) and (79), and for the tractions ahead of the tip (75) and (80) have been derived only by inversion of the operator $\mathcal{S}^{(s)}$ and by a simple integration procedure. This example shows that the integral identities obtained in Section 3 are fairly easy to use for solving antiplane interface crack problems in anisotropic materials. Then the integral identities represent a powerful tool for solving many problems in linear elastic fracture mechanics, especially for studying systems where the elastic fields are coupled with other physical phenomena.

4.3 Mode I and II: symmetrical line forces

The plane strain crack problem is now addressed. We assume that the loading is given by two symmetrical line forces applied on the faces at a distance a from the crack tip and directed respectively along x_1 and x_2 axis:

$$\langle p_1 \rangle(x_1) = -F_1 \delta(x_1 + a), \quad [[p_1]](x_1) = 0, \quad (82)$$

$$\langle p_2 \rangle(x_1) = -F_2 \delta(x_1 + a), \quad [[p_2]](x_1) = 0, \quad (83)$$

where F_1 and F_2 have the dimensions of a force divided by a length.

In two-dimensional interfacial elastic crack problems (plane strain or plane stress), Mode I and II are in general coupled and stress oscillations near the crack tip must be taken into account (Suo, 1990b; Hwu, 1993a). The corresponding integral identities (64) are a system of equations coupled by means of the generalized Dundurs parameter β (see equation (47)), connected to the oscillation index of the bimaterial ε (Suo, 1990b):

$$\varepsilon = \frac{1}{2\pi} \ln \left(\frac{1 - \beta}{1 + \beta} \right). \quad (84)$$

For simplicity, we assume that β is zero, this implies that also the oscillation index (84) vanishes and that in this particular case we have no oscillations at the crack tip. The equations (64) for $x_1 < 0$ become:

$$\langle p_1 \rangle(x_1) = \frac{1}{\sqrt{H_{11}H_{22}(\alpha^2 - 1)}} \left[\sqrt{\frac{H_{22}}{H_{11}}} \mathcal{S}^{(s)} \frac{\partial [[u_1]]^{(-)}}{\partial x_1} + \alpha \mathcal{S}^{(s)} \frac{\partial [[u_2]]^{(-)}}{\partial x_1} \right], \quad (85)$$

$$\langle p_2 \rangle(x_1) = \frac{1}{\sqrt{H_{11}H_{22}(\alpha^2 - 1)}} \left[\alpha \mathcal{S}^{(s)} \frac{\partial [[u_1]]^{(-)}}{\partial x_1} + \sqrt{\frac{H_{11}}{H_{22}}} \mathcal{S}^{(s)} \frac{\partial [[u_2]]^{(-)}}{\partial x_1} \right]. \quad (86)$$

Applying the inverse operator $(\mathcal{S}^{(s)})^{-1}$ to both these equations, by means of some algebraic manipulations the following result is obtained:

$$\frac{\partial [[u_1]]^{(-)}}{\partial x_1} = -\frac{H_{11}}{\pi} \left(F_1 - \alpha \sqrt{\frac{H_{22}}{H_{11}}} F_2 \right) \sqrt{\frac{a}{-x_1}} \frac{1}{x_1 + a}, \quad (87)$$

$$\frac{\partial [[u_2]]^{(-)}}{\partial x_1} = -\frac{H_{22}}{\pi} \left(F_2 - \alpha \sqrt{\frac{H_{11}}{H_{22}}} F_1 \right) \sqrt{\frac{a}{-x_1}} \frac{1}{x_1 + a}. \quad (88)$$

Then, after integration, for $-a < x_1 < 0$ we derive:

$$\begin{aligned} [[u_1]]^{(-)}(x_1) &= \frac{2H_{11}}{\pi} \left(F_1 - \alpha \sqrt{\frac{H_{22}}{H_{11}}} F_2 \right) \operatorname{arctanh} \sqrt{-\frac{x_1}{a}}, \\ [[u_2]]^{(-)}(x_1) &= \frac{2H_{22}}{\pi} \left(F_2 - \alpha \sqrt{\frac{H_{11}}{H_{22}}} F_1 \right) \operatorname{arctanh} \sqrt{-\frac{x_1}{a}}. \end{aligned} \quad (89)$$

And for $x_1 < -a$:

$$\begin{aligned} [[u_1]]^{(-)}(x_1) &= \frac{2H_{11}}{\pi} \left(F_1 - \alpha \sqrt{\frac{H_{22}}{H_{11}}} F_2 \right) \operatorname{arctanh} \sqrt{-\frac{a}{x_1}}, \\ [[u_2]]^{(-)}(x_1) &= \frac{2H_{22}}{\pi} \left(F_2 - \alpha \sqrt{\frac{H_{11}}{H_{22}}} F_1 \right) \operatorname{arctanh} \sqrt{-\frac{a}{x_1}}. \end{aligned} \quad (90)$$

The tractions components ahead of the crack tip can be evaluated by (65):

$$\tau_1^{(+)}(x_1) = \frac{F_1}{\pi} \sqrt{\frac{a}{x_1}} \frac{1}{x_1 + a}, \quad (91)$$

$$\tau_2^{(+)}(x_1) = \frac{F_2}{\pi} \sqrt{\frac{a}{x_1}} \frac{1}{x_1 + a}. \quad (92)$$

We can observe that, also for the two-dimensional vector problem, if the loading is given by symmetric line forces applied at the faces, the corresponding expressions for the traction components ahead of the crack tip and for stress intensity factors are analogous to that derived by Piccolroaz & Mishuris (2013) for isotropic bimetals, the only difference consists in the constants. The crack opening components (89) and (90) are coupled to F_1 and F_2 by means of the Dundurs parameter α . This means that, even in the case where the symmetric load possesses only one non-zero component, directed along x_1 -axis or x_2 -axis, the induced crack opening has both x_1 and x_2 components. This aspect is an important difference respect to the case of isotropic materials, and it is connected with anisotropic properties of monoclinic media.

In the particular case where $\alpha = 0$, corresponding to orthotropic bimetals, (Suo, 1990a; Gupta et al., 1992), crack opening expressions are similar to the isotropic case, except for the different constants. For $-a < x_1 < 0$:

$$\begin{aligned} [[u_1]]^{(-)}(x_1) &= \frac{2H_{11}}{\pi} F_1 \operatorname{arctanh} \sqrt{-\frac{x_1}{a}}, \\ [[u_2]]^{(-)}(x_1) &= \frac{2H_{22}}{\pi} F_2 \operatorname{arctanh} \sqrt{-\frac{x_1}{a}}. \end{aligned} \quad (93)$$

And for $x_1 < -a$:

$$[[u_1]]^{(-)}(x_1) = \frac{2H_{11}}{\pi} F_1 \operatorname{arctanh} \sqrt{-\frac{a}{x_1}},$$

$$[[u_2]]^{(-)}(x_1) = \frac{2H_{22}}{\pi} F_2 \operatorname{arctanh} \sqrt{-\frac{a}{x_1}}. \quad (94)$$

The tractions expressions (91) and (92) can then be used for evaluating the stress intensity factors. Applying the general definition explained in details in Wu (1990) and Hwu (1993a) to this particular two-dimensional case without oscillation, we obtain the vectorial formula:

$$\mathbf{K} = \lim_{x_1 \rightarrow 0} \sqrt{2\pi x_1} \boldsymbol{\tau}^{(+)}(x_1), \quad (95)$$

where $\mathbf{K} = (K_{II}, K_I)^T$ and $\boldsymbol{\tau}^{(+)} = (\tau_1^{(+)}, \tau_2^{(+)})^T$. Inserting (91) and (92) and evaluating the limit, we get:

$$K_I = \sqrt{\frac{2}{\pi a}} F_2, \quad K_{II} = \sqrt{\frac{2}{\pi a}} F_1. \quad (96)$$

Also in this case, as is it has been detected for the antiplane problem, the derived stress intensity factors are equal to that obtained by Hwu (1993a) in the limit of vanishing oscillatory index. This demonstrates that the expressions (91) and (92), obtained by means of the integral identities, are correct.

In several studies, a unique complex stress intensity factor accounting both Mode I and Mode II contributions is associated to two-dimensional interfacial crack problems in anisotropic materials (Suo, 1990b; Suo et al., 1992; Morini et al., 2013), similarly to what happens due to the oscillations for cracks between different isotropic media (Mantic & Paris, 2004; Piccolroaz et al., 2007; Graciani et al., 2007). It has been shown by Hwu (1993a) that complex stress intensity factor, introduced for anisotropic bimetals by Suo (1990b), is linked to the classical stress intensity factors by a vectorial transformation. In our example, we have assumed that the generalized Dundurs parameter β and the correlated oscillatory index are zero. In this particular case, where there are no oscillations at the interface and Mode I and II can be decoupled, Suo (1990b) and Hwu (1993a) analyses lead to the same expressions (95) for real stress intensity factors.

4.4 Mode I and II: skew-symmetrical line forces

We assume that the loading is given by two skew-symmetrical line forces applied on the faces at a distance a from the crack tip and directed respectively along x_1 and x_2 axis:

$$\langle p_1 \rangle(x_1) = 0, \quad [[p_1]](x_1) = -2F_1 \delta(x_1 + a), \quad (97)$$

$$\langle p_2 \rangle(x_1) = 0, \quad [[p_2]](x_1) = -2F_2 \delta(x_1 + a). \quad (98)$$

Also in this case we consider the case where the Dundurs parameter β associated to crack tip oscillations vanishes. Furthermore, also λ is assumed to be zero. Applying the inverse operator

$(\mathcal{S}^{(s)})^{-1}$ to the (64) for $x_1 < 0$ we obtain:

$$\frac{\partial[[u_1]]^{(-)}}{\partial x_1} = -\frac{F_1}{\pi}\delta_1 H_{11}\sqrt{-\frac{a}{x_1}}\frac{1}{x_1+a} - \gamma F_2\sqrt{H_{11}H_{22}}\delta(x_1+a), \quad (99)$$

$$\frac{\partial[[u_2]]^{(-)}}{\partial x_1} = -\frac{F_2}{\pi}\delta_2 H_{22}\sqrt{-\frac{a}{x_1}}\frac{1}{x_1+a} + \gamma F_1\sqrt{H_{11}H_{22}}\delta(x_1+a). \quad (100)$$

Integrating these expressions, for $-a < x_1 < 0$ we derive:

$$\begin{aligned} [[u_1]]^{(-)}(x_1) &= \frac{2F_1}{\pi}\delta_1 H_{11}\operatorname{arctanh}\sqrt{-\frac{x_1}{a}}, \\ [[u_2]]^{(-)}(x_1) &= \frac{2F_2}{\pi}\delta_2 H_{22}\operatorname{arctanh}\sqrt{-\frac{x_1}{a}}, \end{aligned} \quad (101)$$

And for $x_1 < -a$:

$$\begin{aligned} [[u_1]]^{(-)}(x_1) &= \frac{2F_1}{\pi}\delta_1 H_{11}\operatorname{arctanh}\sqrt{-\frac{a}{x_1}} + \gamma F_2\sqrt{H_{11}H_{22}}, \\ [[u_2]]^{(-)}(x_1) &= \frac{2F_2}{\pi}\delta_2 H_{22}\operatorname{arctanh}\sqrt{-\frac{a}{x_1}} - \gamma F_1\sqrt{H_{11}H_{22}}, \end{aligned} \quad (102)$$

Except for the constants, these expressions for the crack opening are identical to those obtained by Piccolroaz & Mishuris (2013) for the isotropic materials and benchmarked by a comparison with the Flamant solution for a half-plane loaded by two concentrated forces at its surface (Barber, 2002). The tractions components ahead of the crack tip become:

$$\tau_1^{(+)}(x_1) = \frac{1}{\pi(1-\alpha^2)} \left(\delta_1 F_1 + \alpha\delta_2 F_2 \sqrt{\frac{H_{22}}{H_{11}}} \right) \sqrt{\frac{a}{x_1}} \frac{1}{x_1+a}, \quad (103)$$

$$\tau_2^{(+)}(x_1) = \frac{1}{\pi(1-\alpha^2)} \left(\delta_2 F_2 + \alpha\delta_1 F_1 \sqrt{\frac{H_{11}}{H_{22}}} \right) \sqrt{\frac{a}{x_1}} \frac{1}{x_1+a}. \quad (104)$$

From these expressions we can observe that, if the loading is given by skew-symmetric line forces applied at the faces, the corresponding traction components (103) and (104) are coupled to F_1 and F_2 by means of the Dundurs parameter α . As a consequence, similarly to what we have detected for the jump behind the tip in presence of symmetric loading, even in the case where the skew-symmetric load possesses only one non-zero component, directed along x_1 -axis or x_2 -axis, the associated tractions have both x_1 and x_2 components. This coupling effect is not found in isotropic materials, and it is connected with anisotropic properties of monoclinic media.

The stress intensity factors can then be evaluated substituting the tractions (103) and (104) into the general expression (95):

$$K_I = \frac{1}{1-\alpha^2} \sqrt{\frac{2}{\pi a}} \left(\delta_2 F_2 + \alpha\delta_1 F_1 \sqrt{\frac{H_{11}}{H_{22}}} \right), \quad (105)$$

$$K_{II} = \frac{1}{1 - \alpha^2} \sqrt{\frac{2}{\pi a}} \left(\delta_1 F_1 + \alpha \delta_2 F_2 \sqrt{\frac{H_{22}}{H_{11}}} \right). \quad (106)$$

For $\alpha = 0$, the materials assume orthotropic behaviour, and we recover tractions expressions similar to those obtained for isotropic media:

$$\tau_1^{(+)}(x_1) = \frac{F_1}{\pi} \delta_1 \sqrt{\frac{a}{x_1}} \frac{1}{x_1 + a}, \quad (107)$$

$$\tau_2^{(+)}(x_1) = \frac{F_2}{\pi} \delta_2 \sqrt{\frac{a}{x_1}} \frac{1}{x_1 + a}. \quad (108)$$

The stress intensity factors become:

$$K_I = \delta_2 \sqrt{\frac{2}{\pi a}} F_2, \quad K_{II} = \delta_1 \sqrt{\frac{2}{\pi a}} F_1. \quad (109)$$

These expressions for K_I and K_{II} , corresponding to orthotropic bimaterial, possess the same form obtained by Piccolroaz & Mishuris (2013) for isotropic media.

The skew-symmetric stress intensity factors (105) and (106) have been normalized, multiplying respectively by $\sqrt{\pi a}/(\sqrt{2}F_2\delta_2)$ and $\sqrt{\pi a}/(\sqrt{2}F_1\delta_1)$, and plotted in Fig. 4 as functions of the Dundurs-like parameter α . In order to satisfy the positive definiteness of the bimaterial matrix \mathbf{Y} , and consequently to verify relations (42) (Ting, 1995), the value of α must be included in an interval $\alpha_{\min} \leq \alpha \leq \alpha_{\max}$, where the bounds depend on the parameters H_{11}, H_{22}, δ_1 and δ_2 . Assuming $H_{11} = 2.01, H_{22} = 6.98, \delta_1 = 0.72, \delta_2 = 0.92$, which corresponds approximately to a system where material (1) is boron and material (2) is aluminium (Suo, 1990a), we get $-0.9839 \leq \alpha \leq 0.9839$. The normalized stress intensity factors computed for values of α within this interval and for different values of the ratio F_2/F_1 between the applied forces are reported in Fig. 4. As it can be deduced by normalizing expressions (109), for $\alpha = 0$ the curves collapse and the materials assume orthotropic behaviour. On the other hand, as the value of α approaches the bounds $\alpha_{\max} = 0.9839$ and $\alpha_{\min} = -0.9839$, the absolute value of the skew-symmetric stress intensity factors increases and consequently the response of the system to skew-symmetric loading is amplified.

The examples illustrated in this Section and in Section 4.3 show that the integral identities can be profitably used for solving vectorial interfacial crack problems in two-dimensional anisotropic elastic media. The crack opening and the tractions ahead of the tip can be derived without the use of Green's function, which implies challenging calculations. For this reason, also in the vectorial case, the proposed singular integral formulation may represent a very suitable technique in analysis of several fracture processes, especially where coupled fields are involved.

5 Conclusions

The problem of a two-dimensional semi-infinite interfacial crack in anisotropic bimetals has been formulated in terms of singular integral equations by means of weight functions and inte-

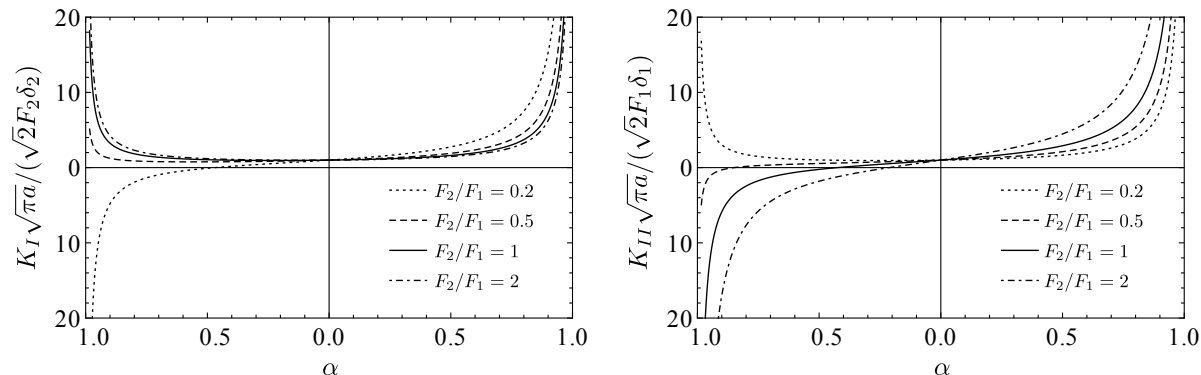


Figure 4: Normalized stress intensity factors corresponding to skew-symmetric forces (see Fig. 3B) as a function of the bimaterial parameter α for $-0.9839 \leq \alpha \leq 0.9839$, computed for $H_{11} = 2.01$, $H_{22} = 6.98$, $\delta_1 = 0.72$, $\delta_2 = 0.92$ and different values of the ratio F_2/F_1 : $F_2/F_1 = 0.2$, $F_2/F_1 = 0.5$, $F_2/F_1 = 1$, $F_2/F_1 = 2$.

gral transforms. The proposed method avoids the use of Green's function and the challenging numerical calculations related to such approach. Integral identities relating the applied loading and the corresponding crack opening have been obtained for both in-plane and antiplane strain problems in anisotropic bimaterials. Detailed explicit derivation of the identities have been performed for monoclinic materials, which are the most general class of anisotropic media allowing decoupling between both in-plane and antiplane stress and in-plane and antiplane strain (Ting, 1995, 2000). As a consequence, the obtained integral formulation can be directly used for studying cracks propagation in all anisotropic media where in-plane and antiplane problems are decoupled, such as cubic and orthotropic materials (Suo, 1990b). Thanks to the great versatility of the Stroh formalism, the developed approach can also be easily adapted for studying fracture phenomena in many other materials, such as piezoelectrics, poroelastics, and quasicrystals.

An example of application of the integral identities to antiplane and plane strain crack problems where the loading is given by line forces acting on the faces has been performed. Explicit expressions for crack opening and tractions ahead of the tip corresponding to both symmetric and skew-symmetric loading configurations have been obtained.

The derived integral identities have various relevant applications especially to multifield problems, where the elasticity equations are coupled with other concurrent phenomena, for example, but not only, to hydraulic fracturing modelling. Furthermore, they also have their own value from the mathematical point of view, as, to the authors best knowledge, such identities written in a similar explicit form for interfacial cracks in anisotropic bimaterials seems to be unknown in the literature.

Acknowledgements:

L. M. and E. R. gratefully thank financial support from the Cassa di Risparmio di Modena in the framework of the International Research Project 2009 – 2010 "Modelling of crack propagation in complex materials". A.P. and G.M. gratefully acknowledge the support from the European Union Seventh Framework Programme under contract numbers PIEF-GA-2009-252857-INTERCRACKS and PIAP-GA-2011-286110-INTERCER2, respectively.

A Anisotropic materials: Stroh formalism

In this Appendix, complex variable representation for the stress field and displacements in anisotropic elastic materials subject to two-dimensional deformations based on Stroh formalism (Stroh, 1962) is summarized. Explicit expressions for Stroh matrices corresponding to monoclinic materials with symmetry plane at $x_3 = 0$ (Ting, 1995) are reported. The surface admittance tensor needed in the evaluation of bimaterial matrices (15) and (16) and then of weight functions (17) and (18) is derived.

A.1 Complex variable representation of stress and displacements

For two-dimensional problems in anisotropic elastic materials, displacements and stress fields can be represented in terms of complex variable functions matrices by means of two alternative formulations, proposed respectively by Stroh (1962) and Lekhnitskii (1963). Introducing the stress vectors $\mathbf{t}_k = (\sigma_{1k}, \sigma_{2k}, \sigma_{3k})^T$, $k = 1, 2$ and the displacements $\mathbf{u} = (u_1, u_2, u_3)^T$, the constitutive relations connecting the stresses and the strains are written using the Stroh formulation as follows:

$$\mathbf{t}_1 = \mathbf{Q}\mathbf{u}_{,1} + \mathbf{R}\mathbf{u}_{,2}, \quad (110)$$

$$\mathbf{t}_2 = \mathbf{R}^T\mathbf{u}_{,1} + \mathbf{T}\mathbf{u}_{,2}, \quad (111)$$

The 3×3 matrices \mathbf{Q} , \mathbf{R} and \mathbf{T} depend on the material constants, and are defined as follows (Ting, 1995):

$$Q_{ik} = C_{i1k1}, \quad R_{ik} = C_{i1k2}, \quad T_{ik} = C_{i2k2}, \quad (112)$$

where C_{ijkl} are components of the elastic stiffness tensor. Using this notation, the static equilibrium equations become (Ting, 1995, 2000):

$$\mathbf{t}_{1,1} + \mathbf{t}_{2,2} = \mathbf{Q}\mathbf{u}_{,11} + (\mathbf{R} + \mathbf{R}^T)\mathbf{u}_{,12} + \mathbf{T}\mathbf{u}_{,22} = 0. \quad (113)$$

The displacement $\mathbf{u}(x_1, x_2)$, which is a general solution of equation (113), has the following form (Suo, 1990b; Ting, 1996):

$$\mathbf{u} = \mathbf{F}\mathbf{g}(\mathbf{z}) + \overline{\mathbf{F}\mathbf{g}(\mathbf{z})}, \quad (114)$$

also the derivative of the displacements $\mathbf{u}_{,1}(x_1, x_2)$ and the traction $\mathbf{t}_2(x_1, x_2)$, can be written in the same form:

$$\mathbf{t}_2(x_1, x_2) = \mathbf{L}\mathbf{h}(\mathbf{z}) + \overline{\mathbf{L}\mathbf{h}(\mathbf{z})}, \quad (115)$$

and

$$\mathbf{u}_{,1}(x_1, x_2) = \mathbf{F}\mathbf{h}(\mathbf{z}) + \overline{\mathbf{F}\mathbf{h}(\mathbf{z})}, \quad (116)$$

where $\mathbf{h}(\mathbf{z}) = d\mathbf{g}/d\mathbf{z}$, \mathbf{F} and \mathbf{L} are constant 3×3 matrices, defined as follows:

$$\mathbf{F} = (\mathbf{f}_1, \mathbf{f}_2, \mathbf{f}_3), \quad \mathbf{L} = (\mathbf{l}_1, \mathbf{l}_2, \mathbf{l}_3). \quad (117)$$

Note that $\mathbf{g}(\mathbf{z})$ and $\mathbf{h}(\mathbf{z})$ are analytic functions vectors with components $g_j(x_1 + \mu_j x_2)$, and $h_j(x_1 + \mu_j x_2)$ and μ_j are complex numbers with positive imaginary parts. According to Suo (1990b), if $g_j(z_j)$ and $h_j(z_j)$ are analytic functions of $z_j = x_1 + \mu_j x_2$ in the upper half-plane (or in the lower half-plane) for one μ_j , where μ_j is a complex number with positive imaginary parts, they are analytic for any μ_j . On the basis of this property, here and in the text that follows, the analysis is reduced to a single complex variable. The eigenvectors \mathbf{f}_j and the eigenvalues μ_j are simultaneously determined inserting expression (114) into equilibrium equations (113), so that they are reduced to the eigenvalue problem (Ting, 1996):

$$[\mathbf{Q} + (\mathbf{R} + \mathbf{R}^T)\mu_j + \mathbf{T}\mu_j^2]\mathbf{f}_j = 0. \quad (118)$$

Moreover, \mathbf{l}_j are related to \mathbf{f}_j as follows (Ting, 1995, 1996, 2000):

$$\mathbf{l}_j = [\mathbf{R}^T + \mu_j \mathbf{T}]\mathbf{f}_j. \quad (119)$$

The Hermitian surface admittance tensor, needed in general weight functions expressions (13) and (14), is defined as $\mathbf{Y} = i\mathbf{F}\mathbf{L}^{-1}$ (Gao et al., 1992).

Stroh formalism have been extensively used in analysis of interfacial cracks in anisotropic bimetals by Suo (1990b) and Gao et al. (1992). Physical displacements and stress fields at the interface between the two materials have been derived, expressing the boundary conditions in terms of non-homogeneous Riemann-Hilbert problem and obtaining an algebraic eigenvalue involving the symmetric bimaterial matrix (17), that is solved in closed form. Recently, this approach has been extended and used together with Fourier transform by Morini et al. (2013) for deriving singular solutions \mathbf{U} of the elasticity problem with zero traction on the faces where the crack is placed along the positive semi-axis $x_1 > 0$, and for evaluating general expressions for symmetric and skew-symmetric weight functions defined as traces of these functions, following the method illustrated in Piccolroaz et al. (2009).

A.2 Monoclinic materials

For monoclinic materials with the symmetry plane at $x_3 = 0$, employing the contracted notation of the stiffness tensor C_{ijkl} (Suo, 1990b; Ting, 1995, 1996), the three matrices \mathbf{Q} , \mathbf{R} and \mathbf{T} are

given by:

$$\mathbf{Q} = \begin{pmatrix} c_{11} & c_{16} & 0 \\ c_{16} & c_{66} & 0 \\ 0 & 0 & c_{55} \end{pmatrix}, \mathbf{R} = \begin{pmatrix} c_{16} & c_{12} & 0 \\ c_{66} & c_{26} & 0 \\ 0 & 0 & c_{45} \end{pmatrix}, \mathbf{T} = \begin{pmatrix} c_{66} & c_{26} & 0 \\ c_{26} & c_{22} & 0 \\ 0 & 0 & c_{44} \end{pmatrix}.$$

This structure of the Stroh matrices is a consequence of the fact that for this class of anisotropic materials, the reduced 6×6 stiffness tensor c_{ij} possesses the following important property (Suo, 1990b; Ting, 2000):

$$c_{14} = c_{15} = c_{24} = c_{25} = c_{46} = c_{56} = 0. \quad (120)$$

Substituting matrices \mathbf{Q} , \mathbf{R} and \mathbf{T} into constitutive relations (110) and (111), we can easily observe that as a consequence of property (120), for monoclinic materials subject to two-dimensional deformations in-plane strain and antiplane strain are uncoupled and also in-plane stress antiplane stress are uncoupled. More discussions and details on decoupling of in-plane and antiplane deformations and stress are given by Horgan & Miller (1994) and Ting (2000). The eigenvalues problem (118) then reduces to:

$$\begin{pmatrix} c_{11} + 2c_{16}\mu + c_{66}\mu^2 & c_{16} + (c_{12} + c_{66})\mu + c_{26}\mu^2 & 0 \\ c_{16} + (c_{12} + c_{66})\mu + c_{26}\mu^2 & c_{66} + 2c_{26}\mu + c_{22}\mu^2 & 0 \\ 0 & 0 & c_{55} + 2c_{45}\mu + c_{44}\mu^2 \end{pmatrix} \mathbf{f} = 0. \quad (121)$$

Through the decoupling, the sixth order characteristic equation of this eigensystem consists in the product between a fourth order term corresponding to in-plane strain and a second order term associated to antiplane deformations (Ting, 1996):

$$(c_{11} + 2c_{16}\mu + c_{66}\mu^2)(c_{66} + 2c_{26}\mu + c_{22}\mu^2) - (c_{16} + (c_{12} + c_{66})\mu + c_{26}\mu^2)^2 = 0, \quad (122)$$

$$c_{55} + 2c_{45}\mu + c_{44}\mu^2 = 0. \quad (123)$$

Since these equations possess real coefficients, the roots are complex conjugates. Considering only eigenvalues with positive imaginary part (Suo, 1990b), μ_1 and μ_2 are assumed to be roots of equation (122), while μ_3 is root of (123).

The illustrated Stroh representation of the elasticity problem is equivalent to the matrix formulation proposed by Lekhnitskii (1963), which provides alternative expressions for the eigenvector matrices \mathbf{F} and \mathbf{L} in function of the elements of the compliance matrix $\mathbf{S} = \mathbf{C}^{-1}$. More precisely, Lekhnitskii approach gives a specially normalized eigenvector matrix \mathbf{F} , and expressing the elements of the stiffness matrix in function of the stiffness parameters it is easy to check that characteristic equation derived using Lekhnitskii formulation is identical to (122) and (123) (Suo, 1990b; Hwu, 1993b). In order to obtain compact expressions for the surface admittance tensor \mathbf{Y} and then for bimaterial matrices (17) and (18), particularly convenient for weight functions derivation, we assume this particular normalization for matrices \mathbf{F} and \mathbf{L} , reported

by Hwu (1993b), and we express the stiffness reduced tensor elements c_{ij} in function of the elements of the reduced compliance matrix s'_{ij} :

$$s'_{ij} = s_{ij} - \frac{s_{i3}s_{3j}}{s_{33}}. \quad (124)$$

An alternative form for characteristic equations (122) and (123) is derived:

$$s'_{11}\mu^4 - 2s'_{16}\mu^3 + (2s'_{12} + s'_{66})\mu^2 - 2s'_{26}\mu + s'_{22} = 0, \quad (125)$$

$$s'_{44} - 2s'_{45}\mu + s'_{55}\mu^2 = 0. \quad (126)$$

The hermitian matrix $\mathbf{Y} = i\mathbf{FL}^{-1}$ evaluated using the eigenvector normalization reported in Hwu (1993b) assumes the form:

$$\mathbf{Y} = i\mathbf{FL}^{-1} = i \begin{pmatrix} s'_{16} - s'_{11}(\mu_1 + \mu_2) & s'_{12} - s'_{11}\mu_1\mu_2 & 0 \\ \frac{s'_{22}}{\mu_1\mu_2} - s'_{12} & s'_{22}\left(\frac{1}{\mu_1} + \frac{1}{\mu_2}\right) - s'_{26} & 0 \\ 0 & 0 & \frac{s'_{44}}{\mu_3} - s'_{45} \end{pmatrix}, \quad (127)$$

where μ_1 and μ_2 are roots of the equation (125), and μ_3 is solution of the equation (126) with positive imaginary part, corresponding respectively to plane strain and antiplane strain. Employing the relations between μ_1 and μ_2 and coefficients of (125) (Suo, 1990b; Ting, 1995) and between μ_3 and coefficients of (126) (Suo, 1990b), through some manipulations the following form for \mathbf{Y} is obtained:

$$\mathbf{Y} = i\mathbf{FL}^{-1} = \begin{pmatrix} s'_{11}\text{Im}(\mu_1 + \mu_2) & i(s'_{12} - s'_{11}\mu_1\mu_2) & 0 \\ i(s'_{11}\bar{\mu}_1\bar{\mu}_2 - s'_{12}) & s'_{11}\text{Im}(\mu_1\mu_2(\bar{\mu}_1 + \bar{\mu}_2)) & 0 \\ 0 & 0 & \sqrt{s'_{44}s'_{55} - s'^2_{45}} \end{pmatrix}. \quad (128)$$

This general compact expression for the surface admittance tensor has been used for deriving explicit bimaterial matrices (17) and (18) and symmetric and skew-symmetric weight functions (15) and (16). On the basis of property (120), Mode III crack propagation (antiplane shear) will be treated separately from Mode I and Mode II (plane strain), as for the case of interfacial cracks in two-dimensional isotropic bimaterials.

References

- Arfken, G. B., & Weber, H. J. (2005). *Mathematical methods for physicists, 5th edition*. Elsevier Academic Press, San Diego.
- Barber, J. R. (2002). *Elasticity*. Kluwer Academic Publishers, Dordrecht.

- Bigoni, D., & Capuani, D. (2002). Green's function for incremental nonlinear elasticity: shear bands and boundary integral formulation. *J. Mech. Phys. Solids*, *50*, 471–500.
- Budiansky, B., & Rice, J. R. (1979). An integral equation for dynamic elastic response of an isolated 3-d crack. *Wave Motion*, *1*, 187–192.
- Bueckner, H. F. (1985). Weight functions and fundamental fields for the penny-shaped and the half plane crack in three-space. *Int. J. Solids Struct.*, *23*, 57–93.
- Duduchava, R. (1976). Integral equations of convolution type with discontinuous presymbols, singular integral equations with fixed singularities and their applications to some problems of mechanics. *Trudi Tbiliskogo Matematicheskogo Instituta Akademii Nauk Gruzinskoi, SSR* *60*, 1–135.
- Duduchava, R. (1979). Integral equations with fixed singularities. *Teubner-Texte zur Mathematik. Leipzig. BSB B. G. Teubner Verlagsgesellschaft, 172 S., 10 Abb., M 16*, BN 6659601.
- Gakhov, F. D., & Cherski, Y. I. (1978). *Equations of the convolution type*. Nauka, Moscow.
- Gao, H. (1992). Weight function method for interfacial cracks in anisotropic bimaterials. *Int. J. Fract.*, *56*, 139–158.
- Gao, H., Abbudi, M., & Barnett, D. M. (1992). Interfacial crack-tip field in anisotropic elastic solids. *J. Mech. Phys. Solids*, *40*, 393–416.
- Gohberg, I., & Krein, M. G. (1958). Systems of integral equations on a half line with kernels depending on the difference of arguments. *Uspekhi Mat. Nauk.*, *13*, 3–72.
- Graciani, E., Mantic, V., & Paris, F. (2007). On the estimation of the first interpenetration point in the open model of interface cracks. *Int. J. Fract.*, *143*, 287–290.
- Gupta, V., Argon, A. S., & Suo, Z. (1992). Crack deflection at an interface between two orthotropic media. *J. Appl. Mech.*, *59*, S79–S87.
- Horgan, C. O., & Miller, K. L. (1994). Antiplane shear deformations for homogeneous and inhomogeneous anisotropic linearly elastic solids. *J. Appl. Mech.*, *61*, 23–29.
- Hwu, C. (1993a). Explicit solutions for collinear interface crack problems. *Int. J. Solids Struct.*, *30*, 301–312.
- Hwu, C. (1993b). Relations among Stroh, Lekhnitskii and Muskhelishvili formulations. In *Proc. of the 10th National Conference on Mechanical Engineering*, (pp. 517–525). Oxford University Press.

- Krein, M. G. (1958). Integral equations on an half-line with kernels depending upon the difference of the arguments. *Uspekhi Mat. Nauk.*, *13*, 73–120.
- Kupradze, V., Gegelia, T., Basheleishvili, M., & Burchuladze, T. (1979). *Three-dimensional problems of the mathematical theory of elasticity and thermoelasticity*. North-Holland, Amsterdam.
- Lekhnitskii, S. G. (1963). *Theory of elasticity of an anisotropic body*. Holden-Day, San Francisco.
- Linkov, A. M., Zubkov, V. V., & Kheib, M. A. (1997). A method of solving three-dimensional problems of seam working and geological faults. *J. Min. Sci.*, *33*, 295–315.
- Mantic, V., & Paris, F. (2004). Relation between SIF and ERR based measures of fracture mode mixity in interface cracks. *Int. J. Fract.*, *130*, 557–569.
- Mikhlin, S., & Prössdorf, S. (1980). *Singular integral operators*. Akademie-Verlag, Berlin.
- Morini, L., Radi, E., Movchan, A. B., & Movchan, N. V. (2013). Stroh formalism in analysis of skew-symmetric and symmetric weight functions for interfacial cracks. *Math. Mech. Solids*, *18*, 135–152.
- Mushkelishvili, N. I. (1946). *Singular integral equations*. Moscow.
- Mushkelishvili, N. I. (1953). *Some basic problems of the mathematical theory of elasticity*. Noordhoff.
- Pan, E. (2000). Three-dimensional Green’s functions in an anisotropic piezoelectric solids. *Int. J. Solids Struct.*, *37*, 943–958.
- Pan, E. (2003). Three-dimensional Green’s functions in an anisotropic half-space with general boundary conditions. *J. Appl. Mech.*, *70*, 101–110.
- Pan, E., & Yuan, F. G. (2000). Three-dimensional Green’s functions in anisotropic bimetals. *Int. J. Solids Struct.*, *37*, 5329–5351.
- Piccolroaz, A., & Mishuris, G. (2013). Integral identities for a semi-infinite interfacial crack in 2D and 3D elasticity. *J. Elasticity*, *110*, 117–140.
- Piccolroaz, A., Mishuris, G., & Movchan, A. B. (2007). Evaluation of the Lazarus-Leblond constants in the asymptotic model for the interfacial wavy crack. *J. Mech. Phys. Solids*, *55*, 1575–1600.
- Piccolroaz, A., Mishuris, G., & Movchan, A. B. (2009). Symmetric and skew symmetric weight functions in 2D perturbation models for semi-infinite interfacial cracks. *J. Mech. Phys. Solids*, *57*, 1657–1682.

- Piccolroaz, A., Mishuris, G., & Movchan, A. B. (2010). Perturbation of mode III interfacial cracks. *Int. J. Fract.*, *166*, 41–51.
- Prössdorf, S. (1974). *Some classes of singular equations*. Akademie-Verlag, Berlin.
- Sinclair, J. E., & Hirth, J. P. (1975). Two dimensional elastic Green function for a cracked anisotropic body. *J. Phys. F: Metal Phys.*, *5*, 236–246.
- Stroh, A. N. (1962). Steady state problems in anisotropic elasticity. *J. Math. Phys.*, *41*, 77–103.
- Suo, Z. (1990a). Delamination specimens for orthotropic materials. *J. Appl. Mech.*, *57*, 627–634.
- Suo, Z. (1990b). Singularities, interfaces and cracks in dissimilar anisotropic media. *Proc. R. Soc. Lond. A*, *427*, 331–358.
- Suo, Z., Kuo, C.-M., Barnett, D. M., & Willis, J. R. (1992). Fracture mechanics for piezoelectric ceramics. *J. Mech. Phys. Solids*, *40*, 739–765.
- Ting, T. C. T. (1995). Generalized Dundurs constants for anisotropic bimetals. *Int. J. Solids Struct.*, *32*, 483–500.
- Ting, T. C. T. (1996). *Anisotropic elasticity: theory and applications*. Oxford University Press.
- Ting, T. C. T. (2000). Anisotropic elastic materials that uncouple antiplane and inplane displacements but not antiplane and inplane stresses, and vice versa. *Math. Mech. Solids*, *5*, 139–156.
- Vekua, N. P. (1970). *Systems of singular integral equations*. Nauka, Moscow.
- Weaver, J. (1977). Three-dimensional crack analysis. *Int. J. Solids Struct.*, *13*, 321–330.
- Willis, J. R., & Movchan, A. B. (1995). Dynamic weight function for a moving crack. I. mode I loading. *J. Mech. Phys. Solids*, *43*, 319–341.
- Wu, K. C. (1990). Stress intensity factor and energy release rate for interfacial cracks between dissimilar anisotropic materials. *J. Appl. Mech.*, *57*, 882–886.