

Accelerating NBODY6 with Graphics Processing Units

Keigo Nitadori^{1*} and Sverre J. Aarseth^{2*}

¹Center for Computational Science, University of Tsukuba, 1-1-1, Tennodai, Tsukuba, Ibaraki 305-8577, Japan

²Institute of Astronomy, University of Cambridge, Madingley Road, Cambridge, CB3 0HA, UK

Accepted 2011. Received 2011; in original form 2011 August 1

ABSTRACT

We describe the use of Graphics Processing Units (GPUs) for speeding up the code *NBODY6* which is widely used for direct N -body simulations. Over the years, the N^2 nature of the direct force calculation has proved a barrier for extending the particle number. Following an early introduction of force polynomials and individual time-steps, the calculation cost was first reduced by the introduction of a neighbour scheme. After a decade of GRAPE computers which speeded up the force calculation further, we are now in the era of GPUs where relatively small hardware systems are highly cost-effective. A significant gain in efficiency is achieved by employing the GPU to obtain the so-called regular force which typically involves some 99 percent of the particles, while the remaining local forces are evaluated on the host. However, the latter operation is performed up to 20 times more frequently and may still account for a significant cost. This effort is reduced by parallel SSE/AVX procedures where each interaction term is calculated using mainly single precision. We also discuss further strategies connected with coordinate and velocity prediction required by the integration scheme. This leaves hard binaries and multiple close encounters which are treated by several regularization methods. The present *NBODY6-GPU* code is well balanced for simulations in the particle range $10^4 - 2 \times 10^5$ for a dual GPU system attached to a standard PC.

Key words: globular clusters: general – methods: numerical

1 INTRODUCTION

The quest to perform efficient N -body calculations has challenged astronomers and computer scientists ever since the early 1960s. For a long time progress was slow but so was the increase in computing power. The first significant advance was achieved by the Ahmad–Cohen (1973, AC) neighbour scheme which splits the total force into a distant slowly changing part and a local contribution with shorter time-scale, hereafter denoted as the regular and irregular force. Considerable progress on the hardware side was made when the GRAPE-type special-purpose computers were developed in the early 1990s (Makino, Kokubo & Taiji 1994) and later improved to GRAPE-4 and GRAPE-6 (Makino et al. 2003). More recently, the general availability of Graphics Processing Units (GPUs) and the corresponding CUDA programming language have facilitated large gains in N -body simulations at modest cost. Early applications based on CUDA (Nyland, Harris & Prins 2007, Belleman, Bedorf & Portegies Zwart 2008) demonstrated significant speeding-up, approaching GRAPE-6 performance. Moreover, the introduction of pseudo double precision for the coordinate differences without sacrificing much efficiency (Nitadori 2009) ensured increased confidence in the results. In other problems, the employment of CUDA has already led to Petaflop performance by combining several thousand GPUs.

In this paper, we are mainly concerned with small stand-alone systems using one or two GPUs with the code *NBODY6-GPU*. However, mention should also be made of the parallel version *NBODY6++* which is capable of reaching somewhat larger particle numbers using several types of hardware (Spurzem 1999) and is also intended for GPUs.

This paper is organized as follows. After reviewing some relevant aspects in the standard *NBODY6* code we discuss the new treatment of the regular and irregular force. As a result of improvements in the regular force calculation, the irregular force now becomes relatively expensive. Although the latter may also be evaluated on the GPU, the overheads are too large. Instead we perform this calculation in parallel using SSE¹ (Streaming SIMD Extensions) and OpenMP in C++ with GCC built-in functions. The presence of hard binaries requires careful attention, especially because the regularization scheme involves different precision for the centre of mass (c.m.) motion as evaluated by FORTRAN and SSE. A later implementation with AVX accelerated the irregular force calculation. The performance gain is illustrated by comparison with the basic version at relatively small particle numbers and we estimate the cost of doing large simulations for two types of hardware. Finally, we summarize current experience with small GPU systems and point to possible future developments.

* E-mail: keigo@css.tsukuba.ac.jp (KN); sverre@ast.cam.ac.uk (SJA)

¹ For computational terms, see glossary in Appendix A.

2 BASIC NBODY6 CODE

The code *NBODY6* was developed during the late 1990s (Aarseth 1999). It was based on a previous code *NBODY5* which also employed the AC neighbour scheme. Here the main improvement was to replace the fourth-order Adams method by an equivalent Hermite formulation (Makino 1991) for the case of two force polynomials (Makino & Aarseth 1992). An intermediate step was made with the Hermite individual time-step code *NBODY4* (Aarseth 1996) designed for use by several generations of GRAPE-type computers.

The combination of Hermite integration with block-steps has proved a powerful tool in *N*-body simulations. At earlier times its simple form was beneficial for using together with the special-purpose GRAPE hardware which supplies the force and its first derivative. This allows for the construction of an efficient and accurate fourth-order integration method where the introduction of hierarchical block-steps reduces the overheads of coordinate and velocity predictions considerably and facilitates parallel procedures. Experience has also shown that the Hermite AC block-step scheme is highly cost-effective in the standard *NBODY6* code.

On conventional computers, the regular force calculation dominates the CPU time, with only a weak dependence on the neighbour strategy. Thus there are compensating factors when the number of neighbours (n_i) is varied. The new neighbours are chosen at the time of a regular force calculation. Hence all particles inside the corresponding neighbour radius are selected, together with any particles in an outer shell approaching with small impact parameter. Individual neighbour radii R_s are adjusted according to the local density contrast, with additional modifications near the upper and lower boundary. New values are obtained by the expression

$$R_s^{\text{new}} = R_s^{\text{old}} \left(\frac{n_p}{n_i} \right)^{1/3}, \quad (1)$$

where n_p is predicted from the local density contrast. Note that the case of zero neighbour number which may occur for distant particles is also catered for. Formally, explicit derivative corrections to the force polynomial should be carried out for each neighbour change. However, the same terms are added and subtracted from the respective polynomials so that this overhead may be omitted, provided the desired results are obtained at times commensurate with the maximum time-step (Makino & Aarseth 1992).

The treatment of close encounters forms a large part of the code. We distinguish between two-body and multiple encounters which are studied by the tools of Kustaanheimo-Stiefel (1965, KS) and chain regularization (Mikkola & Aarseth 1993). Several methods for integrating the KS equations of motion have been used over the years. The preferred method is a high-order Hermite scheme (Mikkola & Aarseth 1998) and an iterative solution without recalculating the external perturbation. This allows the physical time to be obtained by a sixth-order Taylor series expansion of the time transformation $t' = R$. The so-called Stumpff method maintains machine accuracy in the limit of small perturbations and only requires half the number of steps per orbit compared to the KS fourth-order polynomial method employed by *NBODY5*. Even so, small systematic errors are present over long time intervals. Hence a rectification of the KS variables \mathbf{u}, \mathbf{u}' is performed to be consistent with the *integrated* value of the binding energy (Fukushima 2005). Further speed-up can be achieved for small perturbations by employing the slow-down concept in which the time and perturbing force are magnified according to the principle of adiabatic invariance (Mikkola & Aarseth 1996).

Given a population of hard binaries, close encounters between

binaries and field stars or other binaries are an interesting feature particularly because collisions or violent ejections may occur. The chain concept led to a powerful method for studying strong interactions of 3–5 particles where two-body singularities are removed (Mikkola & Aarseth 1993). Implementation of perturbed chain regularization introduces many complexities, as well as dealing with internal tidal effects, membership changes or post-Newtonian terms (Aarseth 2003). As far as the *N*-body code is concerned, the associated c.m. is integrated like a single particle with the force and first derivative obtained by mass-weighted summation over the components. The internal motions are advanced by a high-order integrator (Bulirsch & Stoer 1966) with energy conservation better than 10^{-10} . Moreover, the solutions for internal KS or chain are continued until the end of the new block-step before the other particles are treated. As for KS termination, this is implemented exactly at the end by a simple iteration. Internal chain integration, on the other hand, is only advanced while the new time is less than the block-time and any coordinates required by other particles are obtained by prediction. Consequently, chain termination is performed at an arbitrary time and a new current commensurate time is constructed by suitable subdivision. This in turn reduces the block-step further but is compensated by the relatively small number of chain treatments.

Finally, in this paper, we omit a discussion of synthetic stellar evolution which is optional and forms a large part of the code. Hence for the purpose of GPU developments these aspects may be ignored for simplicity. In any case, the additional CPU time required by the host is relatively small.

3 NEW IMPLEMENTATIONS

We now turn to describing some relevant procedures associated with the new implementations.

3.1 Software design

A subroutine *INTGRT* in *NBODY6* drives the numerical integration of the AC neighbour scheme. It uses two libraries during the integration, prepared for the calculation of the regular and the irregular force, named *GPUNB* and *GPUIRR*. Although the names of the libraries include GPU, non-GPU implementations exist, e.g. plain C++ versions or high performance versions with SSE/AVX and OpenMP. The present *NBODY6-GPU* code employs a GPU version written in CUDA (with multiple-GPU support) for *GPUNB* and a CPU version with an acceleration by SSE/AVX and OpenMP for *GPUIRR*. A first implementation of *GPUIRR* used GPU. However, it was slower than a fine-tuned CPU code because of the *fine-grained* nature of the irregular force calculation.

Fig. 1 illustrates a schematic diagram for the relation between *intgrt.f*, *GPUNB* and *GPUIRR*. Here, *GPUNB* receives positions, velocities, masses and time-steps of the attracting particles (so called *j*-particles) and positions, velocities and neighbour radii of the attracted (or active) particles (*i*-particles), and it returns regular forces, their time derivatives and neighbour lists. *GPUIRR* holds the position and up to its third time derivatives, mass, the time of last irregular integration and the current neighbour list of each particle, and returns the irregular force and its time derivative for active particles. After an irregular step of particle *i*, the variables $\mathbf{R}_i, \dot{\mathbf{R}}_i, \mathbf{F}_i, \dot{\mathbf{F}}_i, t_{I,i}$ and m_i are sent to *GPUIRR* and after a regular step, the list \mathbb{L}_i is sent if there is a change.

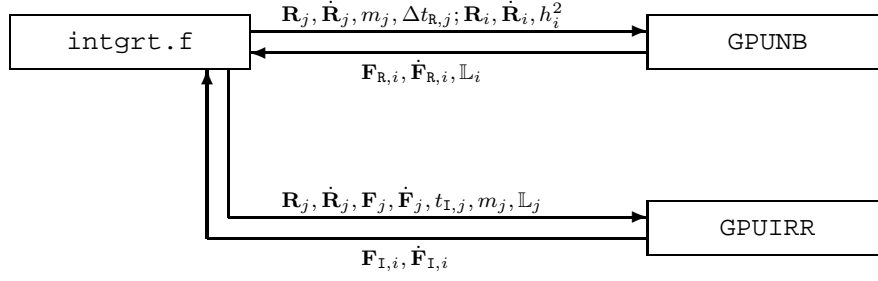


Figure 1. A schematic diagram of the *NBODY6-GPU* code.

3.2 Velocity neighbour criterion

The traditional neighbour criterion that a particle j is a neighbour of particle i is defined by

$$|\mathbf{R}_{ij}| < h_i, \quad (2)$$

where $\mathbf{R}_{ij} = \mathbf{R}_j - \mathbf{R}_i$ and h_i is the radius of the neighbour sphere. In this implementation, we employ a modified criterion to include the velocities by the condition

$$R_{ij,\min} \stackrel{\text{def}}{=} \min \left(|\mathbf{R}_{ij}|, |\mathbf{R}_{ij} + \Delta t_{R,i} \dot{\mathbf{R}}_{ij}| \right) < h_i, \quad (3)$$

where $\Delta t_{R,i}$ is the regular time-step. Although this increases the computational cost for each pairwise interaction evaluation in the regular force calculation, we can take larger regular time-steps for the same number of neighbours. This safety condition also ensures that high-velocity particles can be added to the neighbour list before they come too close.

3.3 Block-step procedure

Let us examine the sequential procedure for one block-step.

- (i) Obtain the next time for integration,

$$t_{\text{next}} = \min_{1 \leq i \leq N} (t_{I,i} + \Delta t_{I,i}), \quad (4)$$

where $t_{I,i}$ and $\Delta t_{I,i}$ are the time of the last irregular force calculation and irregular time-step of particle i .

- (ii) Make the active particle list for regular and irregular force calculation,

$$\mathbb{L}_{\text{act},R} = \{i \mid t_{R,i} + \Delta t_{R,i} = t_{\text{next}}\}, \quad (5)$$

$$\mathbb{L}_{\text{act},I} = \{i \mid t_{I,i} + \Delta t_{I,i} = t_{\text{next}}\}, \quad (6)$$

where the subscripts R and I denote regular and irregular terms. Here, $\{i \mid \text{cond.}\}$ defines a set of i such that it satisfies *cond.*

- (iii) Predict all particles needed for force evaluation.

- (iv) Calculate the irregular force and its time derivative for particle $i \in \mathbb{L}_{\text{act},I}$,

$$\mathbf{F}_{I,i} = \sum_{j \in \mathbb{L}_i} m_j \frac{\mathbf{R}_{ij}}{|\mathbf{R}_{ij}|^3}, \quad (7)$$

$$\dot{\mathbf{F}}_{I,i} = \sum_{j \in \mathbb{L}_i} m_j \left[\frac{\dot{\mathbf{R}}_{ij}}{|\mathbf{R}_{ij}|^3} - 3 \frac{(\mathbf{R}_{ij} \cdot \dot{\mathbf{R}}_{ij}) \mathbf{R}_{ij}}{|\mathbf{R}_{ij}|^5} \right]. \quad (8)$$

- (v) Apply the corrector for the active irregular particles and decide the next time-step $\Delta t_{I,i}$.

- (vi) Accumulate the regular force and its time derivative for each active regular particle $i \in \mathbb{L}_{\text{act},R}$ and construct the neighbour list,

$$\mathbf{F}_{R,i} = \sum_{j \neq i}^N \begin{cases} m_j \frac{\mathbf{R}_{ij}}{|\mathbf{R}_{ij}|^3} & (R_{ij,\min} > h_i) \\ 0 & (\text{otherwise}) \end{cases}, \quad (9)$$

$$\dot{\mathbf{F}}_{R,i} = \sum_{j \neq i}^N \begin{cases} m_j \left[\frac{\dot{\mathbf{R}}_{ij}}{|\mathbf{R}_{ij}|^3} - 3 \frac{(\mathbf{R}_{ij} \cdot \dot{\mathbf{R}}_{ij}) \mathbf{R}_{ij}}{|\mathbf{R}_{ij}|^5} \right] & (R_{ij,\min} > h_i) \\ 0 & (\text{otherwise}) \end{cases}, \quad (10)$$

$$\mathbb{L}_i = \{j \mid j \neq i, R_{ij,\min} < h_i\}. \quad (11)$$

- (vii) Execute the regular corrector. Since the neighbour list \mathbb{L}_i has been updated, the force polynomials should be corrected to reflect the difference between the old and new list.

3.4 The GPUNB library

The GPUNB library computes regular forces and creates neighbour lists for a given set of particles with single or multiple GPU(s). First, the predicted position, velocity and mass of N_j particles are sent from the host. The regular force and neighbour lists of N_i particles are then computed. Therefore, $N_i N_j$ pairwise interactions are evaluated in one call. Unless N_i is much smaller than N_j , the cost of the prediction and data transfer is not significant.

The basic method to calculate the force on GPUs is common to the previously existing implementations (Nitadori 2009, Gaburov, Harfst & Portegies Zwart 2009), except for the treatment of neighbours. During the accumulation of forces from all N_j particles, when j is a neighbour, GPUNB skips the accumulation and saves the index j in the neighbour list. This procedure is applied for all N_i particles in parallel, using the many *threads* of the GPU.

Now we discuss in more detail the force calculation procedure of GPUNB. Each i -particle is assigned to each thread of GPU. The position, velocity, neighbour radius, force, its time derivative and neighbour count of particle i are held on the registers of each thread. The position, velocity and mass of particle j are broadcast from the memory to all the threads in a thread-block, and forces on multiple i -particles are evaluated in parallel. If particle j turns out to be a neighbour of i , the index j is written to the neighbour list in the memory.

The actual behaviour of each thread is given in Listing B2 with the CUDA C++ language. There is an ‘if statement’ for the neighbour treatment, which is translated into a mask operation by the compiler and has little impact on performance. If the branch is not removed, it would be a serious overhead for parallel performance.

As well as the i -parallelism for multiple threads, j -parallelism

for multiple thread-blocks and multiple GPUs are also exploited. Thus, after the force computations, partial forces and partial neighbour lists of certain particles are distributed for multiple thread-blocks. To minimize the data transfer from GPU to host, we prepared kernels for force reduction and list gathering, where local indices in 16-bit integer are translated to global indices in 32-bit integer. Partial forces are summed and sparsely scattered partial lists are serialized to a linear array before they are sent back to the host PC.

Finally, single precision arithmetic turned out to provide sufficiently accurate results for practical use. This is because all the close interactions are skipped in the regular force procedure².

3.5 The GPUIRR library

The name of the library GPUIRR comes from an early effort to accelerate the irregular force calculation on GPU, although the GPU is not used in the current implementation, just because it is slower than a well tuned CPU code. Still, the name of the library and its API are used in the fast version on CPU with SSE/AVX and OpenMP.

Different from GPUNB, GPUIRR retains many internal states. The position and up to its third derivative, mass and time of the last integration of particle i are held to construct the predictor. These quantities are updated after each irregular step. Additionally, the neighbour list of particle i is saved for the computation of the irregular force. The list is copied from the host routine `intgrt.f` after each regular step. When an irregular force on particle i is requested, the library calculates $\mathbf{F}_{I,i}$ and $\dot{\mathbf{F}}_{I,i}$. Actually, it can be performed in parallel, i.e. the library receives a list of irregular active particles $\mathbb{L}_{\text{act},I}$ and returns an array of the force and its time derivative.

The library is tuned for multi-core CPUs and SIMD instructions such as SSE and AVX. An OpenMP parallelization for different i -particles is straightforward. On the other hand, the SIMD instructions are exploited for the j -parallelism for one i -particle, which requires technical coding. To calculate pairwise forces on a particle i from multiple (4-way for SSE, 8-way for AVX) j -particles, we need to gather them from non-contiguous addresses indicated by the neighbour list. The gathering process is relatively expensive and the GFLOPS rating or ‘number of interactions per second’ is decreased to about 40 percent of the case of brute force calculations (Tanikawa et al. 2012) on the same processor with the same AVX instruction set.

Unlike the regular force calculations, full single precision calculation of the irregular force may not be accurate enough during close encounters. Thus, we employ the so-called ‘two-float’ technique to express the coordinates of each particle (Nitadori 2009, Gaburov et al. 2009). For the summation of force, single precision turned out to be sufficient since we do not accumulate too many terms (more than a few hundred) in the irregular force calculation.

Prediction of positions and velocities are performed inside the library. When $N_{\text{act},I}$ is small, predicting all the N particles is not efficient. Thus, at some point (cf. `NFACT` in Table C1), we switch to predict only the necessary particles in this block-step. Even if we only predict the necessary particles, combining and sorting of the neighbour lists or random memory access may be expensive. Thus there is a turn-around point, and an example is shown in the lines 24-29 in Listing C1.

² We still left options using the ‘two-float’ method for the coordinates and the accumulator.

3.6 Binary effects

The presence of binaries poses additional complications when combining results of force calculations from the host and the library for irregular force. As can be seen above, the irregular force on a single particle due to other single particles is of simple form and its calculation can be speeded up in C++ with SSE/AVX and OpenMP. This is no longer the case for regularized systems where differential force corrections are needed on the host to compensate for the c.m. approximation which is employed. For simplicity we assume that only the irregular force needs to be corrected; this in turn implies that the neighbour radius is sufficiently large. A further complication arises in the force evaluation due to perturbers. The numerical problem can be illustrated by considering the new regular force difference during the corresponding time interval $t - t_{R,i}$,

$$\Delta \mathbf{F}_R = (\mathbf{F}_R^{\text{new}} - \mathbf{F}_R^{\text{old}}) + (\mathbf{F}_I^{\text{new}} - \mathbf{F}_I^{\text{old}}), \quad (12)$$

where $\mathbf{F}_R^{\text{old}}$ and $\mathbf{F}_R^{\text{new}}$ denote regular forces evaluated at the old and new times $t_{R,i}$ and t , respectively, while $\mathbf{F}_I^{\text{old}}$ and $\mathbf{F}_I^{\text{new}}$ denote irregular forces both evaluated at the new time t with the old and new neighbour lists. Hence the net change of irregular force is contained within the second bracket. In the case of no neighbour change, this term should be suitably small, otherwise it would tend to reduce the regular time-step. It is therefore important to ensure consistency between the irregular force as calculated at each time-step and that obtained elsewhere at the end of a regular step where both are based on the same *predicted* quantities.

In the case of an active KS binary, the old and new force contributions due to perturbers are acquired in double precision on the host and similarly for the c.m. term which is subtracted. Since the latter is evaluated in the single precision GPUIRR library, this means that a small discontinuity is introduced. However, the old and new irregular force are still numerically identical in the absence of neighbour change and hence the same neighbours do not affect the regular force difference. A similar differential force procedure is carried out for single particles having perturbed binaries as neighbours. Note that the sequential ordering of neighbour lists facilitates the identification of KS binaries for various purposes. Finally, force corrections involving a chain c.m. particle are performed analogously, where the internal contributions to \mathbf{F} and $\dot{\mathbf{F}}$ are obtained by summation over the members.

The strategy for controlling the number of neighbours also changes when using the GPU. Unless present initially, binaries eventually become an important feature of N -body simulations. It is therefore desirable to strike a balance between the maximum size of regularized binaries and the neighbour radius. This can readily be done for long-lived binaries, subject to the maximum membership denoted by the parameter `NBMAX`. The average neighbour number can also be controlled to a certain extent. This is achieved by an optional adjustment of a density contrast parameter α used in the predicted neighbour number n_p of equation (1). Fortunately the ratio R_s/a becomes more favourable for large N because the semi-major axis of hard binaries is $\propto 1/N$ while the neighbour radius reduces more slowly. Hence a safe strategy for small and intermediate simulations is to employ a relatively large value of `NBMAX` together with fine-tuning of α . Also note that the possible problem of too small neighbour radii is mostly relevant for the central cluster region because R_s tends to be larger at lower density.

Table 1. Hardware and software configurations.

	System A	System B
CPU	Core i7-920	Core i7-2600K
(spec)	4 cores, 2.66 GHz	4 cores, 3.40 GHz
(SIMD)	SSE4.2 (4-float)	AVX (8-float)
GPU	2×GeForce GTX 470	2×GeForce GTX 560 Ti
Motherboard	MSI X58	MSI P67
Memory	6 GB, DDR3-1333	8 GB, DDR3-1600
OS	CentOS 5.5 x86_64	CentOS 6.0 x86_64
Compilers	GCC 4.1.2, CUDA 3.0	GCC 4.6.1, CUDA 4.0

Table 2. Performance summary for System B. We show total wall-clock time and partial time for regular and irregular force. The number of regular and irregular individual steps is also given, together with the time-step weighted average neighbour numbers.

N	32k	64k	128k	256k
$T_{\text{wall}}/\text{sec}$	18	59	209	802
$T_{\text{reg}}/\text{sec}$	5.3	19	84	338
$T_{\text{irr}}/\text{sec}$	4.7	13	47	230
$\mathcal{N}_{\text{reg}}/10^6$	2.8	6.1	13	28
$\mathcal{N}_{\text{irr}}/10^6$	33	85	220	550
$\mathcal{N}_{\text{irr}}/\mathcal{N}_{\text{reg}}$	11.8	13.9	16.9	19.6
$\langle N_{\text{nb}} \rangle$	46	55	64	83

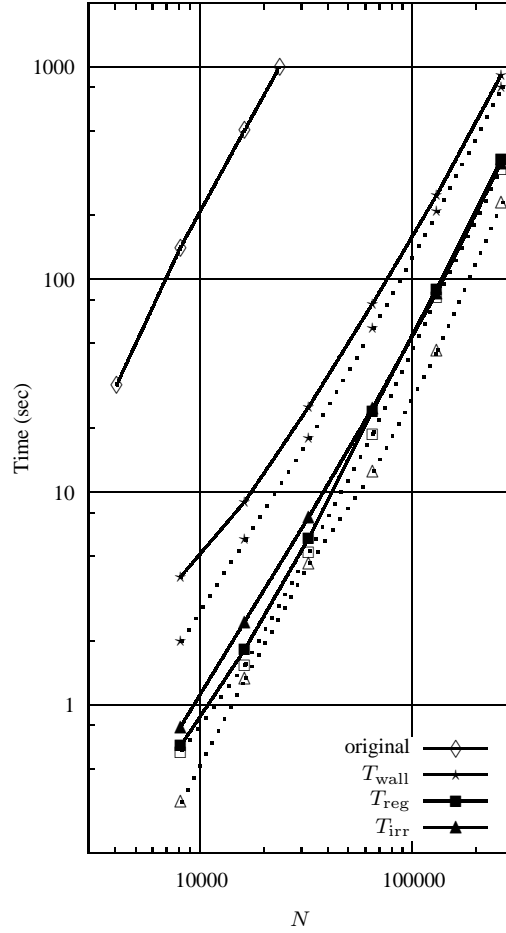
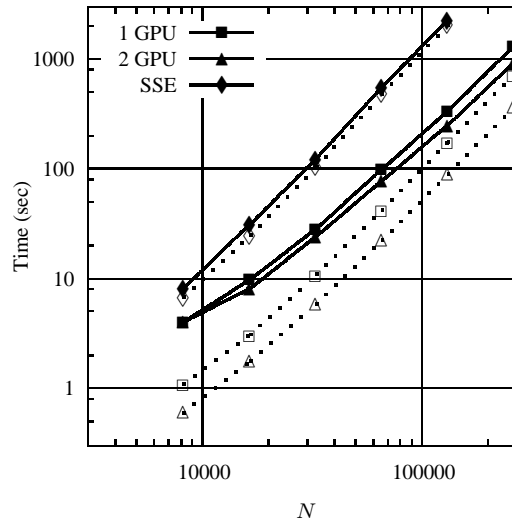
4 PERFORMANCE

The acid test of any code is measured by its performance. This is especially the case for N -body simulations where an important challenge is to describe the dynamics of globular clusters. Here we report on some performance tests to illustrate the calculation cost for a wide range of particle numbers. It should be emphasized that timings based on idealized systems do not demonstrate the capability of dealing with more advanced stages which are characterized by large density contrasts and the presence of hard binaries. Additional examinations of more realistic conditions are therefore highly desirable, as commented on below.

For the basic performance tests we study isolated Plummer models in virial equilibrium with equal-mass particles in the range $N = 8\text{--}256$ k. We use standard N -body units with total energy $E = -0.25$ and total mass 1. The benchmarks use two hardware systems, A and B, where the specifications are summarized in Table 1. Timing tests were first made for the older System A.

In order to have a more balanced dynamical state, the computing times are measured from $t = 2$ to $t = 4$. The wall-clock time (in sec) as a function of N is shown in Fig. 2 for both systems. Also shown separately are the times for the regular and irregular force calculation. As can be seen, these timings are quite similar for System A, especially in the large- N limit. The minimum cost is achieved for particular choices of the upper limit of the neighbour number, NBMAX, which are close to values used in long-term simulations. As for the remaining time expended by the FORTRAN part, it forms a diminishing fraction of the total effort, with about 40 percent for $N = 32$ k and 20 percent for $N = 256$ k.

Timing comparisons for the standard NBODY6 code have also been carried out. Thus at the upper limit of $N = 24\,000$, the wall-clock time is 56 times the corresponding time for System A, with an asymptotic dependence $T_{\text{comp}} \propto N^{1.8}$ in both cases. Excluding the time consumption of the other parts, the performance of the regular force calculation with System A exceeds 1 TFLOPS. As shown in Fig. 2, the CPU times for the irregular force with System B are almost a factor of 2 faster than for System A when the slightly


Figure 2. Wall-clock times for the original NBODY6 (\diamond) and the NBODY6-GPU (\star) code for the interval $2 \leq t \leq 4$. Partial times for the regular and irregular force are given by squares and triangles, respectively. Filled symbols and solid lines are for system A and open symbols and dotted lines for system B.

Figure 3. Wall-clock times for the NBODY6-SSE code (\blacklozenge , \diamond) and NBODY6-GPU code with one GPU (\blacksquare , \square) and two GPUs (\blacktriangle , \triangle) for the interval $2 \leq t \leq 4$. Solid lines with filled symbols (\blacklozenge , \blacksquare , \blacktriangle) are for the total times and dotted lines with open symbols (\diamond , \square , \triangle) for regular force times.

faster clock is included. This improvement is mainly due to the use of AVX instructions which became available very recently. More precise timings for System B are presented in Table 2, as well as time-step counts and average neighbour numbers for different N . In comparison, the actual timings for $N = 256$ k and System A were 911, 366 and 354 sec, respectively³. We also note that the average neighbour number scales approximately as $N^{1/3}$.

The difference between using one and two GPUs is of interest. In Fig. 3, we show timings on System A using one and two GPUs, as well as a fully tuned CPU version with SSE and OpenMP (*NBODY6-SSE*). The wall-clock times are plotted in filled symbols with solid lines, and times for the regular force in open symbols with dotted lines. The performance gain in computing regular forces from the SSE version to one GPU is about a factor of 10, and this is doubled when going from one GPU to two GPUs. However, the linear speed-up of the regular force calculations does not always correspond to a good scalability of the total simulation time because of the time consumed by the other parts. For example with $N = 64$ k, the regular force time is reduced from 45 to 23 sec by using two GPUs, although this becomes 99 and 77 sec for the total time. Hence two separate simulations may be made simultaneously on a dual GPU machine to keep the computing units busy, provided N is not too large.

The question of reproducibility in the multi-thread environment is a difficult one, particularly in view of the chaotic nature exhibited by the N -body problem. On the other hand, the calculations are speeded up significantly by using parallel OpenMP procedures. At present, two important parallel treatments (lines 46–50 and 104–115 of Listing C1) are not thread-safe while some other FORTRAN parts are well behaved. Consequently, strict reproducibility can be enforced by omitting these procedures at some loss of efficiency. However, the timing tests were carried out with full optimization since the early stage is essentially reproducible in any case.

The performance tests employed standard time-step parameters ($\eta = 0.02$) for the irregular and regular force polynomials. Typical relative energy errors for the time interval quoted are $\Delta E/E \simeq 1.5 \times 10^{-7}$ ($N = 128$ and 256 k; also $N = 16$ k). This compares favourably with values 4×10^{-7} for the original code ($N = 8$ and 16 k). It should be noted that the intrinsic relative error in potential energy evaluated on the GPU for efficiency is 1×10^{-8} and hence on the safe side.

Most N -body simulations, whether they be core collapse or substantial evaporation, are concerned with long time-scales. It is therefore desirable to assess the code behaviour for more advanced stages of evolution with high core density which inevitably leads to binary formation and strong interactions in compact subsystems. At this stage the special treatments of close encounters in the form of KS and chain regularization begin to play an important role. The ejection of high-velocity members is a hallmark of an evolved dynamical state. In general, the main energy errors are due to strong interactions, especially in connection with switching to or from regularization procedures. Even so, a study of core collapse for an equal-mass system with $N = 32$ k showed that the accumulated changes in total energy are surprisingly small, amounting to $\sum \Delta E_j = -1 \times 10^{-4}$ at minimum core radius. A comparable drift in total energy was also seen in a test calculation well beyond core collapse for $N = 16$ k. Hence the Hermite integration scheme has proved to possess excellent long-term stability.

³ Because of cache miss, there is a degradation above $N = 64$ k for the irregular force calculation with AVX.

5 CONCLUSIONS

We have presented new implementations for efficient integration of the N -body problem with GPUs. In the standard *NBODY6* code, the regular force calculation dominates the CPU time. Consequently, the emphasis here has been on procedures for speeding up the force calculation. First the regular force evaluation was implemented on the GPU using the library *GPUNB* which also forms the neighbour list. This procedure is ideally suited to massively parallel force calculations on GPUs and resulted in significant gains. However, a subsequent attempt to employ the GPU for the irregular force showed that the overheads are too large. It turned out that different strategies are needed for dealing with the regular and irregular force components and this eventually led to the development of the special library *GPUIRR*. The use of SSE and OpenMP speeded up this part such that the respective wall-clock times are comparable for a range of particle numbers.

After the recent hardware with AVX support became available, the library was updated. This led to additional speed-up of the irregular force calculation. It is also essential that the regular force part scales well on multiple GPUs. Thus in the future, further speed-up may be achieved by using four GPUs and an octo-core CPU. It should be noted that in the present scheme, the use of multiple GPUs only benefits the regular force calculation which therefore scales well. Although large N -body simulations are still quite expensive, we have demonstrated that the regular part of the Ahmad–Cohen neighbour scheme is well suited for use with GPU hardware. Moreover, the current formulation of the *NBODY6-GPU* code performs well for a variety of difficult conditions.

6 ACKNOWLEDGMENTS

Much of this work was done over the summers of 2007–2010 when K. N. visited the Institute of Astronomy, supported by the Visitor’s Grant. We also acknowledge helpful discussions with members of the *NBODY6* community. We thank Mark Gieles for making System B available. The full source code is freely available on <http://www.ast.cam.ac.uk/research/nbody/>.

REFERENCES

- Aarseth S. J., 1996, IAU Symp. 174, P. Hut & J. Makino, eds. (Kluwer, Dordrecht) 161
- Aarseth S. J., 1999, PASP, 111, 1333
- Aarseth S. J., 2003, Gravitational N-Body Simulations, Cambridge Univ. Press, Cambridge
- Ahmad A., Cohen L., 1973, J. Comp. Phys., 12, 389
- Belleman R. G., Bedorf J., Portegies Zwart S. F., 2008, New Astron., 13, 103
- Bulirsch R., Stoer J., 1966, Num. Math., 8, 1
- Fukushima, T., 2005, AJ, 129, 2496
- Gaburov, E., Harfst, S., Portegies Zwart, S. F., 2009, New Astron., 14, 630
- Kustaanheimo P., Stiefel E., 1965, J. Reine Angew. Math., 218, 204
- Makino J., 1991, ApJ, 369, 200
- Makino J., Aarseth S. J., 1992, PASJ, 44, 141
- Makino J., Fukushima T., Koga M., Namura K., 2003, PASJ, 55, 1163
- Mikkola S., Aarseth S. J., 1993, Celes. Mech. Dyn. Ast., 57, 439
- Mikkola S., Aarseth S. J., 1996, Celes. Mech. Dyn. Ast., 64, 197

- Mikkola S., Aarseth S. J., 1998, *New Astron.*, 3, 309
- Nitadori, K., 2009, *New approaches to high-performance N-body simulations — high-order integrators, new parallel algorithms, and efficient use of SIMD hardware*. Ph. D. thesis, University of Tokyo
- Nyland, L., Harris M., Prins J., 2007, in H. Nguyen, ed. *GPU Gems 3*, Chap. 31, Addison Wesley Professional
- Spurzem R., 1999, in *Computational Astrophysics, JCAM*, R. H. Werner ed (Elsevier) 407
- Tanikawa A., Yoshikawa K., Okamoto T., Nitadori K., 2012, *New Astron.*, 17, 82

APPENDIX A: GLOSSARY

GCC GNU Compiler Collection, including `gcc`, `g++`, `gfortran` and other languages.

API Application Programming Interface. This provides definitions or prototypes of FORTRAN subroutines or C functions.

SIMD Single Instruction Multiple Data. A model of parallel computer where an operation such as addition and multiplication is performed for multiple data.

SSE Streaming SIMD Extensions. Additional instruction set for x86. Four words single precision floating point operations on 128-bit registers are supported.

AVX Advanced Vector eXtensions. Further enlargement of SSE. Eight words single precision or four words double precision floating point operations on 256-bit registers.

CUDA Compute Unified Device Architecture. A framework for general purpose computing on NVIDIA GPUs, including language, compiler, run-time library and device driver.

OpenMP A standard to utilize multiple processors on shared memory from high-level languages, provided as directives of the language.

Thread A unit of parallel execution. Threads of CPU execute different contexts, while a cluster of threads of GPU executes the same context for different data.

Thread-Block A number of GPU threads which share the same context.

Kernel A short program submitted and executed on GPU.

***i*-particle** A particle which feels the gravitational force, named from the outer loop index.

***j*-particle** A particle which is a source of the gravitational force, named from the inner loop index.

***i*-parallelism** Parallelism for the outer loop. Forces on different particles are calculated in parallel.

***j*-parallelism** Parallelism for the inner loop. Forces from different particles are calculated in parallel, and summed later.

APPENDIX B: CUDA CODES

In Listing B1 and B2, we show the innermost regular force kernel written in CUDA C++ as well as some definitions of data structures. Each CUDA thread holds one *i*-particle in its registers, and evaluates a force from particle *j* and accumulates it. The functions qualified with `_device_` are forced to be in-line. The argument `nblast` is a pointer to the device memory.

Listing B1: Definitions of structures.

```
1 struct Jparticle{
2     float3 pos;
3     float mass;
```

```
4     float3 vel;
5     float pad; // 64-byte
6 };
7 struct Iparticle{
8     float3 pos;
9     float h2;
10    float3 vel;
11    float dtr; // 64-byte
12 };
13 struct Force{
14    float3 acc;
15    float pot;
16    float3 jrk;
17    int nnb; // 64-byte
18 };
```

Listing B2: The innermost gravity calculation.

```
1 // num of neib per block, must be power of 2
2 #define NNB_PER_BLOCK 256
3
4 _device_ void dev_gravity(
5     const int jidx,
6     const Iparticle &ip,
7     const Jparticle &jp,
8     Force &fo,
9     uint16 nblast[])
10 {
11     float dx = jp.pos.x - ip.pos.x;
12     float dy = jp.pos.y - ip.pos.y;
13     float dz = jp.pos.z - ip.pos.z;
14     float dvx = jp.vel.x - ip.vel.x;
15     float dvy = jp.vel.y - ip.vel.y;
16     float dvz = jp.vel.z - ip.vel.z;
17     float dxp = dx + ip.dtr * dvx;
18     float dyp = dy + ip.dtr * dvy;
19     float dzp = dz + ip.dtr * dvz;
20
21     float r2 = dx * dx + dy * dy + dz * dz;
22     float r2p = dxp * dxp + dyp * dyp + dzp * dzp;
23     float rv = dx * dvx + dy * dvy + dz * dvz;
24
25     float rinvl = rsqrtf(r2);
26     if(fminf(r2, r2p) < ip.h2){
27         // address to avoid buffer overflow
28         int addr = fo.nnb & (NNB_PER_BLOCK - 1);
29         nblast[addr] = (uint16)jidx;
30         fo.nnb++;
31         rinvl = 0.f;
32     }
33     float rinvsq = rinvl * rinvl;
34     float mrvn1 = jp.mass * rinvsq;
35     float mrvn3 = mrvn1 * rinvsq;
36     float alpha = -3.f * rv * rinvsq;
37
38 #ifndef POTENTIAL
39     fo.pot += mrvn1;
40 #endif
41     fo.acc.x += mrvn3 * dx;
42     fo.acc.y += mrvn3 * dy;
43     fo.acc.z += mrvn3 * dz;
44     fo.jrk.x += mrvn3 * (dvx + alpha * dx);
45     fo.jrk.y += mrvn3 * (dvy + alpha * dy);
46     fo.jrk.z += mrvn3 * (dvz + alpha * dz);
47 }
```

In lines 17–19, 22 and 26, we can see the additional operations for the velocity criterion (5 mul, 6 add, 1 min) discussed in Section 3.2.

APPENDIX C: FORTRAN CODES

It is instructive to examine the program flow for the treatment of the regular and irregular force during one block-step. We have copied the relevant FORTRAN parts, omitting some extra features, and display a complete cycle in the general case. Consider the situation when the next block-step time, denoted by `TMIN`, has been

Table C1. List of symbols.

Symbol	Data type	Definition
LMAX	PARAMETER	Size of compiled neighbour arrays
NBMAX	PARAMETER	Maximum neighbour number
NIMAX	PARAMETER	Block-size of regular force loop
NMAX	PARAMETER	Maximum particle number
NPACT	PARAMETER	Limit for active particle prediction
NPMAX	PARAMETER	Parallel irregular integration
IFIRST	INTEGER	Array index of first single particle
NFR	INTEGER	Number of regular force calculations
NQ	INTEGER	Membership of LISTQ
NTOT	INTEGER	Number of single particles and KS pairs
LISTQ	INT (NMAX)	List of particles due before a given time
NXTLEN	INT (NMAX)	Length of current block-step list
NXTLST	INT (NMAX)	List of block-step members
RS	REAL (NMAX)	Radius of individual neighbour sphere
STEPR	REAL (NMAX)	Regular time-step
TO	REAL (NMAX)	Time of last irregular force calculation
TMIN	REAL (NMAX)	New block-time
TNEW	REAL (NMAX)	Next irregular force time
X	REAL (3, NMAX)	Predicted coordinates
XO	REAL (3, NMAX)	Corrected coordinates
XDOT	REAL (3, NMAX)	Predicted velocities
XODOT	REAL (3, NMAX)	Corrected velocities

determined at the end of the previous step (as shown below). All particles due for consideration up to a certain time are contained in LISTQ, and the new block-step members NXTLEN which satisfy equation (6) are saved in the list array NXTLST after the first call to INEXT. Procedures for advancing KS and chain solutions which usually follow here are omitted for simplicity. The essential symbols are defined in Table C1, where some are fixed parameters. For completeness, we also include the OPEN and CLOSE statements, normally only used at the start and end. With this preamble and the definitions of Table C1 the code section can now be inspected with assistance from the explanatory comments. The purpose of most special procedures have already been discussed in the text and the naming is intended to be descriptive.

Listing C1: extract of `intgrt.omp.f.`

```

1 * Declare typical parameters for N=64k.
2 PARAMETER(NPACT=150, NPMAX=16, NIMAX=1024)
3 * Open the regular and irregular libraries.
4 CALL GPUNB_OPEN(NTOT)
5 CALL GPUIRR_OPEN(NTOT,LMAX)
6 *
7 * Find all particles in next block (TNEW = TMIN) and set TIME.
8 CALL INEXT(NQ,LISTQ,TMIN,NXTLEN,NXTLST)
9 TIME = TMIN
10 *
11 * Form lists of candidates for new irregular and regular force.
12 NFR = 0
13 DO 28 L = 1,NXTLEN
14   J = NXTLST(L)
15   IF (TNEW(J).GE.TOR(J) + STEPR(J)) THEN
16     NFR = NFR + 1
17     IREG(NFR) = J
18     IRR(L) = J
19   ELSE
20     IRR(L) = 0
21   END IF
22 28 CONTINUE
23 *
24 * Decide between predicting <= NPACT active (NFR=0) or all particles.
25 IF (NXTLEN.LE.NPACT.AND.NFR.EQ.0) THEN
26   CALL GPUIRR_PRED_ACT(NXTLEN,NXTLST,TIME)
27 ELSE
28   CALL GPUIRR_PRED_ALL(IFIRST,NTOT,TIME)
29 END IF
30 *
31 * Evaluate new irregular forces & derivatives in the GPUIRR library.
32 CALL GPUIRR_FIRR_VEC(NXTLEN,NXTLST,GF,GPD)
33 *
34 * Choose between standard and parallel irregular integration.
35 IF (NXTLEN.LE.NPMAX) THEN
36 *
37 * Correct the irregular steps sequentially.
38 DO 48 II = 1,NXTLEN

```

```

39   I = NXTLST(II)
40   CALL NBINT(I,IRR(II),GF(1,II),GPD(1,II))
41 48 CONTINUE
42 *
43 ELSE
44 *
45 * Perform irregular correction in parallel.
46 !Somp parallel do private(II, I)
47 DO 50 II = 1,NXTLEN
48   I = NXTLST(II)
49   CALL NBINTP(I,IRR(II),GF(1,II),GPD(1,II))
50 50 CONTINUE
51 !Somp end parallel do
52 END IF
53 *
54 * Check regular force updates (NFR members on block-step).
55 IF (NFR.GT.0) THEN
56 *
57 * Predict all particles (except TPRED=TIME) in C++ on host.
58 CALL CXVPRED(IFIRST,NTOT,TIME,TO,XO,XODOT,F,FDOT,X,XDOT,TPRED)
59 * Send all single particles and c.m. bodies to the GPU.
60 NN = NTOT - IFIRST + 1
61 CALL GPUNB_SEND(NN,BODY(IFIRST),X(1,IFIRST),XDOT(1,IFIRST))
62 *
63 * Perform regular force loop (blocks of NMAX=1024).
64 JNEXT = 0
65 DO 55 II = 1,NFR,NIMAX
66   NI = MIN(NFR-JNEXT,NIMAX)
67 * Copy neighbour radius, STEPR and state vector for each block.
68 !Somp parallel do private(LL, I, K)
69 DO 52 LL = 1,NI
70   I = IREG(JNEXT+LL)
71   H2I(LL) = RS(I)**2
72   DTR(LL) = STEPR(I)
73   DO 51 K = 1,3
74     XI(K,LL) = X(K,I)
75     VI(K,LL) = XDOT(K,I)
76   51 CONTINUE
77 52 CONTINUE
78 !Somp end parallel do
79 *
80 * Evaluate forces, derivatives and neighbour lists for new block.
81 CALL GPUNB_REGF(NI,H2I,DTR,XI,VI,GPUACC,GPUJRK,GPUPHI,LMAX,
82 & NBMAX,LISTGP)
83 *
84 * Copy neighbour lists from the GPU.
85 !Somp parallel do private(LL, I, ITEMP, NNB, LI, L)
86 DO 56 LL = 1,NI
87   I = IREG(JNEXT + LL)
88   NNB = LISTGP(1,LL)
89   LI = 1
90   DO 53 L = 2,NNB+1
91     * Note GPU address starts from 0 (hence add IFIRST to neighbour list).
92     ITEMP = LISTGP(L,LL) + IFIRST
93     IF (ITEMP.NE.I) THEN
94       LI = LI + 1
95       LISTGP(LI,LL) = ITEMP
96     END IF
97 53 CONTINUE
98 LISTGP(1,LL) = LI - 1
99 CALL GPUIRR_SET_LIST(I,LISTGP(1,LL))
100 56 CONTINUE
101 !Somp end parallel do
102 *
103 * Evaluate current irregular forces by vector procedure.
104 CALL GPUIRR_FIRR_VEC(NI,IREG(II),GF(1,1),GPD(1,1))
105 !Somp parallel do private(LL, I, LX)
106 DO 57 LL = 1,NI
107   I = IREG(JNEXT+LL)
108 * Send new irregular force and perform Hermite corrector.
109 CALL GPUCOR(I,XI(1,LL),VI(1,LL),GPUACC(1,LL),GPUJRK(1,LL),
110 & GF(1,LL),GPD(1,LL),LISTGP(1,LL),LX)
111 * Update neighbour lists in GPUIRR library (only if changed: LX > 0).
112 IF (LX.GT.0) THEN
113   CALL GPUIRR_SET_LIST(I,LIST(1,I))
114 END IF
115 57 CONTINUE
116 !Somp end parallel do
117 JNEXT = JNEXT + NI
118 55 CONTINUE
119 END IF
120 *
121 * Determine next block time (note STEP may shrink in GPUCOR).
122 TMIN = 1.0D+10
123 DO 60 L = 1,NXTLEN
124   I = NXTLST(L)
125   IF (TNEW(I).LT.TMIN) THEN
126     TMIN = TNEW(I)
127   END IF
128 60 CONTINUE
129 *
130 * Copy current coordinates & velocities from corrected values.
131 !Somp parallel do private(I, L, K)
132 DO 70 L = 1,NXTLEN
133   I = NXTLST(L)
134   DO 65 K = 1,3
135     X(K,I) = XO(K,I)
136     XDOT(K,I) = XODOT(K,I)
137 65 CONTINUE
138 * Send corrected active particles to GPUIRR library.
139 CALL GPUIRR_SET_JP(I,XO(1,I),XODOT(1,I),F(1,I),FDOT(1,I),
140 & BODY(I),TO(I))
141 70 CONTINUE
142 !Somp end parallel do
143 CALL GPUNB_CLOSE
144 CALL GPUIRR_CLOSE

```