

On the Generalized Ratio of Uniforms as a Combination of Transformed Rejection and Extended Inverse of Density Sampling

Luca Martino[†], David Luengo[‡], Joaquín Míguez[†]

[†]Department of Signal Theory and Communications, Universidad Carlos III de Madrid.
Avenida de la Universidad 30, 28911 Leganés, Madrid, Spain.

[‡]Department of Circuits and Systems Engineering, Universidad Politécnica de Madrid.
Carretera de Valencia Km. 7, 28031 Madrid, Spain.

E-mail: luca@tsc.uc3m.es, david.luengo@upm.es, jmiguez@tsc.uc3m.es

Abstract

In this work we investigate the relationship among three classical sampling techniques: the inverse of density (Khintchine's theorem), the transformed rejection (TR) and the generalized ratio of uniforms (GRoU). Given a monotonic probability density function (PDF), we show that the transformed area obtained using the generalized ratio of uniforms method can be found equivalently by applying the transformed rejection sampling approach to the inverse function of the target density. Then we provide an extension of the classical inverse of density idea, showing that it is completely equivalent to the GRoU method for monotonic densities. Although we concentrate on monotonic probability density functions (PDFs), we also discuss how the results presented here can be extended to any non-monotonic PDF that can be decomposed into a collection of intervals where it is monotonically increasing or decreasing. In this general case, we show the connections with transformations of certain random variables and the generalized inverse PDF with the GRoU technique. Finally, we also introduce a GRoU technique to handle unbounded target densities.

Index Terms

Transformed rejection sampling; inverse of density method; Khintchine's theorem; generalized ratio of uniforms technique; vertical density representation.

I. INTRODUCTION

Monte Carlo (MC) methods are often used for the implementation of optimal Bayesian estimators in many practical applications, ranging from statistical physics [Rosenbluth and Rosenbluth, 1955, Siepmann and Frenkel, 1992] to nuclear medicine [Ljungberg et al., 1998] and statistical signal processing [Djurić et al., 2003, Martino and Míguez, 2010, Ruanaidh and Fitzgerald, 1996]. Many Monte Carlo techniques have been proposed for solving this kind of problems either sequentially (SMC methods, also known as particle filters), making use of Markov chains (MCMC methods) or otherwise [Fitzgerald, 2001, Gilks et al., 1995, Ruanaidh and Fitzgerald, 1996]. Sampling techniques (see e.g. [Devroye, 1986, Gentle, 2004, Hörmann et al., 2003] for a review) are the core of Monte Carlo simulations, since all of them rely on the efficient generation of samples from some proposal PDF [Liu, 2004, Robert and Casella, 2004]. Many sampling algorithms have been proposed, but the problem of drawing samples efficiently from a generic distribution is far from trivial and many open questions still remain.

In this paper we investigate the relationship between three classical sampling techniques:

- the *inverse-of-density* technique [Devroye, 1986, Khintchine, 1938],
- the *transformed rejection sampling* [von Neumann, 1951, Wallace, 1976], also known as “almost exact inversion” [Devroye, 1986, Chapter 3] and “exact approximation method” [Marsaglia, 1984],
- and the *ratio-of-uniforms* method [Kinderman and Monahan, 1977, Wakefield et al., 1991].

We present new connections among them, useful to design more efficient sampling techniques. Although in the sequel we concentrate mainly on monotonic PDFs, we also discuss the relationships among these techniques in more general cases, especially in the last two sections and the Appendix.

The first method considered, the *inverse-of-density* (IoD) technique [Devroye, 1986, Chapter 4], [Devroye, 1984, Isii, 1958, Jones, 2002, Khintchine, 1938] (often known as *Khintchine’s theorem* [Feller, 1971, pp. 157-159], [Bryson and Johnson, 1982, Chaubey et al., 2010, Jones, 2002, Khintchine, 1938, Olshen and Savage, 1970, Shepp, 1962]), both for monotonic PDFs and for symmetric unimodal PDFs), is a classical sampling technique. Given a monotonic target PDF, $p_0(x) = Kp(x)$ (also denoted often as $p_0(x) \propto p(x)$, omitting the normalization constant, $K > 0$), this method provides a closed-form relationship between the samples from the PDF defined by the unnormalized inverse density, $p^{-1}(y)$, and the desired samples, distributed according to the normalized PDF, $p_0(x)$. Hence, if we are able to draw samples easily from $p^{-1}(y)$, then it is straightforward to generate samples from the target PDF by using the IoD approach. Clearly, the practical applicability of the IoD method depends on the feasibility of drawing samples from the inverse density $p^{-1}(y)$.

The IoD method can be easily extended to non-monotonic densities (see e.g. [Devroye, 1986, Jones, 2002]) both unidimensional and multidimensional [Bryson and Johnson, 1982, de Silva, 1978]. Moreover, the IoD presents several relationships (see e.g. [Jones, 2002]) with *vertical density representation* (VDR) [Fang et al., 2001, Kotz et al., 1997, Kotz and Troutt, 1996, Kozubowski, 2002, Troutt, 1991, 1993, Troutt et al., 2004], especially with the so-called *second type* VDR [Fang et al., 2001] , [Troutt et al., 2004, Chapter 3].

The second tackled method is *transformed rejection sampling* (TRS) [Devroye, 1986, Marsaglia, 1984, Wallace, 1976]. The rejection sampling (RS) is another standard Monte Carlo technique that use a a simpler proposal distribution, $\pi(x)$ to generate samples and, then, to accept or discard them according to a ratio between the target and proposal densities $\frac{p(x)}{L\pi(x)}$ (where $L\pi(x) \geq p(x)$). Hence, the fundamental figure of merit of a rejection sampler is the *mean acceptance rate* (i.e. the expected number of accepted samples out of the total number of proposed candidates).

The most favorable scenario for using the RS algorithm occurs when the unnormalized target PDF, $p(x)$, is bounded with bounded domain. In this case, the proposal PDF $\pi(x)$ can be a uniform density (the easiest possible proposal), and calculating the bound L for the ratio $p(x)/\pi(x)$ is equivalent to finding an upper bound for the unnormalized target PDF, $p(x)$, which is in general a much easier task [Devroye, 1986, Hörmann et al., 2003]. Indeed, in this scenario several sophisticated and efficient acceptance/rejection methods that achieve a high acceptance rate have been devised: adaptive schemes [Gilks and Wild, 1992, Martino and Míguez, 2011a], strips techniques [Hörmann et al., 2003, Chapter 5], [Ahrens, 1993, 1995, Marsaglia and Tsang, 2000], patchwork algorithms [Kemp, 1990, Stadlober and Zechner, 1999], etc.

However, in general the target $p(x)$ can be unbounded or with an infinite support and the choice of a good proposal PDF becomes more critical (see, for instance Martino and Míguez [2011b]). In order to overcome this problem, different methods have been proposed to transform the region corresponding to the area below $p(x)$ into an alternative bounded region. A straightforward solution from a theoretical point of view is the transformed rejection sampling (TRS) [Botts et al., 2011, Hörmann, 1993, Hörmann and Derflinger, 1994, Marsaglia, 1984, Wallace, 1976], which is based on finding a suitable invertible transformation, $f(x) : \mathcal{D}_X \rightarrow \mathcal{D}_Z$, such that the region below $p(x)$ is transformed into an appropriate bounded set. Making use of this transformation we can define a random variable (RV) $Z = f(X)$, with unnormalized PDF $\rho(z) = p(f^{-1}(z)) \times |f^{-1}(z)|$ and $f^{-1}(z)$ denoting the derivative of $f^{-1}(z)$, draw samples $\{z^{(1)}, \dots, z^{(N)}\}$ from $\rho(z)$, and convert them into samples from the target PDF, $\{x^{(1)}, \dots, x^{(N)}\} = \{f^{-1}(z^{(1)}), \dots, f^{-1}(z^{(N)})\}$ by inverting the transformation.

Obviously, attaining a *bounded* PDF $\rho(z)$ requires imposing some restrictions on the transformation

$f(x)$ that depend on the unnormalized target PDF, $p(x)$ [Hörmann and Derflinger, 1994, Wallace, 1976]. Furthermore, the performance of the TRS approach depends critically on a suitable choice of the transformation function, $f(x)$. Indeed, if $f(x)$ is chosen to be similar to the cumulative distribution function (CDF) of the target RV, $F_X(x)$, the PDF of the transformed RV, $\rho(z)$, becomes flatter and closer to a uniform PDF and higher acceptance rates can be achieved. In particular, if $f(x) = F_X(x)$, then $\rho(z)$ is the uniform density in $[0, 1]$, implying that we can easily draw samples from it without any rejection and justifying the fact that this technique is sometimes also called *almost exact inversion method* [Devroye, 1986].

Another approach to work with bounded region is the so-called *ratio-of-uniforms* (RoU) technique [Devroye, 1986, Kinderman and Monahan, 1977] (the third technique that we address here). The RoU ensures that, given a pair of independent RVs, (V, U) , uniformly distributed inside $\mathcal{A}_r = \{(v, u) \in \mathbb{R}^2 : 0 \leq u \leq \sqrt{p(v/u)}\}$, then $x = v/u$ is distributed exactly according to the target PDF, $p_0(x)$. Hence, in the cases of interest (i.e. when the region \mathcal{A}_r is bounded) the RoU provides us with a bidimensional region, \mathcal{A}_r , such that drawing samples from the univariate target density is equivalent to drawing samples uniformly inside \mathcal{A}_r , which can be done efficiently by means of rejection sampling schemes [Luengo and Martino, 2012, Leydold, 2000, 2003, Perez et al., 2008]. Unfortunately the region \mathcal{A}_r provided by RoU is only bounded when the tails of the target density decay faster than $1/x^2$, which is not always fulfilled for the PDFs of interest.

Consequently, several generalizations of the RoU method have been proposed in the literature (see e.g. [Jones and Lunn, 1996, Wakefield et al., 1991] and more related materials that can be found in [Barbu, 1982, Curtiss, 1941, Dieter, 1989, Marsaglia, 1965, Perez et al., 2008, Stefanescu and Vaduva, 1987, Vaduva, 1982]). The most popular of those extensions is the so called *generalized ratio-of-uniforms* (GRoU) [Wakefield et al., 1991], which shows that $x = v/\hat{g}(u)$ is distributed according to the target PDF, $p_0(x)$, when the random vector (V, U) is uniformly distributed inside the region $\mathcal{A}_g = \{(v, u) \in \mathbb{R}^2 : 0 \leq u \leq g^{-1}(cp(v/\hat{g}(u)))\}$, with $c > 0$ being a constant term and $g(u)$ a strictly increasing differentiable function on \mathbb{R}^+ such that $g(0) = 0$.

These two techniques (TRS and GRoU) have been introduced separately in the literature and their connection has not been explored as far as we know. The primary goal of this paper is showing that there is a close relationship between both approaches. Indeed, one of the main results in this work is proving that the transformed region attained using the GRoU technique [Wakefield et al., 1991] can also be obtained applying the transformed rejection approach [Wallace, 1976] to the unnormalized inverse PDF, $p^{-1}(y)$, for monotonic target PDFs, $p_0(x) \propto p(x)$. Moreover, we introduce an *extended* version

of the standard inverse-of-density method [Devroye, 1986, Chapter 4], [Jones, 2002, Khintchine, 1938], which is strictly related to the GRoU method and show that the GRoU sampling technique coincides with this extended version of the inverse-of-density method.

Considering a monotonic unnormalized target PDF, $p(x)$, in this work we show that the region \mathcal{A}_g defined by the GRoU can be obtained transforming an RV Y with unnormalized inverse PDF $p^{-1}(y)$, and that the relationship between the points in this region \mathcal{A}_g and the samples drawn from $p(x)$ is provided by the novel extended version of the IoD method, introduced here. Hence, as a conclusion we can assert that, for monotonic PDFs, the GRoU can be seen as a combination of the transformed rejection sampling method applied to the unnormalized inverse PDF, $p^{-1}(y)$, and an extended inverse-of-density technique. We also investigate the connections among TRS, IoD and GRoU for generic non-monotonic target PDFs. Finally, taking advantage of the previous considerations we introduce a GRoU technique to handle unbounded target distributions.

The rest of the paper is organized as follows. In Section II we provide some important considerations about the notation, we formulate the fundamental theorem of simulation (which is the basis for all the sampling methods discussed), and briefly describe the standard inverse-of-density and rejection sampling techniques, thus providing the background for the rest of the paper. Then, Sections III and IV provide a detailed description of the two sampling methods compared, transformed rejection sampling and the generalized ratio-of-uniforms respectively, focusing on the different possible situations that may be found and particularly on the conditions required for obtaining finite sampling regions. This is followed by Section V, where we introduce an extension of the inverse-of-density method, and Section VI, which provides the main result of the paper: the relationship between the ratio-of-uniforms, transformed rejection and the inverse-of-density methods. Section VII provides some further considerations about the different approaches considered, whereas Section VIII discusses their extension to non-monotonic PDFs. Section IX is devoted to design a GRoU for unbounded distributions, using the previous considerations and observations. Finally, the conclusions and the appendix close the paper.

II. BACKGROUND

A. Important consideration about the notation

In the sequel we always work with proper but unnormalized PDFs, meaning that integrating them over their whole domain results in a finite positive constant, but not necessarily equal to one. As an example, consider the normalized target PDF, $p_0(x) = Kp(x)$, with $K > 0$ denoting the normalization constant. All the subsequent methods will be formulated in terms of $p(x)$, which is the unnormalized target PDF,

since

$$\int_{\mathcal{D}_x} p(x)dx = \frac{1}{K}, \quad (1)$$

with $K > 0$, but $K \neq 1$ in general. Hence, the integral is finite but not necessarily equal to one.

Furthermore, in order to get rid of the normalization constant, we will also work with the unnormalized inverse target PDF, $p^{-1}(y)$, for monotonic target PDFs or its generalized version, $p_G^{-1}(y)$, for non-monotonic PDFs. Note that the normalized inverse target PDF, $p_0^{-1}(y)$, can no longer be obtained from the unnormalized inverse target PDF, $p^{-1}(y)$, simply multiplying by a normalization constant. A scaling of the independent variable, y , must be performed instead in order to attain $p_0^{-1}(y) = p^{-1}(y/K)$. We remark also that $Kp^{-1}(y) \neq p_0^{-1}(y) = p^{-1}(y/K)$, i.e. the normalized version of the unnormalized inverse target PDF will be different from the normalized inverse target PDF in general. This is due to the fact that the support of $p_0^{-1}(y)$ will usually be different from the support of $p^{-1}(y)$, due to the scaling of the independent variable, y , performed on $p^{-1}(y)$ in order to obtain $p_0^{-1}(y)$. Finally, note also that, given a sample y' from $Kp^{-1}(y)$ we can easily obtain samples from the normalized inverse target RV, $p_0^{-1}(y)$, since $y'/K \sim p_0^{-1}(y)$. All these issues are clearly illustrated in the following example.

Example 1: Consider a half Gaussian random variable with the following PDF:

$$p_0(x) = \sqrt{\frac{2}{\pi\sigma^2}} \exp\left(-\frac{x^2}{2\sigma^2}\right), \quad (2)$$

for $0 \leq x < \infty$. The half Gaussian PDF given by (2) is bounded, $0 \leq p_0(x) \leq \sqrt{2/(\pi\sigma^2)}$, with bounded support, $\mathcal{D}_X = \mathbb{R}^+ = [0, \infty)$, and we can easily identify the corresponding unnormalized PDF,

$$p(x) = \exp\left(-\frac{x^2}{2\sigma^2}\right), \quad (3)$$

for $0 \leq x < \infty$, and the normalization constant,

$$K = \sqrt{\frac{2}{\pi\sigma^2}}. \quad (4)$$

The functional inverse of (2) (i.e. the normalized inverse target PDF) is given by

$$p_0^{-1}(y) = \sqrt{\sigma^2 \log \frac{2}{\pi\sigma^2 y^2}}, \quad (5)$$

for $0 < y \leq \sqrt{2/(\pi\sigma^2)}$, and \log indicating the natural logarithm. Note that (5) defines a proper normalized PDF, since $p_0^{-1}(y) \geq 0$ for any value of y and

$$\int_0^{\sqrt{2/(\pi\sigma^2)}} p_0^{-1}(y)dy = 1. \quad (6)$$

Furthermore, it is an unbounded PDF, since $\lim_{y \rightarrow 0} p_0^{-1}(y) = \infty$, but with a bounded support, $\mathcal{D}_Y = (0, \sqrt{2/(\pi\sigma^2)}]$. Similarly, the unnormalized inverse target PDF is given by

$$p^{-1}(y) = \sqrt{-2\sigma^2 \log y}, \quad (7)$$

for $0 < y \leq 1$, which is also a proper unbounded PDF with a bounded support, $\mathcal{D}_Y = (0, 1]$. We note that the normalized version of (7), $Kp^{-1}(y) = 2\sqrt{-\frac{1}{\pi} \log y}$ for $0 < y \leq 1$, is clearly different from the normalized inverse target PDF, $p_0^{-1}(y) = p^{-1}(y/K)$ for $0 < y \leq \sqrt{2/(\pi\sigma^2)}$, given by (5). Finally, we also notice that, given $y' \sim Kp^{-1}(y)$, then $y'/K = y'\sqrt{\pi\sigma^2/2}$ is distributed as $p^{-1}(y/K) = p_0^{-1}(y)$, as discussed before.

In order to conclude this section, it is important to remark that all the discussions and algorithms shown below do not require the knowledge of the normalization constant. Hence, we can work with unnormalized PDFs without any loss of generality, since all the results attained in the sequel can also be formulated using normalized PDFs, although the notation becomes more cumbersome. This is a standard approach, followed not only by the RS and TRS methods, but also by most other standard sampling algorithms, like the RoU or the GROU. Therefore, in the sequel we will use $X \sim p(x)$ and $Y \sim p^{-1}(y)$ to indicate that the PDFs of the RVs X and Y are proportional to the unnormalized target and inverse target RVs, even though $p(x)$ and $p^{-1}(y)$ will not be normalized in general. See the Appendix for a detailed revision of the notation used throughout the paper.

B. Fundamental theorem of simulation

Many Monte Carlo techniques (inverse of density method, rejection sampling, slice sampling, etc.) are based on a simple result, known as the fundamental theorem of simulation, that we enunciate in the sequel.

Theorem 1: Drawing samples from a unidimensional random variable X with probability density function $p_0(x) = Kp(x)$, where $K > 0$ is a constant, is equivalent to sampling uniformly inside the bidimensional region

$$\mathcal{A}_0 = \{(x, y) \in \mathbb{R}^2 : 0 \leq y \leq p(x)\}. \quad (8)$$

Proof 1: Straightforward. See [Robert and Casella, 2004, Chapter 2].

Hence, according to Theorem 1, if the pair of random variables (X, Y) is uniformly distributed inside the region \mathcal{A}_0 , which corresponds to the area below $p(x)$, then the PDF of X is proportional to $p(x)$,

whereas the random variable Y plays the role of an auxiliary variable. Many Monte Carlo techniques make use of this theorem explicitly to simulate jointly the random variables (X, Y) , discarding Y and considering only X , which is a univariate random variable marginally distributed according to the unnormalized target PDF, $p(x)$ [Robert and Casella, 2004]. Figure 1 depicts an example of an unnormalized target PDF, $p(x)$, and the region \mathcal{A}_0 delimited by it. The two methods described in the sequel, inverse of density and rejection sampling, are clear examples of how this simple idea can be applied in practice to design Monte Carlo sampling algorithms.

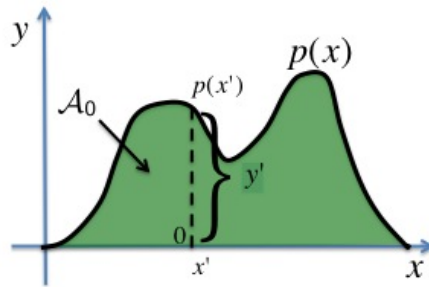


Fig. 1. The region \mathcal{A}_0 corresponding to the area below the unnormalized target PDF, $p(x)$.

C. Inverse of density method for monotone PDFs

In this section we present the inverse of density (IoD) method [Devroye, 1986, Chapter 4], [Jones, 2002], often known as Khintchine's theorem [Feller, 1971, pp. 157-159], [Bryson and Johnson, 1982, de Silva, 1978, Isii, 1958, Khintchine, 1938, Olshen and Savage, 1970], both for monotonic and for symmetric unimodal densities [Chaubey et al., 2010, Shepp, 1962]. Note once more that, although we concentrate here on monotonic PDFs, this result can be easily extended to generic PDFs, as tackled in Section VIII-A and also shown in [Devroye, 1986]. The standard formulation for the IoD method is the following. Let us consider a monotonic unnormalized target PDF, $p(x)$, and denote by $p^{-1}(y)$ the corresponding inverse function of the unnormalized target density.

The fundamental idea underlying the IoD approach is noticing that $p^{-1}(y)$ can also be used to describe \mathcal{A}_0 , as illustrated graphically in Figure 2. Consequently, the region associated to $p(x)$,

$$\mathcal{A}_0 = \{(x, y) \in \mathbb{R}^2 : 0 \leq y \leq p(x)\}, \quad (9)$$

shown in Figure 2(a), can be expressed alternatively in terms of the inverse PDF as

$$\mathcal{A}_0 = \{(y, x) \in \mathbb{R}^2 : 0 \leq x \leq p^{-1}(y)\}, \quad (10)$$

as depicted in Figure 2(b). Therefore, we can proceed in two alternative ways in order to generate samples (x', y') uniformly distributed inside \mathcal{A}_0 :

- 1) Draw first x' from $p(x)$ and then y' uniformly in the interval $[0, p(x')]$, i.e. $y' \sim \mathcal{U}([0, p(x')])$, as shown in Figure 2(a).¹
- 2) Draw first y' from $p^{-1}(y)$ and then x' uniformly in the interval $[0, p^{-1}(y')]$, i.e. $x' \sim \mathcal{U}([0, p^{-1}(y')])$, as shown in Figure 2(b).

Both procedures allow us to generate points (x', y') uniformly distributed inside the region \mathcal{A}_0 . Moreover, from the fundamental theorem of simulation, the first coordinate x' is distributed according to the unnormalized target PDF, $p(x)$, whereas the PDF of the second coordinate y' is proportional to the unnormalized inverse PDF, $p^{-1}(y)$. Hence, the key idea of the inverse of density method is that, whenever we are able to draw samples y' from $p^{-1}(y)$ more easily than samples x' from $p(x)$, we can use the second procedure to generate samples x' from $p(x)$ more efficiently.

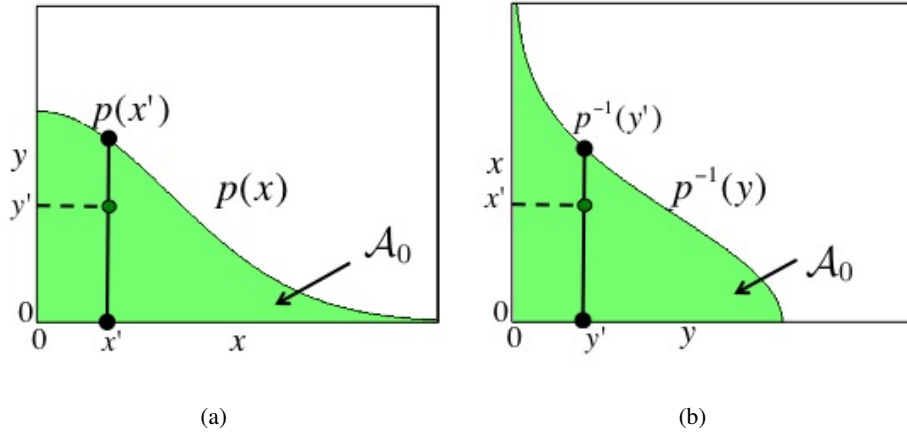


Fig. 2. Two ways of drawing a random point (x', y') uniformly inside the region \mathcal{A}_0 . **(a)** Draw first x' from $p(x)$ and then $y' \sim \mathcal{U}([0, p(x')])$. **(b)** Draw first y' from $p^{-1}(y)$ and then $x' \sim \mathcal{U}([0, p^{-1}(y')])$.

Note that generating a sample x' uniformly inside the interval $[0, a]$, i.e. $x' \sim \mathcal{U}([0, a])$, is equivalent to drawing a sample w' uniformly inside $[0, 1]$ and then multiplying it by a , i.e. $x' = w'a$. Thus, given a known value y' , drawing a sample x' uniformly inside the interval $[0, p^{-1}(y')]$, i.e. $x' \sim \mathcal{U}([0, p^{-1}(y')])$,

¹Noting that the samples y' generated in this way are distributed according to $p^{-1}(y)$, we remark that this method can always be used to generate samples from the generalized unnormalized inverse PDF, $p_G^{-1}(y)$, even when $p(x)$ is non-monotonic. However, in this case the geometric interpretation of this generalized inverse PDF becomes more complicated, since its definition may not be straightforward, as shown in Section VIII.

is equivalent to generating a sample w' uniformly inside $[0, 1]$ and then taking

$$x' = w'p^{-1}(y'), \quad (11)$$

which is the expression frequently provided for the IoD method. We also remark that, for a proper monotonic unnormalized density $p(x)$, $p^{-1}(x)$ is also a proper monotonic unnormalized PDF, obtained simply through functional inversion.

Obviously, the interest in using this technique depends on the feasibility of drawing samples from the unnormalized inverse PDF, $p^{-1}(y)$, more easily than from the unnormalized target PDF, $p(x)$, as already mentioned. The following example shows a practical application where the IoD method provides a clear advantage over the direct generation of a random variable.

Example 2: Assume that we need to draw samples from

$$p_0(x) = p(x) = \sqrt{\log\left(\frac{2}{\pi x^2}\right)}, \quad \text{with } 0 \leq x \leq \sqrt{\frac{2}{\pi}}. \quad (12)$$

Since $p^{-1}(y) = \sqrt{\frac{2}{\pi} \exp(-y^2)} = 2\frac{1}{\sqrt{2\pi}} \exp(-y^2/2)$ is the half Gaussian PDF used in the previous example, we can easily draw y' from $p^{-1}(y)$, then w' from a uniform PDF inside $[0, 1]$, and finally obtain a sample $x' = w'p^{-1}(y')$, which is distributed according to the target PDF, $p(x)$.

Finally, we notice that it is possible to find this method in other forms related to *vertical density representation* in the literature [Fang et al., 2001, Jones, 2002, Khintchine, 1938, Troutt et al., 2004]. Indeed, let us consider a random variable Y which follows a strictly decreasing unnormalized PDF, $p^{-1}(y)$. Then, the random variable $\tilde{U} = p^{-1}(Y)$ is distributed as

$$q(\tilde{u}) = -p^{-1}(p(\tilde{u})) \frac{dp(\tilde{u})}{d\tilde{u}} = -\tilde{u} \frac{dp(\tilde{u})}{d\tilde{u}}, \quad (13)$$

and this unnormalized PDF, $q(\tilde{u})$, is called the *vertical density* w.r.t. $p^{-1}(y)$. Making use of this result, the inverse of density method, summarized by equation (11), can be expressed alternatively in this way: given $w' \sim \mathcal{U}([0, 1])$ and $\tilde{u}' \sim q(\tilde{u})$, then the sample

$$x' = w'\tilde{u}' = w'p^{-1}(y'), \quad (14)$$

is distributed as $p(x)$ provided that y' is a sample from $p^{-1}(y)$. The relationship in Eq. (14) is usually known as Khintchine's theorem.

D. Rejection sampling

Another technique that clearly applies the simple idea exposed in Section II-B is rejection sampling. Rejection sampling (RS) is a universal method for drawing independent samples from an unnormalized

target density, $p(x)$, known up to a proportionality constant $K > 0$. Let $\pi(x)$ be a (possibly unnormalized) proposal PDF and L an upper bound for the ratio $p(x)/\pi(x)$, i.e.

$$L \geq \frac{p(x)}{\pi(x)}. \quad (15)$$

RS works by generating samples from the proposal PDF, $\pi(x)$, and accepting or rejecting them on the basis of this ratio. The standard RS algorithm can be outlined as follows.

- 1) Draw $x' \sim \pi(x)$ and $w' \sim \mathcal{U}([0, 1])$.
- 2) If $w' \leq \frac{p(x')}{L\pi(x')}$, then x' is accepted. Otherwise, x' is discarded.
- 3) Repeat steps 1–2 until as many samples as required have been obtained from the target PDF.

Alternatively, the procedure undertaken by the RS method can also be summarized in the following equivalent way that remarks its close connection to the fundamental theorem of simulation.

- 1) Draw x' from $\pi(x)$.
- 2) Generate y' uniformly inside the interval $[0, L\pi(x')]$, i.e. $y' \sim \mathcal{U}([0, L\pi(x')])$.
- 3) If the point (x', y') belongs to \mathcal{A}_0 , the region corresponding to the area below the unnormalized target PDF $p(x)$ as defined by (8), the sample x' is accepted.
- 4) Otherwise, i.e. whenever the point (x', y') falls inside the region located between the functions $L\pi(x)$ and $p(x)$, the sample x' is rejected.
- 5) Repeat steps 1–4 until as many samples as required have been obtained from the target PDF.

Figure 3 provides a graphical representation of the rejection sampling technique. Here, the green region corresponds to \mathcal{A}_0 as defined by (8), the region associated to the target PDF inside which we want to sample uniformly (i.e. the *acceptance region*), whereas the red region indicates the region located between the functions $L\pi(x)$ and $p(x)$, where we do not want our samples to lie (i.e. the *rejection region*). Defining

$$\mathcal{A}_\pi = \{(x, y) \in \mathbb{R}^2 : 0 \leq y \leq L\pi(x)\}, \quad (16)$$

this rejection or exclusion region is given by the set-theoretic difference or relative complement of \mathcal{A}_0 inside \mathcal{A}_π :

$$\mathcal{A}_0^c = \mathcal{A}_\pi \setminus \mathcal{A}_0 = \{(x, y) \in \mathbb{R}^2 : p(x) < y \leq L\pi(x)\}. \quad (17)$$

Now, the RS algorithm proceeds by drawing first a sample from the proposal PDF, $x' \sim \pi(x)$, and then a second sample from a uniform distribution, $y' \sim \mathcal{U}([0, L\pi(x')])$. If the point (x', y') belongs to \mathcal{A}_0 (green region), as it happens for the point indicated by a filled dark green circle in Figure 3, the sample x' is accepted. Otherwise, whenever the point (x', y') belongs to \mathcal{A}_0^c (red region), as it happens for the point

indicated by a filled dark red circle in Figure 3, it is discarded. Note that, since $y' \sim \mathcal{U}([0, L\pi(x')])$ can be expressed alternatively as $y' = L\pi(x')w'$ with $w' \sim \mathcal{U}([0, 1])$, the previous conditions are equivalent to accepting x' whenever $y' = L\pi(x')w' \leq p(x')$, which happens if and only if (x', y') belongs to the green region, and rejecting x' otherwise, i.e. whenever $y' = L\pi(x')w' > p(x')$, which happens if and only if (x', y') belongs to the red region. This is equivalent to the condition shown in step 2 of the first formulation, demonstrating the equivalence between both descriptions of the RS algorithm.

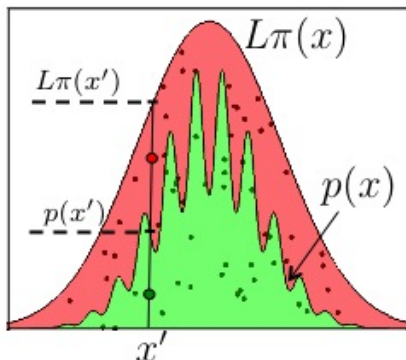


Fig. 3. Graphical description of the RS procedure. The green region corresponds to the acceptance region \mathcal{A}_0 , as defined by (8), whereas the red region indicates the rejection region, \mathcal{A}_0^c , located between the functions $L\pi(x)$ and $p(x)$, as defined by (17), and x' denotes a sample drawn from the proposal PDF, $\pi(x)$, for the two possible situations that can occur: $x' \in \mathcal{A}_0$ (filled dark green circle) and $x' \in \mathcal{A}_0^c$ (filled dark red circle).

The fundamental figure of merit of a rejection sampler is the *mean acceptance rate*, i.e. the expected number of accepted samples out of the total number of proposed candidates, which is given by

$$P_a = \frac{|\mathcal{A}_0|}{|\mathcal{A}_\pi|} = \frac{|\mathcal{A}_0|}{|\mathcal{A}_0| + |\mathcal{A}_0^c|} = 1 - \frac{|\mathcal{A}_0^c|}{|\mathcal{A}_\pi|}, \quad (18)$$

where $|\mathcal{C}|$ denotes the Lebesgue measure of set \mathcal{C} , and the last two expressions arise from the fact that, since $\mathcal{A}_\pi = \mathcal{A}_0 \cup \mathcal{A}_0^c$ and $\mathcal{A}_0 \cap \mathcal{A}_0^c = \emptyset$, then $|\mathcal{A}_\pi| = |\mathcal{A}_0| + |\mathcal{A}_0^c|$. Hence, from (18) we notice that finding a tight overbounding function $L\pi(x)$ as close as possible to $p(x)$, i.e. making $|\mathcal{A}_0^c|$ as small as possible, is crucial for the good performance of a rejection sampling algorithm.

The most favourable scenario to use the RS algorithm occurs when $p(x)$ is bounded with bounded domain. In this case, the proposal PDF, $\pi(x)$, can be chosen as a uniform density (the easiest possible proposal), and the calculation of the bound L for the ratio $p(x)/\pi(x)$ is converted into the problem of finding an upper bound for the unnormalized target PDF, $p(x)$, which is in general a much easier task. Indeed, in this scenario the performance of the rejection sampler can be easily improved using adaptive

schemes [Gilks and Wild, 1992, Martino and Míguez, 2011a] or strip methods [Hörmann et al., 2003, Chapter 5], [Ahrens, 1993, 1995, Devroye, 1984, Hörmann, 2002, Marsaglia and Tsang, 2000] among other techniques. Unfortunately, when $p(x)$ is unbounded or its domain is infinite, the proposal $\pi(x)$ cannot be a uniform density and, in general, it is not straightforward to design a good proposal PDF (i.e. a proposal from which samples can be easily drawn and with a shape as close as possible to the shape of the target PDF) inside an infinite domain [Devroye, 1986, Görür and Teh, 2011, Hörmann et al., 2003, Martino and Míguez, 2011b].

Figure 4 illustrates the three possible cases considered in the sequel: bounded PDF with an infinite support, Figure 4(a), unbounded PDF with a finite support, Figure 4(b), and bounded PDF with a finite support, Figure 4(c). In fact, there exists a fourth possible scenario: an unbounded PDF with an infinite support. However, since we can consider this case as a combination of the first two cases shown in Figure 4(a) and Figure 4(b), it will only be briefly discussed. The next two sections are devoted to describing methods that deal with these problematic situations by transforming $p(x)$ and embedding it inside a finite region. First, Section III describes the transformed rejection (TR) sampling approach, and then Section IV describes the generalized ratio of uniforms (GRoU) technique.

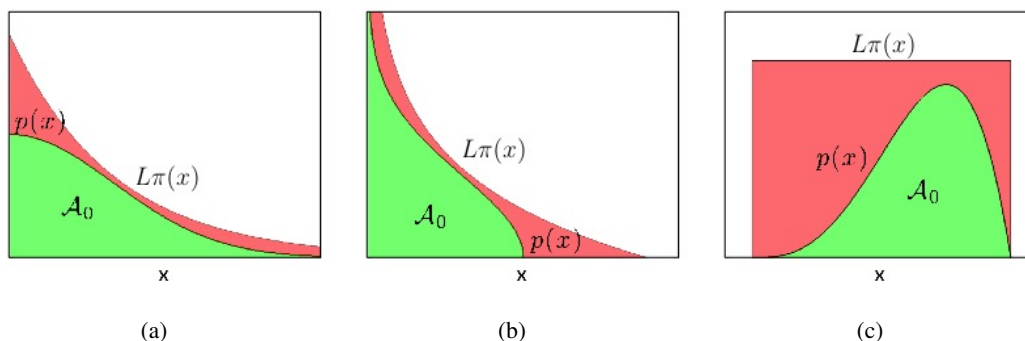


Fig. 4. Three possible cases of unnormalized target density, $p(x)$, with three possible overbounding functions $L\pi(x)$: **(a)** bounded with infinite domain, **(b)** unbounded inside a finite domain and **(c)** bounded with a finite domain. Only in the last case it is possible to use a uniform distribution as a proposal PDF, $\pi(x)$.

III. TRANSFORMED REJECTION METHOD

As already discussed in Section II-D, the simplest scenario for the RS algorithm occurs when the target density is bounded with bounded support, since a uniform PDF can be used as proposal density, as suggested by several authors (see e.g. [Botts et al., 2011, Devroye, 1986, Hörmann, 1993, Hörmann and Derflinger, 1994, Marsaglia, 1984, Wallace, 1976]). Therefore, an interesting and very active line of

research is trying to find a suitable invertible transformation of the target RV that allows us to apply RS to a bounded PDF defined inside a finite domain, where we can use the uniform or some other simple proposal. Namely, our goal is finding a transformation that converts a PDF of the type displayed in Figure 4(a) or Figure 4(b) into a PDF of the type depicted in Figure 4(c).

Conceptually, we can distinguish two cases: a bounded target PDF defined inside an unbounded domain, as in Figure 4(a), and an unbounded target PDF with bounded support, as in Figure 4(b). The third case, unbounded target PDF with unbounded support, can be dealt with as a combination of the other two cases. Moreover, we can tackle the problem by applying a transformation directly to an RV distributed according to the target PDF, $X \sim p(x)$, or to an RV that follows the inverse target PDF, $Y \sim p^{-1}(y)$. Hence, taking into account all the possibilities, in the sequel we have to consider six different situations:

- A. Applying a suitable invertible transformation to an RV $X \sim p(x)$, obtaining $Z = f(X) \sim \rho(z)$.
 - 1) When $p(x)$ is bounded with unbounded domain.
 - 2) When $p(x)$ is unbounded but has a finite support.
 - 3) When $p(x)$ is unbounded and with an infinite support.
- B. Applying an appropriate invertible transformation to an RV $Y \sim p^{-1}(y)$, obtaining $\tilde{U} = h(Y) \sim q(\tilde{u})$.
 - 1) When $p(x)$ is bounded with unbounded domain, implying that $p^{-1}(y)$ is unbounded but with bounded support.
 - 2) When $p(x)$ is unbounded but has a finite support, implying that $p^{-1}(y)$ is bounded but has an infinite support.
 - 3) When both $p(x)$ and $p^{-1}(y)$ are unbounded and with an infinite support.

Finally, before discussing in detail all these cases, it is important to remark that we can always generate samples distributed according to the target PDF from samples of the transformed RVs. On the one hand, when an invertible transformation $Z = f(X)$ is applied directly to the target RV, $X \sim p(x)$, the transformed RV follows an unnormalized PDF $\rho(z) = p(f^{-1}(z))|\dot{f}^{-1}(z)|$, and, given a sample z' from $\rho(z)$, then $x' = f^{-1}(z')$ is clearly distributed as $p_0(x) \propto p(x)$. On the other hand, if the invertible transformation $\tilde{U} = h(Y)$ is applied instead to the inverse target RV, $Y \sim p^{-1}(y)$, then the resulting RV \tilde{U} follows an unnormalized PDF $q(\tilde{u}) = p^{-1}(h^{-1}(\tilde{u}))|\dot{h}^{-1}(\tilde{u})|$. Unfortunately, the relationship between samples \tilde{u}' from $q(\tilde{u})$ and samples x' from $p_0(x) \propto p(x)$ is not trivial, but can still be found and exploited to obtain samples from the target PDF, as shown in Section V.

A. Transformation of the target random variable X

In this section we look for suitable transformations, $f(x)$, applied directly to the target RV, $X \sim p_0(x) \propto p(x)$, such that the resulting RV, $Z = f(X) \sim \rho(z)$ is bounded with bounded support. In the sequel we will consider, without loss of generality, that $f(x)$ is a class C^1 monotonic (either increasing or decreasing) function inside the range of interest (i.e. inside the domain of the target RV X , \mathcal{D}_X).² This implies that $f(x)$ is invertible, and its inverse, $f^{-1}(z)$, is also a class C^1 monotonic function inside the range of interest (the domain of the transformed RV Z , $\mathcal{D}_Z = \langle 0, 1 \rangle$, in this case). Finally, regarding the unnormalized target PDF, $p(x)$, we do not make any assumption (e.g. we do not require that $p(x)$ is neither monotonic nor continuous) and consider a domain $\mathcal{D}_X = \mathbb{R}$ for PDFs with unbounded support (cases 1 and 3) and $\mathcal{D}_X = \langle a, b \rangle$, with $a, b \in \mathbb{R}$ and $a < b$, for PDFs with bounded support (case 2).

1) *Bounded target PDF $p(x)$ with unbounded support*: When the target PDF is bounded with unbounded domain and the transformation is applied directly to the target RV X , the sampling technique obtained is known in the literature as the *transformed rejection method*, due to [Botts et al., 2011, Hörmann, 1993, Hörmann and Derflinger, 1994, Wallace, 1976]. However, this approach is also called the *almost exact inversion method* in [Devroye, 1986, Chapters 3] and the *exact approximation method* in [Marsaglia, 1984], remarking its close relationship with the inversion method [Devroye, 1986, Chapter 2], as explained later.

Let $p(x)$ be a bounded density with unbounded support, $\mathcal{D}_X = \mathbb{R}$, and let us consider a class C^1 monotonic transformation, $f : \mathbb{R} \rightarrow \langle 0, 1 \rangle$. If X is an RV with unnormalized PDF $p(x)$, then the transformed random variable $Z = f(X)$ has an unnormalized density

$$\rho(z) = p(f^{-1}(z)) \left| \frac{df^{-1}(z)}{dz} \right| = p(f^{-1}(z)) |f^{-1}(z)|, \quad \text{for } z \in \langle 0, 1 \rangle, \quad (19)$$

where $f^{-1}(z)$ is the inverse function of $f(x)$. Thus, the key idea in [Wallace, 1976] is using an RS algorithm to draw samples from $\rho(z)$ and then generating samples from the target PDF by inverting the transformation $f(x)$, i.e. drawing $z' \sim \rho(z)$ and then taking $x' = f^{-1}(z')$. By choosing an adequate transformation $f(x)$, such that $\rho(z)$ is also bounded, this strategy allows the proposal PDF, $\pi(x)$, to be a uniform density, as in Figure 4(c).

²A function $f(x)$ is said to be of class C^1 if it is *continuously differentiable*, i.e. if $f(x)$ is continuous, differentiable, and its derivative, $\dot{f}(x)$, is also a continuous function.

Obviously, the domain of $\rho(z)$, $\mathcal{D}_Z = \langle 0, 1 \rangle$, is bounded. However, in general the density $\rho(z)$ can be unbounded, i.e. it may have vertical asymptotes, depending on the choice of the transformation $f(x)$. Indeed, taking a closer look at (19) we notice that, although the first term $p(f^{-1}(z))$ is bounded (since $p_0(x)$ is assumed to be bounded), the second term, $|f^{-1}(z)|$, is unbounded in general, since

$$\lim_{z \rightarrow 0} \left| \frac{df^{-1}(z)}{dz} \right| = \lim_{z \rightarrow 1} \left| \frac{df^{-1}(z)}{dz} \right| = \infty. \quad (20)$$

This is due to the fact that $f(x)$ must have horizontal asymptotes, since it is a monotonic continuous function that converts the infinite support of $p(x)$, \mathcal{D}_X , into a finite domain, $\mathcal{D}_Z = \langle 0, 1 \rangle$. Consequently, $f^{-1}(z)$ must have vertical asymptotes at the extreme points of \mathcal{D}_Z , implying that the limits in (20) diverge to infinity. Figure 5 illustrates this situation, showing an example of a non-monotonic unnormalized target PDF with support $\mathcal{D}_X = \mathbb{R}$ and two examples of possible transformations $f(x)$ and $f^{-1}(z)$ (strictly increasing and decreasing respectively), where the asymptotes can be clearly appreciated.

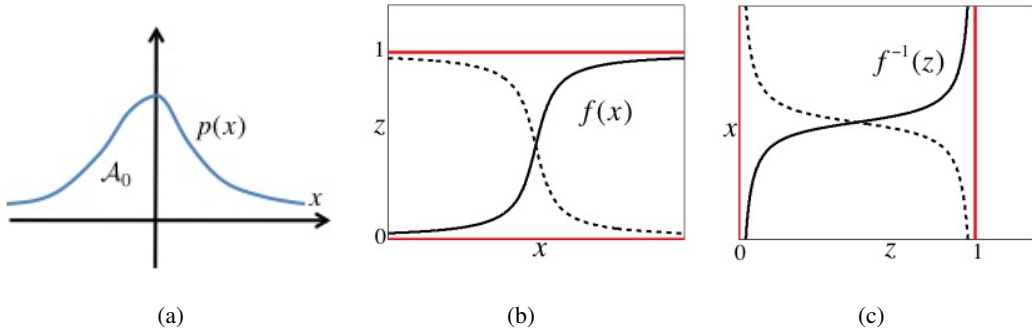


Fig. 5. (a) A bounded target PDF $p(x)$ with an unbounded domain $\mathcal{D}_X = \mathbb{R}$. (b) Two possible examples, monotonically increasing (solid line) and monotonically decreasing (dashed line), of the transformation $f(x)$ with horizontal asymptotes at $x = 0$ and $x = 1$. (c) The corresponding inverse transformations $f^{-1}(z)$ with vertical asymptotes at $z = 0$ and $z = 1$.

Hence, as a conclusion, it is clear from (19) and (20) that the unnormalized density $\rho(z)$ resulting from the transformation $f(x)$ remains bounded when the tails of $p(x)$ decay to zero quickly enough, namely, faster than the derivative $\frac{df^{-1}(z)}{dz} = \left(\frac{df(x)}{dx} \right)^{-1}$ diverges when $z \rightarrow z^* \in \{0, 1\}$ (or equivalently, when $x \rightarrow f^{-1}(z^*) = \pm\infty$). More formally, let us note that the limit of interest can be expressed as

$$L_1 = \lim_{z \rightarrow z^*} \rho(z) = \lim_{z \rightarrow z^*} p(f^{-1}(z)) |f^{-1}(z)| = \lim_{z \rightarrow z^*} \frac{p(f^{-1}(z))}{|f(x)|_{x=f^{-1}(z)}} = \lim_{x \rightarrow f^{-1}(z^*)} \frac{p(x)}{|f(x)|}, \quad (21)$$

for $z^* \in \{0, 1\}$, with both $p(f^{-1}(z))$ and $|f(x)|_{x=f^{-1}(z)}$ tending to zero as $z \rightarrow z^*$. Hence, this limit will be finite if and only if $p(f^{-1}(z))$ is an infinitesimal of the same or higher order than $|f(x)|_{x=f^{-1}(z)}$

at $z = z^*$. Alternatively, using the last expression of the limit, L_1 will be finite if and only if $p(x)$ is an infinitesimal of the same or higher order than $|\dot{f}(x)|$ at $x = f^{-1}(z^*) = \pm\infty$.

We also remark that $f^{-1}(z)$ has vertical asymptotes at both extreme points of \mathcal{D}_Z because the support considered for the target RV X , \mathcal{D}_X , is a bi-infinite interval (i.e. it extends towards infinity in both directions). If the support of X is a semi-infinite interval in \mathbb{R} (i.e. an interval that extends towards infinity only in one direction, e.g. $\mathcal{D}_X = \mathbb{R}^+$ or $\mathcal{D}_X = \mathbb{R}^-$), then $f^{-1}(z)$ only has one vertical asymptote either at $z = 0$ or at $z = 1$, depending on the open end of the interval and on whether $f(x)$ is increasing or decreasing. However, by focusing on the single asymptote of $f^{-1}(z)$, the discussion performed above remains valid.

Finally, it is also important to realize that better acceptance rates can be obtained by a suitable choice of the transformation function $f(x)$. Indeed, when $f(x)$ is similar to the unnormalized CDF, $F_X(x)$, the PDF $\rho(z)$ becomes flatter and closer to a uniform density, so that the acceptance rate using a uniform proposal, $\pi(z) = \mathcal{U}(\mathcal{D}_Z)$, is improved. In fact, if $f(x)$ is exactly equal to the unnormalized CDF of X , i.e. $f(x) = F_X(x)$, then $\rho(z)$ is the uniform density inside the interval $\mathcal{D}_Z = [0, 1]$. For this reason, this technique is also termed *almost exact inversion method* by some authors (see e.g. [Devroye, 1986]).

2) *Unbounded target PDF $p(x)$ with bounded support*: A similar methodology can also be applied when the target PDF, $p(x)$, is unbounded but has a bounded support, $\mathcal{D}_X = \langle a, b \rangle$. In this case, using again a class C^1 monotonic transformation, $f : \langle a, b \rangle \rightarrow \langle 0, 1 \rangle$, we can also transform $p(x)$ into a bounded density with bounded domain, $\mathcal{D}_Z = \langle 0, 1 \rangle$. For ease of exposition, and without loss of generality, let us assume that $p(x)$ has only one vertical asymptote at $x = x^*$, i.e. $0 \leq p(x) < \infty$ for $x \neq x^*$ and $\lim_{x \rightarrow x^*} p(x) = \infty$, as illustrated in Figure 4(b), where $x^* = a$.³ Now, let us consider a target RV X with PDF $p(x)$ and $Z = f(X)$. We already know that the unnormalized density of Z is given by

$$\rho(z) = p(f^{-1}(z)) |\dot{f}^{-1}(z)|, \quad \text{for } z \in \langle 0, 1 \rangle. \quad (22)$$

Unfortunately, although $|\dot{f}^{-1}(z)|$ is bounded (since $f^{-1}(z)$ is a class C^1 function), $\rho(z)$ is unbounded in general, as the first term diverges, i.e.

$$\lim_{z \rightarrow f(x^*)} p(f^{-1}(z)) = \lim_{x \rightarrow x^*} p(x) = \infty. \quad (23)$$

³In many cases, the vertical asymptote of $p(x)$ is located at one of the extreme points of the support. Hence, for a monotonically decreasing target PDF with support $\mathcal{D}_X = (a, b]$ we will typically have $x^* = a$, as shown in Figure 4(b).

Following a similar line of reasoning as in the previous section, we notice that now the limit of interest is given by

$$L_2 = \lim_{z \rightarrow f(x^*)} \rho(z) = \lim_{z \rightarrow f(x^*)} p(f^{-1}(z)) |\dot{f}^{-1}(z)| = \lim_{x \rightarrow x^*} p(x) |\dot{f}^{-1}(z)|_{z=f(x)} = \lim_{x \rightarrow x^*} \frac{p(x)}{|\dot{f}(x)|}. \quad (24)$$

Thus, since $p(x) \rightarrow \infty$ when $x \rightarrow x^*$, a necessary condition for obtaining $L_2 < \infty$ is having $|\dot{f}^{-1}(z)|_{z=f(x)} \rightarrow 0$, or equivalently $|\dot{f}(x)| \rightarrow \infty$, when $x \rightarrow x^*$. However, this condition is not sufficient for ensuring that (24) is bounded. Focusing on the last expression of this limit, we notice that L_2 will be finite if and only if $1/|\dot{f}(x)|$ is an infinitesimal of equal or higher order than $1/p(x)$ at $x = x^*$.

Figure 6 shows an example of an unbounded target PDF, $p(x)$, with a bounded support, $\mathcal{D}_X = (a, b]$, as well as an adequate transformation $f(x)$ that allows us to achieve a bounded unnormalized transformed PDF, $\rho(z)$. Finally, let us remark that, for a more general unnormalized target PDF, $p(x)$, with several

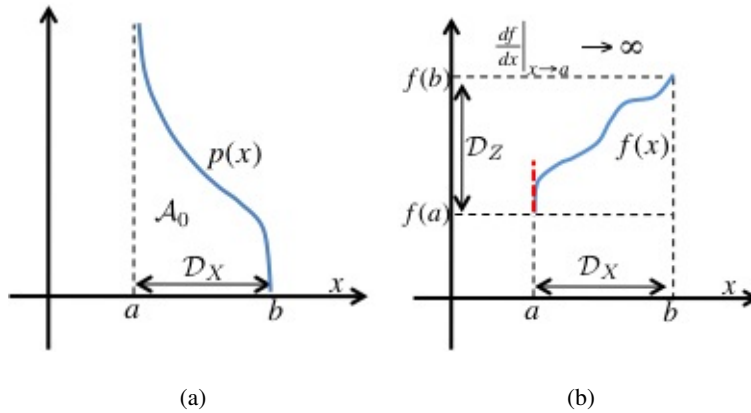


Fig. 6. **a)** Example of an unbounded target PDF, $p(x)$, with a bounded support $\mathcal{D}_X = (a, b]$. **b)** Example of a suitable increasing transformation $f(x)$ fulfilling that $\dot{f}(x) \rightarrow \infty$ when $x \rightarrow x^* = a$ faster than $p(x)$.

vertical asymptotes located at $x^* \in \mathcal{X}^*$, the same restrictions apply. Indeed, $\rho(z)$ will be finite if and only if $1/|\dot{f}(x)|$ is an infinitesimal of equal or higher order than $1/p(x)$ at all $x = x^* \in \mathcal{X}^*$.

3) *Unbounded target PDF $p(x)$ with unbounded support:* Combining the reasoning followed in the previous two subsections, it is straightforward to see that the necessary and sufficient conditions for obtaining a bounded PDF, $\rho(z)$, when the target PDF, $p(x)$, is unbounded and has an unbounded support, are:

- 1) The target PDF, $p(x)$, must be an infinitesimal of the same or higher order than $|\dot{f}(x)|$ at $x = f^{-1}(z^*)$ for all $z^* \in \mathcal{Z}^*$ and \mathcal{Z}^* denoting the set of vertical asymptotes of $f^{-1}(z)$.
- 2) $1/|\dot{f}(x)|$ must be an infinitesimal of the same or higher order than $1/p(x)$ at $x = x^*$ for all $x^* \in \mathcal{X}^*$ and \mathcal{X}^* denoting the set of vertical asymptotes of $p(x)$.

B. Transformation of the inverse target random variable Y

In this section we perform the complementary study of the one shown in Section III-A, analyzing suitable transformations, $h(y)$, applied to the unnormalized inverse target RV, $Y \sim p^{-1}(y)$, such that the resulting RV, $\tilde{U} = h(Y) \sim q(\tilde{u})$ is bounded with bounded support. With respect to the transformations we will consider the same restrictions as in the previous section: $h(y)$ belongs to the set of class C^1 monotonic functions inside the range of interest (i.e. inside the domain of Y , \mathcal{D}_Y). Once more, this means that $h(y)$ is invertible, and its inverse, $h^{-1}(\tilde{u})$, is also a class C^1 monotonic function inside the range of interest: the domain of the transformed RV \tilde{U} , $\mathcal{D}_{\tilde{U}} = \langle 0, 1 \rangle$. Finally, regarding the unnormalized target PDF, $p(x)$, now we assume, without loss of generality, that it is monotonic and strictly decreasing with a domain $\mathcal{D}_X = \mathbb{R}^+$ for target PDFs with unbounded support (cases 1 and 3) and $\mathcal{D}_X = (0, b]$ for PDFs with bounded support (case 2).⁴ This ensures that $p(x)$ is invertible and $p^{-1}(y)$ is also a well-defined monotonic and strictly decreasing PDF,⁵ with a domain $\mathcal{D}_Y = \mathbb{R}^+$ for unbounded target PDFs (cases 2 and 3) and $\mathcal{D}_Y = (0, 1]$ for bounded target PDFs (case 1).⁶

1) *Bounded target PDF $p(x)$ with unbounded support:* Let us consider a monotonically decreasing and bounded unnormalized target PDF, $p(x)$, with unbounded support, $\mathcal{D}_X = \mathbb{R}^+$, such that $p(0) = 1$ and $p(x) \rightarrow 0$ when $x \rightarrow \infty$. This implies that the unnormalized inverse target PDF, $p^{-1}(y)$, is unbounded, but with bounded support, $\mathcal{D}_Y = (0, 1]$. Let us consider another RV, $\tilde{U} = h(Y)$ with $Y \sim p^{-1}(y)$, obtained applying a monotonic transformation, $h(y)$, bounded inside the domain of Y , $h : (0, 1] \rightarrow \langle 0, 1 \rangle$. The unnormalized density of \tilde{U} is then given by

$$q(\tilde{u}) = p^{-1}(h^{-1}(\tilde{u})) | \dot{h}^{-1}(\tilde{u}) | \quad \text{for } \tilde{u} \in \langle 0, 1 \rangle. \quad (25)$$

Now, since $p^{-1}(y)$ is unbounded when $y \rightarrow y^* = 0$, in order to obtain a bounded PDF, $q(\tilde{u})$, a necessary condition is

$$\lim_{\tilde{u} \rightarrow h(y^*)} | \dot{h}^{-1}(\tilde{u}) | = \lim_{y \rightarrow y^*=0} | \dot{h}(y) |^{-1} = 0. \quad (26)$$

⁴The same conclusions can be obtained using a monotonically decreasing target PDF. However, since monotonically decreasing PDFs are more frequently used, we have chosen to work with this class of PDFs.

⁵The discussion performed in the sequel can be extended to non-monotonic PDFs. However, in this case we must work with the generalized inverse PDF, $p_G^{-1}(y)$, which may be difficult to define in some cases. Thus, for the sake of simplicity we focus on monotonic PDFs here, leaving the discussions related to non-monotonic PDFs for Section VIII.

⁶Note that using $\mathcal{D}_Y = (0, 1]$ implies assuming that the normalization constant, K , is chosen in such a way that $p(0) = 1$ and $p(x) \rightarrow 0$ when $x \rightarrow \infty$.

However, as it happened in Section III-A2, this is not a sufficient condition. Once more, focusing on the limit of interest in this case,

$$L_3 = \lim_{\tilde{u} \rightarrow h(y^*)} q(\tilde{u}) = \lim_{\tilde{u} \rightarrow h(y^*)} p^{-1}(h^{-1}(\tilde{u})) |\dot{h}^{-1}(\tilde{u})| = \lim_{\tilde{u} \rightarrow h(y^*)} \frac{p^{-1}(h^{-1}(\tilde{u}))}{|\dot{h}(y)|_{y=h^{-1}(\tilde{u})}} = \lim_{y \rightarrow y^*=0} \frac{p^{-1}(y)}{|\dot{h}(y)|}, \quad (27)$$

we realize that a necessary and sufficient condition is that $1/|\dot{h}(y)|$ is an infinitesimal of equal or higher order than $1/p^{-1}(y)$ at $y = y^* = 0$.

2) *Unbounded target PDF $p(x)$ with bounded support:* Here we consider the complementary case of the one discussed in the previous section: an unbounded monotonically decreasing unnormalized target PDF, $p(x)$, with a vertical asymptote at $x = x^* = 0$ (i.e. $\lim_{x \rightarrow x^*=0} p(x) = \infty$), but bounded support, $\mathcal{D}_X = (0, b]$. Hence, the unnormalized inverse target PDF, $p^{-1}(y)$, is monotonically decreasing and bounded ($0 < p^{-1}(y) \leq b$), but has an unbounded support, $\mathcal{D}_Y = \mathbb{R}^+$. Now, considering another RV, $\tilde{U} = h(Y)$ with $Y \sim p^{-1}(y)$, obtained applying a continuous and monotonic (either increasing or decreasing) transformation, $h : \mathbb{R}^+ \rightarrow \langle 0, 1 \rangle$, to the unnormalized inverse target RV, \tilde{U} has an unnormalized PDF

$$q(\tilde{u}) = p^{-1}(h^{-1}(\tilde{u})) |\dot{h}^{-1}(\tilde{u})| \quad \text{for } \tilde{u} \in \langle 0, 1 \rangle. \quad (28)$$

Again, although the first term, $p^{-1}(h^{-1}(\tilde{u}))$, is bounded (as $p^{-1}(y)$ is bounded), this PDF may be unbounded, since the second term will be unbounded in general. Indeed, since $h(y)$ transforms an infinite domain, $\mathcal{D}_Y = \mathbb{R}^+$, into a finite domain, $\mathbb{D}_{\tilde{U}} = \langle 0, 1 \rangle$, it must reach a horizontal asymptote when $y \rightarrow \infty$. This results in a vertical asymptote for $h^{-1}(\tilde{u})$ either at $\tilde{u} = \tilde{u}^* = 1$ (when $h^{-1}(\tilde{u})$ is increasing) or at $\tilde{u} = \tilde{u}^* = 0$ (when $h^{-1}(\tilde{u})$ is decreasing), implying that

$$\lim_{\tilde{u} \rightarrow \tilde{u}^*} |\dot{h}^{-1}(\tilde{u})| = \lim_{y \rightarrow h^{-1}(\tilde{u}^*)} |\dot{h}(y)|^{-1} = \infty. \quad (29)$$

The limit of interest in this case is given by

$$L_4 = \lim_{\tilde{u} \rightarrow \tilde{u}^*} q(\tilde{u}) = \lim_{\tilde{u} \rightarrow \tilde{u}^*} p^{-1}(h^{-1}(\tilde{u})) |\dot{h}^{-1}(\tilde{u})| = \lim_{\tilde{u} \rightarrow \tilde{u}^*} \frac{p^{-1}(h^{-1}(\tilde{u}))}{|\dot{h}(y)|_{y=h^{-1}(\tilde{u})}} = \lim_{y \rightarrow h^{-1}(\tilde{u}^*)} \frac{p^{-1}(y)}{|\dot{h}(y)|}, \quad (30)$$

Therefore, a necessary and sufficient condition for having $L_4 < \infty$ is that $p^{-1}(y)$ is an infinitesimal of equal or higher order than $|\dot{h}(y)|$ at $y = h^{-1}(\tilde{u}^*)$.

3) *Unbounded target PDF $p(x)$ with unbounded support:* In the more general case ($p(x)$ unbounded and with infinite support, $\mathcal{D}_X = \mathbb{R}^+$), combining the results obtained in the previous two subsections, it can be easily demonstrated that the PDF of the transformed RV \tilde{U} , $q(\tilde{u})$, will be bounded if and only if:

- 1) The unnormalized inverse target PDF, $p^{-1}(y)$, is an infinitesimal of the same or higher order than $|\dot{h}(y)|$ at $y = h^{-1}(\tilde{u}^*)$ for all $\tilde{u}^* \in \tilde{\mathcal{U}}^*$ and $\tilde{\mathcal{U}}^*$ denoting the set of vertical asymptotes of $h^{-1}(\tilde{u})$.

- 2) $1/|\dot{h}(y)|$ is an infinitesimal of the same or higher order than $1/p^{-1}(y)$ at $y = y^*$ for all $y^* \in \mathcal{Y}^*$ and \mathcal{Y}^* denoting the set of vertical asymptotes of $p^{-1}(y)$.

C. Summary of the conditions for all the possible cases

Table I summarizes all the possible cases considered in the previous subsections, showing the restrictions imposed both on the transformation ($f(x)$ or $h(y)$) and the target PDF ($p(x)$ or $p^{-1}(y)$), the vertical asymptotes (again both for the transformation and the target PDF) and the conditions required for attaining a bounded transformed PDF, either $\rho(z)$ as given by (19) or (22) for $Z = f(X)$ or $q(\tilde{u})$ as given by (25) or (28) for $\tilde{U} = h(Y)$.

IV. GENERALIZED RATIO OF UNIFORMS METHOD (GRoU)

A general version of the standard ratio of uniforms (RoU) method, proposed in [Kinderman and Monahan, 1977], can be established with the following theorem [Wakefield et al., 1991].

Theorem 2: Let $g(u) : \mathbb{R}^+ \rightarrow \mathbb{R}^+$ be a strictly increasing (in $\mathbb{R}^+ \setminus \{0\} = (0, +\infty)$) differentiable function such that $g(0) = 0$ and let $p(x) \geq 0$ be a PDF known only up to a proportionality constant. Assume that $(v, u) \in \mathbb{R}^2$ is a sample drawn from the uniform distribution on the set

$$\mathcal{A}_g = \left\{ (v, u) \in \mathbb{R}^2 : 0 \leq u \leq g^{-1} \left[c p \left(\frac{v}{\dot{g}(u)} \right) \right] \right\}, \quad (31)$$

where $c > 0$ is a positive constant and $\dot{g} = \frac{dg}{du}$. Then $x = \frac{v}{\dot{g}(u)}$ is a sample from $p_0(x)$.

The proof can be found in the Appendix A. Choosing $g(u) = \frac{1}{2}u^2$, we come back to the standard RoU method. Other generalizations of the RoU method can be found in the literature [Chung and Lee, 1997, Jones and Lunn, 1996]. Moreover, in Appendices D and E we provide extensions of the GRoU relaxing some assumptions. Further developments involving ratio of RV's can be found in [Barbu, 1982, Curtiss, 1941, Dieter, 1989, Marsaglia, 1965, Perez et al., 2008, Stefanescu and Vaduva, 1987, Vaduva, 1982]. In literature, the GRoU is also combined with MCMC techniques [Groendyke, 2008].

The theorem above provides a way to generate samples from $p_0(x)$. Indeed, if we are able to draw uniformly a point (v', u') from \mathcal{A}_g , then the sample $x' = v'/\dot{g}(u')$ is distributed according to $p_0(x) \propto p(x)$. Therefore, the efficiency of the (standard or generalized) RoU methods depend on the ease with which we can generate points uniformly within the region \mathcal{A}_g . For this reason, the cases of practical interest are those in which the region \mathcal{A}_g is bounded. Moreover, observe that if $g(u) = u$ and $c = 1$ we come back to *the fundamental theorem of simulation* described in Section II-B, since \mathcal{A}_g becomes exactly \mathcal{A}_0 .

TABLE I
SUMMARY OF THE CONDITIONS REQUIRED FOR ATTAINING A BOUNDED TRANSFORMED PDF

conditions		vertical asymptotes		conditions for bounded PDF
transformation	PDF	transformation	PDF	
$Z = f(X)$ $f : \mathbb{R} \rightarrow \langle 0, 1 \rangle$ f class C^1 monotonic	$p(x)$ bounded $\mathcal{D}_X = \mathbb{R}$	$ \dot{f}^{-1}(z) \rightarrow \infty$ when $z \rightarrow z^* \in \{0, 1\}$	None	$p(x) \rightarrow 0$ faster than $ \dot{f}(x) \rightarrow 0$ at $x = f^{-1}(z^*)$ with $z^* \in \{0, 1\}$.
$Z = f(X)$ $f : \langle a, b \rangle \rightarrow \langle 0, 1 \rangle$ f class C^1 monotonic	$p(x)$ unbounded $\mathcal{D}_X = \langle a, b \rangle$ $a, b \in \mathbb{R}, a < b$	None	$p(x) \rightarrow \infty$ when $x \rightarrow x^*$	$1/ \dot{f}(x) \rightarrow 0$ faster than $1/p(x) \rightarrow 0$ at $x = x^*$.
$Z = f(X)$ $f : \mathbb{R} \rightarrow \langle 0, 1 \rangle$ f class C^1 monotonic	$p(x)$ unbounded $\mathcal{D}_X = \mathbb{R}$	$ \dot{f}^{-1}(z) \rightarrow \infty$ when $z \rightarrow z^*$	$p(x) \rightarrow \infty$ when $x \rightarrow x^*$	$p(x) \rightarrow 0$ faster than $ \dot{f}(x) \rightarrow 0$ at $x = f^{-1}(z^*)$. $1/ \dot{f}(x) \rightarrow 0$ faster than $1/p(x) \rightarrow 0$ at $x = x^*$.
$\tilde{U} = h(Y)$ $h : (0, 1] \rightarrow \langle 0, 1 \rangle$ h class C^1 monotonic	$p^{-1}(y)$ monotonically decreasing $\mathcal{D}_Y = (0, 1]$ unbounded	None	$p^{-1}(y) \rightarrow \infty$ when $y \rightarrow y^* = 0$	$1/ \dot{h}(y) \rightarrow 0$ faster than $1/p^{-1}(y) \rightarrow 0$ at $y = y^* = 0$.
$\tilde{U} = h(Y)$ $h : \mathbb{R}^+ \rightarrow \langle 0, 1 \rangle$ h class C^1 monotonic	$p^{-1}(y)$ monotonically decreasing $\mathcal{D}_Y = \mathbb{R}^+$ bounded	$ \dot{h}^{-1}(\tilde{u}) \rightarrow \infty$ when $\tilde{u} \rightarrow \tilde{u}^*$ with $\tilde{u}^* = 0$ or $\tilde{u}^* = 1$	None	$p^{-1}(y) \rightarrow 0$ faster than $ \dot{h}(y) \rightarrow 0$ at $y = h^{-1}(\tilde{u}^*)$.
$\tilde{U} = h(Y)$ $h : \mathbb{R}^+ \rightarrow \langle 0, 1 \rangle$ h class C^1 monotonic	$p^{-1}(y)$ monotonically decreasing $\mathcal{D}_Y = \mathbb{R}^+$ unbounded	$ \dot{h}^{-1}(\tilde{u}) \rightarrow \infty$ when $\tilde{u} \rightarrow \tilde{u}^*$	$p^{-1}(y) \rightarrow \infty$ when $y \rightarrow y^*$	$1/ \dot{h}(y) \rightarrow 0$ faster than $1/p^{-1}(y) \rightarrow 0$ at $y = y^*$. $p^{-1}(y) \rightarrow 0$ faster than $ \dot{h}(y) \rightarrow 0$ at $y = h^{-1}(\tilde{u}^*)$.

Note that in the boundary of the region \mathcal{A}_g we have $u = g^{-1}[cp(x)]$ and, since $v = x\dot{g}(u)$, we also have $v = x\dot{g}[g^{-1}(cp(x))]$. The contour of \mathcal{A}_g is described parametrically by the following two equations

$$\begin{cases} u = g^{-1}[cp(x)], \\ v = x\dot{g}[g^{-1}(cp(x))], \end{cases} \quad (32)$$

where x plays the role of a parameter. Hence, if the two functions $g^{-1}[cp(x)]$ and $x\dot{g}[g^{-1}(cp(x))]$ are bounded, the region \mathcal{A}_g is embedded in the rectangular region

$$\mathcal{R}_g = \left\{ (v, u) \in \mathbb{R}^2 : 0 \leq u \leq \sup_x g^{-1}[cp(x)], \right. \\ \left. \inf_x x\dot{g}[g^{-1}(cp(x))] \leq v \leq \sup_x x\dot{g}[g^{-1}(cp(x))] \right\}. \quad (33)$$

Figure 7 depicts a generic bounded region \mathcal{A}_g , embedded in the rectangular region \mathcal{R}_g , defined above.

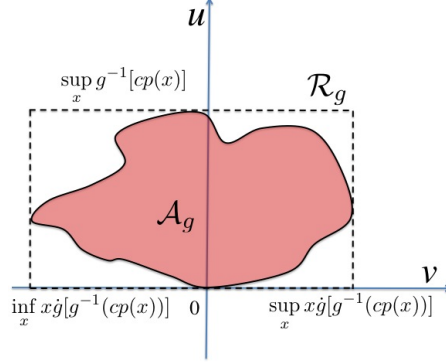


Fig. 7. Example of a bounded region \mathcal{A}_g , embedded in the rectangular region \mathcal{R}_g .

Once, for instance, the rectangle \mathcal{R}_g is constructed, it is straightforward to draw uniformly from \mathcal{A}_g by rejection sampling: simply draw uniformly from \mathcal{R}_g and then check whether the candidate point belongs to \mathcal{A}_g . Note that to use this rejection procedure we do not need to know the analytical expression of the boundary of the region \mathcal{A}_g , i.e., it is not necessary to know the analytical relationship between the variables v and u that describes the contour of the \mathcal{A}_g . Indeed, Eq. (31) provides a way to check whether a point $(v, u) \in \mathbb{R}^2$ falls inside \mathcal{A}_g or not and this is enough to apply a RS scheme.

Figure 8(b) provides an example in which the region \mathcal{A}_g (obtained with $g(u) = \frac{1}{2}u^2$ and $c = 1/2$, i.e., with the standard RoU method) corresponds to standard Gaussian density (shown in Figure 8(a)). The pictures also illustrate different lines corresponding to x constant (dotted line), y constant (dashed line), v constant (solid line) in the domain $x - y$ and in the transformed domain $v - u$.

In the next section, we obtain the conditions that the function $g(u)$ has to satisfy in order that $g^{-1}[cp(x)]$ and $x\dot{g}[g^{-1}(cp(x))]$ be bounded.

A. Conditions to obtain a bounded \mathcal{A}_g

The region \mathcal{A}_g is bounded if the two functions $g^{-1}[cp(x)]$ and $x\dot{g}[g^{-1}(cp(x))]$ are bounded. Now, we study the conditions that the functions $g(u)$ and $p(x)$ have to fulfill in order to obtain $u = g^{-1}[cp(x)]$

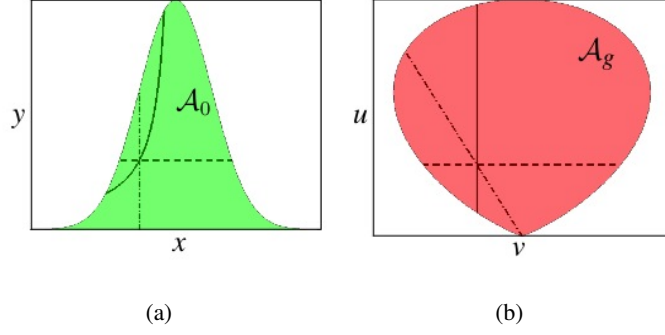


Fig. 8. Examples of the regions \mathcal{A}_g obtained applying the standard RoU transformation to standard Gaussian PDF. **(a)** A standard Gaussian density $p_0(x) \propto p(x) = \exp\{-x^2/2\}$. **(b)** The region \mathcal{A}_g corresponding to a standard Gaussian PDF, obtained using $g(u) = \frac{1}{2}u^2$ and $c = 1$.

and $v = x\dot{g}[g^{-1}(cp(x))]$ bounded.

- 1) *First function* $u = g^{-1}[cp(x)]$: since g is an increasing ($\dot{g} \geq 0$) and continuous function, g^{-1} is also increasing so that the function $g^{-1}[cp(x)]$ is bounded if, and only if, $p(x)$ is bounded, i.e.,

$$p(x) \leq M, \quad (34)$$

for all $x \in \mathcal{D}$, where M is a constant.

- 2) *Second function* $v = x\dot{g}[g^{-1}(cp(x))]$: since $\dot{g} \geq 0$ and hence g^{-1} is also increasing, the function $x\dot{g}[g^{-1}(cp(x))]$ is bounded if:

a) $p(x)$ is bounded, i.e., $p(x) \leq M$,

b) and the limits

$$\lim_{x \rightarrow +\infty} x\dot{g}[g^{-1}(cp(x))] = L_1 \leq +\infty, \quad (35)$$

$$\lim_{x \rightarrow -\infty} x\dot{g}[g^{-1}(cp(x))] = L_2 \leq +\infty, \quad (36)$$

are both finite. The attainment of Eqs. (35)-(36) entails the following conditions:

- Since the first factor in $x \cdot \dot{g}[g^{-1}(cp(x))]$ is x , we need that $\dot{g} \circ g^{-1} \circ cp$ vanishes as $x \rightarrow \pm\infty$, i.e.,

$$\lim_{x \rightarrow \pm\infty} \dot{g}[g^{-1}(cp(x))] = 0. \quad (37)$$

Hence, since $\lim_{x \rightarrow \pm\infty} p(x) = 0$ ($x \in \mathcal{D} = \mathbb{R}$), $g^{-1}(0) = 0$ (we have assumed $g(0) = 0$ in the GRoU), and $u = g^{-1}[cp(x)]$ (see Eq. (32)), the limit in Eq. (37) becomes

$$\lim_{x \rightarrow \pm\infty} \underbrace{\dot{g}[g^{-1}(cp(x))]}_{u \rightarrow 0} = \lim_{u \rightarrow 0} \dot{g}(u) = \lim_{u \rightarrow 0} \frac{dg}{du} = 0. \quad (38)$$

- Moreover, since we desire Eqs. (35)-(36), it is also necessary that this factor $\dot{g}[g^{-1}(cp(x))] = \dot{g}(u)$, for $u \rightarrow 0$, must decay to zero equal or faster than $1/x \rightarrow 0$ when $x \rightarrow \pm\infty$.

This condition can be rewritten in other forms. For instance, setting $y = p(x)$ (and assuming now $p(x)$ invertible, for instance, monotonic decreasing) we can rewrite $\dot{g}[g^{-1}(cp(x))]$ as

$$\dot{g}[g^{-1}(cp(x))] = \left. \frac{dg}{du} \right|_{u=g^{-1}(cp(x))} = \left. \frac{dg}{du} \right|_{u=g^{-1}(cy)} = \frac{1}{\left. \frac{dg^{-1}}{dy} \right|_{cy}}, \quad (39)$$

(recall that c is just a constant) hence when $x \rightarrow +\infty$, $y = p(x) \rightarrow 0$, we need that $\frac{dg^{-1}}{dy} \rightarrow \infty$, for $y \rightarrow 0$, must diverge equal or faster than $x = p^{-1}(y) \rightarrow +\infty$. That is equivalent to assert $\frac{1}{\dot{g}^{-1}(y)} \rightarrow 0$ when $y \rightarrow 0$ equal or faster than $1/x \rightarrow 0$ for $x \rightarrow +\infty$. Since $x = p^{-1}(y)$ we can rewrite it as $\frac{1}{\dot{g}^{-1}(y)} \rightarrow 0$ vanishes equal or faster than $\frac{1}{p^{-1}(y)} \rightarrow 0$, both for $y \rightarrow 0$.

B. Summary of conditions

The region \mathcal{A}_g generated by GRoU is bounded if:

- 1) The function $y = p(x)$ is bounded (i.e., if $p(x)$ is monotonic, $x = p^{-1}(y)$ has finite support).
- 2) the limit $\lim_{u \rightarrow 0} \frac{dg}{du} = 0$, is verified. Since $u = g^{-1}[cp(x)]$ and we set $y = p(x)$, this limit is equivalent to $\lim_{y \rightarrow 0} \frac{dg^{-1}}{dy} = \infty$, as written in Eq. (39).
- 3) The derivative $\frac{dg}{du} \rightarrow 0$ when $u \rightarrow 0$, has to vanish to zero equal or faster than $1/x \rightarrow 0$ for $x \rightarrow \pm\infty$. Setting $y = p(x)$ and consider a monotonic $p(x)$ (so that we can write $x = p^{-1}(y)$), it is equivalent to assert that $\frac{1}{\dot{g}^{-1}(y)} \rightarrow 0$ vanishes equal or faster than $\frac{1}{p^{-1}(y)} \rightarrow 0$, for $y \rightarrow 0$.

Moreover, we recall that in the GRoU theorem also assumes other conditions over the function $g(u)$:

- 4) $g(u)$ must be increasing,
- 5) $g(u) : \mathbb{R}^+ \rightarrow \mathbb{R}^+$,
- 6) $g(0) = 0$.

We will show that these 3 last conditions can be relaxed. Indeed, they are used to prove the GRoU (see Appendix A), however they are not conditions needed to obtain a bounded region \mathcal{A}_g .

V. EXTENDED INVERSE OF DENSITY METHOD

The standard inverse-of-density (IoD) method of Section II-C provides the relationship between a RV Y distributed as a PDF proportional to $p^{-1}(y)$ and the RV X with a PDF proportional to $p(x)$.⁷ In

⁷Recall that we refer to $p(x)$ and $p^{-1}(y)$ as densities although they are unnormalized.

this section, we study the connection between a transformed random variable $U = h(Y)$, where Y is distributed according to $p^{-1}(y)$, and the random variable X with PDF $p(x)$.

Given a random variable Y with PDF $p^{-1}(y)$ and $\tilde{U} = h(Y)$, where h is a monotonic function, we know that the density of \tilde{U} is

$$q(\tilde{u}) = p^{-1}(h^{-1}(\tilde{u})) \left| \frac{dh^{-1}}{d\tilde{u}} \right|. \quad (40)$$

Denoting as \mathcal{A}_h the area below $q(\tilde{u})$ (see Figure V(b)), our goal is now to find the relationship between the pair (U, V) uniformly distributed on \mathcal{A}_h and the RV X with density $p(x)$.

It is important to observe that $(U, V) = (\tilde{U}, V)$ since, for the fundamental theorem of simulation (see Section II-B), if (U, V) is uniformly distributed on \mathcal{A}_h then U has pdf $q(\tilde{u})$ so that $U = \tilde{U}$. Hence, for lack of simplicity, in the sequel we use u instead of \tilde{u} , and U instead of \tilde{U} . Obviously, if we are able to draw a sample u' from $q(u)$, we can easily generate a sample y' from $p^{-1}(y)$ as

$$y' = h^{-1}(u'). \quad (41)$$

Therefore, using the inverse-of-density method, we can obtain a sample x' from $p(x)$ as

$$x' = z' p^{-1}(y') = z' p^{-1}(h^{-1}(u')), \quad (42)$$

where $z' \sim \mathcal{U}([0, 1])$, $u' \sim q(u)$ and $y' = h^{-1}(u')$ from Eq. (41). Equation (42) above connects the RV's U and X . However, we are looking for a relationship involving also the random variable V .

Moreover, we denote as \mathcal{A}_h the region delimited by the curve $v = q(u)$ and the axis u . Figure V(b) illustrates the PDF $q(u)$, the area \mathcal{A}_h and a point (u', v') drawn uniformly from \mathcal{A}_h . To draw a point (u', v') uniformly from \mathcal{A}_h , we can first draw a sample u' from $q(u)$ and then v' uniformly the interval $[0, q(u')]$, i.e., $v' \sim \mathcal{U}([0, q(u')])$. Therefore, the sample v' can be also expressed as

$$v' = z' q(u'), \quad (43)$$

where $z' \sim \mathcal{U}([0, 1])$. Substituting $q(u)$ in Eq. (40) into Eq. (43), we obtain

$$v' = \underbrace{z' p^{-1}(h^{-1}(u'))}_{q(u')} \left| \frac{dh^{-1}}{du} \right|_{u'}. \quad (44)$$

Furthermore, recalling Eq. (42) we can see that

$$v' = \underbrace{z' p^{-1}(h^{-1}(u'))}_{x'} \left| \frac{dh^{-1}}{du} \right|_{u'}, \quad (45)$$

hence

$$v' = x' \left| \frac{dh^{-1}}{du} \right|_{u'}. \quad (46)$$

Then, finally we can also write

$$x' = \frac{v'}{\left| \frac{dh^{-1}}{du} \right|_{u'}} = v' |\dot{h}(h^{-1}(u'))|, \quad (47)$$

that is a sample from $p(x)$. We indicate with $\dot{h} = \frac{dh}{dx}$ the first derivative of $h(x)$. Eq. (47) can be also seen as an extension of the *fundamental theorem of simulation* (Section II-B).

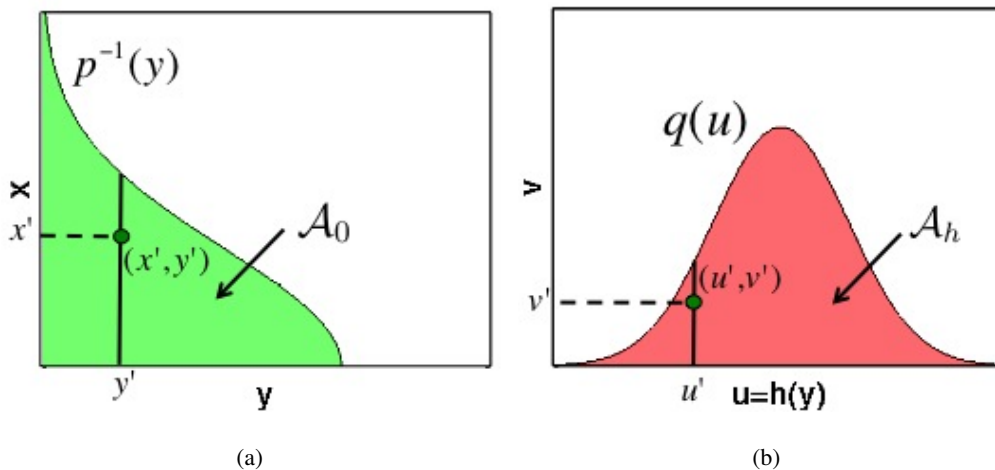


Fig. 9. (a) Given a point (x', y') uniformly distributed on \mathcal{A}_0 , y' has PDF $p^{-1}(y)$ while x' is distributed as $p(x)$, as affirmed by fundamental theorem of simulation and the inverse-of-density-method. (b) Given a transformation of RV $U = h(Y)$ with PDF $q(u)$, and a point (u', v') uniformly distributed on the area \mathcal{A}_h below $q(u)$, then the sample $x' = v' \dot{h}(h^{-1}(u'))$ has density $p(x)$.

Figure V(a) depicts the area \mathcal{A}_0 delimited by $p(x)$ and a point (y', x') drawn uniformly from \mathcal{A}_0 . As explained in Section II-C, x' is distributed as $p(x)$ and y' is distributed as $p^{-1}(y)$. For the standard IoD method we know that $X = Zp^{-1}(Y)$ where $Z \sim \mathcal{U}([0, 1])$ and $Y \sim p^{-1}(y)$.

Moreover, Equation (47) connects a uniform random point $(U, V) \in \mathcal{A}_h$, as illustrated in Figure V(b), and the RV X . Therefore, if we are able to draw points (u', v') uniformly from \mathcal{A}_h we can generate sample x' from the density $p(x)$ using Eq. (47), as formalized by the following proposition.

Proposition 1: Let Y be a RV with a monotonic PDF $p^{-1}(y)$, and let $U = h(Y)$ be another (transformed) RV, where $h(y)$ is a monotonic transformation. Let us denote with $q(u)$ the density of U and let \mathcal{A}_h be the area below $q(u)$. If we are able to draw a point (u', v') uniformly from the region \mathcal{A}_h , then

$$x' = \frac{v'}{\left| \frac{dh^{-1}}{du} \right|_{u'}} = v' |\dot{h}(h^{-1}(u'))|,$$

is a sample from the PDF $p(x)$.

Below, we provide two interesting special cases.

- Choosing $h(y) = y$ (hence $\dot{h} = 1$), we have $U = Y$ and as a consequence $q(u) = q(y) = p^{-1}(y)$ and the region \mathcal{A}_h is exactly \mathcal{A}_0 , so that Eq. (47) becomes

$$x' = v', \quad (48)$$

i.e., we come back to the fundamental theorem of simulation. Indeed, if we are able to draw a point $(u' = x', v' = y')$ uniformly from $\mathcal{A}_0 \equiv \mathcal{A}_h$, for the fundamental theorem of simulation, it yields that $x' = u'$ has PDF $p(x)$ while, clearly $y' = v'$ has distributed as the inverse PDF $p^{-1}(y)$ (consideration used in the standard IoD method).

- Moreover, if we take $h(y) = \sqrt{2y}$, $y \geq 0$, since $h^{-1}(u) = \frac{1}{2}u^2$, we have

$$x' = \frac{v'}{u'}, \quad (49)$$

that corresponds to the standard RoU method.

VI. RELATIONSHIP BETWEEN THE GROU, TRANSFORMED REJECTION AND IOD METHODS

This section is devoted to expose the following proposition.

Proposition 2: The *generalized RoU method* can be seen as a combination of the *transformed rejection method* applied to random variable Y distributed according to the inverse density $p^{-1}(y)$, described in Section III-A2, with the *extended inverse-of-density method* explained in Section V.

We first investigate the connection between GROU and transformed rejection, and then the connection between GROU and the inverse-of-density.

A. Connection between GROU and transformed rejection

Let us recall the region defined by the GROU in the Eq. (31) (for simplicity in the treatment we set $c = 1$)

$$\mathcal{A}_g = \left\{ (v, u) \in \mathbb{R}^2 : 0 \leq u \leq g^{-1} \left[p \left(\frac{v}{\dot{g}(u)} \right) \right] \right\}, \quad (50)$$

where, $p(x) \propto p_0(x)$, $g(u)$ is a *increasing* function and $g(0) = 0$.

- 1) We consider first for lack of simplicity a monotonic *decreasing* bounded target density $y = p(x) \propto p_0(x)$ with an unbounded support $\mathcal{D} = [0, +\infty)$ (hence the mode is at $x = 0$).

Since that g is increasing (then g^{-1} is also increasing) we can write

$$g(u) \leq p \left(\frac{v}{\dot{g}(u)} \right).$$

Moreover, recalling that $p(x) = p_{dec}(x)$ is decreasing (hence also $p^{-1}(y) = p_{dec}^{-1}(y)$ is decreasing), we have

$$p_{dec}^{-1}(g(u)) \geq \frac{v}{\dot{g}(u)},$$

and since $\dot{g}(u) \geq 0$ (g is increasing), we obtain

$$v \leq p_{dec}^{-1}(g(u))\dot{g}(u).$$

Finally, since $x \in [0, +\infty)$, then $x = p^{-1}(y) \geq 0$ and $p^{-1}(g(u))\dot{g}(u) \geq 0$ (we recall $\dot{g}(u) \geq 0$). Therefore, we can write

$$0 \leq v \leq p_{dec}^{-1}(g(u))\dot{g}(u).$$

Then these trivial calculations lead us to express the set \mathcal{A}_g as

$$\mathcal{A}_{g,p_{dec}} = \{(v, u) \in \mathbb{R}^2 : 0 \leq v \leq p_{dec}^{-1}(g(u))\dot{g}(u)\}, \quad (51)$$

where $p_{dec}^{-1}(y)$ is the inverse of the target density. It is important to remark that the inequalities depend on the sign of the first derivative of g (increasing) and p (decreasing).

- 2) Similar considerations can be developed for monotonic *increasing* PDF $p(x) = p_{inc}(x)$ with an unbounded support $x \in \mathcal{D} = (-\infty, 0]$ (i.e., $x \leq 0$). Indeed, in this case we can rewrite \mathcal{A}_g as

$$\mathcal{A}_{g,p_{inc}} = \{(v, u) \in \mathbb{R}^2 : p_{inc}^{-1}(g(u))\dot{g}(u) \leq v \leq 0\}, \quad (52)$$

Note that since $x \in (-\infty, 0]$, i.e. $x \leq 0$, then $x = p_{inc}^{-1}(y) \leq 0$ and $p_{inc}^{-1}(g(u)) \leq 0$ then finally $p_{inc}^{-1}(g(u))\dot{g}(u) \leq 0$. The inequalities are different because here $p(x) = p_{inc}(x)$ is increasing.

- 3) Similar arguments can be also extended for non-monotonic PDFs. See for instance Figure 8(b) where we have $p(x)$ is increasing in $\mathcal{D}_1 = (-\infty, 0]$ and $p(x)$ is decreasing in $\mathcal{D}_2 = [0, +\infty)$, i.e., $p(x)$ is non-monotonic with mode located at 0. Moreover, if the mode of the PDF are not located in zero or there are several modes, then more but similar considerations are needed. In Section VIII-C we discuss these more general cases.

Consider now an increasing differentiable transformation $u = h(y)$ and consider the random variable Y with a decreasing PDF $p^{-1}(y)$ and the transformed variable $U = h(Y)$ with density $q(u) = p^{-1}(h^{-1}(u))\dot{h}^{-1}(u)$. The region below $q(u)$ is

$$\mathcal{A}_h = \{(v, u) \in \mathbb{R}^2 : 0 \leq v \leq p^{-1}(h^{-1}(u))\dot{h}^{-1}(u)\}, \quad (53)$$

and we can note that Eq. (51) is equivalent to Eq. (53) when

$$y = g(u) = h^{-1}(u). \quad (54)$$

Moreover, clearly, the cases of interest are those in which the region \mathcal{A}_g and \mathcal{A}_h are bounded, as seen in Sections III-B1 and IV. Specifically, in Section III-B1 we have discussed the properties that a transformation $h(y)$ have to fulfill in order to obtain a bounded region \mathcal{A}_h , while in Section IV-B we have described the conditions to obtain a bounded set \mathcal{A}_g .

It is important to remark that these conditions coincides if we choose $g(u) = h^{-1}(u)$ (with $h(0) = 0$, see Section VIII-C and Appendix D about this assumption). Namely, the conditions that the function $g(u)$ in Section IV must satisfy in order to guarantee the the region \mathcal{A}_g be bounded are exactly the same conditions that have to be imposed on the function $h^{-1}(u)$ of Section III-A2 in order to apply the transformed rejection method. Therefore, we can state the following result.

Proposition 3: The region \mathcal{A}_g can be obtained as a transformation $h = g^{-1}$ of a random variable Y distributed according to the inverse PDF $p^{-1}(y)$. Specifically, given a RV $U = h(Y) = g^{-1}(Y)$ with PDF indicated as $q(u)$, the region \mathcal{A}_g coincides with the area \mathcal{A}_h below the curve $q(u)$.

This proposition means that the set \mathcal{A}_g defined by Eq. (31) or (51) is obtained by applying the transformed rejection idea for unbounded PDF's to the inverse density $p^{-1}(y)$ (see Section III-A2). Figure 10(b) displays the region \mathcal{A}_h (that coincides with \mathcal{A}_g if $g = h^{-1}$) defined in Eq. (53). Figure 10(c) depicts the same region \mathcal{A}_h rotated 90° . Proposition 3 can also be deduced as shown in Appendix B.

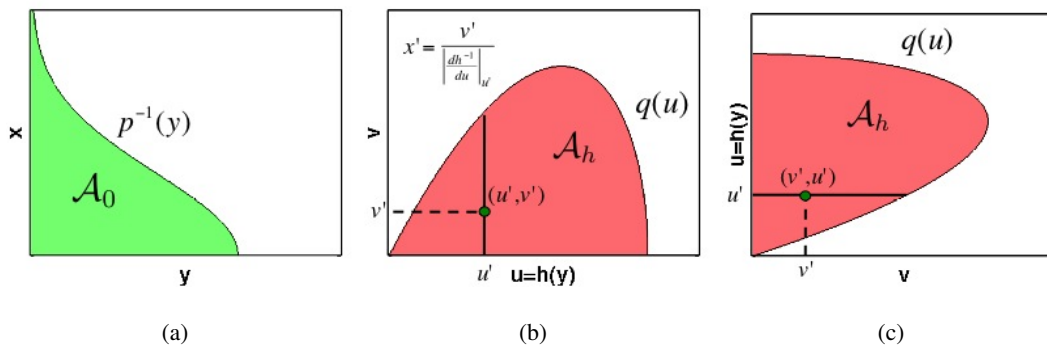


Fig. 10. (a) Example of region \mathcal{A}_0 defined by the inverse density $p^{-1}(y)$. (b) The density $q(u) = \left| \frac{dh^{-1}}{du} \right| p^{-1}(h^{-1}(u))$ obtained transforming the RV Y , i.e., $U = h(Y)$. Generating uniformly the point (u', v') in the area \mathcal{A}_h we can obtain samples x' from $p(x)$ using Eq. (55). (c) The region \mathcal{A}_h rotated 90° in order to show it how appears when we apply the GRoU technique.

Moreover, Proposition 3 yields the following corollary about the two marginal densities of the random variables U and V with uniform joint pdf on the region \mathcal{A}_g provided by the GRoU.

Corollary 1: Consider a random vector (V, U) uniformly distributed on the region \mathcal{A}_g provided by the GRoU. We already know that the RV $X = \frac{V}{g(U)}$ has pdf $p(x)$ as proven by the GRoU. Moreover, we

can assert that U is distributed as $q(u) = p^{-1}(g(u)) \frac{dg}{du}$ (since $U = g^{-1}(Y)$) and V is distributed as the *generalized inverse density* $q^{-1}(v)$ of $q(u)$ (see Section VIII, for the definition of the generalized inverse pdf).

B. Connection among GRoU, extended IoD and fundamental theorem

Moreover, In Section V we have analyzed the relationship between X with PDF $p(x)$ and the RV $U = h(Y)$, where Y is distributed as $p^{-1}(y)$. Hence, given two samples v' and u' uniformly distributed on the set \mathcal{A}_h , the area below the PDF $q(u)$, we can assert that the sample

$$x' = \frac{v'}{\left| \frac{dh^{-1}}{du} \right|_{u'}} = \frac{v'}{\left| \dot{h}^{-1}(u') \right|}, \quad (55)$$

is distributed as $p_0(x) \propto p(x)$, as we prove in Section V for the extended IoD and extended fundamental theorem of simulation. Note that, if we set $h(y) = g^{-1}(y)$, we obtain $x' = v'/\dot{g}(u')$ that is exactly equivalent to the GRoU technique in Section IV. Therefore, we can also assert the following two propositions.

Proposition 4: The GRoU extends the underlying idea of the *classical inverse-of-density* approach, described in Section II-C. Indeed, the classical IoD method uses a random variable Y distributed as the inverse density $p^{-1}(y)$ to draw samples from $p(x)$, whereas the GRoU uses a transformation of the random variable Y , $U = g^{-1}(Y)$, to generate samples from $p(x)$.

Proposition 5: The GRoU can be also seen as an extension of the *fundamental theorem of simulation*, described in Section II-B. Indeed, the fundamental theorem links the coordinates of a random point $(X, Y) \in \mathcal{A}_0$ with the PDFs $p(x)$ and $p^{-1}(y)$, i.e., $X \sim p(x)$, $Y \sim p^{-1}(y)$, whereas GRoU links the coordinates a random point $(U, V) \in \mathcal{A}_g$ with the same PDFs $p(x)$ and $p^{-1}(y)$, i.e., $\frac{V}{\dot{g}(U)} \sim p(x)$, $g(U) \sim p^{-1}(y)$.

Clearly, Propositions 3, 4 and 5 entail the Proposition 2. Note that the GRoU can also be extended for a decreasing $g(u)$, as we will show in Appendix E (see also Appendix C). In this case, we have $x = -\frac{v}{\dot{g}(u)}$ then in general for the GRoU we can write

$$x = \frac{v}{\left| \dot{g}(u) \right|},$$

exactly as in Eq. (55).

C. Function $g(u)$ to obtain a rectangular region \mathcal{A}_g and first formulation of the IoD

Clearly, the easiest case to perform *exact* sampling with GRoU is that \mathcal{A}_g be a rectangular region⁸. The considerations in Section VI are very useful to clarify which $g(u)$ produces a rectangular region \mathcal{A}_g . More specifically, Proposition 2 allows us to infer which is the optimal (theoretical) choice of the function $g(u)$.

Indeed, since the GRoU is a transformation of a RV Y with pdf $p^{-1}(y)$ (considering, for instance, a decreasing $p(x)$), specifically $U = g^{-1}(Y)$ with $c = 1$, the well-known *inversion method* [Devroye, 1986] asserts that if the function $g^{-1}(y)$ is the cumulative distribution function (CDF)⁹ of Y then the transformation produces a uniform RV U . Hence, the set \mathcal{A}_g is a rectangular region if we use

$$g^{-1}(y) = F_Y(y) \Rightarrow g(u) = F_Y^{-1}(u), \quad (56)$$

where $F_Y(y)$ is the CDF of RV Y , i.e.,

$$F_Y(y) = \int_{-\infty}^y p^{-1}(y) dy. \quad (57)$$

Since $p^{-1}(y)$ is unnormalized, note that $F_Y(y) \rightarrow 1/K$ with $y \rightarrow +\infty$ (instead of $F_Y(y) \rightarrow 1$) where

$$\frac{1}{K} = \int_{\mathcal{D}_Y} p^{-1}(y) dy = \int_{\mathcal{D}_X} p(x) dx.$$

Therefore, if $g^{-1}(y) = F_Y(y)$ then $U = F_Y(Y)$ is a uniform RV in $[0, 1/K]$, and \mathcal{A}_g is a rectangle $0 \leq u \leq \frac{1}{K}$ and $0 \leq v \leq 1$ as we show below in Eq. (60). Indeed, when $g^{-1}(y) = F_Y(y)$, the region \mathcal{A}_g is defined ($c = 1$) as

$$\mathcal{A}_g = \left\{ (v, u) \in \mathbb{R}^2 : 0 \leq u \leq F_Y \left[p \left(\frac{v}{F_Y^{-1}(u)} \right) \right] \right\}, \quad (58)$$

and since $\dot{F}_Y^{-1}(u) = \frac{1}{F_Y(F_Y^{-1}(u))} = \frac{1}{p^{-1}(F_Y^{-1}(u))}$,

$$\mathcal{A}_g = \left\{ (v, u) \in \mathbb{R}^2 : 0 \leq u \leq F_Y \left[p \left(v p^{-1}(F_Y^{-1}(u)) \right) \right] \right\}, \quad (59)$$

and $x = v p^{-1}(F_Y^{-1}(u))$ is distributed as $p_0(x) \propto p(x)$. Since $0 \leq F_Y(y) \leq 1/K$, then the suitable values of the variable u are contained in $[0, 1/K]$. The variable v is contained in $[0, 1]$ independently of the values of u , because inverting the inequalities in Eq. (59) we obtain

$$0 \leq v \leq \frac{p^{-1}(F_Y^{-1}(u))}{p^{-1}(F_Y^{-1}(u))} = 1,$$

⁸Clearly it is just one possibility, there are other situations where we can perform exact sampling (for instance, if \mathcal{A}_g is a circle or a triangle).

⁹The CDF $F_Y(y)$ of RV Y can be easily expressed as function of $F_X(x)$ (the CDF of X) for monotonic decreasing target pdfs $p_0(x) \propto p(x)$ as we show in Appendix F.

so that \mathcal{A}_g is completely described by the inequalities

$$\mathcal{A}_g = \left\{ (v, u) \in \mathbb{R}^2 : 0 \leq v \leq 1, \quad 0 \leq u \leq \frac{1}{K} \right\}. \quad (60)$$

Moreover, observe that the expression $x = vp^{-1}(F_Y^{-1}(u))$ is exactly the same of Eq. (11) obtained with the first formulation of IoD method. Indeed, in this case \mathcal{A}_g is a rectangle $(v, u) \in [0, 1] \times [0, 1/K]$ then $v \sim \mathcal{U}([0, 1])$ and the sample $y = g(u) = F_Y^{-1}(u)$ is distributed as $p^{-1}(y)$, so that $x = vp^{-1}(y)$ is equivalent to Eq. (11).

D. The second formulation of the IoD (Khintchine's theorem) as special case of the GRoU

Here we show that the second formulation of the inverse of density method described at the end of Section II-C is contained by the generalized ratio of uniforms technique. Assuming an increasing target PDF $p(x)$, if we set $g(u) = p(u)$, namely we use as function g exactly our target PDF p , and $c = 1$ then

$$\mathcal{A}_{g=p} = \left\{ (v, u) \in \mathbb{R}^2 : 0 \leq u \leq p^{-1} \left[p \left(\frac{v}{\dot{p}(u)} \right) \right] \right\}, \quad (61)$$

$$\mathcal{A}_{g=p} = \left\{ (v, u) \in \mathbb{R}^2 : 0 \leq u \leq \frac{v}{\dot{p}(u)} \right\}, \quad (62)$$

or using the alternative definition of the area \mathcal{A}_g in Eq. (51), we have

$$\mathcal{A}_{g=p} = \{ (v, u) \in \mathbb{R}^2 : 0 \leq v \leq u\dot{p}(u) \}. \quad (63)$$

Hence, the region $\mathcal{A}_{g=p}$ represents the area below the vertical density (see Eq. 13) [Jones, 2002, Khintchine, 1938, Troutt et al., 2004] corresponding to $p^{-1}(y)$ used in the second formulation of the inverse of density method (see Section II-C). The ratio of uniforms approach assert that

$$x' = \frac{v'}{\dot{p}(u')}, \quad (64)$$

is a sample from $p(x)$ if u' is distributed as the vertical density $u\dot{p}(u)$ and $v' \sim \mathcal{U}([0, u'\dot{p}(u')])$. Now, we want to certify if this statement is also true using the second formulation of the inverse of density technique.

Consider a sample $z' \sim \mathcal{U}([0, 1])$ then $z'u'\dot{p}(u') \sim \mathcal{U}([0, u'\dot{p}(u')])$, hence we can write

$$v' = z'u'\dot{p}(u'). \quad (65)$$

Replacing the relationship above in Eq. (64) we obtain

$$x' = z'w', \quad (66)$$

where $z' \sim \mathcal{U}([0, 1])$ and w' is drawn from $u\dot{p}(u)$. Note that Equations (14) and (66) coincide since, $u\dot{p}(u)$ is exactly the vertical density of $p^{-1}(y)$ in Eq. (13). Therefore, we can assert that the second formulation of the standard inverse of density in Section II-C can be found choosing $g(u) = p(u)$ in the GRoU (where $p(u)$ is our target PDF).

Figure 11 summarizes the relationships among densities, random variables and sampling methods (the two versions of the IoD, the VDR and the GRoU) for a decreasing target PDF $p(x)$.

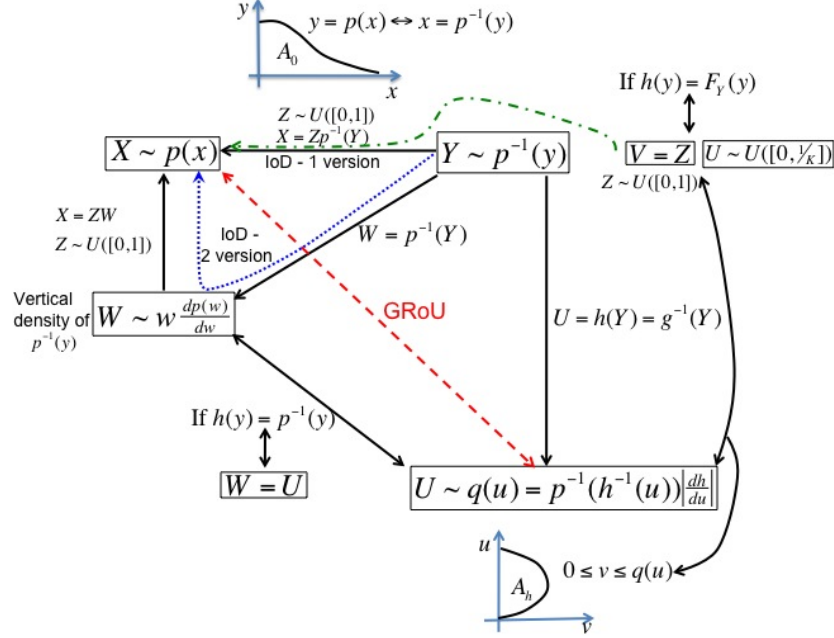


Fig. 11. Relationships among densities, random variables and sampling methods for a decreasing target PDF $y = p(x)$. Dashed line shows the connection produced by the GRoU algorithm whereas dotted line describes the second formulation of the inverse of density (IoD) method. The random variable $W \sim w \frac{dp}{dw}$ is the vertical density corresponding to the pdf $p^{-1}(y)$. Finally, dashed-dotted line depicts the relationship between the first formulation of the IoD and GRoU when $h(y) = g^{-1}(y) = F_Y(y)$ (see Section VI-C).

E. Effect of the constant c

So far, for simplicity we have set $c = 1$. However, all the previous considerations and remarks remain valid. Indeed, assuming a decreasing $p(x) = p_{dec}(x)$ and $c > 0$, for instance Eq. (51) becomes

$$\mathcal{A}_{g,p_{dec}} = \left\{ (v, u) \in \mathbb{R}^2 : 0 \leq v \leq p_{dec}^{-1} \left(\frac{g(u)}{c} \right) \dot{g}(u) \right\}. \quad (67)$$

Since, as we show in Section II, all this techniques work with unnormalized PDF, we can also multiply both inequalities for a positive constant $1/c$ obtaining

$$\begin{aligned}\mathcal{A}_{g,p_{dec}} &= \left\{ (v, u) \in \mathbb{R}^2 : 0 \leq v \leq \frac{1}{c} p_{dec}^{-1} \left(\frac{g(u)}{c} \right) \dot{g}(u) \right\}, \\ \mathcal{A}_{g,p_{dec}} &= \left\{ (v, u) \in \mathbb{R}^2 : 0 \leq v \leq p_{dec}^{-1} \left(\frac{g(u)}{c} \right) \frac{\dot{g}(u)}{c} \right\},\end{aligned}\tag{68}$$

then $\mathcal{A}_{g,p_{dec}}$ represents the area below $q(u) = p_{dec}^{-1} \left(\frac{g(u)}{c} \right) \frac{\dot{g}(u)}{c}$ that is the (unnormalized) PDF of the RV $U = g^{-1}(cY)$ where Y is distributed according to (unnormalized) PDF $p_{dec}^{-1}(y)$. See also Appendix B.

VII. FURTHER CONSIDERATIONS

In this section, we provide further observations about the connection among the GRoU and the transformed rejection sampling, and about some assumptions over the function $g(u)$.

A. Minimal rectangular region

Here, we show that the minimal rectangle \mathcal{R}_g such that $\mathcal{A}_g \subseteq \mathcal{R}_g$ is equivalent to a rectangular region \mathcal{R}_h embedding a set \mathcal{A}_h obtained with a transformation of a random variable Y with density $p^{-1}(y)$.

We have seen that the minimal rectangular region embedding the region \mathcal{A}_g ($\mathcal{A}_g \subseteq \mathcal{R}_g$) of the GRoU is defined as

$$\begin{aligned}\mathcal{R}_g &= \left\{ (v, u) \in \mathbb{R}^2 : 0 \leq u \leq \sup_x g^{-1}[cp(x)], \right. \\ &\quad \left. \inf_x x \dot{g}[g^{-1}(cp(x))] \leq v \leq \sup_x x \dot{g}[g^{-1}(cp(x))] \right\}.\end{aligned}\tag{69}$$

For lack of simplicity, in the following we consider a bounded decreasing PDF $p(x)$ defined for all $x \in \mathbb{R}^+$ with mode localized at $x = 0$. Recalling also that g is a positive increasing function, the first important observation is that $x \dot{g}[g^{-1}(cp(x))]$ is also positive so that

$$\inf_{x \in \mathbb{R}^+} x \dot{g}[g^{-1}(cp(x))] = 0.$$

Moreover, since g is increasing then also g^{-1} is increasing, a second observation is that

$$\sup_{x \in \mathbb{R}^+} g^{-1}(cp(x)) = g^{-1}(cp(0)),$$

where $x = 0$ is location of the mode of $p(x)$ (namely $p(0) = \sup_{x \in \mathbb{R}^+} p(x)$). Therefore for a bounded $p(x)$ defined in \mathbb{R}^+ and a mode at 0, we can rewrite \mathcal{R}_g as

$$\begin{aligned}\mathcal{R}_g &= \left\{ (v, u) \in \mathbb{R}^2 : 0 \leq u \leq \sup_x g^{-1}[cp(0)], \right. \\ &\quad \left. 0 \leq v \leq \sup_x x \dot{g}[g^{-1}(cp(x))] \right\}.\end{aligned}\tag{70}$$

Now, let us consider a increasing transformation $h(y)$ and a random variable Y distributed according to the inverse PDF $p^{-1}(y)$. Note that, since we assume a $p(x)$ is decreasing, bounded with mode at $x = 0$, $p^{-1}(y)$ has bounded domain $0 \leq y \leq p(0)$ but it is unbounded with a vertical asymptote at 0. Then, we consider the RV $U = h(Y)$ with PDF

$$q(u) = p^{-1}(h^{-1}(u)) \frac{dh^{-1}(u)}{du}, \quad \text{with } h(0) \leq u \leq h(p(0))$$

and indicate with \mathcal{A}_h the area below $q(u)$. We also assume that $h(y)$ is chosen adequately such that \mathcal{A}_h is bounded. In this case, a minimal rectangle \mathcal{R}_h embedding \mathcal{A}_h exists and clearly it is

$$\mathcal{R}_h = \left\{ (v, u) \in \mathbb{R}^2 : h(0) \leq u \leq h(p(0)), \right. \\ \left. 0 \leq v \leq \sup_u p^{-1}(h^{-1}(u)) \frac{dh^{-1}(u)}{du} \right\}. \quad (71)$$

Now, we desire to express $q(u)$ first as a function of y , obtaining $q(y)$, and later as a function of x , obtaining $q(x)$. Recall that Y a RV with PDF $p^{-1}(y)$ and $U = h(Y)$. Then, we have $u = h(y)$ and $y = h^{-1}(u)$ and we can write

$$q(y) = p^{-1}(y) \frac{dh^{-1}(h(y))}{du}, \quad \text{with } 0 \leq y \leq p(0).$$

Moreover, since $x = p^{-1}(y)$ and $y = p(x)$ we can also write

$$q(x) = x \cdot \frac{dh^{-1}(h(p(x)))}{du}, \quad \text{with } 0 \leq x \leq p^{-1}(0) \rightarrow +\infty,$$

i.e.,

$$q(x) = x \cdot \dot{h}^{-1}[h(p(x))], \quad \text{with } 0 \leq x \leq +\infty.$$

Then, we can rewrite the minimal rectangle \mathcal{R}_h as

$$\mathcal{R}_h = \left\{ (v, u) \in \mathbb{R}^2 : h(0) \leq u \leq h(p(0)), \right. \\ \left. 0 \leq v \leq \sup_x x \cdot \dot{h}^{-1}[h(p(x))], \right\}. \quad (72)$$

and if we choose $h = g^{-1}$ with $h(0) = 0$ and $c = 1$ then

$$\mathcal{R}_h = \left\{ (v, u) \in \mathbb{R}^2 : 0 \leq u \leq g^{-1}(p(0)), \right. \\ \left. 0 \leq v \leq \sup_x x \cdot \dot{g}[g^{-1}(p(x))], \right\}. \quad (73)$$

Note that \mathcal{R}_h in Eq. (73) is exactly the same rectangle \mathcal{R}_g in Eq. (70) when $a = 0$ and $c = 1$.

B. About the condition $g(0) = 0$

One assumption of the GRoU is that $g(0) = 0$: is it strictly necessary? can this condition be relaxed? We can disclose that the condition $g(0) = 0$ is needed with the version of the GRoU that we have tackled so far, in Section IV. However, note that it is possible to propose different versions GRoU as we show in the Appendices C, D and E.

To relax the assumption $g(0) = 0$ we can study two different possibilities: $g(0) = c \neq 0$ and $g(b) = 0$.

The condition $g(0) = c \neq 0$, depicted in Figure 12(a), is impossible (at least, in the classical formulation of the GRoU of Section IV). Indeed, we have that

- in the standard GRoU the function $g(u)$ has to be increasing,
- and we know that the transformation $h(y) = g^{-1}(y)$ is applied to a RV Y with PDF $p^{-1}(y)$ that is defined in $(0, p(0)]$.

In this situation, the inverse function $h(y) = g^{-1}(y)$ is shown in Figure 12(b). We know that this transformation $U = h(Y)$ has to be apply to a RV Y with PDF $p^{-1}(y)$ of type in Figure 12(c). Then, the RV Y takes values in $(0, p(0)]$. Therefore, if $c \neq 0$ in the interval $(0, c]$ $h(y)$ is not defined but Y can take values there, then the transformation $U = h(Y) = g^{-1}(Y)$ is not possible.

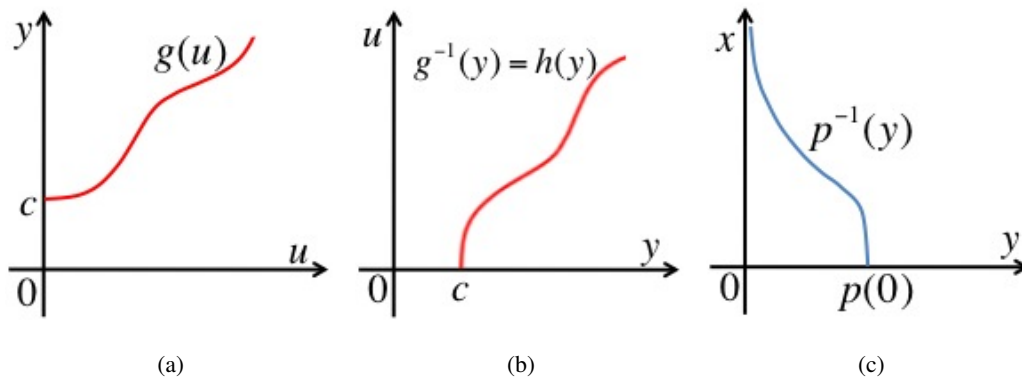


Fig. 12. Explication why $g(0) = c \neq 0$ is not possible in the GRoU. **(a)** Example of (increasing) function $g(u)$ with $g(0) = c \neq 0$. **(b)** The inverse function $g^{-1}(y) = h(y)$ corresponding to the $g(u)$ in Figure (a). **(c)** Example of inverse PDF $p^{-1}(y)$.

However, the second case $g(b) = 0$ with $b \neq 0$ is possible with a slight extension of the GRoU that we show in the Appendix D. Indeed, in this case we have $g(u) : [b, +\infty) \rightarrow \mathbb{R}^+$ and then $h(0) = g^{-1}(0) = b$.

Figure 13(a) illustrates an example of function $g(u)$ with $g(b) = 0$ and $b \neq 0$. Figure 13(b) shows the corresponding inverse function $g^{-1}(y) = h(y)$. Finally, Figure 13(c) depicts the area \mathcal{A}_g this case when $g(b) = 0$ then $h(0) = b$.

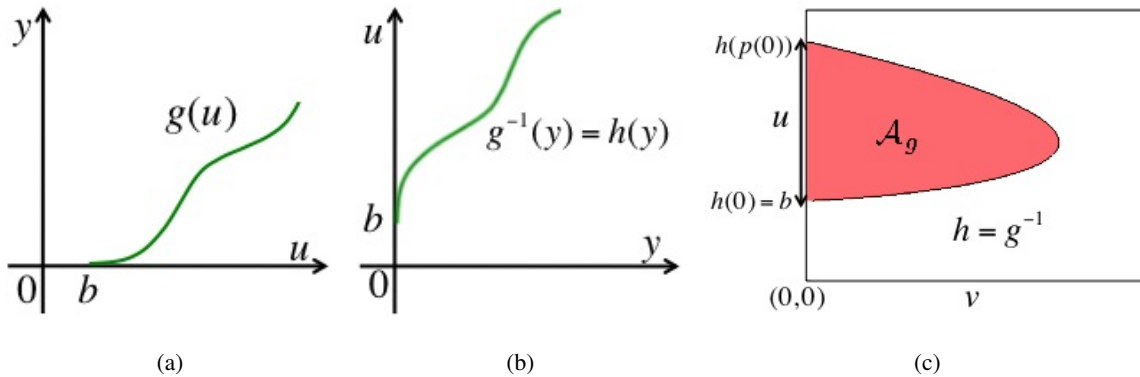


Fig. 13. Explication why $g(b) = 0$ with $b \neq 0$ is possible in an extended version of the GRoU (see Appendix D). **(a)** Example of (increasing) function $g(u)$ with $g(b) = 0$ with $b \neq 0$. **(b)** The inverse function $g^{-1}(y) = h(y)$ corresponding to the $g(u)$ in Figure (a). **(c)** Example of region \mathcal{A}_g when $g(b) = 0$ with $b \neq 0$.

Another way to understand this issue is the following: in the definition of \mathcal{A}_g we need to combine g^{-1} and $cp(x)$, i.e.,

$$g^{-1} \circ cp(x) = g^{-1}[cp(x)].$$

Since $p(x) \in [0, M]$ where $M = \sup_{x \in \mathbb{R}} p(x)$ ($M = p(0)$), we are assuming the mode is localized at 0) then g^{-1} has to be defined in $[0, M]$.

C. Constant c and image of $g(u)$

The sign of the constant c is related to the domain of $g^{-1}(y)$, namely, the image of $g(u)$. Indeed, if $c > 0$, it is straightforward to see the $g^{-1}(y)$ must be defined in \mathbb{R}^+ since we have the composition of functions $g^{-1} \circ cp(x)$ where $p(x) \geq 0$. Indeed, since we have assumed $c > 0$, so far we have considered always functions $g(u) : \mathbb{R} \rightarrow \mathbb{R}^+$, i.e., the domain of g^{-1} is \mathbb{R}^+ .

Moreover, as we have seen in Section VI-E, for general values of c , the GRoU is equivalent to the transformation of RVs $U = g^{-1}(cY)$ where Y has PDF $p^{-1}(y)$, then another time we can deduce that the RV cY must take values into the domain of $g^{-1}(y)$. Therefore, if we consider a function $g(u) : \mathbb{R} \rightarrow \mathbb{R}^-$ then we must use a negative c , i.e., $c < 0$.

VIII. GENERAL PDFS

In this section, we investigate the connection between GRoU and Inverse-of-density (Khintchine's theorem) for generic densities.

A. Inverse-of-density (and Khintchine's theorem) for generic PDFs

Before to analyze the GRoU applied for generic non-monotonic PDFs, first of all we discuss and recall how it is possible apply the inverse-of-density approach in Section II-C for generic PDFs. Let us define the set of points

$$\mathcal{A}_{0|y} = \{(x, z) \in \mathcal{A}_0, z = y\}, \quad (74)$$

i.e., all the points in \mathcal{A}_0 such that $z = y$ for all $y \in \mathbb{R}^+$. Then we can define the *generalized* inverse PDF as

$$p_G^{-1}(y) = |\mathcal{A}_{0|y}|, \quad (75)$$

where $|\mathcal{A}_{0|y}|$ is the Lebesgue measure of $\mathcal{A}_{0|y}$.

Then the inverse-of-density approach (and all the extended versions of Khintchine's theorem [Bryson and Johnson, 1982, Devroye, 1984, de Silva, 1978, Chaubey et al., 2010, Olshen and Savage, 1970, Shepp, 1962]) can be summarized in this way: we can draw samples from $p(x)$ if we are able

- to generate a sample y' from $p_G^{-1}(y)$,
- and then generate uniformly a point (x', y') on $\mathcal{A}_{0|y'}$. Then x' is distributed according to $p(x)$.

Note that this approach is strictly related to the *slice sampling* algorithm. Clearly, this general approach can be expressed in different ways in different specific cases (as symmetric unimodal PDF with mode at 0 [Shepp, 1962]), yielding different versions of Khintchine's theorem [Chaubey et al., 2010, Shepp, 1962].

It is interesting to observe that (a) is monotone non-increasing [Damien and Walker, 2001, Jones, 2002], (b) it has an vertical asymptote at 0 (if the domain of $p(x)$ is unbounded) and minimum at $\sup_x p(x)$. Figure 14 shows an example of bimodal PDF and the corresponding generalized inverse PDF $p_G^{-1}(y)$. Observe that, for instance, in case the set $\mathcal{A}_{0|y}$ can be formed by two disjoint segments (as in Figure 14(a), S_1 and S_2) or just one depending on the value of y . Clearly, the length of the sets S_1 and S_2 depend on the 4 monotonic pieces $p_i(x)$, $i = 1, \dots, 4$, that form $p(x)$.

B. GRoU for unimodal PDF with mode at 0

In Section VI we have already seen the definition of \mathcal{A}_g when $p(x)$ is increasing or decreasing with mode at 0. If the target PDF $p(x)$ is unimodal with mode at 0, we can divide the domain $\mathcal{D} = \mathcal{D}_1 \cup \mathcal{D}_2$ where $\mathcal{D}_1 = [0, +\infty)$ with $p(x) = p_{dec}(x)$ is decreasing and $\mathcal{D}_2 = (-\infty, 0]$ with $p(x) = p_{inc}(x)$ is increasing. Hence, in this case, the complete set \mathcal{A}_g can be also written as (combining Eq. 51 and Eq.

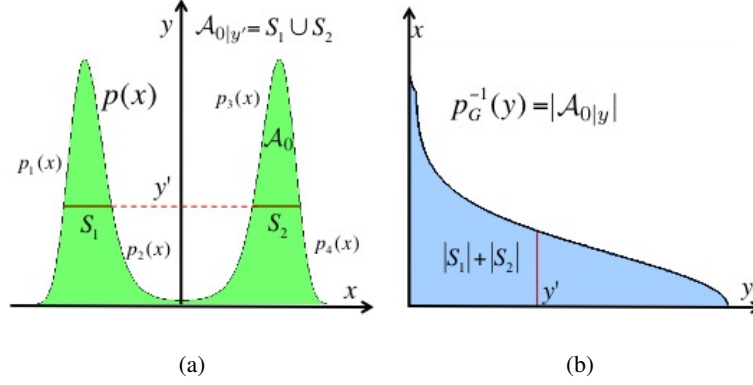


Fig. 14. **(a)** A bimodal PDF $p(x)$. Monotonic parts of $p(x)$ are indicated by $p_i(x)$, $i = 1, \dots, 4$. **(b)** The corresponding generalized inverse PDF $p_G^{-1}(y)$.

52)

$$\mathcal{A}_g = \{(v, u) \in \mathbb{R}^2 : p_{inc}^{-1}(g(u)) \dot{g}(u) \leq v \leq p_{dec}^{-1}(g(u)) \dot{g}(u)\}. \quad (76)$$

Note that the inequalities depend on the sign of the first derivative of $p(x)$ (i.e., where $p(x)$ is increasing or decreasing). Then, we could interpret it as if the GRoU applies a transformation $U = g^{-1}(Y)$ over two random variables, Y_1 with PDF $p_{dec}^{-1}(y)$ and Y_2 with PDF $-p_{inc}^{-1}(y)$.

Figure 15(a) shows an example of unimodal PDF with mode localized at zero. Figure 15(b) illustrates the same region \mathcal{A}_0 rotated 90° (i.e., switching the axes x and y). It is possible to figure out that $p_G^{-1}(y) = p_{dec}^{-1}(y) - p_{inc}^{-1}(y)$ where $p_G^{-1}(y)$ is the generalized inverse density associated to $p(x)$. Finally, Figure 15(c) depicts the corresponding region \mathcal{A}_g using $g(u) = u^2/2$. We can also observe that for a given value u and defining the subset $\mathcal{A}_{g|u} \subset \mathcal{A}_g$

$$\mathcal{A}_{g|u} \triangleq \{(v, z) \in \mathcal{A}_g, z = u\}, \quad (77)$$

then we can write the expression

$$p_G^{-1}(g(u)) \frac{dg}{du} = |\mathcal{A}_{g|u}|, \quad (78)$$

where in the first side we have the PDF of a transformed RV $U = g^{-1}(Y)$ where Y is distributed as $p_G^{-1}(y)$ and $|\mathcal{A}_{g|u}|$ is the Lebesgue measure of the subset $\mathcal{A}_{g|u}$.

C. Unimodal PDF with mode at $a \neq 0$

In this section, we consider the application of GRoU method to a unimodal PDF $p(x)$ ($x \in \mathbb{R}^+$ without loss of generality) with mode at $a \neq 0$. We can see an example in Figure 16(a).

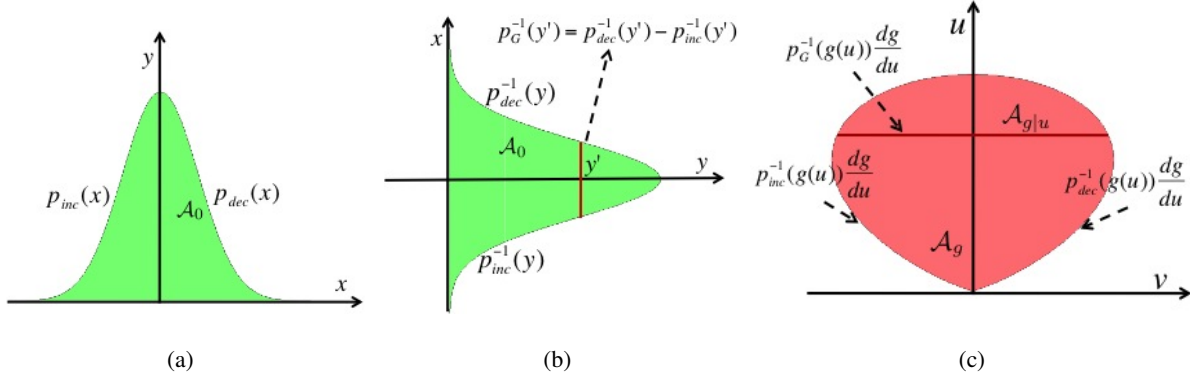


Fig. 15. **(a)** A unimodal PDF $p(x)$ with mode localized at zero. **(b)** The region \mathcal{A}_0 rotated 90° . In this case, the generalized inverse PDF $p_G^{-1}(y)$ can be written as $p_G^{-1}(y) = p_{dec}^{-1}(y) - p_{inc}^{-1}(y)$. If the target PDF $p(x)$ is also symmetric we have $p_{dec}^{-1}(y) = -p_{inc}^{-1}(y)$, hence $p_G^{-1}(y) = 2p_{dec}^{-1}(y)$. **(c)** The corresponding region $\mathcal{A}_g = \{(v, u) \in \mathbb{R}^2 : p_{inc}^{-1}(g(u)) \dot{g}(u) \leq v \leq p_{dec}^{-1}(g(u)) \dot{g}(u)\}$ obtained by the GRoU using $g(u) = u^2/2$.

In Figure 16(b) is depicted the region \mathcal{A}_0 below $p(x)$ with the axis $x - y$ switched (as rotated 90°). In this case the region \mathcal{A}_0 can be described as

$$\mathcal{A}_0 = \{(x, y) \in \mathbb{R}^2 : p_{inc}^{-1}(y) \leq x \leq p_{dec}^{-1}(y)\}. \quad (79)$$

Moreover, observing Figure 16(b) we can individuate and define 5 random variables: a RV Y_1 with PDF $p_{dec}^{-1}(y) - a$ (associated to the region A_1), RV Y_2 with PDF $a - p_{inc}^{-1}(y)$ (associated to the region A_2), Y_3 with PDF $p_{inc}^{-1}(y)$ (associated to the region A_2), Y_4 with PDF $p_{dec}^{-1}(y)$ (associated to the regions A_1 , A_2 and A_2) and finally Y_5 with PDF the generalized inverse density $p_G^{-1}(y) = p_{dec}^{-1}(y) - p_{inc}^{-1}(y)$. Note that \mathcal{A}_0 is only composed by A_1 and A_2 , i.e., $\mathcal{A}_0 = A_1 \cup A_2$.¹⁰

Now, we consider the transformation of random variables $U_1 = g^{-1}(Y_3)$ and $U_2 = g^{-1}(Y_4)$ (with g^{-1} an increasing function) and plot together the two PDFs $q_1(u) \propto p_{inc}^{-1}(g(u)) \frac{dg}{du}$ and $q_2(u) \propto p_{dec}^{-1}(g(u)) \frac{dg}{du}$ obtaining the regions B_1 , B_2 and B_3 as represented in Figure 16(c). The region attained with the GRoU method is exactly $\mathcal{A}_g = B_1 \cup B_2$ (in Figure 16(c) we use $g(u) = u^2/2$) and we can write it as

$$\mathcal{A}_g = \left\{ (v, u) \in \mathbb{R}^2 : p_{inc}^{-1}(g(u)) \frac{dg}{du} \leq v \leq p_{dec}^{-1}(g(u)) \frac{dg}{du} \right\}. \quad (80)$$

¹⁰If we desire to draw uniformly on \mathcal{A}_0 defined as in Figure 16(b), we should to be able to simulate a RV Y_5 with PDF $p_G^{-1}(y)$. Indeed, to do it we could simulate a r.v. Y_4 , i.e., generate a sample y' according to a PDF proportional to $p_{dec}^{-1}(y)$, then draw $u' \sim \mathcal{U}([0, 1])$, finally calculate $x' = u' p_{dec}^{-1}(y')$ and accept x' if $x' \geq p_{inc}^{-1}(y')$ (hence, (x', y') is uniformly distributed on \mathcal{A}_0 , x' is distributed according $p(x)$ and y' as $p_G^{-1}(y)$).

Note that we can interpret that the boundary of \mathcal{A}_g can be obtained through a “transformation” of the contour of the region \mathcal{A}_0 (see Eqs. (79) and (80)). Finally, recalling the subset $\mathcal{A}_{g|u} = \{(v, z) \in \mathcal{A}_g, z = u\}$ then note that in this case we also have $p_G^{-1}(g(u)) \frac{dg}{du} = |\mathcal{A}_{g|u}|$.

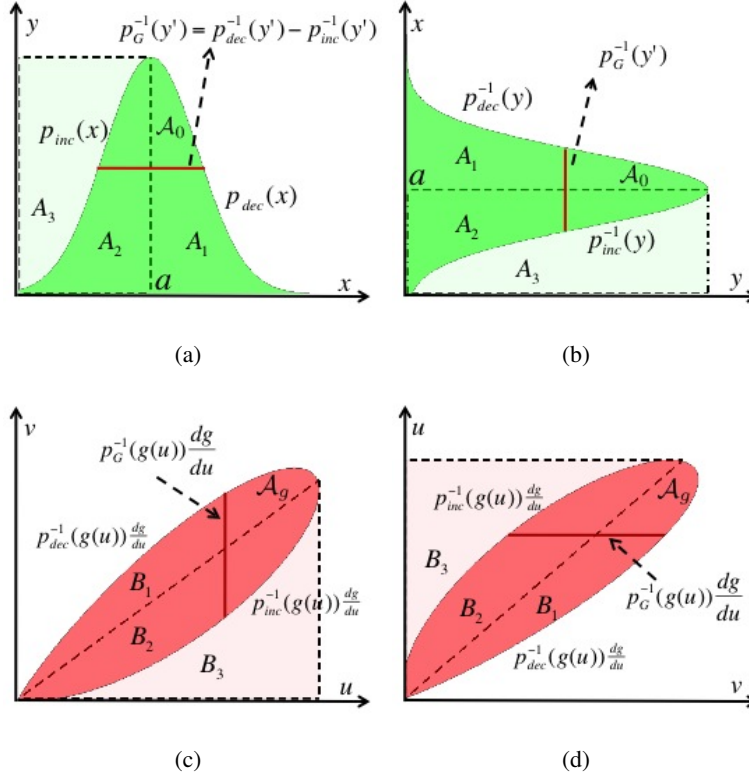


Fig. 16. **(a)** An example of unimodal density $p(x)$. **(b)** The region \mathcal{A}_0 represented switching the axes $x - y$. **(c)** The region \mathcal{A}_g obtained with the GRoU technique with $g(u) = u^2/2$. **(d)** The same region \mathcal{A}_g represented switching the axes $u - v$ in the previous picture (it is typical representation of the GRoU regions).

D. Generic PDF

Let us assume that we can divide the domain \mathcal{D}_X of the PDF $p(x)$ with a partition formed by N disjoint sets, i.e., $\mathcal{D}_X = \mathcal{D}_1 \cup \mathcal{D}_2 \cup \dots \mathcal{D}_N$, where $p(x)$ is monotonic increasing or decreasing, i.e.,

$$p(x) = p_j(x) \quad \text{and} \quad x \in \mathcal{D}_j, \quad (81)$$

where $p_j(x)$ is an increasing or decreasing function.

Let us assume, moreover, that $p(x)$ is a continuous function with $\mathcal{D}_X = \mathbb{R}$. Since $\int_{\mathcal{D}_X} p(x) dx < +\infty$, then N is even and $p_{2i-1}(x)$, with $i = 1, \dots, N/2$, are increasing functions whereas $p_{2i}(x)$, with

$i = 1, \dots, N/2$, are decreasing functions. Then, the region \mathcal{A}_g generated by the GRoU can be expressed as

$$\mathcal{A}_g = \mathcal{A}_{g,1} \cup \mathcal{A}_{g,2} \cup \dots \cup \mathcal{A}_{g,N/2}, \quad (82)$$

where

$$\mathcal{A}_{g,i} = \{(v, u) \in \mathbb{R}^2 : p_{2i-1}^{-1}(g(u)) \dot{g}(u) \leq v \leq p_{2i}^{-1}(g(u)) \dot{g}(u)\}, \quad (83)$$

for $i = 1, \dots, N/2$. Figure 17(a) shows the bimodal PDF $p_0(x) \propto p(x) = \exp\{-(x^2 - 4)^2/4\}$ and the corresponding region \mathcal{A}_g obtained by the GRoU with $g(u) = \frac{1}{2}u^2$ is illustrated in Figure 17(b). We recall that, as illustrated in Figure 17(a), we can define

$$\mathcal{A}_{0|y} = \{(x, z) \in \mathcal{A}_0, z = y\}, \quad (84)$$

and then we can write

$$p_G^{-1}(y) = |\mathcal{A}_{0|y}|. \quad (85)$$

Since in this case it is composed by two segments, $\mathcal{A}_{0|y} = S_1 \cup S_2$, we have $p_G^{-1}(y) = |S_1| + |S_2|$. Then, recalling the definition of the subset $\mathcal{A}_{g|u} = \{(v, z) \in \mathcal{A}_g, z = u\}$, hence note that we have again that

$$p_G^{-1}(g(u)) \frac{dg}{du} = |\mathcal{A}_{g|u}|,$$

as depicted in Figure 17(b).

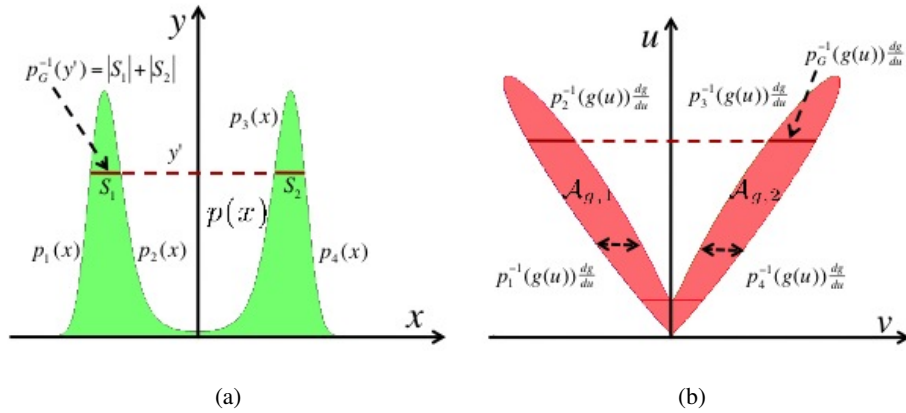


Fig. 17. **(a)** A bimodal density $p_0(x) \propto p(x) = \exp\{-(x^2 - 4)^2/4\}$ formed by 4 monotonic pieces $p_i(x)$, $i = 1, \dots, 4$. **(b)** The the corresponding region $\mathcal{A}_g = \mathcal{A}_{g,1} \cup \mathcal{A}_{g,2}$ obtained by the GRoU using $g(u) = u^2/2$.

E. Discussion about GRoU

The RoU and GRoU techniques were introduced [Kinderman and Monahan, 1977, Wakefield et al., 1991] as a bivariate transformation of the bidimensional region \mathcal{A}_0 below the target PDF $p(x)$. To be specific, the RoU techniques were presented as a transformation of a bidimensional *uniform random variable* defined over \mathcal{A}_0 . This bivariate transformation follows the equations $x = \frac{v}{g(u)}$ and $y = u$ (see Appendix A). These relationships describe all the points *within* the transformed region \mathcal{A}_g .

In this work (and, specially, in this section) we have also seen that the GRoU can be interpreted as transformations of random variables Y_i with PDFs the monotonic pieces $p_i^{-1}(y)$, $i = 1, \dots, N$ (where the monotonic functions $p_i(x)$, $i = 1, \dots, N$ compose the target density $p(x)$). These transformed densities describe disjoint parts of the *boundary* of region \mathcal{A}_g obtained with the GRoU.

Furthermore, given the random vector (V, U) uniformly distributed on \mathcal{A}_g , we have seen that the second random coordinate U is distributed according to $q(u) \propto p_G^{-1}(g(u)) \frac{dg}{du}$. Namely, we can write the RV U as a transformation of a RV Y , i.e., exactly as $U = g^{-1}(Y)$, where Y is distributed according to the generalized inverse PDF $p_G^{-1}(y)$.

IX. GROU FOR UNBOUNDED PDFS

Another assumption used on the Theorem 2 of the GRoU is that $p_0(x) \propto p(x)$ must be bounded. In this section, we discuss as to design a GRoU technique for unbounded PDFs (with bounded support, for simplicity) using the observations in Section VI. We will refer to this technique as *unbounded GRoU* (U-GRoU). Then consider, for instance, a *decreasing* target PDF $p_0(x) \propto p(x)$, where

$$p(x) : \mathcal{D}_X = (0, b] \rightarrow \mathbb{R}^+,$$

with an vertical asymptote at $x^* = 0$. In this case, to apply a kind of GRoU approach to draw samples from $p_0(x) \propto p(x)$, we have two possibilities:

- 1) the first option is to apply the standard GRoU for bound PDFs of Section IV to the inverse PDF $p^{-1}(y)$ (that is clearly bounded with unbounded domain, in this case), in order to produce a sample y' from $p^{-1}(y)$. Then, samples distributed according to $p_0(x)$ can be obtained using the IoD method in Section II-C, i.e., $x' = z'y'$ where $z' \sim \mathcal{U}([0, 1])$. However, we need to be able to evaluate $p^{-1}(y)$, namely to invert $p(x)$, and it could be difficult or impossible, in general.
- 2) A more general approach is to design a GRoU technique to tackle directly this kind of unbounded target PDFs. To do that, we can use the observations and discussions about the GRoU provided in the previous Section VI.

In Section VI, we have emphasized that the GRoU is equivalent to a transformation $g^{-1}(y)$ of a RV $Y \sim p^{-1}(y)$ (with $c = 1$ and $p(x)$ monotonic). If the transformation $U = g^{-1}(Y)$ is adequately chosen the region \mathcal{A}_g defined by the GRoU is bounded.

In this situation, $p^{-1}(y) : \mathbb{R}^+ \rightarrow (0, b]$ is bounded with unbounded support. In Section III-B2 we have described the conditions that an increasing transformation $\varphi(y) : \mathbb{R}^+ \rightarrow [d_1, d_2]$ (where $d_1 < d_2$ are generic constant) has to fulfill in order to obtain bounded PDFs with bounded support. The random variable $U = \varphi(Y)$ has PDF

$$q(u) = p^{-1}(\varphi^{-1}(u)) \frac{d\varphi^{-1}}{du} \quad \text{with} \quad d_1 \leq u \leq d_2. \quad (86)$$

The PDF $q(u)$ is bounded if $p^{-1}(y)$ is an infinitesimal of the same or higher order than $\dot{\varphi}(y)$ at $y \rightarrow +\infty$, as we have shown in Section III-B2. Therefore, with this suitable function $\varphi(y)$ and the observations in Section VI we can define the corresponding suitable region \mathcal{A}_φ as

$$\mathcal{A}_\varphi = \left\{ (v, u) \in \mathbb{R}^2 : 0 \leq u \leq \varphi \left[p \left(\frac{v}{\dot{\varphi}^{-1}(u)} \right) \right] \right\}, \quad (87)$$

so that the sample

$$x = \frac{v}{\dot{\varphi}^{-1}(u)}$$

is distributed as $p_0(x) \propto p(x)$ if (v, u) are uniformly distributed on \mathcal{A}_φ . In the sequel, we provide two examples of suitable transformations $\varphi(y)$.

Example 3: Consider the unbounded target pdf

$$p_0(x) \propto p(x) = \sqrt{-2 \log(x)} \quad \text{with} \quad x \in (0, 1]. \quad (88)$$

In this case, a first U-GRoU scheme can be found using

$$\begin{cases} \varphi(y) = \arctan(y) : \mathbb{R}^+ \rightarrow \left[0, \frac{\pi}{2}\right), \\ \varphi^{-1}(u) = \tan(u) : \left[0, \frac{\pi}{2}\right) \rightarrow \mathbb{R}^+, \\ \dot{\varphi}^{-1}(u) = \tan(u)^2 + 1, \end{cases} \quad (89)$$

i.e., if (v, u) is uniformly distributed on \mathcal{A}_φ

$$\mathcal{A}_\varphi = \left\{ (v, u) \in \mathbb{R}^2 : 0 \leq u \leq \arctan \left[p \left(\frac{v}{\tan(u)^2 + 1} \right) \right] \right\}, \quad (90)$$

then $x = \frac{v}{\tan(u)^2 + 1}$ is distributed as $p_0(x)$. Figure 18 depicts the region \mathcal{A}_φ for this choice of $\varphi(y)$. The acceptance rate with $\varphi(y) = \arctan(y)$, using the optimal overbounding rectangle, is $\approx 65\%$.

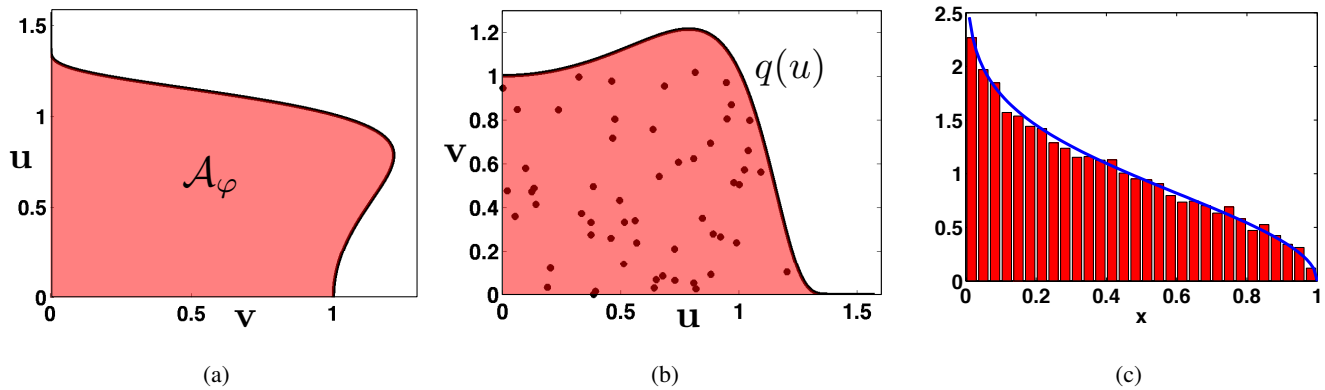


Fig. 18. **(a)** Region \mathcal{A}_φ for $p_0(x) \propto p(x) = \sqrt{-2 \log(x)}$ ($x \in [0, 1)$) corresponding to the choice $\varphi(y) = \arctan(y)$. **(b)** The same region \mathcal{A}_φ with rotated axes and 55 samples uniformly distributed on \mathcal{A}_φ . The boundary is described by the function $q(u) = p^{-1}(\varphi^{-1}(u)) \frac{d\varphi^{-1}}{du}$. **(c)** Normalized histogram of 10000 generated and accepted samples via GRoU.

A second possibility is given using, for instance,

$$\begin{cases} \varphi(y) = \frac{y}{y+1} : \mathbb{R}^+ \rightarrow [0, 1), \\ \varphi^{-1}(u) = -\frac{u}{u-1} : [0, 1) \rightarrow \mathbb{R}^+, \\ \dot{\varphi}^{-1}(u) = \frac{u}{(u-1)^2} - \frac{1}{u-1}, \end{cases} \quad (91)$$

i.e., if (v, u) is uniformly distributed on \mathcal{A}_φ

$$\mathcal{A}_\varphi \triangleq \left\{ (v, u) \in \mathbb{R}^2 : 0 \leq u \leq \frac{p\left(\frac{v}{u/(u-1)^2 - 1/(u-1)}\right)}{p\left(\frac{v}{u/(u-1)^2 - 1/(u-1)}\right) + 1} \right\}, \quad (92)$$

then $x = \frac{v}{u/(u-1)^2 - 1/(u-1)}$ is distributed according to $p_0(x)$.¹¹ Figure 19 illustrates the region \mathcal{A}_φ for this other choice of $\varphi(y)$. The acceptance rate in this case, using the optimal overbounding rectangle, is $\approx 51\%$.

X. CONCLUSIONS

In this work, we have shown that the generalized ratio of uniforms (GRoU) algorithm [Kinderman and Monahan, 1977, Wakefield et al., 1991] can be seen as combination of other classical sampling strategies: an extension of inverse-of-density (IoD) method [Bryson and Johnson, 1982, Chaubey et al., 2010, Devroye, 1986, Jones, 2002, Khintchine, 1938, Shepp, 1962] (and, at the same time, of the fundamental

¹¹Clearly, any proposed sample x' such that $x' < 0$ or $x' > 1$ is inadmissible since the target $p_0(x)$ is defined in $[0, 1)$.

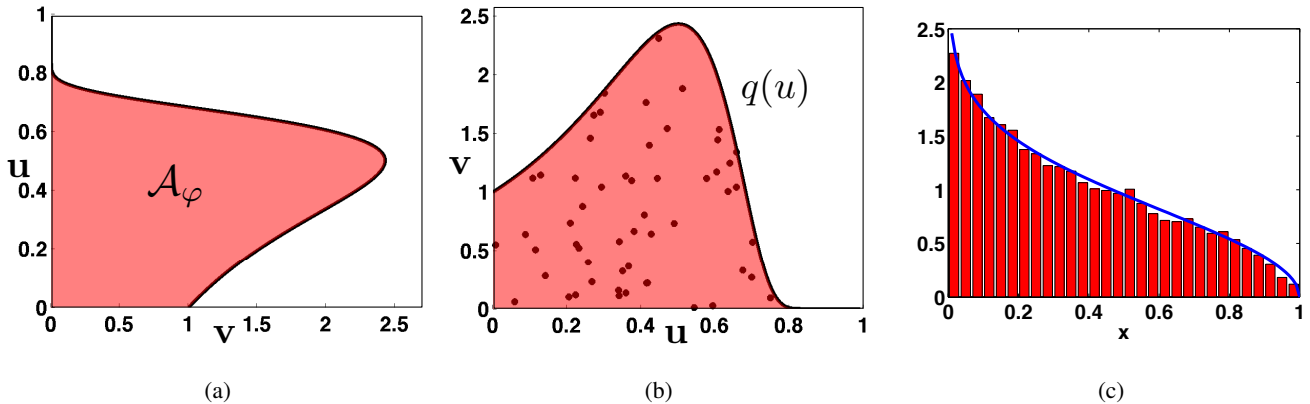


Fig. 19. (a) Region \mathcal{A}_φ for $p_0(x) \propto p(x) = \sqrt{-2\log(x)}$ ($x \in [0, 1)$) corresponding to the choice $\varphi(y) = \frac{y}{y+1}$. (b) The same region \mathcal{A}_φ with rotated axes and 55 samples uniformly distributed on \mathcal{A}_φ . The boundary is described by the function $q(u) = p^{-1}(\varphi^{-1}(u)) \frac{d\varphi^{-1}}{du}$. (c) Normalized histogram of 10000 generated and accepted samples via GRoU.

theorem of simulation approach [Devroye, 1986, Robert and Casella, 2004]) and the transformed rejection sampling (TRS) [Devroye, 1986, Hörmann and Derflinger, 1994, Marsaglia, 1984, Wallace, 1976].

Specifically, for *monotonic* densities with mode at zero, the GRoU is *completely equivalent* to a combination of the TRS approach applied to the inverse PDF $p^{-1}(y)$ (Section III-B1), an extension of the IoD strategy (Section II-C) and an extension of the fundamental theorem idea (Section II-B). The classical IoD technique and also the fundamental theorem of simulation provide the relationship between random variates from $p^{-1}(y)$ and samples drawn from $p(x)$ whereas the GRoU links the realizations of a RV $U = g^{-1}(Y)$, where Y has PDF $p^{-1}(y)$, to the samples distributed as the target PDF $p(x)$. Moreover, we have exhibited that the conditions about the function $g(u)$ required in the GRoU [Wakefield et al., 1991] to obtain a *bounded* region \mathcal{A}_g are *exactly* the same assumptions needed to the transformation $U = h(Y) = g^{-1}(Y)$ (where Y has density $p^{-1}(y)$) in the TRS approach, in order to achieve *bounded* transformed PDF $q(u) = p(h^{-1}(u)) \frac{dh^{-1}}{du}$ with bounded domain. We have also seen that the TRS approach can be considered lightly more general than the GRoU approach in the sense that some conditions required by the GRoU can be relaxed as we show, for instance, in Sections VII-B-VII-C and the Appendices D-E.

For generic non-monotonic densities, formed by N monotonic pieces $p_i(x)$, $i = 1, \dots, N$, the boundary of the region \mathcal{A}_g of the GRoU can be expressed as transformations of random variables Y_i with PDFs $p_i^{-1}(y)$, the inverse functions of the monotonic pieces $p_i(x)$, $i = 1, \dots, N$. Moreover, the RV U of the random vector (V, U) uniformly distributed on \mathcal{A}_g is distributed according to the PDF $q(u) \propto p_G^{-1}(g(u)) \frac{dg}{du}$ where $p_G^{-1}(y)$ is the generalized inverse PDF. Namely, we can write the RV U

as a transformation of a RV Y , i.e., exactly as $U = g^{-1}(Y)$, where Y is distributed according to $p_G^{-1}(y)$.

Therefore, in this work we have illustrated the close relationships among GRoU, IoD and TRS approaches in Section VI. Using the considerations in Section VI, we have also relaxed different assumptions of the GRoU (see Sections VII-B-VII-C and Appendices D, E). Moreover, the discussions in Section VI allow us to design of a GRoU technique to deal with unbounded target PDFs, in Section IX. Finally, we use the considerations and remarks in Section VI to clarify certain aspects about the optimality on the choice of the functions $g(u)$. Indeed, we have deduced which is the function $g(u)$ to obtain a rectangular region \mathcal{A}_g (see Section VI-C).

XI. ACKNOWLEDGMENT

This work has been partially supported by the Ministry of Science and Innovation of Spain (MONIN project, ref. TEC-2006-13514-C02-01/TCM, DEIPRO project, ref. TEC-2009-14504-C02-01 and Consolider-Ingenio program 2010 ref. CSD2008- 00010 COMONSENS) and the Autonomous Community of Madrid (project PROMULTIDIS-CM, ref. S-0505/TIC/0233).

APPENDIX

A. Proof of the GRoU

Given the transformation $(v, u) \in \mathbb{R}^2 \rightarrow (x, z)$

$$\begin{cases} x = \frac{v}{\dot{g}(u)} \\ z = u \end{cases} \longrightarrow \begin{cases} v = x\dot{g}(z) \\ u = z \end{cases}, \quad (93)$$

and a pair of RV's (V, U) uniformly distributed on \mathcal{A}_g , we can write the joint PDF $q(x, y)$ of the transformed RV's (X, Z) as

$$q(x, z) = \frac{1}{|\mathcal{A}_g|} |J^{-1}| \quad \text{for all } 0 \leq z \leq g^{-1}[cp(x)], \quad (94)$$

where $|\mathcal{A}_g|$ denotes the area of \mathcal{A}_g , and J^{-1} is the Jacobian of the inverse transformation, namely,

$$J^{-1} = \det \begin{bmatrix} \dot{g}(z) & x\ddot{g}(z) \\ 0 & 1 \end{bmatrix} = \dot{g}(z). \quad (95)$$

Since we assume $\dot{g}(z) \geq 0$ (i.e., g increasing), then $|J^{-1}| = |\dot{g}(z)| = \dot{g}(z)$ and substituting (95) into (94) yields

$$q(x, z) = \begin{cases} \frac{1}{|\mathcal{A}_g|} \dot{g}(z) & \text{for } 0 \leq z \leq g^{-1}[cp(x)], \\ 0, & \text{otherwise.} \end{cases} \quad (96)$$

Hence, integrating $q(x, z)$ w.r.t. z yields the marginal PDF of the RV X ,

$$\begin{aligned} q(x) &= \int_{-\infty}^{+\infty} q(x, z) dz = \int_0^{g^{-1}[cp(x)]} \frac{1}{|\mathcal{A}_g|} \dot{g}(z) dz = \\ &= \frac{1}{|\mathcal{A}_g|} \left[g(z) \right]_0^{g^{-1}[cp(x)]} = \frac{c}{|\mathcal{A}_g|} p(x) - \frac{1}{|\mathcal{A}_g|} g(0) \end{aligned} \quad (97)$$

where the first equality follows from Eq. (96) and the remaining calculations are trivial. Since we have also assumed $g(0) = 0$, it turns out that

$$q(x) = \frac{c}{|\mathcal{A}_g|} p(x) = p_0(x).$$

Hence, we have proved that a marginal PDF is exactly $p_0(x) \propto p(x)$. \square

B. Important observation

In the proof above, we have integrated the bidimensional pdf $q(x, z)$ in Eq. (96) w.r.t. z finding the marginal pdf $q(x)$ that is exactly our target $p_0(x)$. Note that the set

$$\mathcal{A}_g = \left\{ (v, u) \in \mathbb{R}^2 : 0 \leq u \leq g^{-1} \left[c p \left(\frac{v}{\dot{g}(u)} \right) \right] \right\},$$

can be expressed in terms of (x, z) , i.e.,

$$\mathcal{A}_g = \left\{ (x, z) \in \mathbb{R}^2 : 0 \leq z \leq g^{-1} [c p(x)] \right\},$$

and since g^{-1} is increasing and assuming $p(x)$ decreasing (c is positive), we can rewrite it as

$$\mathcal{A}_g = \left\{ (x, z) \in \mathbb{R}^2 : 0 \leq x \leq p^{-1} \left[\frac{1}{c} g(z) \right] \right\}.$$

Then, if we integrate $q(x, z)$ w.r.t. x we obtain (setting $k = 1/c$)

$$\begin{aligned} q(z) &= \int_{-\infty}^{+\infty} q(x, z) dx = \int_0^{p^{-1}[k g(z)]} \frac{1}{|\mathcal{A}_g|} \dot{g}(z) dx = \\ &= \frac{1}{|\mathcal{A}_g|} \left[\dot{g}(z) x \right]_0^{p^{-1}[k g(z)]} = \frac{1}{|\mathcal{A}_g|} \dot{g}(z) p^{-1} [k g(z)] - \frac{1}{|\mathcal{A}_g|} \dot{g}(z) 0, \quad (98) \\ q(z) &= \frac{1}{|\mathcal{A}_g|} \dot{g}(z) p^{-1} [k g(z)]. \end{aligned}$$

Namely, the RV $Z = U$ (see Eq. (93)) is obtained as a transformation $Z = U = g^{-1}(\frac{1}{k}Y) = g^{-1}(cY)$ of the RV Y with pdf $p^{-1}(y)$ that is exactly what we anticipate in Section VI.

C. Other interesting observations

It is interesting to notice that:

- If we consider the same $\mathcal{A}_g = \left\{ (v, u) \in \mathbb{R}^2 : 0 \leq u \leq g^{-1} \left[c p \left(\frac{v}{\dot{g}(u)} \right) \right] \right\}$ (i.e., the set \mathcal{A}_g is defined in the same way) but we take $x = -\frac{v}{\dot{g}(u)}$, then we draw samples from $p(-x)$.
- If we consider another definition of the set $\mathcal{A}'_g = \left\{ (v, u) \in \mathbb{R}^2 : 0 \leq u \leq g^{-1} \left[c p \left(-\frac{v}{\dot{g}(u)} \right) \right] \right\}$ and later we take $x = -\frac{v}{\dot{g}(u)}$, the set \mathcal{A}'_g is a symmetric version of \mathcal{A}_g with respect the axis u and we draw samples from $p(x)$.

These considerations can be easily inferred from the proof above.

D. Extension of the GRoU

We present here a light extension of the GRoU.

Theorem 3: Let $g(u) : [b, +\infty) \rightarrow \mathbb{R}^+$ be a strictly increasing (in $(b, +\infty)$) differentiable function such that $g(b) = 0$ and let $p(x) \geq 0$ be a PDF known only up to a proportionality constant. Assume that $(v, u) \in \mathbb{R}^2$ is a sample drawn from the uniform distribution on the set

$$\mathcal{A}_g = \left\{ (v, u) \in \mathbb{R}^2 : b \leq u \leq g^{-1} \left[c p \left(\frac{v}{\dot{g}(u)} \right) \right] \right\}, \quad (99)$$

where $c > 0$ is a positive constant and $\dot{g} = \frac{dg}{du}$. Then $x = \frac{v}{\dot{g}(u)}$ is a sample from $p_0(x)$.

The proof is straightforward. Indeed, in this case, the development of the proof is identical yielding a expression similar to the Eq. (97) that becomes

$$\int_b^{g^{-1}[cp(x)]} \frac{1}{|\mathcal{A}_g|} \dot{g}(z) dz = \frac{1}{|\mathcal{A}_g|} [g(z)]_b^{g^{-1}[c_2 p(x)]} = \frac{c}{|\mathcal{A}_g|} p(x) - \frac{1}{|\mathcal{A}_g|} g(b) = \frac{c}{|\mathcal{A}_g|} p(x),$$

that is proportional to the target PDF (since $p(x) \propto p_0(x)$, as well).

E. Other extension of the GRoU with a decreasing function $g(u)$

We present another light extension of the GRoU where $g(u)$ is decreasing.

Theorem 4: Let $g(u) : \mathbb{R}^- \rightarrow \mathbb{R}^+$ (i.e. $u \leq 0$) be a strictly decreasing (in $\mathbb{R}^- \setminus \{0\} = (-\infty, 0)$) differentiable function such that $g(0) = 0$ and let $p(x) \geq 0$ be a PDF known only up to a proportionality constant. Assume that $(v, u) \in \mathbb{R}^2$ is a sample drawn from the uniform distribution on the set

$$\mathcal{A}_{g_{dec}} = \left\{ (v, u) \in \mathbb{R}^2 : g^{-1} \left[c p \left(\frac{v}{\dot{g}(u)} \right) \right] \leq u \leq 0 \right\}, \quad (100)$$

where $c > 0$ is a positive constant and $\dot{g} = \frac{dg}{du} < 0$. Then $x = \frac{v}{\dot{g}(u)}$ is a sample from $p_0(x)$. Or, another possibility is to define

$$\mathcal{A}'_{g_{dec}} = \left\{ (v, u) \in \mathbb{R}^2 : g^{-1} \left[c p \left(-\frac{v}{\dot{g}(u)} \right) \right] \leq u \leq 0 \right\}, \quad (101)$$

and then take $x = -\frac{v}{\dot{g}(u)}$.

It is important to note that $g^{-1}(y) : \mathbb{R}^+ \rightarrow \mathbb{R}^-$ then $g^{-1}(y) \leq 0$. For instance, it is possible to consider $g(u) = u^2/2$ with $u \leq 0$, the region $\mathcal{A}_{g_{dec}}$ have the same form of \mathcal{A}_g (when we use $g(u) = u^2/2$ with $u \geq 0$) but it is symmetric the origin of the axes $(0, 0)$, and $\mathcal{A}'_{g_{dec}}$ is symmetric to \mathcal{A}_g w.r.t. the axis v .

Finally, consider again a decreasing bounded PDF $p(x)$ with $x \in \mathbb{R}^+$. Then $\mathcal{A}_{g_{dec}}$ can be rewritten as (with $c = 1$)

$$\mathcal{A}_{g_{dec}} = \{(v, u) \in \mathbb{R}^2 : p^{-1}(g(u))\dot{g}(u) \leq v \leq 0\}, \quad (102)$$

whereas $\mathcal{A}'_{g_{dec}}$ can be rewritten as

$$\mathcal{A}'_{g_{dec}} = \{(v, u) \in \mathbb{R}^2 : 0 \leq v \leq -p^{-1}(g(u))\dot{g}(u)\}. \quad (103)$$

Note that above $-\dot{g}(u) > 0$. Moreover, for instance we can consider jointly Eq. (103) above and Eq. (51), and then we can write

$$\mathcal{A}_g = \{(v, u) \in \mathbb{R}^2 : 0 \leq v \leq p^{-1}(g(u))|\dot{g}(u)|\}, \quad (104)$$

where $g(u)$ can be increasing or decreasing. Eq. (104) is clearly the expression of a transformation of a random variable Y with PDF $p^{-1}(y)$. Clearly, we can come back and obtain Eq. (101) or Eq. (50) depending if $g(u)$ is decreasing or increasing, respectively (note that, although we have $|\dot{g}(u)|$, however we also have to invert $g(u)$; in one case the region is defined for $u \leq 0$ and in the other for $u \geq 0$ but both for $v \geq 0$). If $g(u)$ is decreasing we obtain Eq. (101) and we need to set $x = -\frac{v}{\dot{g}(u)}$, whereas if $g(u)$ is increasing we obtain Eq. (50) and we need to set $x = +\frac{v}{\dot{g}(u)}$, hence finally in both we can summarize both cases using the following expression

$$x = \frac{v}{|\dot{g}(u)|}. \quad (105)$$

F. Relationship between $F_Y(y)$ and $F_X(x)$

The CDF $F_Y(y)$ of RV $Y \sim p^{-1}(y)$ can be easily expressed as function of $F_X(x)$ (the CDF of $X \sim p(x)$) for monotonic decreasing target pdfs $p_0(x) \propto p(x)$. Indeed, we can write

$$F_Y(y) = \frac{1}{K} - F_X(p^{-1}(y)) + p^{-1}(y)y, \quad (106)$$

that can be easily deduced observing Figure 20. Indeed, in Figure 20 we can see that the area $F_Y(y') = \text{Prob}\{Y \leq y'\} = \int_0^{y'} p^{-1}(y) dy$ can be obtained as sum of the area $\frac{1}{K} - F_X(x') = \frac{1}{K} - F_X(p^{-1}(y'))$ and the rectangular area $y'x' = y'p^{-1}(y')$ (where we have use the relationship $x' = p^{-1}(y')$).

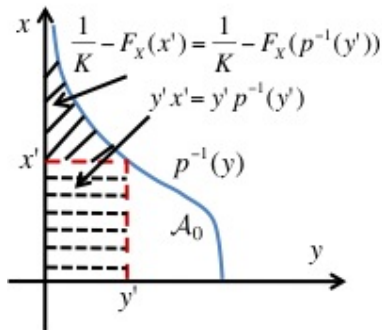


Fig. 20. Relationships between the CDFs $F_Y(y)$ of a RV Y with pdf $p^{-1}(y)$ and $F_X(x)$ of X with a monotonic decreasing unnormalized target pdf $p(x)$ ($1/K = \int_{\mathcal{D}_X} p(x) dx$). The area $F_Y(y') = \text{Prob}\{Y \leq y'\} = \int_0^{y'} p^{-1}(y) dy$ can be obtained as sum of the area $\frac{1}{K} - F_X(x') = \frac{1}{K} - F_X(p^{-1}(y'))$ (depicted with oblique solid lines) and the rectangular area $y'x' = y'p^{-1}(y')$ (indicated with dashed lines).

Observe that if we calculate the first derivative of $F_Y(y)$ in Eq. (106), we obtain

$$\begin{aligned} \frac{dF_Y(y)}{dy} &= 0 - \frac{dF_X(p^{-1}(y))}{dx} \frac{p^{-1}(y)}{dy} + \frac{p^{-1}(y)}{dy} y + p^{-1}(y), \\ \frac{dF_Y(y)}{dy} &= - \underbrace{p(p^{-1}(y))}_y \frac{p^{-1}(y)}{dy} + \frac{p^{-1}(y)}{dy} y + p^{-1}(y), \\ \frac{dF_Y(y)}{dy} &= p^{-1}(y), \end{aligned} \tag{107}$$

that is exactly the foreseen relationship between CDF and the corresponding PDF.

G. Considerations about the Eq. (39)

By definition of inverse function we have

$$g(g^{-1}(cy)) = cy,$$

and then we can calculate the derivative with respect to y of both sides (using the chain rule)

$$\left. \frac{dg}{du} \right|_{g^{-1}(cy)} \left. \frac{dg^{-1}}{dy} \right|_{cy} c = c,$$

and finally

$$\left. \frac{dg}{du} \right|_{g^{-1}(cy)} \left. \frac{dg^{-1}}{dy} \right|_{cy} = 1,$$

so that

$$\frac{dg}{du} \Big|_{g^{-1}(cy)} = \frac{1}{\frac{dg^{-1}}{dy} \Big|_{cy}}.$$

ACRONYMS AND NOTATION

*H. Acronyms***List of acronyms used in the text**

CDF	Cumulative Distribution Function
GROU	Generalized Ratio of Uniforms
IID	Independent Identically Distributed
IoD	Inverse of Density
MC	Markov Chain
MCMC	Markov Chain Monte Carlo
PDF	Probability Density Function
RoU	Ratio of Uniforms
RS	Rejection Sampling
RV	Random Variable
SMC	Sequential Monte Carlo
TR	Transformed Rejection
TRS	Transformed Rejection Sampling
VDR	Vertical Density Representation
U–GROU	Generalized Ratio of Uniforms for Unbounded densities

I. Notation

Summary of the notation used in the text

X	Target random variable.
\sim	Symbol used to indicate that a certain RV X is distributed according to a given proper normalized or unnormalized PDF. For instance, $X \sim p_0(x)$ indicates that the PDF of X is exactly $p_0(x)$ (since $p_0(x)$ is a normalized PDF), whereas $Y \sim p^{-1}(y)$ indicates that the PDF of Y is proportional to $p^{-1}(y)$ (since $p^{-1}(y)$ is an unnormalized PDF, and the normalized PDF of Y is actually $Kp^{-1}(y)$).
x, x'	Particular values taken by a single realization of the target RV X .
$p_0(x)$	Proper normalized PDF of the target RV X , indicated as $X \sim p_0(x)$, meaning that $\Pr\{X = x\} = p_0(x)$.
$p(x)$	Proper but unnormalized PDF of the target RV X , such that $p_0(x) = Kp(x)$ for some $K > 0$. Alternatively, the relationship between $p_0(x)$ and $p(x)$ is frequently indicated as $p_0(x) \propto p(x)$, omitting the proportionality constant, K . The notation $X \sim p(x)$ will also be used to indicate that the PDF of X is proportional to $p(x)$, i.e. that X is distributed according to $p(x)$ up to a proportionality constant $K > 0$, meaning that $\Pr\{X = x\} \propto p(x)$.
K	Proportionality or normalization constant, $K > 0$, for the target PDF. This constant is independent from the value taken by the RV, x , and can be formally obtained as $K = \left[\int_{-\infty}^{\infty} p(x) \, dx \right]^{-1} = \left[\int_{\mathcal{D}_X} p(x) \, dx \right]^{-1} = \left[\int_{\mathcal{D}_Y} p^{-1}(y) \, dy \right]^{-1}.$
$\langle \cdot, \cdot \rangle$	Symbols used to indicate that an interval may be left/right open or closed. For instance, $\langle a, b \rangle$ indicates a right-closed interval which may be either left-closed or left-open. Similarly, $[a, b)$ indicates a left-closed interval which may be either right-closed or right-open. Finally, $\langle a, b \rangle$ denotes an interval that may be either closed or open on both sides.
\mathcal{D}_X	Support of the RV X , given by the range of values of X where its PDF is strictly greater than zero: $\mathcal{D}_X = \{x \in \mathbb{R} : p_0(x) > 0\} = \{x \in \mathbb{R} : p(x) > 0\}.$ <p>The most common supports used in the paper are $\mathcal{D}_X = \mathbb{R}$, $\mathcal{D}_X = \mathbb{R}^+$ and $\mathcal{D}_X = \langle a, b \rangle$ for two arbitrary real numbers a, b.</p>

Summary of the notation used in the text (continued)

$F_X(x)$	<p>Unnormalized CDF of the target RV X:</p> $F_X(x) = \int_{-\infty}^x p(x) \, dx.$ <p>Note that we have $F_X(\infty) = 1/K$ instead of $F_X(\infty) = 1$, since we use the unnormalized target PDF, $p(x)$, instead of the normalized target PDF, $p_0(x)$.</p>
$\mathcal{U}(\mathcal{C})$	<p>Uniform density with bounded support \mathcal{C}, which can be a unidimensional or bidimensional region. In one dimension the most commonly used support is an interval starting at zero, $[0, a]$, denoted by $\mathcal{U}([0, a])$, although more general uniform distributions with other types of supports, such as $\mathcal{U}(\mathcal{D}_X)$ when \mathcal{D}_X is a bounded interval, can be considered. In two dimensions the most commonly used support will be the region associated to the area enclosed by certain PDF, e.g. $\mathcal{U}(\mathcal{A}_0)$, with \mathcal{A}_0 defined as below. It is important to remark that $\mathcal{U}(\mathcal{C})$ is always used to denote a proper PDF, implying that the Lebesgue measure of \mathcal{C}, \mathcal{C}, must be finite (i.e. that \mathcal{C} must have a finite length for unidimensional regions or a finite area for bidimensional regions).</p>
$\pi(x)$	<p>Proposal density from which samples can be easily drawn that is used to generate random variables, typically in RS and TRS algorithms. It can be normalized or not, but always refers to a proper PDF.</p>
L	<p>Proportionality constant for the RS method, such that $p(x)/\pi(x) \leq L$ for some $0 < L < \infty$ and any $x \in \mathcal{D}_X$.</p>
Y	<p>Random variable distributed according to the inverse of the target PDF. In the sequel, this RV will be called the inverse target RV, and may be used to denote $Y \sim p_0^{-1}(y)$ or (more often) $Y \sim p^{-1}(y)$.</p>
y, y'	<p>Particular values taken by a single realization of the inverse target RV Y.</p>
$p_0^{-1}(y)$	<p>For monotonic target PDFs (such as exponentials or half Gaussians), proper normalized PDF of the inverse target RV Y, indicated as $Y \sim p_0^{-1}(y)$, meaning that $\Pr\{Y = y\} = p_0^{-1}(y)$. This PDF is given by the inverse function of $p_0(x)$, implying that $p_0 \circ p_0^{-1}(y) = y$ or alternatively that $p_0^{-1} \circ p_0(x) = x$, with $f \circ g(\cdot) = f(g(\cdot))$ denoting the functional composition of functions f and g.</p>

Summary of the notation used in the text (continued)

$p^{-1}(y)$	<p>For monotonic target PDFs, inverse of the unnormalized PDF of the target variable, $p(x)$, obtained inverting $p(x)$ in the same way as described for $p_0^{-1}(y)$. Note that $p^{-1}(y)$ is a proper but unnormalized PDF, since $p^{-1}(y) \geq 0$ for any value of y and</p> $\int_{-\infty}^{\infty} p^{-1}(y) \, dy = \int_{-\infty}^{\infty} p(x) \, dx = \frac{1}{K},$ <p>for $K > 0$ but $K \neq 1$ in general. However, unlike in the case of the target RV, the normalized PDF of the inverse target RV, $p_0^{-1}(y)$, can no longer be obtained from $p^{-1}(y)$ simply multiplying $p_0^{-1}(y)$ by a normalization constant, as the support of $p^{-1}(y)$ can be different from the support of $p_0^{-1}(y)$. Hence, a scaling operation must be performed instead on $p^{-1}(y)$ in order to obtain $p_0^{-1}(y)$. Formally, $Y \sim p_0^{-1}(y) = p^{-1}(y/K)$. Finally, we also note that the normalized version of $p^{-1}(y)$ is different from the normalized inverse target PDF, i.e. $Kp^{-1}(y) \neq p_0^{-1}(y)$.</p>
$ \cdot $	<p>For real numbers it is used to indicate their absolute value (e.g. x), whereas for a unidimensional or bidimensional region, \mathcal{C}, it is used to denote its Lebesgue measure (i.e. its length for one-dimensional regions or its area for two-dimensional regions), e.g. $\mathcal{A}_0 = 1/K$ is the Lebesgue measure of \mathcal{A}_0, which is identical to the integral of $p(x)$ over its support.</p>
$p_G^{-1}(y)$	<p>Unnormalized generalized inverse PDF. Given the set</p> $\mathcal{A}_{0 y} = \{(x, z) \in \mathcal{A}_0 : z = y\},$ <p>where \mathcal{A}_0 is the region enclosed by $p(x)$, as defined below, then the unnormalized generalized inverse PDF is defined as</p> $p_G^{-1}(y) = \mathcal{A}_{0 y} ,$ <p>where $\mathcal{A}_{0 y}$ is the Lebesgue measure of $\mathcal{A}_{0 y}$, as defined above.</p>

Summary of the notation used in the text (continued)

\mathcal{D}_Y	<p>Support of the inverse target RV Y, given by the range of values of Y where its PDF is strictly greater than zero. It may be referred to $Y \sim p_0^{-1}(y)$, implying that</p> $\mathcal{D}_Y = \{y \in \mathbb{R} : p_0^{-1}(y) > 0\} = \{y \in \mathbb{R} : p^{-1}(y/K) > 0\},$ <p>or (more often) to $Y \sim p^{-1}(y)$, resulting in</p> $\mathcal{D}_Y = \{y \in \mathbb{R} : p^{-1}(y) > 0\}.$ <p>The most common supports used in the paper are $\mathcal{D}_Y = \mathbb{R}^+$ and $\mathcal{D}_Y = \langle 0, 1 \rangle$. Note that, since $p_0(x) = Kp(x) \geq 0$, in this case we can never have negative values of y in the support of Y, implying that \mathbb{R} can never be the support of \mathcal{D}_Y.</p>
$f(x)$	<p>Invertible transformation, $f : \mathcal{D}_X \rightarrow \mathcal{D}_Z$, used by the TR method to convert the target RV, X, unbounded and/or with infinite support, into another RV, Z, bounded and with finite support.</p>
Z	<p>Transformed target RV obtained using the TR method by applying the invertible transformation $f(x)$ to the target RV X, i.e. $Z = f(X)$. In some cases it is also used to indicate an auxiliary RV. For instance, in certain situations Z is used to denote a uniform RV in $[0, 1]$.</p>
z, z'	<p>Particular values taken by a single realization of the transformed target RV Z. In some cases, it is also used to denote a single realization of $\mathcal{U}([0, 1])$, as indicated above.</p>
$f^{-1}(z)$	<p>Inverse of the transformation used in the TR method.</p>
$\dot{f}^{-1}(z)$	<p>Derivative of $f^{-1}(z)$:</p> $\dot{f}^{-1}(z) = \frac{df^{-1}(z)}{dz} = \left(\frac{df(z)}{dz} \right)^{-1}.$
$\rho(z)$	<p>Unnormalized PDF of the transformed target RV $Z = f(X)$, indicated as $Z \sim \rho(z)$. Since $f(x)$ is an invertible function, this PDF can be expressed compactly as $\rho(z) = p(f^{-1}(z)) \times \dot{f}^{-1}(z)$.</p>
\mathcal{D}_Z	<p>Support of the transformed RV Z, given by the range of values of Z where its PDF is strictly greater than zero:</p> $\mathcal{D}_Z = \{z \in \mathbb{R} : \rho(z) > 0\}.$ <p>Since the goal of the TR method is obtaining a bounded PDF with bounded support, in the paper we consider $\mathcal{D}_Z = \langle 0, 1 \rangle$ without loss of generality.</p>

Summary of the notation used in the text (continued)

$h(y)$	Invertible transformation, $h : \mathcal{D}_Y \rightarrow \mathcal{D}_{\tilde{U}}$, used by the inverse TR method to convert the inverse target RV, Y , unbounded and/or with infinite support, into another RV, \tilde{U} , bounded and with finite support.
\tilde{U}	Transformed inverse target RV obtained using the inverse TR method by applying the invertible transformation, $h(y)$, to the inverse target RV, i.e. $\tilde{U} = h(Y)$. In some cases, we may write $\tilde{U} = U$ (see below) and the reason (due to the fundamental theorem of simulation) is given in the text.
\tilde{u}, \tilde{u}'	Particular values taken by a single realization of the transformed inverse target RV \tilde{U} .
$h^{-1}(y)$	Inverse of the transformation used in the inverse TR method.
$\dot{h}^{-1}(y)$	Derivative of $h^{-1}(y)$: $\dot{h}^{-1}(y) = \frac{dh^{-1}(y)}{dy} = \left(\frac{dh(y)}{dy} \right)^{-1}.$
$q(\tilde{u})$	Unnormalized PDF of the transformed target RV $\tilde{U} = h(Y)$, indicated as $Y \sim q(\tilde{u})$. Since $h(y)$ is an invertible function, this PDF can be expressed compactly as $q(\tilde{u}) = p^{-1}(h^{-1}(\tilde{u})) \times \dot{h}^{-1}(\tilde{u}) $ when $Y \sim p^{-1}(y)$, which is the case of interest considered in the paper.
$\mathcal{D}_{\tilde{U}}$	Support of the transformed RV \tilde{U} , given by the range of values of \tilde{U} where its PDF is strictly greater than zero: $\mathcal{D}_{\tilde{U}} = \{\tilde{u} \in \mathbb{R} : q(\tilde{u}) > 0\}.$ <p>Since the goal of the TR method is obtaining a bounded PDF with bounded support, in the paper we consider $\mathcal{D}_{\tilde{U}} = \langle 0, 1 \rangle$ without loss of generality.</p>
\mathcal{A}_0	Region defined by the IoD method inside which samples must be drawn uniformly in order to obtain samples from the target PDF, $p_o(x) \propto p(x)$, and the unnormalized inverse target PDF, $p^{-1}(y)$. This region can be defined using the unnormalized target PDF, $p(x)$, or the inverse target PDF, $p^{-1}(y)$, as discussed in the paper. Formally, $\mathcal{A}_0 = \{(x, y) \in \mathbb{R}^2 : 0 \leq y \leq p(x)\} = \{(y, x) \in \mathbb{R}^2 : 0 \leq x \leq p^{-1}(y)\},$ <p>and letting $(X, Y) \sim \mathcal{U}(\mathcal{A}_0)$, then $X \sim p(x)$ and $Y \sim p^{-1}(y)$.</p>

Summary of the notation used in the text (continued)

\mathcal{A}_r	<p>Region defined by the RoU method inside which samples must be drawn uniformly in order to obtain samples $x = v/u$ distributed according to the target PDF. Formally, this region can be defined using the unnormalized target PDF, $p(x)$, as</p> $\mathcal{A}_r = \{(v, u) \in \mathbb{R}^2 : 0 \leq u \leq \sqrt{p(v/u)}\},$ <p>and letting $(V, U) \sim \mathcal{U}(\mathcal{A}_r)$, then $X = V/U \sim p(x)$.</p>
$g(u)$	Strictly increasing differentiable function on \mathbb{R}^+ such that $g(0) = 0$ used by the GRoU method. Setting $g(u) = u^2/2$ and $c = 1/2$ the GRoU becomes the RoU.
$\dot{g}(u)$	Derivative of the function $g(u)$ used by the GRoU method.
$g^{-1}(v)$	Inverse of the function $g(u)$ used by the GRoU method.
c	Constant, $c > 0$, used by the GRoU. Setting $g(u) = u^2/2$ and $c = 1/2$ the GRoU becomes the RoU.
\mathcal{A}_g	<p>Region defined by the GRoU method inside which samples must be drawn uniformly in order to obtain samples $x = v/\dot{g}(u)$ distributed according to the target PDF. Formally, this region can be defined using the unnormalized target PDF, $p(x)$, as</p> $\mathcal{A}_g = \{(v, u) \in \mathbb{R}^2 : 0 \leq u \leq g^{-1}(cp(v/\dot{g}(u)))\},$ <p>and letting $(V, U) \sim \mathcal{U}(\mathcal{A}_g)$, then $X = V/\dot{g}(U) \sim p(x)$. Note that, setting $g(u) = u^2/2$ and $c = 1/2$ we obtain $\mathcal{A}_g = \mathcal{A}_r$ and the GRoU method becomes the RoU.</p>
U, V	RVs used by the RoU and GRoU methods such that the pair (U, V) is uniformly distributed inside \mathcal{A}_r (for the RoU) or \mathcal{A}_g (for the GRoU). In some cases, we have $U = \tilde{U}$ (see above) due to the fundamental theorem of simulation.
u, u'	Particular values taken by a single realization of the RV U .
v, v'	Particular values taken by a single realization of the RV V .
W	Uniform RV used by the IoD and TR methods.
w, w'	Particular values taken by a single realization of the uniform RV W .
C^1	Used to denote a class C^1 function. A function $f(x)$ is said to be of class C^1 if it is continuously differentiable, i.e. if $f(x)$ is continuous, differentiable, and its derivative, $\dot{f}(x)$, is also a continuous function.

Summary of the notation used in the text (continued)

\mathcal{X}^*	Set of vertical asymptotes of $p(x)$, i.e. set of points $x \in \mathcal{D}_X$ where $p(x) \rightarrow \infty$.
x^*	Used to denote the vertical asymptotes of $p(x)$ (i.e. each of the points of \mathcal{X}^*).
\mathcal{Y}^*	Set of vertical asymptotes of $p^{-1}(y)$, i.e. set of points $y \in \mathcal{D}_Y$ where $p^{-1}(y) \rightarrow \infty$.
y^*	Used to denote the vertical asymptotes of $p^{-1}(y)$ (i.e. each of the points of \mathcal{Y}^*).
\mathcal{Z}^*	Set of vertical asymptotes of $f^{-1}(z)$, i.e. set of points $z \in \mathcal{D}_Z$ where $f^{-1}(z) \rightarrow \pm\infty$.
z^*	Used to denote the vertical asymptotes of $f^{-1}(z)$ (i.e. each of the points of \mathcal{Z}^*).
$\tilde{\mathcal{U}}^*$	Set of vertical asymptotes of $h^{-1}(\tilde{u})$, i.e. set of points $\tilde{u} \in \mathcal{D}_{\tilde{U}}$ where $h^{-1}(\tilde{u}) \rightarrow \pm\infty$.
\tilde{u}^*	Used to denote the vertical asymptotes of $h^{-1}(\tilde{u})$ (i.e. each of the points of $\tilde{\mathcal{U}}^*$).

REFERENCES

- M. Rosenbluth and A. Rosenbluth. Monte Carlo calculation of average extension of molecular chains. *Journal of Chemical Physics*, 23:356–359, 1955.
- J. I. Siepmann and D. Frenkel. Configurational bias Monte Carlo: a new sampling scheme for flexible chains. *Molecular Physics*, 75(1):59–70, 1992.
- M. Ljungberg, S. E. Strand, and M. A. King. *Monte Carlo Calculations in Nuclear Medicine*. Taylor & Francis, 1998.
- P. M. Djurić, J. H. Kotecha, J. Zhang, Y. Huang, T. Ghirmai, M. F. Bugallo, and J. Míguez. Particle filtering. *IEEE Signal Processing Magazine*, 20(5):19–38, September 2003.
- L. Martino and J. Míguez. Generalized rejection sampling schemes and applications in signal processing. *Signal Processing*, 90(11):2981–2995, November 2010.
- J. J. K. O Ruanaidh and P. Fitzgerald. *Numerical Bayesian Methods Applied to Signal Processing*. Springer, 1996.
- W. J. Fitzgerald. Markov chain Monte Carlo methods with applications to signal processing. *Signal Processing*, 81(1):3–18, January 2001.
- W.R. Gilks, S. Richardson, and D. Spiegelhalter. *Markov Chain Monte Carlo in Practice: Interdisciplinary Statistics*. Taylor & Francis, Inc., UK, 1995.
- L. Devroye. *Non-Uniform Random Variate Generation*. Springer, 1986.
- J. E. Gentle. *Random Number Generation and Monte Carlo Methods*. Springer, 2004.
- W. Hörmann, J. Leydold, and G. Derflinger. *Automatic nonuniform random variate generation*. Springer, 2003.
- J. S. Liu. *Monte Carlo Strategies in Scientific Computing*. Springer, 2004.
- C. P. Robert and G. Casella. *Monte Carlo Statistical Methods*. Springer, 2004.
- A. Y. Khintchine. On unimodal distributions. *Izvestiya NauchnoIssledovatel'skogo Instituta Matematiki i Mekhaniki*, 2:1–7, 1938.
- John von Neumann. Various techniques in connection with random digits. *National Bureau of Standard Applied Mathematics Series*, 12:36–38, 1951.
- A. J. Kinderman and J. F. Monahan. Computer generation of random variables using the ratio of uniform deviates. *ACM Transactions on Mathematical Software*, 3(3):257–260, September 1977.
- L. Devroye. Random variate generation for unimodal and monotone densities. *Computing*, 32:43–68, 1984.

- A. Y. Isii. Note on a characterization of unimodal distributions. *Annals of the Institute of Statistical Mathematics*, 9(1):173–184, March 1958.
- M. C. Jones. On khintchine’s theorem and its place in random variate generation. *The American Statistician*, 56(4):304–307, November 2002.
- W. Feller. *An introduction to probability theory and its applications, Vol. II*. John Wiley & Sons, New York, 1971.
- M. C. Bryson and M. E. Johnson. Constructing and simulating multivariate distributions using Khintchine’s theorem. *Journal of Statistical Computation and Simulation*, 16(2):129–137, 1982.
- Y. P. Chaubey, G. S. Mudholkar, and M. C. Jones. Reciprocal symmetry, unimodality and Khintchine’s theorem. *Proceedings of the Royal Society A: Mathematical, Physical and Engineering Sciences*, 466(2119):2079–2096, February 2010.
- R. A. Olshen and L. J. Savage. A generalized unimodality. *Journal of Applied Probability*, 7(1):21–34, April 1970.
- L. A. Shepp. Symmetric random walk. *Transactions of the American Mathematical Society*, 104:144–153, 1962.
- B. M. de Silva. A class of multivariate symmetric stable distributions. *Journal of Multivariate Analysis*, 8(3):335–345, 1978.
- K. T. Fang, Z. H. Yang, and S. Kotz. Generation of multivariate distributions by vertical density representation. *Statistics*, 35(3):281–293, 2001.
- S. Kotz, F. K. Fang, and J. J. Liang. On multivariate vertical density representation and its application to random number generation. *Statistics*, 30:163–180, 1997.
- S. Kotz and M. D. Troutt. On vertical density representation and ordering of distributions. *Statistics*, 28:241–247, 1996.
- T. J. Kozubowski. On the vertical density of the multivariate exponential power distribution. *Statistics*, 36(3):219–221, 2002.
- M. D. Troutt. A theorem on the density of the density ordinate and an alternative interpretation of the box-muller method. *Statistics*, 22:463–466, 1991.
- M. D. Troutt. Vertical density representation and a further remark on the box-muller method. *Statistics*, 24:81–83, 1993.
- M. D. Troutt, W. K. Pang, and S. H. Hou. *Vertical density representation and its applications*. World Scientific, 2004.
- W. R. Gilks and P. Wild. Adaptive Rejection Sampling for Gibbs Sampling. *Applied Statistics*, 41(2):

- 337–348, 1992.
- L. Martino and J. Míguez. A generalization of the adaptive rejection sampling algorithm. *Statistics and Computing*, 21(4):633–647, October 2011a.
- J. H. Ahrens. Sampling from general distributions by suboptimal division of domains. *Grazer Math. Berichte*, 319:20, 1993.
- J. H. Ahrens. A one-table method for sampling from continuous and discrete distributions. *Computing*, 54(2):127–146, June 1995.
- G. Marsaglia and W. W. Tsang. The ziggurat method for generating random variables. *Journal of Statistical Software*, 8(5), 2000.
- A. W. Van Kemp. Patchwork rejection algorithms. *Journal of Computational and Applied Mathematics*, 31(1):127–131, July 1990.
- E. Stadlober and H. Zechner. The patchwork rejection technique for sampling from unimodal distributions. *ACM Transactions on Modeling and Computer Simulation*, 9(1):59–80, 1999.
- L. Martino and D. Luengo. Extremely efficient acceptance-rejection method for Nakagami-m random variables. *IET Electronics Letters (submitted)*, February 2012.
- Dilan Görür and Yee Whye Teh. Concave convex adaptive rejection sampling. *Journal of Computational and Graphical Statistics*, 20(3):670–691, September 2011.
- L. Martino and J. Míguez. Two adaptive rejection sampling schemes for probability density functions with log-convex tails. *arXiv:1111.4942v1*, December 2011b.
- C. Botts, W. Hörmann, and J. Leydold. Transformed density rejection with inflection points. *Statistics and computing DOI 10.1007/s11222-011-9306-4*, 2011.
- W. Hörmann. The transformed rejection method for generating Poisson random variables. *Insurance: Mathematics and Economics*, 12(1):39–45, February 1993.
- W. Hörmann and G. Derflinger. The transformed rejection method for generating random variables, an alternative to the ratio of uniforms method. *Manuskript, Institut f. Statistik, Wirtschaftsuniversitat*, 1994.
- G. Marsaglia. The exact-approximation method for generating random variables in a computer. *Journal of American Statistical Association*, 79(385):218–221, March 1984.
- C.S. Wallace. Transformed rejection generators for gamma and normal pseudo-random variables. *Australian Computer Journal*, 8:103–105, 1976.
- D. Luengo and L. Martino. Efficient random variable generation: ratio of uniforms and polar rejection sampling. *IET Electronics Letters*, 48(6):326–327, March 2012.

- J. Leydold. Automatic sampling with the ratio-of-uniforms method. *ACM Transactions on Mathematical Software*, 26(1):78–98, 2000.
- J. Leydold. Short universal generators via generalized ratio-of-uniforms method. *Mathematics of Computation*, 72:1453–1471, 2003.
- C. J. Perez, J. Martín, C. Rojano, and F. J. Girón. Efficient generation of random vectors by using the ratio-uniforms method with ellipsoidal envelopes. *Statistics and Computing*, 18(4):209–217, January 2008.
- J. C. Wakefield, A. E. Gelfand, and A. F. M. Smith. Efficient generation of random variates via the ratio-of-uniforms method. *Statistics and Computing*, 1(2):129–133, August 1991.
- M. C. Jones and A. D. Lunn. Transformations and random variate generation: generalised ratio-of-uniforms methods. *Journal of Statistical Computation and Simulation*, 55(1):49 – 55, September 1996.
- Gh. Barbu. On computer generation of random variables by transformations of uniform variables. *Soc. Sci. Math. R. S. Romania, Tome 26*, 74(2):129–139, 1982.
- J. H. Curtiss. On the distribution of the quotient of two chance variables. *The Annals of Mathematical Statistics*, 12(4):409–421, December 1941.
- U. Dieter. Mathematical aspects of various methods for sampling from classical distributions. In *Proceedings of Winter Simulation Conference*, 1989.
- G. Marsaglia. Ratios of normal variables and ratios of sums of uniform variables. *Journal of American Statistical Association*, 60(309):193–204, March 1965.
- S. Stefanescu and I. Vaduva. On computer generation of random vectors by transformations of uniformly distributed vectors. *Computing*, 39:141–153, September 1987.
- I. Vaduva. Computer generation of random vectors based on transformations on uniform distributed vectors. In *Proceedings of Sixth Conf. on Probability Theory, Brasov*, pages 589–598, September 1982.
- W. Hörmann. A note on the performance of the Ahrens algorithm. *Computing*, 69:83–89, 2002.
- Y. Chung and S. Lee. The generalized ratio-of-uniform method. *Journal of Applied Mathematics and Computing*, 4(2):409–415, August 1997.
- C. Groendyke. Ratio-of-Uniforms Markov Chain Monte Carlo for Gaussian process models. *Thesis in Statistics, Pennsylvania State University*, May 2008.
- P. Damien and S. G. Walker. Sampling truncated normal, beta, and gamma densities. *Journal of Computational and Graphical Statistics*, 10(2):206–215, June 2001.