

# Curvature Perturbation Spectrum in Two-field Inflation with a Turning Trajectory

Shi Pi\*

*Department of Physics and  
State Key Laboratory of Nuclear Physics and Technology,  
Peking University, Beijing 100871, China*

Misao Sasaki†

*Yukawa Institute for Theoretical Physics,  
Kyoto University, Kyoto 606-8502, Japan*

## Abstract

We revisit a two-component inflaton model with a turning trajectory in the field space, where the field slowly rolls down along the trajectory. We consider the case when the effective mass in the direction perpendicular to the trajectory, namely the isocurvature direction, is either of the same order as or much larger than the Hubble parameter. Assuming that the turning angular velocity is small, we compute analytically the corrections to the power spectrum of curvature perturbation caused by the mediation of the heavy isocurvature perturbation, and compare our analytic results with the numerical ones. Especially, when  $M_{\text{eff}}^2 \gg H^2$ , we find that it is proportional to  $M_{\text{eff}}^{-2}$ . This result is consistent with the one obtained previously by an effective field theory approach.

PACS numbers: 98.80.Cq, 04.50.Kd

arXiv:1205.0161v1 [hep-th] 1 May 2012

---

\*Electronic address: spi@pku.edu.cn

†Electronic address: misao@yukawa.kyoto-u.ac.jp

## I. INTRODUCTION

Inflation [1, 2] has been recognized as the most competitive model for the early universe, which can not only solve basic problems of big-bang cosmology, say, the horizon and flatness problems and overproduction of topological defects, but also give a natural explanation for the primordial fluctuations that account for the observed CMB anisotropy and large scale structure of the universe.

The simplest model of inflation is driven by a single scalar field with a canonical kinetic term and sufficiently flat potential, which generates an almost scale-invariant, highly Gaussian curvature perturbation [20]. But one can still consider a single-field model with complex kinetic term like k-inflation [18] or DBI inflation [10]. The WMAP has accurately confirmed the existence of primordial curvature perturbations with a nearly scale-invariant spectrum of order  $10^{-9}$ , but at the same time indicated the possible existence of non-Gaussianity that cannot be explained by a single-field slow-roll inflation with canonical kinetic term [3].

Multi-field inflation is another natural generalization of the simplest single-field inflation. It is motivated partly because of some theoretical considerations, like string landscape [4], and partly because it can lead to more abundant phenomena. For example, N-fflation or assisted inflation [9] shows that  $N$  scalar fields move collectively to sustain inflation to an e-folding number required, even if each individual field is unable to drive inflation. Also one can consider multi-field k-inflation or DBI inflation [11–13].

As a case study, two-field inflation can bring us fruitful new properties while maintaining geometrical intuitions in the field space. In slow-roll paradigm, we can classify two-field models into different categories by their masses, velocity in field space, etc.. The simplest case is when both fields are almost massless. In this case the effect of the curvature of the trajectory in field space can be neglected, implying that the equations of motion can be effectively decomposed into the one along the trajectory and the other orthogonal to the trajectory. One then call the field along the trajectory the “adiabatic” component and the one orthogonal to it the “entropy” or “isocurvature” component. The curvature perturbation (literally speaking the curvature perturbation on comoving or uniform density slices) is directly related to the adiabatic component of the field perturbation (on flat slices), and is affected by the entropy perturbation via “transfer function”, which can be calculated in super-horizon era [14–17]. Or, one can calculate directly the power spectrum by using the  $\delta N$  formalism [23–26].

Another important case is when the trajectory is along a deep valley, that is, the effective mass along the trajectory is sufficiently small so that the field is in slow-roll motion, while the effective isocurvature mass perpendicular to the trajectory is heavy,  $M_{\text{eff}} \gg H$ . In such a model, the behavior is more or less like that in a single-field theory since the isocurvature perturbation quickly decays out. Namely, integrating out the heavy field, the system can be described by an effective single field theory [36–38]. In this effective field approach, it has been recently claimed that the effect of the heavy field can be absorbed into a correction in the sound speed which is inversely proportional to the squared effective mass of the isocurvature component [39, 40]. However, because of some non-trivial assumptions in this approach it is desirable to compute the correction without resorting to the effective field approach, and justify or falsify it.

The case that adjoins these models is called “quasi-single field” inflation by [34], in which the effective mass of isocurvature mode  $M_{\text{eff}}$  is of the same order as the Hubble parameter  $H$ . Assuming for simplicity that the field is approximately in a circular motion with a

small and constant angular velocity, one can use the in-in formalism [5–7] to calculate the 2-point function of the curvature perturbation by quantizing the curvature and isocurvature perturbations as free fields, with the coupling terms as interaction vertices [19, 35]. They calculated the correction to power spectrum in  $M_{\text{eff}} \sim H$  case, and found it proportional to the angular velocity squared with a  $M_{\text{eff}}$ -dependent coefficient of order 1, which was estimated by numerical methods [35].

The aim of the current paper is to apply the method developed in the “constant turn” quasi-single field inflation in [34] to calculate analytically the coefficient of the corrections caused by the mediation of isocurvature to the power spectrum. Especially for the case when the effective mass of the isocurvature mode is large,  $M_{\text{eff}}^2 \gg H^2$ , we examine the result obtained by the effective field theory approach [39, 40], which is found to be consistent with our analytic result.

This paper is organized as follows. In Section II we briefly review the quasi-single field inflation and the in-in formalism used to calculate the power spectrum of curvature perturbation, and calculate its coefficient analytically. In Section III we extend our calculation to the case of a heavy isocurvature mode, and compare our result with the one obtained by a totally different method, namely, the effective field approach in which the heavy field is integrated out from the beginning. We conclude our paper in Section IV. Some detailed calculations are spelled out in Appendix.

## II. LIGHT ISOCURVATURE MODES: QUASI-SINGLE FIELD INFLATION

In this section we give a brief review of a simple two-field inflation model: the quasi-single field inflation. Using the in-in formalism, we derive corrections to the power spectrum of the curvature perturbation due to interactions with the isocurvature mode.

Quasi-single field inflation describes a segment of time during generic inflation when the curvature field is massless and undergoes a slow-roll trajectory, while the isocurvature mode has mass of order  $H$ . To be specific, we consider a motion along an arc with radius  $R$ . Then we can naturally decompose the field into the curvature mode along the tangent of the circle,  $R\theta$ , and the isocurvature mode given by the radial field  $\sigma$ . We call  $\sigma$  the isocurvature. The Lagrangian of such a system is

$$S_m = \int d^4x \sqrt{-g} \left[ -\frac{1}{2}(\tilde{R} + \sigma)^2 g^{\mu\nu} \partial_\mu \theta \partial_\nu \theta - \frac{1}{2} g^{\mu\nu} \partial_\mu \sigma \partial_\nu \sigma - V_{\text{sr}}(\theta) - V(\sigma) \right], \quad (1)$$

where  $V_{\text{sr}}(\theta)$  is a usual slow-roll potential,  $V(\sigma)$  is a potential that forms a circular valley and traps the isocurvature at  $\sigma = \sigma_0$ .

The equations of motion for classical trajectory is then

$$3M_p^2 H^2 = \frac{1}{2} R^2 \dot{\theta}_0^2 + V + V_{\text{sr}}, \quad (2)$$

$$-2M_p^2 \dot{H} = R^2 \dot{\theta}_0^2, \quad (3)$$

$$0 = R^2 \ddot{\theta}_0 + 3R^2 H \dot{\theta}_0 + V'_{\text{sr}}, \quad (4)$$

$$0 = \ddot{\sigma}_0 + 3H \dot{\sigma}_0 + V' - R^2 \dot{\theta}_0^2, \quad (5)$$

where  $R \equiv \tilde{R} + \sigma_0$ . Now  $\dot{\sigma}_0 = 0$  gives us  $V'(\sigma_0) = R\dot{\theta}_0^2$ . This relation shows that the field is not exactly at the bottom of the valley of the potential  $V$ , but is slightly shifted from it to

provide the centripetal force of circular motion. In what follows we omit the argument  $\sigma_0$  of  $V'$ ,  $V''$ ,  $V'''$ , etc., unless there is a chance of confusion. We denote the “rotation speed” by  $\dot{\theta}$  as in [15] with a minus sign because of the different orientation. In the effective-field-theory papers [40, 42, 43], they used  $\eta_{\perp} = \dot{\theta}/H$  instead. We define the slow-roll parameters along the trajectory as

$$\begin{aligned}\epsilon &\equiv -\frac{\dot{H}}{H^2} = \frac{R^2 \dot{\theta}_0^2}{2H^2 M_{\text{Pl}}^2} \approx \frac{M_{\text{Pl}}^2}{2} \left( \frac{V'_{\text{sr}}}{RV_{\text{sr}}} \right)^2, \\ \eta &\equiv \frac{\dot{\epsilon}}{H\epsilon} \approx -2M_{\text{Pl}}^2 \frac{V''_{\text{sr}}}{R^2 V_{\text{sr}}} + 2M_{\text{Pl}}^2 \left( \frac{V'_{\text{sr}}}{RV_{\text{sr}}} \right)^2.\end{aligned}\quad (6)$$

We will not define the “slow-roll parameters” perpendicular to the trajectory since the field does not slowly roll in this direction, and since they can be represent by  $\dot{\theta}_0$  and  $V''$ .

Now let us consider the perturbation to  $\theta$  and  $\sigma$  in the spatially flat gauge where

$$h_{ij} = a^2(t)\delta_{ij}, \quad (7)$$

and

$$\theta(t, \mathbf{x}) = \theta_0(t) + \delta\theta(t, \mathbf{x}), \quad \sigma(t, \mathbf{x}) = \sigma_0 + \delta\sigma(t, \mathbf{x}). \quad (8)$$

In this gauge in the leading order in the slow-roll approximation, the gravitational effect can be neglected, and we obtain the Hamiltonian density,

$$\mathcal{H}_0 = a^3 \left[ \frac{1}{2} R^2 \delta\dot{\theta}_I^2 + \frac{R^2}{2a^2} (\partial_i \delta\theta)^2 + \frac{1}{2} \delta\dot{\sigma}^2 + \frac{1}{2a^2} (\partial_i \delta\sigma)^2 + \frac{1}{2} M_{\text{eff}}^2 \delta\sigma^2 \right], \quad (9)$$

$$\mathcal{H}_2^I = -c_2 a^3 \delta\sigma \delta\dot{\theta}, \quad c_2 = 2R\dot{\theta}, \quad (10)$$

$$\mathcal{H}_3^I = -a^3 R \delta\sigma \delta\dot{\theta}^2 - a^3 \dot{\theta} \delta\dot{\theta} \delta\sigma^2 + aR\delta\sigma (\partial_i \delta\theta)^2 + \frac{a^3}{6} V''' \delta\sigma^3, \quad (11)$$

$$M_{\text{eff}}^2 = V'' + 7\dot{\theta}^2, \quad (12)$$

where and below we omit the subscript 0 from the background quantities. It is known that the conserved curvature perturbation on comoving slices  $\mathcal{R}_c$  is given in terms of the field fluctuation in the flat slices along the trajectory  $\delta\theta$  as [21, 22]

$$\mathcal{R}_c = -\frac{H\delta\theta}{\dot{\theta}}. \quad (13)$$

For the “constant turn” case,  $c_2$  and  $M_{\text{eff}}^2$  are all constants.  $M_{\text{eff}}$  is the effective mass of the isocurvature field. We split the Hamiltonian into the free part  $\mathcal{H}_0$  and interacting parts  $\mathcal{H}_2$ ,  $\mathcal{H}_3$ . Next we will treat  $\mathcal{H}_2$  as interacting vertex to the free Hamiltonian  $\mathcal{H}_0$  to calculate the power spectrum, while this vertex is proportional to  $\dot{\theta}_0/H$  and depicted in Fig. 1.  $\mathcal{H}_3$  is only useful when turning to investigate the bispectrum which is not investigated in the present paper. This method is valid only when the interacting Hamiltonian is small, i.e.,

$$\left( \frac{\dot{\theta}}{H} \right)^2 \ll 1, \quad \frac{|V''''|}{H} \ll 1. \quad (14)$$

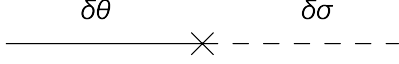


FIG. 1: The second order interacting vertex  $\mathcal{H}_2$  which is proportional to  $\dot{\theta}/H$ .

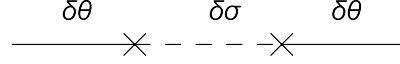


FIG. 2: The leading order to the 2-point function of curvature perturbation, mediated by a isocurvature field.

Then the perturbation theory can be used, and there is no constraint on the value of  $M_{\text{eff}} \sim V''$ : It maybe small, of order  $H$ , or large. The terminology “quasi-single field” denotes the case  $M_{\text{eff}} \sim H$  which we review in this section. The case when  $M_{\text{eff}} \gg H$  will be studied in Section III by the same approach.

In the interaction picture, we quantize the Fourier components  $\delta\theta_{\mathbf{k}}^I$  and  $\delta\sigma_{\mathbf{k}}^I$  of the free fields  $\delta\theta^I$  and  $\delta\sigma^I$ ,

$$\delta\theta_{\mathbf{k}}^I = u_{\mathbf{k}}a_{\mathbf{k}} + u_{-\mathbf{k}}^*a_{-\mathbf{k}}^\dagger, \quad (15)$$

$$\delta\sigma_{\mathbf{k}}^I = v_{\mathbf{k}}b_{\mathbf{k}} + v_{-\mathbf{k}}^*b_{-\mathbf{k}}^\dagger, \quad (16)$$

where  $a_{\mathbf{k}}$  and  $b_{\mathbf{k}}$  are the annihilation operators of  $\delta\sigma$  and  $\delta\theta$ , respectively, and each one satisfies the canonical commutation relation,

$$[a_{\mathbf{k}}, a_{-\mathbf{k}'}^\dagger] = (2\pi)^3\delta^3(\mathbf{k} + \mathbf{k}'), \quad [b_{\mathbf{k}}, b_{-\mathbf{k}'}^\dagger] = (2\pi)^3\delta^3(\mathbf{k} + \mathbf{k}'), \quad (17)$$

with all the other commutators equal to zero. The mode functions,  $u_{\mathbf{k}}$  and  $v_{\mathbf{k}}$ , satisfy the linear equations of motion followed from the Hamiltonian  $\mathcal{H}_0$ ,

$$u_{\mathbf{k}}'' - \frac{2}{\tau}u_{\mathbf{k}}' + k^2u_{\mathbf{k}} = 0, \quad (18)$$

$$v_{\mathbf{k}}'' - \frac{2}{\tau}v_{\mathbf{k}}' + k^2v_{\mathbf{k}} + \frac{M_{\text{eff}}^2}{H^2\tau^2}v_{\mathbf{k}} = 0, \quad (19)$$

where  $\tau$  is the conformal time defined by  $d\tau = dt/a(t)$ , the prime denotes the derivative with respect to  $\tau$ , and we have approximated the background by a de Sitter spacetime.

The solutions to (18) and (19) are given by linear combinations of the Hankel functions of first and second kind. Requiring that the solutions approach those in the Minkowski positive frequency functions, or those for the Bunch-Davies vacuum [8], in the limit  $k \gg aH$ ,

$$Ru_{\mathbf{k}}, \quad v_{\mathbf{k}} \rightarrow i\frac{H}{\sqrt{2k}}\tau e^{-ik\tau}, \quad (20)$$

we obtain

$$u_{\mathbf{k}} = \frac{H}{R\sqrt{2k^3}}(1 + ik\tau)e^{-ik\tau}, \quad (21)$$

and

$$v_{\mathbf{k}} = -ie^{i(\nu+\frac{1}{2})\frac{\pi}{2}}\frac{\sqrt{\pi}}{2}H(-\tau)^{3/2}H_\nu^{(1)}(-k\tau), \quad \text{for } M_{\text{eff}}^2/H^2 \leq 9/4, \quad (22)$$

where  $\nu = \sqrt{9/4 - M_{\text{eff}}^2/H^2}$ , or

$$v_{\mathbf{k}} = -ie^{-\frac{\pi}{2}\mu+i\frac{\pi}{4}}\frac{\sqrt{\pi}}{2}H(-\tau)^{3/2}H_{i\mu}^{(1)}(-k\tau), \quad \text{for } M_{\text{eff}}^2/H^2 > 9/4, \quad (23)$$

where  $\mu = \sqrt{M_{\text{eff}}^2/H^2 - 9/4}$ .

Next we consider the interaction terms as perturbations to  $\mathcal{H}_0$ . To calculate the power spectrum up to tree-level diagrams, we just need to consider the  $\mathcal{H}_2$  term which describes the correlation between the curvature and isocurvature modes,

$$H_2^I = \int d^3\mathbf{x} \mathcal{H}_2^I = -c_2 a^3 \int \frac{d^3\mathbf{k}}{(2\pi)^3} \delta\sigma_{\mathbf{k}}^I \delta\theta_{-\mathbf{k}}^I. \quad (24)$$

The two-point function of  $\delta\theta^2$  can be calculated by the in-in formalism as

$$\langle \delta\theta^2 \rangle \equiv \langle 0 | \left[ \bar{T} \exp \left( i \int_{t_0}^t dt' H_I(t') \right) \right] \delta\theta_I^2(t) \left[ T \exp \left( -i \int_{t_0}^t dt' H_I(t') \right) \right] | 0 \rangle, \quad (25)$$

$$\begin{aligned} &= \langle 0 | \bar{T} \left( 1 + i \int_{t_0}^t dt' H_I(t') - \int_{t_0}^t dt_1 \int_{t_0}^{t_1} dt_2 H_I(t_1) H_I(t_2) + \dots \right) \delta\theta_I^2(t) \\ &\quad \cdot T \left( 1 + i \int_{t_0}^t dt' H_I(t') - \int_{t_0}^t dt_1 \int_{t_0}^{t_1} dt_2 H_I(t_1) H_I(t_2) + \dots \right) | 0 \rangle, \end{aligned} \quad (26)$$

$$\begin{aligned} &= \langle 0 | \delta\theta_I^2 | 0 \rangle \\ &+ \int_{t_0}^t dt_1 \int_{t_0}^{t_1} dt_2 \langle 0 | H_I(t_1) \delta\theta_I^2 H_I(t_2) | 0 \rangle \end{aligned} \quad (27)$$

$$\begin{aligned} &- 2 \text{Re} \left[ \int_{t_0}^t dt_1 \int_{t_0}^{t_1} dt_2 \langle 0 | \delta\theta_I^2 H_I(t_1) H_I(t_2) | 0 \rangle \right] \\ &+ \dots \end{aligned} \quad (28)$$

To calculate the terms sandwiched with the free field vacuum, we use the normal ordering. After that only fully contracted terms survive. The correction from a mediating isocurvature perturbation is depicted in Fig. 2. This gives the correction to the power spectrum of  $\delta\theta$  as

$$(2\pi)^3 \delta^3(\mathbf{p}_1 + \mathbf{p}_2) \frac{c_2^2}{R^4} \frac{\mathcal{C}(\nu)}{p_1^3}, \quad (29)$$

with a factor  $\mathcal{C}(\nu)$  which only depends on the effective mass  $M_{\text{eff}}$  and rotation speed  $\dot{\theta}^2$  via  $\nu$ ,

$$\nu = \sqrt{\frac{9}{4} - \frac{M_{\text{eff}}^2}{H^2}}, \quad M_{\text{eff}}^2 = V_{\sigma\sigma} + 7\dot{\theta}^2, \quad (30)$$

$$\begin{aligned} \mathcal{C}(\nu) &= \frac{\pi}{8} \left| \int_0^\infty dx x^{-1/2} H_\nu^{(1)}(x) e^{ix} \right|^2 \\ &- 2 \text{Re} \int_0^\infty dx_1 x_1^{-1/2} H_\nu^{(1)}(x_1) e^{-ix_1} \int_{x_1}^\infty dx_2 x_2^{-1/2} (H_\nu^{(1)}(x_2))^* e^{-ix_2}. \end{aligned} \quad (31)$$

Applying the above to Eq. (13), the power spectrum of the curvature perturbation on co-moving slices is given by

$$\mathcal{P}_{\mathcal{R}} = \frac{H^4}{4\pi^2 R^2 \dot{\theta}^2} \left[ 1 + 8\mathcal{C}(\nu) \left( \frac{\dot{\theta}}{H} \right)^2 \right]. \quad (32)$$

The calculation of  $\mathcal{C}(\nu)$  for real  $\nu$  has been done in [34] by numerical integral. It is our main task to calculate  $\mathcal{C}(\nu)$  in the case when  $\nu$  is pure imaginary in Section III.

As a warmup, we do the calculation of  $\mathcal{C}(\nu)$  for  $0 < \nu < 3/2$  analytically in this section. In this case, we first write

$$\mathcal{C}(\nu) = \frac{\pi}{8}(\mathcal{A} - \mathcal{B}), \quad (33)$$

where  $\mathcal{A}$  and  $\mathcal{B}$  are the first and second terms, respectively, of Eq. (31), and calculate the integrals  $\mathcal{A}$  and  $\mathcal{B}$  piece by piece: We use the asymptotic form of the Hankel function at  $x \ll 1$  for the integration from 0 to 1, and the asymptotic form at  $x \gg 1$  for the integration from 1 to  $\infty$ . We can see that, the main contribution to the integral is from  $0 < x < 1$ , i.e., the infrared era when the wavelength of the mode has been stretched out of horizon.

The asymptotic behavior of the Hankel function in the ultraviolet limit is in the form of an ordinary wave, but that in the infrared limit needs some caution since there is a spurious discontinuity and divergence at integer  $\nu$ . To avoid it one should take more terms of asymptotic expansion into account instead of keeping only the leading order term. We defer the detailed discussion in Appendix A. Here we refer to the result given by Eqs. (A1) and (A2),

$$\begin{aligned} \mathcal{A} &= \left| \int_0^1 dx x^{-1/2} H_\nu^{(1)}(x) e^{ix} + \int_1^\infty dx x^{-1/2} H_\nu^{(1)}(x) e^{ix} \right|^2, \\ &\rightarrow \left| \sum_{k=0}^{\infty} \frac{(-)^k}{2^{2k} k!} \left\{ \frac{1 + i \cot \nu \pi}{2^\nu \Gamma(k + \nu + 1)} \int_0^1 dx x^{2k + \nu - 1/2} e^{ix} \right. \right. \\ &\quad \left. \left. - \frac{i 2^\nu}{\sin \nu \pi \Gamma(k - \nu + 1)} \int_0^1 dx x^{2k - \nu - 1/2} e^{ix} \right\} + \int_1^\infty dx \sqrt{\frac{2}{\pi}} \frac{e^{i(2x - \nu\pi/2 - \pi/4)}}{x} \right|^2, \\ &= \left| \sum_{k=0}^{\infty} \frac{(-)^k}{2^{2k} k!} \left\{ \frac{1 + i \cot \nu \pi}{2^\nu \Gamma(k + \nu + 1)} i^{2k + \nu + 1/2} \gamma(2k + \nu + 1/2, -i) \right. \right. \\ &\quad \left. \left. - \frac{i^{2k - \nu + 3/2} 2^\nu}{\sin \nu \pi \Gamma(k - \nu + 1)} \gamma(2k - \nu + 1/2, -i) \right\} + \sqrt{\frac{2}{\pi}} e^{-i\frac{\pi}{2}(\nu + \frac{1}{2})} (\pi + iE_1(2i)) \right|^2, \quad (34) \end{aligned}$$

where some of the integrals are expressed in terms of the incomplete gamma function,

$$\gamma(s, p) = \int_0^p t^{s-1} e^{-t} dt. \quad (35)$$

The incomplete gamma function is defined originally on the real  $s$  axis, but can be analytically continued to the complex plane with a branch cut from  $-\infty$  to 0. We also summarize some useful asymptotic properties of  $\gamma(s, b)$  in Appendix B. For a given wavelength, the third term in (34) is the integration from the ultraviolet era  $x > 1$ , which contributes little to the final result.

The evaluation of  $\mathcal{B}$  is a little tricky since there is an overall time ordering operator.

Keeping this in mind, we split the integrals on two axes as

$$\mathcal{B} = 2\text{Re} \int_0^1 dx_1 x_1^{-1/2} H_\nu^{(1)}(x_1) e^{-ix} \int_{x_1}^1 dx_2 x_2^{-1/2} H_\nu^{(2)}(x_2) e^{-ix_2} \quad (36)$$

$$+ 2\text{Re} \int_0^1 dx_1 x_1^{-1/2} H_\nu^{(1)}(x_1) e^{-ix} \int_1^\infty dx_2 x_2^{-1/2} H_\nu^{(2)}(x_2) e^{-ix_2} \quad (37)$$

$$+ 2\text{Re} \int_1^\infty dx_1 x_1^{-1/2} H_\nu^{(1)}(x_1) e^{-ix} \int_{x_1}^\infty dx_2 x_2^{-1/2} H_\nu^{(2)}(x_2) e^{-ix_2}. \quad (38)$$

As before, the second line (37) can be neglected since it is small compared to the first line (36), while the third line (38) can be discarded directly if one adds a small imaginary part  $i\epsilon$  to  $x$  and do the integral in the ultraviolet limit. Now the double integral in the first line (36) is equivalent to the integration over the upper triangle bounded by the  $x_2$ -axis,  $x_2 = 1$  and  $x_1 = x_2$ . Since the integrand is in the form  $2f(x_1)f(x_2)$ , it is in particular symmetric with respect to the interchange of  $x_1$  and  $x_2$ . Hence the integral is equal to a half of that over the square bounded by  $x_1 = x_2 = 0$  and  $x_1 = x_2 = 1$ . The result is then given by the square of the integral  $\int_0^1 dx f(x)$ , that is,

$$\begin{aligned} \mathcal{B} &\longrightarrow \text{Re} \left[ \int_0^1 dx x^{1/2} Y_\nu(x) e^{-ix} \right]^2, \\ &= \text{Re} \left[ \sum_{k=0}^{\infty} \frac{(-)^k}{2^{2k} k!} \left( \frac{\cot \nu \pi}{2^\nu \Gamma(k + \nu + 1)} \int_0^1 dx x^{2k + \nu - 1/2} e^{-ix} \right. \right. \\ &\quad \left. \left. - \frac{2^\nu}{\sin \nu \pi \Gamma(k - \nu + 1)} \int_0^1 dx x^{2k - \nu - 1/2} e^{-ix} \right) \right]^2, \\ &= \text{Re} \left[ \sum_{k=0}^{\infty} \frac{(-)^k}{2^{2k} k!} \left( \frac{(-i)^{2k + \nu + 1/2} \cot \nu \pi}{2^\nu \Gamma(k + \nu + 1)} \Gamma(2k + \nu + 1/2, 0, i) \right. \right. \\ &\quad \left. \left. - \frac{2^\nu (-i)^{2k - \nu + 1/2}}{\sin \nu \pi \Gamma(k - \nu + 1)} \Gamma(2k - \nu + 1/2, 0, i) \right) \right]^2. \end{aligned} \quad (39)$$

In summary, we obtain an approximate analytical expression for  $\mathcal{C}(\nu)$  by combining (33), (34) and (39). It is depicted in Fig. 3 in which the sum over  $k$  is truncated at  $N = 10^3$ . We see that our approximate formula reproduces the one obtained numerically in [34] fairly well. In fact, as discussed in detail in Appendix A, the convergence of this series is very fast and a truncation at  $N = 3$  is found to give a result which is almost indistinguishable from that at  $N = 10^3$ .

### III. HEAVY ISOCURVATURE MODES: INFLATION UNDER EFFECTIVE FIELD THEORY

For an isocurvature mode which has a large effective mass, that is,  $M_{\text{eff}}/H > 3/2$ , the parameter  $\nu$  becomes pure imaginary. Therefore we introduce a real parameter  $\mu$  by

$$\nu \equiv i\mu = i \sqrt{\left(\frac{M_{\text{eff}}}{H}\right)^2 - \frac{9}{4}}. \quad (40)$$



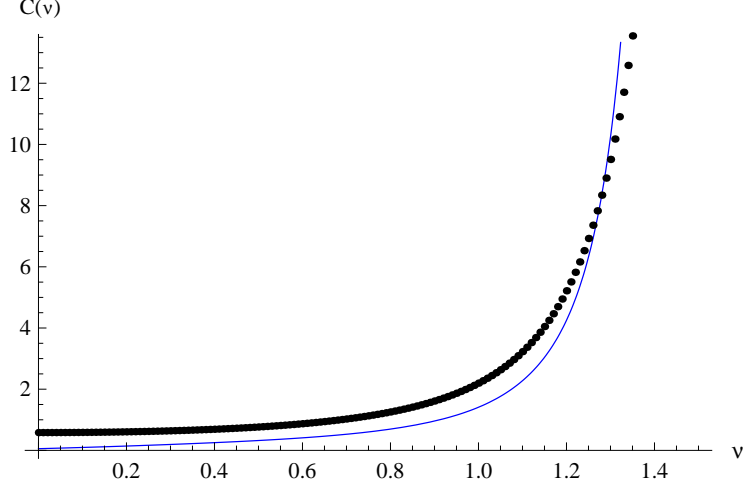


FIG. 3: The red curve depicts an approximate analytic expression for  $\mathcal{C}(\nu)$  given by Eqs. (34) and (39), discarding the contributions coming from the ultraviolet part  $x > 1$ . The dots are those read from the numerical result obtained in [34]. The summation over  $k$  in these equations is truncated at  $k \leq N = 10^3$ .

Then the correction to the power spectrum is written as

$$\mathcal{C}(\mu) \equiv \frac{\pi}{8} e^{-\mu\pi} (\alpha - \beta); \quad (41)$$

$$\alpha = \left| \int_0^\infty dx x^{-1/2} H_{i\mu}^{(1)}(x) e^{ix} \right|^2, \quad (42)$$

$$\beta = 2\text{Re} \int_0^\infty dx_1 x_1^{-1/2} H_{i\mu}^{(1)}(x_1) e^{-ix_1} \int_{x_1}^\infty dx_2 x_2^{-1/2} (H_{i\mu}^{(1)}(x_2))^* e^{-ix_2}. \quad (43)$$

Note the existence of an overall exponential suppression factor  $e^{-\mu\pi}$ . This kills almost all the contributions in  $\alpha$  and  $\beta$  except for the one which contains an exponential enhancement factor that exactly cancels it. The above can be evaluated numerically as depicted in Fig. 4. But we can evaluate it analytically in the limit when the isocurvature is very heavy, i.e.  $\mu \gg 1$ , which is the case when one expects an effective single-field description holds.

First we consider  $\alpha$ . We split the integral into IR and UV parts,

$$\begin{aligned} \alpha &= \left| \int_0^\infty dx x^{-1/2} H_{i\mu}^{(1)}(x) e^{ix} \right|^2, \\ &\approx \left| \frac{1 + \coth \mu\pi}{\mu\Gamma(i\mu)} e^{-\pi\mu/2 - i\mu \ln 2} \gamma(1/2 + i\mu, -i) + \frac{\Gamma(i\mu)}{\pi} e^{\pi\mu/2 + i\mu \ln 2} \gamma(1/2 - i\mu, -i) \right|^2. \end{aligned} \quad (44)$$

Note that  $\alpha$  can be well approximated by the second term in (44) because the first term is exponentially suppressed compared to it. Its evaluation requires the asymptotic series expansion of the complete and incomplete gamma functions. The asymptotic expansion for the gamma function is

$$\Gamma(i\mu) \approx (i\mu)^{i\mu-1/2} e^{-i\mu\sqrt{2\pi}} \left\{ 1 + \frac{1}{12i\mu} - \frac{1}{288\mu^2} + \dots \right\}. \quad (45)$$

The asymptotic expansion of the incomplete gamma function is evaluated in Appendix B, Eq. (B3) or (B3), which we recapitulate here:

$$\gamma(1/2 - i\mu, i) \approx \frac{e^{\mu\pi/2}}{\mu} e^{i(3\pi/4-1)}. \quad (46)$$

$$\gamma(1/2 + i\mu, i) \approx \frac{e^{-\mu\pi/2}}{\mu} e^{-i(\pi/4+1)}. \quad (47)$$

Therefore we have

$$\alpha \approx \frac{2e^{\mu\pi}}{\pi\mu^3}. \quad (48)$$

This  $e^{\mu\pi}$  factor cancels the one in (41) and we end up with a correction to the power spectrum proportional to  $\mu^{-3}$ .

Second we move to the evaluation of  $\beta$ ,

$$\beta = 2\text{Re} \int_0^\infty dx_1 x_1^{-1/2} H_{i\mu}^{(1)}(x_1) e^{-ix_1} \int_{x_1}^\infty dx_2 x_2^{-1/2} (H_{i\mu}^{(1)}(x_2))^* e^{-ix_2}. \quad (49)$$

First note that it can be rewritten as

$$\beta = 2\text{Re} \int_0^1 dx_1 x_1^{-1/2} H_{i\mu}^{(1)}(x_1) e^{-ix} \int_{x_1}^1 dx_2 x_2^{-1/2} (H_{i\mu}^{(1)}(x_2))^* e^{-ix_2} \quad (50)$$

$$+ 2\text{Re} \int_0^1 dx_1 x_1^{-1/2} H_{i\mu}^{(1)}(x_1) e^{-ix} \int_1^\infty dx_2 x_2^{-1/2} (H_{i\mu}^{(1)}(x_2))^* e^{-ix_2} \quad (51)$$

$$+ 2\text{Re} \int_1^\infty dx_1 x_1^{-1/2} H_{i\mu}^{(1)}(x_1) e^{-ix} \int_{x_1}^\infty dx_2 x_2^{-1/2} (H_{i\mu}^{(1)}(x_2))^* e^{-ix_2}. \quad (52)$$

Substituting the corresponding asymptotic behavior, (A8) and (A12), to the second line, we have

$$\begin{aligned} (51) &= \int_0^1 dx_1 x_1^{-1/2} \left[ \frac{1 + \cosh \mu\pi}{\Gamma(1 + i\mu)} \left(\frac{x_1}{2}\right)^{i\mu} - \frac{1}{\sinh \mu\pi \Gamma(1 - i\mu)} \left(\frac{x_1}{2}\right)^{-i\mu} \right] e^{-ix_1} \\ &\quad \cdot \int_1^\infty dx_2 x_2^{-1/2} \sqrt{\frac{2}{\pi x_2}} e^{i(x_2 - \pi/4)} e^{\mu\pi/2}, \\ &\longrightarrow \frac{2}{\mu^{3/2}} |i\pi - \text{Ei}(i)| e^{i(\pi/2 + \mu \ln 2 - 1)}. \end{aligned} \quad (53)$$

This will be exponentially suppressed by the overall  $e^{-\mu\pi}$  factor in (41). Similarly, the third line (52) is also highly suppressed. Hence the only possible contribution comes from (50), which can be expanded after substituting (A8) as

$$\beta^{(\text{IR})} = \beta_1 + \beta_2 + \beta_3 + \beta_4; \quad (54)$$

$$\beta_1 = 2\text{Re} \frac{(1 + \coth \mu\pi)^2}{\Gamma(1 + i\mu)\Gamma(1 - i\mu)} \int_0^\infty dx_1 x_1^{i\mu-1/2} e^{-ix_1} \int_{x_1}^\infty dx_2 x_2^{-i\mu-1/2} e^{-ix_2}, \quad (55)$$

$$\beta_2 = -2\text{Re} \frac{1 + \coth \mu\pi}{\sinh \mu\pi \Gamma(1 + i\mu)^2} 2^{-2i\mu} \int_0^\infty dx_1 x_1^{i\mu-1/2} e^{-ix_1} \int_{x_1}^\infty dx_2 x_2^{i\mu-1/2} e^{-ix_2}, \quad (56)$$

$$\beta_3 = -2\text{Re} \frac{1 + \coth \mu\pi}{\sinh \mu\pi \Gamma(1 - i\mu)^2} 2^{2i\mu} \int_0^\infty dx_1 x_1^{-i\mu-1/2} e^{-ix_1} \int_{x_1}^\infty dx_2 x_2^{-i\mu-1/2} e^{-ix_2}, \quad (57)$$

$$\beta_4 = 2\text{Re} \frac{1}{\sinh^2 \mu\pi \Gamma(1 + i\mu)\Gamma(1 - i\mu)} \int_0^\infty dx_1 x_1^{-i\mu-1/2} e^{-ix_1} \int_{x_1}^\infty dx_2 x_2^{i\mu-1/2} e^{-ix_2}. \quad (58)$$

We see that the integrand with respect to the integrals over  $x_1$  and  $x_2$  in  $\beta_2$  and  $\beta_3$  are symmetric, and can be treated as before to get

$$\beta_2 = -\text{Re} \frac{1 + \coth \mu\pi}{\sinh \mu\pi \Gamma(1 + i\mu)^2} e^{\mu\pi - i(\pi/2 + 2\mu \ln 2)} \gamma(1/2 + i\mu, i)^2, \quad (59)$$

$$\beta_3 = -\text{Re} \frac{1 + \coth \mu\pi}{\sinh \mu\pi \Gamma(1 - i\mu)^2} e^{-\mu\pi - i(\pi/2 - 2\mu \ln 2)} \gamma(1/2 - i\mu, i)^2. \quad (60)$$

To estimate the above, let us recall the following asymptotic forms for  $\mu \gg 1$ :

$$\Gamma(i\mu) \sim e^{-\mu\pi/2} \mu^{-1/2}, \quad (61)$$

$$\Gamma(1 \pm i\mu) \sim e^{-\mu\pi/2} \mu^{1/2}, \quad (62)$$

$$\gamma(1/2 \pm i\mu, i) \sim e^{\mp\mu\pi/2} \mu^{-1}, \quad (63)$$

$$\coth \pi\mu \sim 1, \quad (64)$$

$$\sinh \pi\mu \sim e^{\mu\pi}, \quad (65)$$

where we have only kept the magnitude and neglected the phase and numerical coefficients. Using (61) to (65) we find

$$\beta_2 \sim \beta_3 \sim \frac{1}{\mu^3}, \quad (66)$$

which are again exponentially suppressed in the power spectrum by the overall  $e^{-\mu\pi}$  factor in (41).

Finally let us evaluate  $\beta_1$  and  $\beta_4$ . They are no longer symmetric with respect to  $x_1$  and  $x_2$ , so one needs a special care. We find it is convenient to transform the integral variables to a new set of variables,

$$\begin{cases} u = \frac{x_1}{x_2} \\ v = x_1 + x_2 \end{cases} \quad (67)$$

with the Jacobian

$$\frac{\partial(x_1, x_2)}{\partial(u, v)} = \left| \begin{array}{cc} \frac{v}{(1+u)^2} & \frac{1}{1+u} \\ \frac{1}{1+u} & -\frac{1}{(1+u)^2} \end{array} \right| = -\frac{v}{(1+u)^4} - \frac{u}{(1+u)^2}. \quad (68)$$

We know the integral region in (55) is the upper triangle above the  $x_1 = x_2$  diagonal line in the  $x_1$ - $x_2$  plane. This triangle can be swept by first fixing  $u = x_1/x_2$ , and integrating over  $v$  along the line  $x_2 = x_1/u$  from  $v = 0$  to  $1 + u$ , and then integrate over  $u$  from  $u = 0$  to  $1$ . Namely,

$$\begin{aligned} & \int_0^1 du \int_0^{1+u} dv \left( \frac{v}{(1+u)^3} + \frac{u}{v(1+u)} \right) u^{i\mu-1/2} e^{-iv} \\ &= \int_0^1 du \frac{u^{-\frac{1}{2}+i\mu}}{(u+1)^3} \left[ u(u+1)^2 (\text{Ci}(u+1) - i\text{Si}(u+1) - \gamma) + e^{-i(u+1)} (iu + (1+i)) - 1 \right]. \end{aligned} \quad (69)$$

Here Ci and Si are the integral cosine and sine functions, respectively. While this integral is difficult to deal with directly, since the integral range is  $0 < u < 1$ , the Taylor series

expansion will be converging. Thus we have

$$\begin{aligned}
(69) &= u^{i\mu} \left\{ \frac{-1 + (1+i)e^{-i}}{u^{1/2}} + [\text{Ci}(1) - i\text{Si}(1) - (2+3i)e^{-i} - \gamma + 3] u^{1/2} \right. \\
&+ \left[ \cos 1 - \text{Ci}(1) - i \sin 1 + i\text{Si}(1) + \frac{7+11i}{2}e^{-i} + \gamma - 6 \right] u^{3/2} \\
&+ \left[ -\frac{3+i}{2} \cos 1 + \text{Ci}(1) - \frac{1-3i}{2} \sin 1 - i\text{Si}(1) - \frac{34+53i}{6}e^{-i} - \gamma + 10 \right] u^{5/2} \\
&+ \mathcal{O}(u^{7/2}) \left. \right\} \\
&\rightarrow \frac{1}{\mu} \left[ -i\text{Ci}(1) - \text{Si}(1) - \frac{1331-844i}{30}e^{-i} + i\gamma - 12i \right] + \mathcal{O}(\mu^{-2}). \tag{70}
\end{aligned}$$

Substitute the above into (55) we find

$$\beta_1 \approx 4 \frac{e^{\mu\pi}}{\mu^2\pi} \left[ -\text{Si}(1) - \frac{1331}{120} \cos 1 + \frac{21}{30} \sin 1 \right]. \tag{71}$$

Thus the contribution of  $\beta_1$  gives rise to a correction in the power spectrum proportional to  $\mu^{-2}$ . As for  $\beta_4$ , using the same transformation of the integration variables, one finds

$$\beta_4 \sim \frac{e^{-\mu\pi}}{\mu^2}. \tag{72}$$

This is much smaller than  $\beta_1$  because of the  $e^{-\mu\pi}$  suppression. So again it can be neglected.

Finally, since the correction due to  $\alpha$  is  $\propto \mu^{-3}$  while that due to  $\beta$  is  $\propto \mu^{-2}$  which comes from  $\beta_1$ , we conclude that the correction to leading order in large  $\mu$  is given by

$$\mathcal{C}(\mu) = \frac{1}{\mu^2} \left[ \frac{\text{Si}(1)}{2} + \frac{1331}{240} \cos 1 - \frac{211}{60} \sin 1 \right] \approx \frac{0.5103}{\mu^2}. \tag{73}$$

The coefficient is not very important, and it will not change much no matter how many terms we take into account in the series (70). What really concerns us is the dependence on  $\mu$ . It is not an exponential suppression, but a power-law one. This approximation is valid when  $\mu$  is large as well as  $\dot{\theta}/H$  is small. As depicted in Fig. 4, the analytic approximation (73) reproduces a numerical evaluation of the formula (41) well. Therefore the power spectrum of the curvature perturbation is found to be

$$\mathcal{P}_{\mathcal{R}} \approx \frac{H^4}{4\pi^2 R^2 \dot{\theta}^2} \left\{ 1 + \left[ 4\text{Si}(1) + \frac{1331}{30} \cos 1 - \frac{422}{15} \sin 1 \right] \frac{H^2}{M_{\text{eff}}^2} \left( \frac{\dot{\theta}}{H} \right)^2 \right\}, \tag{74}$$

$$= \mathcal{P}_{\mathcal{R}}^{(0)} \left[ 1 + 4.0824 \frac{H^2}{M_{\text{eff}}^2} \left( \frac{\dot{\theta}}{H} \right)^2 \right]. \tag{75}$$

This is our main result.

To compare this with the one obtained by the effective single-field approach, let us refer to the result in [39, 40, 42, 43] where the two-field case with large isocurvature mass is

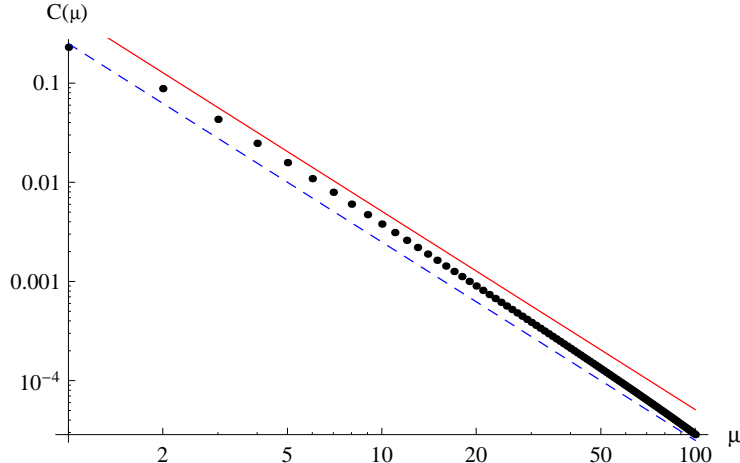


FIG. 4: The red line shows  $\mathcal{C}(\mu)$  given by our analytical approximation (73). The blue dashed line denotes  $\mathcal{C}(\mu)$  derived from the effective single-field approach (76). The black dots are the result of numerical integrations of (41).

considered. After integrating out the heavy field, the power spectrum is corrected in terms of the effective sound speed as

$$c_s^{-2} = 1 + \frac{4H^2}{\tilde{M}_{\text{eff}}^2} \left( \frac{\dot{\theta}}{H} \right)^2, \quad (76)$$

where to leading order  $\tilde{M}_{\text{eff}}^2 = V_{\sigma\sigma} - \dot{\theta}^2$  in our notation. The difference of  $\dot{\theta}^2$  from our definition of  $M_{\text{eff}}^2$  in (30) is not important since it is assumed to be small when the in-in formalism is applied. We see that our result (74), which gives a correction factor to the power spectrum, hence corresponding to  $c_s^{-1}$ , is in good agreement with (76) at leading order in  $\dot{\theta}^2$ , apart from a factor two difference in the numerical coefficient.

#### IV. CONCLUSIONS AND DISCUSSIONS

In this paper, we studied a two-field model of inflation in which the curvature mode, that is the mode along the inflationary trajectory is light while the isocurvature mode is heavy. To simplify the problem, we focused on a situation in which the field is in a circular motion with a constant angular velocity. By computing a diagram that describes the effect of the heavy isocurvature mode on the curvature perturbation with the in-in formalism, we derived a correction to the curvature perturbation spectrum due to the heavy mode. The result was in good agreement with the one obtained by the effective single-field approach.

Here let us reconsider our assumptions, and discuss the validity and limitations. We already know that only if

$$\frac{\dot{\theta}^2}{H^2} \ll 1, \quad (77)$$

one can use perturbation theory in the in-in formalism which we employed. On the other hand, in the case of a sharp turn with large angular velocity, our method fails. It is demonstrated in [41] that such a case cannot be described by an effective single-field action either.

Furthermore in our calculation, we took only the leading order in the power series expansion of the Hankel function (A8). This may cause a non-negligible error: We took the  $x \rightarrow 0$  limit of the Hankel function  $H_{i\mu}^{(1)}(x)$  with real  $\mu$  and integrated it from 0 to 1. Clearly when  $\mu$  is large, retaining only the leading order in the series expansion in the limit  $x \rightarrow 0$  cannot describe the Hankel function at  $x \sim 1$  well. This may explain the possible mismatch between the numerical result with the analytical approximation as depicted in Fig. 4.

To calculate the power spectrum in an analytic form, we assumed  $M_{\text{eff}}^2 \gg H^2$ . Although this is not necessary for the use of the in-in formalism, it enabled us to obtain a simple analytic result that can be easily compared with the effective single-field approach in which the heavy modes are integrated out. We further approximated the evaluation of the integral that dominates the correction term, Eq. (69) by retaining only a few terms in the series expansion. Actually the result (74) was obtained from the leading five terms. But we found that the error is small (less than 5%) even if we just keep only the leading term.

Some papers discussed the requirements of effective single field theory to hold besides the isocurvature mode is heavy. The main constraint is called the adiabatic condition [42],

$$\left| \frac{d}{dt} \log \dot{\theta} \right| \ll M_{\text{eff}}, \quad \text{or} \quad \left| \frac{d}{dt} \log(c_s^{-2} - 1) \right| \ll M_{\text{eff}}. \quad (78)$$

In our constant turn case these conditions are satisfied since we have  $\ddot{\theta} = 0$ . In [41] the authors also claim that to keep slow-roll in the classical trajectory one should impose

$$\frac{V''}{H} \gg \frac{\dot{\theta}}{H}, \quad (79)$$

which is satisfied for  $\mu \gg 1$ . On the other hand, for  $\nu \rightarrow 3/2$  which corresponds to the case when not only the inflaton but also the isocurvature have their masses negligible, there does not exist even an appropriate classical quasi-single-field trajectory. This is probably the reason why we see the divergent behavior in Fig. 3 at  $\nu \rightarrow 3/2$ . In this case, one should abandon the effective single-field description, and turn to other methods used in the standard slow-roll multi-field case as mentioned in Section I.

It is important to study the implications of quasi-single field models in realistic situations. It surely represents a kind of turning process, but it must be adiabatic. If the trajectory is straight before and after the adiabatic turning, the power spectrum (74) is only modified during the turning process, which implies a feature at a characteristic scale determined by the time-dependence of  $\dot{\theta}$ . It will be interesting to study this ‘‘adiabatic turn’’ quasi-single field inflation in more detail.

On the other hand, this scale-dependence can only be detected if the turning occurs not too late at the inflationary stage. In hybrid inflation [27], inflation ends by a sharp turn in the field space and the mode that was isocurvature during inflation turns into the waterfall field and becomes important [28–32]. In particular, recently it was pointed out that a spiky feature may appear in the spectrum and bispectrum for a certain parameter range of hybrid inflation [33]. The waterfall process is not adiabatic. Thus our method cannot be applied. Nevertheless, it is interesting to see if an extension of the present method based on the in-in formalism can shed more light on these cases of hybrid inflation.

Finally let us comment on higher-order calculations, specifically on the 3-point function of the curvature perturbation. Actually, one of the main motivations for developing the quasi-single field approach was to calculate the non-Gaussianity expected in such models.

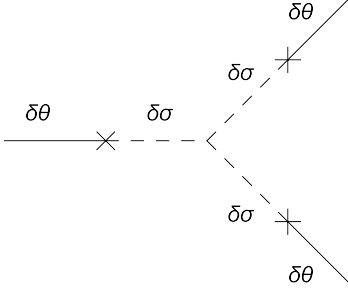


FIG. 5: This is the diagram evaluated in [34], which may generate a large non-Gaussianity.

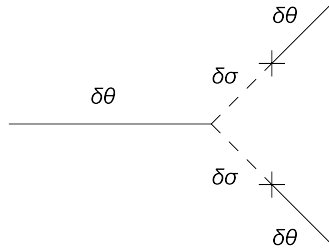
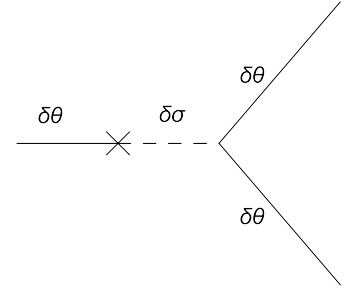


FIG. 6: These are possible additional contributions to non-Gaussianity not considered in [34].



This was done in [34]. But it seems only the vertex given by  $V'''$ , i.e., the last term in (11) corresponding to the diagram shown in Fig. 5 was taken into account. One then realizes that there are other terms in (11) that may contribute to the 3-point function as depicted in Fig. 6. We will evaluate these contributions in a forthcoming publication.

### Acknowledgments

We are grateful to Yifu Cai for useful discussions on numerical methods. SP thanks the hospitality during his visit to Yukawa Institute for Theoretical Physics for the workshop “2012 Asia Pacific School/Workshop on Cosmology and Gravitation” (YITP-W-11-26) when this work was initiated. SP also thanks Bin Chen, Qiang Xu, Jiaju Zhang for valuable comments on the work. This work is supported in part by the JSPS Grant-in-Aid for Scientific Research (A) No. 21244033, and by the MEXT Grant-in-Aid for the global COE program at Kyoto University, “The Next Generation of Physics, Spun from Universality and Emergence”. SP is supported by the NSFC Grant No.10975005 and Scholarship Award for Excellent Doctoral Student granted by Ministry of Education of China.

### Appendix A: The Asymptotic Form of Hankel Functions

Here we give several useful expressions for the asymptotic expansion of the Hankel functions, paying particular attention to the case of integer indices.

We start from the series definition of the Bessel function,

$$J_\nu(x) \longrightarrow \sum_{k=0}^{\infty} \frac{(-)^k}{k!} \frac{1}{\Gamma(k + \nu + 1)} \left(\frac{x}{2}\right)^{2k+\nu}. \quad (\text{A1})$$

From this definition the Neumann function is defined by

$$\begin{aligned} Y_\nu(x) &= \cot \nu\pi J_\nu(x) - \frac{1}{\sin \nu\pi} J_{-\nu}(x) \\ &= \sum_{k=0}^{\infty} \frac{(-)^k}{k!} \left(\frac{x}{2}\right)^{2k} \left[ \frac{\cot \nu\pi}{\Gamma(k + \nu + 1)} \left(\frac{x}{2}\right)^\nu - \frac{1}{\sin \nu\pi \Gamma(k - \nu + 1)} \left(\frac{x}{2}\right)^{-\nu} \right]. \end{aligned} \quad (\text{A2})$$

For  $\nu > 0$ , it seems that we can neglect the first term in (A2) since it is small compared to the second one when  $x \rightarrow 0$ . However, both terms suffer from divergence when  $\nu$  is an integer, hence the first term cannot be simply discarded.

To see how the divergence in each term is cancelled with each other, let us consider first the behavior at  $\nu = 0$ . In this limit, we have

$$\begin{aligned} \lim_{\nu \rightarrow 0} Y_\nu(x) &= \frac{1}{\nu\pi} \left[ 1 + \nu \ln \left( \frac{x}{2} \right) \right] - \frac{1}{\nu\pi} \left[ 1 - \nu \ln \left( \frac{x}{2} \right) \right] \\ &+ \sum_{k=1}^{\infty} \frac{(-)^k}{k!} \left\{ \frac{1}{\nu\pi\Gamma(k+1)} \left[ 1 + \nu \ln \left( \frac{x}{2} \right) \right] - \frac{1}{\nu\pi\Gamma(k+1)} \left[ 1 - \nu \ln \left( \frac{x}{2} \right) \right] \right\}, \\ &= \frac{2}{\pi} J_0(x) \ln \frac{x}{2} \end{aligned} \tag{A3}$$

$$\longrightarrow \frac{2}{\pi} \ln \frac{x}{2} \quad \text{for } x \rightarrow 0. \tag{A4}$$

Thus we obtain a finite result because of the cancelation of  $1/\nu$  divergences coming from both terms.

Now consider the case when  $\nu$  is an integer. In our case, since  $\nu \leq 3/2$ , only the case  $\nu = 1$  concerns us. Introducing  $\epsilon \equiv 1 - \nu$ , we have

$$\begin{aligned} \lim_{\nu \rightarrow 1} Y_\nu(x) &= \sum_{k=1}^{\infty} \frac{(-)^k}{k!} \left( \frac{x}{2} \right)^{2k} \left[ -\frac{1}{\epsilon\pi\Gamma(k+2)} \left( \frac{x}{2} \right) \left( 1 - \epsilon \ln \left( \frac{x}{2} \right) \right) \right. \\ &\quad \left. - \frac{1}{\epsilon\pi\Gamma(k+\epsilon)} \left( \frac{x}{2} \right)^{-1} \left( 1 + \epsilon \ln \left( \frac{x}{2} \right) \right) \right] \\ &= -\frac{2}{\pi x} + \frac{2}{\pi} J_1(x) \ln \left( \frac{x}{2} \right), \\ &\longrightarrow -\frac{2}{\pi x} \quad \text{when } x \rightarrow 0. \end{aligned} \tag{A5}$$

Thus there is no divergence as  $1/(1 - \nu)$ .

Something subtle appears when we want to truncate the summation (A2) to finite terms. From the calculation above, we see that each term in the series is divergent, although the residue is suppressed exponentially by  $1/\Gamma(k+1)\Gamma(k+\nu+1)$  or  $1/\Gamma(k+1)\Gamma(k-\nu+1)$  when  $k$  is large. Expanding (A2), we find that for an integer  $\nu$ , the divergence of the  $k^+$ -th term of positive series,  $x^{2k^++\nu}$ , is canceled by the divergence of the  $k^-$ -th term of the negative series,  $x^{2k^--\nu}$ , where  $k^- = k^+ + \nu$ . Truncating the  $k^+$  and  $k^-$  series simultaneously at the same integer  $N$  will cancel the divergence at  $\nu = 0$ , but all the other divergences at  $\nu \geq 1$  survive. Similarly, one can also truncated at  $k^+ = N$  and  $k^- = N + m$ , where  $m$  is a positive integer to cancel the divergence at  $\nu = m$ , but divergences at all the other integers remain. Thus unless we take the infinite series limit  $N \rightarrow \infty$ , all the divergences at all the integers cannot be canceled simultaneously.

Fortunately, however, the residues of these divergences are suppressed by  $\Gamma(N)$  for large  $N$ . So in practical contexts this will not cause a problem. For example, if we truncate the series at  $k^+ = k^- = 1000$  to cancel the divergence at  $\nu = 0$ , the one at  $\nu = 1$  remains. However since the residue is suppressed by  $1/\Gamma(1000)^2$ , the divergence becomes effectively invisible unless we take the value of  $\nu$  exponentially close to  $\nu = 1$ , within the width of  $\Delta\nu \sim 1/\Gamma(1000)^2$ . This enables us to draw our analytic curve practically smooth as depicted in Fig. 3.



With the above understanding, we obtain the Hankel functions in the form,

$$H^{(1)}(x) = J_\nu(x) + iY_\nu(x) \rightarrow iY_\nu(x); \quad (\text{A6})$$

$$H^{(2)}(x) = J_\nu(x) - iY_\nu(x) \rightarrow -iY_\nu(x) \quad (\text{A7})$$

where the Neumann function is given by the form (A2).

The last arrows above hold only for a real  $\nu$  but not for an imaginary  $\nu$ ,  $\nu = i\mu$  for  $\mu > 0$ . We now focus on this case, as discussed in Section III. In this case we cannot neglect  $J_{i\mu}$ . Actually we have

$$H_{i\mu}^{(1)} \rightarrow \frac{1 + \coth \mu\pi}{\Gamma(1 + i\mu)} \left(\frac{x}{2}\right)^{i\mu} - \frac{1}{\sinh \mu\pi} \left(\frac{x}{2}\right)^{-i\mu}, \quad (\text{A8})$$

$$H_{i\mu}^{(2)} \rightarrow \frac{1 - \coth \mu\pi}{\Gamma(1 + i\mu)} \left(\frac{x}{2}\right)^{i\mu} + \frac{1}{\sinh \mu\pi} \left(\frac{x}{2}\right)^{-i\mu}. \quad (\text{A9})$$

As for the ultraviolet behavior at  $x \gg 1$ , it is trivial,

$$H_\nu^{(1)} \sim \sqrt{\frac{2}{\pi x}} e^{i(x - \nu\pi/2 - \pi/4)}, \quad (\text{A10})$$

$$H_\nu^{(2)} \sim \sqrt{\frac{2}{\pi x}} e^{-i(x - \nu\pi/2 - \pi/4)}, \quad (\text{A11})$$

$$H_{i\mu}^{(1)} \sim \sqrt{\frac{2}{\pi x}} e^{\mu\pi/2} e^{i(x - \pi/4)}, \quad (\text{A12})$$

$$H_{i\mu}^{(2)} \sim \sqrt{\frac{2}{\pi x}} e^{-\mu\pi/2} e^{-i(x - \pi/4)}. \quad (\text{A13})$$

## Appendix B: Some Properties of Generalized Incomplete Gamma Function

Consider the asymptotic form of the incomplete gamma function  $\gamma(s, p)$ ,

$$\gamma(s, p) = \int_0^p dt t^{s-1} e^{-t}, \quad (\text{B1})$$

when the first argument is large,  $|s| \gg 1$ . Note that the integral converges as long as  $\text{Re}(s) > 0$ . Since in Section III we only have to evaluate the integral from 0 to  $i$ , we can expand the exponent in the Taylor series,

$$\begin{aligned} \gamma(1/2 - i\mu, i) &= \int_0^i dt t^{-1/2 - i\mu} e^{-t} = \sum_{n=0}^{\infty} \frac{(-)^n}{n!} \int_0^i dt t^{n-1/2 - i\mu} \\ &= \sum_{n=0}^{\infty} \frac{(-)^n}{n!} \frac{t^{n+1/2 - i\mu}}{n + 1/2 + i\mu} \Big|_0^i = \sum_{n=0}^{\infty} \frac{(-)^n}{n!} \frac{e^{i(n+1/2 - i\mu)\pi/2}}{n + 1/2 + i\mu} \\ &= e^{\mu\pi/2 + i\pi/4} \sum_{n=0}^{\infty} \frac{(-i)^n}{n!} \frac{1}{n + 1/2 + i\mu}. \end{aligned} \quad (\text{B2})$$

This series expansion is rapidly converging at large  $n$ , so can be truncated at  $n \ll \mu$  for  $\mu \gg 1$ . Therefore we obtain

$$\gamma(1/2 - i\mu, i) \approx \frac{e^{\mu\pi/2+i\pi/4}}{i\mu} \sum_{n=0}^{\infty} \frac{(-i)^n}{n!} = \frac{e^{\mu\pi/2}}{\mu} e^{-i(\pi/4+1)}.$$

Similarly, we obtain

$$\gamma(1/2 + i\mu, i) \approx \frac{e^{-\mu\pi/2}}{\mu} e^{-i(\pi/4+1)}. \quad (\text{B3})$$

- 
- [1] A. H. Guth, Phys. Rev. D **23**, 347 (1981);  
K. Sato, Mon. Not. Roy. Astron. Soc. **195**, 467 (1981).
  - [2] A. A. Starobinsky, Phys. Lett. B **91**, 99 (1980);  
A. D. Linde, Phys. Lett. B **108**, 389 (1982);  
A. Albrecht and P. J. Steinhardt, Phys. Rev. Lett. **48**, 1220 (1982).
  - [3] E. Komatsu *et al.*, “Seven-Year Wilkinson Microwave Anisotropy Probe (WMAP) Observations: Cosmological Interpretation,” arXiv:1001.4538 [astro-ph.CO].
  - [4] L. Susskind, In \*Carr, Bernard (ed.): Universe or multiverse?\* 247-266 [hep-th/0302219].
  - [5] J. S. Schwinger, Proc. Nat. Acad. Sci. **46**, 1401 (1961); P. M. Bakshi and K. T. Mahanthappa, “Expectation value formalism in quantum field theory. 1,” J. Math. Phys. **4**, 1 (1963); P. M. Bakshi and K. T. Mahanthappa, “Expectation value formalism in quantum field theory. 2,” J. Math. Phys. **4**, 12 (1963); L. V. Keldysh, Zh. Eksp. Teor. Fiz. **47**, 1515 (1964).
  - [6] S. Weinberg, “Quantum contributions to cosmological correlations,” Phys. Rev. D **72**, 043514 (2005). [arXiv:hep-th/0506236].
  - [7] J. M. Maldacena, “Non-Gaussian features of primordial fluctuations in single field inflationary models,” JHEP **0305**, 013 (2003) [arXiv:astro-ph/0210603].
  - [8] T. S. Bunch and P. C. W. Davies, “Quantum Field Theory In De Sitter Space: Renormalization By Point Splitting,” Proc. Roy. Soc. Lond. A **360**, 117 (1978).
  - [9] A. R. Liddle, A. Mazumdar and F. E. Schunck, Dimopoulos:2005ac “Assisted inflation,” Phys. Rev. D **58**, 061301 (1998) [arXiv:astro-ph/9804177].
  - [10] E. Silverstein and D. Tong, “Scalar speed limits and cosmology: Acceleration from Dcceleration,” Phys. Rev. D **70**, 103505 (2004) [arXiv:hep-th/0310221];
  - [11] M. X. Huang, G. Shiu and B. Underwood, “Multifield DBI Inflation and Non-Gaussianities,” Phys. Rev. D **77**, 023511 (2008) [arXiv:0709.3299 [hep-th]].
  - [12] J. Ward, “DBI N-flation,” JHEP **0712**, 045 (2007) [arXiv:0711.0760 [hep-th]].
  - [13] S. Pi and D. Wang, “Cosmological perturbations in inflation with multiple sound speeds,” arXiv:1107.0813 [hep-th].
  - [14] M. Sasaki and T. Tanaka, Prog. Theor. Phys. **99**, 763 (1998) [gr-qc/9801017].
  - [15] C. Gordon, D. Wands, B. A. Bassett and R. Maartens, “Adiabatic and entropy perturbations from inflation,” Phys. Rev. D **63**, 023506 (2001) [arXiv:astro-ph/0009131].
  - [16] L. Amendola, C. Gordon, D. Wands and M. Sasaki, “Correlated perturbations from inflation and the cosmic microwave background,” Phys. Rev. Lett. **88**, 211302 (2002) [arXiv:astro-ph/0107089].

- [17] C. M. Peterson and M. Tegmark, “Testing Two-Field Inflation,” *Phys. Rev. D* **83**, 023522 (2011) [arXiv:1005.4056 [astro-ph.CO]].
- [18] C. Armendariz-Picon, T. Damour and V. F. Mukhanov, “k-Inflation,” *Phys. Lett. B* **458**, 209 (1999) [arXiv:hep-th/9904075].
- [19] X. Gao, “On Cross-correlations between Curvature and Isocurvature Perturbations during Inflation,” *JCAP* **1002**, 019 (2010) [arXiv:0908.4035 [hep-th]].
- [20] V. F. Mukhanov and G. V. Chibisov, *Sov. Phys. JETP* **56**, 258 (1982) [*Zh. Eksp. Teor. Fiz.* **83**, 475 (1982)].
- [21] M. Sasaki, *Prog. Theor. Phys.* **76**, 1036 (1986).
- [22] V. F. Mukhanov, *Sov. Phys. JETP* **67**, 1297 (1988) [*Zh. Eksp. Teor. Fiz.* **94N7**, 1 (1988)].
- [23] M. Sasaki and E. D. Stewart, “A General Analytic Formula For The Spectral Index Of The Density Perturbations Produced During Inflation,” *Prog. Theor. Phys.* **95**, 71 (1996) [arXiv:astro-ph/9507001].
- [24] D. H. Lyth, K. A. Malik and M. Sasaki, “A general proof of the conservation of the curvature perturbation,” *JCAP* **0505**, 004 (2005) [arXiv:astro-ph/0411220].
- [25] A. A. Starobinsky, “Multicomponent de Sitter (Inflationary) Stages and the Generation of Perturbations,” *JETP Lett.* **42**, 152 (1985) [*Pisma Zh. Eksp. Teor. Fiz.* **42**, 124 (1985)].
- [26] A. A. Starobinsky, “Dynamics Of Phase Transition In The New Inflationary Universe Scenario And Generation Of Perturbations,” *Phys. Lett. B* **117**, 175 (1982).
- [27] A. D. Linde, “Hybrid inflation,” *Phys. Rev. D* **49**, 748 (1994) [arXiv:astro-ph/9307002].
- [28] D. H. Lyth, “Issues concerning the waterfall of hybrid inflation,” arXiv:1005.2461 [astro-ph.CO].
- [29] D. H. Lyth, “The contribution of the hybrid inflation waterfall to the primordial curvature perturbation,” arXiv:1012.4617 [astro-ph.CO].
- [30] J. Fonseca, M. Sasaki and D. Wands, *JCAP* **1009**, 012 (2010) [arXiv:1005.4053 [astro-ph.CO]].
- [31] A. A. Abolhasani, H. Firouzjahi and M. H. Namjoo, “Curvature Perturbations and non-Gaussianities from Waterfall Phase Transition during Inflation,” *Class. Quant. Grav.* **28**, 075009 (2011) [arXiv:1010.6292 [astro-ph.CO]].
- [32] J. O. Gong and M. Sasaki, “Waterfall field in hybrid inflation and curvature perturbation,” *JCAP* **1103**, 028 (2011) [arXiv:1010.3405 [astro-ph.CO]].
- [33] A. A. Abolhasani, H. Firouzjahi, S. Khosravi and M. Sasaki, arXiv:1204.3722 [astro-ph.CO].
- [34] X. Chen and Y. Wang, “Quasi-Single Field Inflation and Non-Gaussianities,” *JCAP* **1004**, 027 (2010) [arXiv:0911.3380 [hep-th]].
- [35] X. Chen and Y. Wang, “Large non-Gaussianities with Intermediate Shapes from Quasi-Single Field Inflation,” *Phys. Rev. D* **81**, 063511 (2010) [arXiv:0909.0496 [astro-ph.CO]].
- [36] C. Cheung, P. Creminelli, A. L. Fitzpatrick, J. Kaplan and L. Senatore, “The Effective Field Theory of Inflation,” *JHEP* **0803**, 014 (2008) [arXiv:0709.0293 [hep-th]].
- [37] S. Weinberg, “Effective Field Theory for Inflation,” *Phys. Rev. D* **77**, 123541 (2008) [arXiv:0804.4291 [hep-th]].
- [38] L. Senatore and M. Zaldarriaga, “The Effective Field Theory of Multifield Inflation,” arXiv:1009.2093 [hep-th].
- [39] A. J. Tolley and M. Wyman, “The Gelaton Scenario: Equilateral non-Gaussianity from multi-field dynamics,” *Phys. Rev. D* **81**, 043502 (2010) [arXiv:0910.1853 [hep-th]].
- [40] A. Achúcarro, J. O. Gong, S. Hardeman, G. A. Palma and S. P. Patil, “Features of heavy physics in the CMB power spectrum,” *JCAP* **1101**, 030 (2011) [arXiv:1010.3693 [hep-ph]].
- [41] G. Shiu and J. Xu, “Effective Field Theory and Decoupling in Multi-field Inflation: An Illus-

- trative Case Study,” *Phys. Rev. D* **84**, 103509 (2011) [arXiv:1108.0981 [hep-th]].
- [42] S. Cespedes, V. Atal and G. A. Palma, “On the importance of heavy fields during inflation,” arXiv:1201.4848 [hep-th].
- [43] A. Achucarro, J. O. Gong, S. Hardeman, G. A. Palma and S. P. Patil, “Effective theories of single field inflation when heavy fields matter,” arXiv:1201.6342 [hep-th].