

Dynamical mean-field theory for the anisotropic Kondo semiconductor: Temperature and magnetic field dependence

Takemi Yamada* and Yoshiaki Ōno

Department of Physics, Niigata University, Ikarashi, Nishi-ku, Niigata, 950-2181, Japan

(Dated: September 24, 2018)

We investigate the periodic Anderson model with \mathbf{k} -dependent c - f mixing reproducing the point nodes of the hybridization gap by using the dynamical mean-field theory combined with the exact diagonalization method. At low temperature below a coherence temperature T_0 , the imaginary part of the self-energy is found to be proportional to T^2 and the pseudogap with two characteristic energies $\tilde{\Delta}_1$ and $\tilde{\Delta}_2$ is clearly observed for $T \ll T_0$, while the pseudogap is smeared with increasing T and then disappears at high temperature $T \gtrsim T_0$ due to the evolution of the imaginary self-energy. When the Coulomb interaction between f electrons U increases, $\tilde{\Delta}_1$, $\tilde{\Delta}_2$, and T_0 together with T_{\max} at which the magnetic susceptibility is maximum decrease in proportion to the renormalization factor Z resulting in a heavy-fermion semiconductor with a large mass enhancement $m^*/m = Z^{-1}$ for large U . We also examine the effect of the external magnetic field H and find that the magnetization M shows two metamagnetic anomalies H_1 and H_2 corresponding to $\tilde{\Delta}_1$ and $\tilde{\Delta}_2$ which are reduced due to the effect of H together with Z . Remarkably, Z^{-1} is found to be largely enhanced due to H especially for $H_1 \lesssim H \lesssim H_2$, where the field induced heavy-fermion state is realized. The obtained results seem to be consistent with the experimental results observed in the anisotropic Kondo semiconductors such as CeNiSn.

I. INTRODUCTION

In the heavy-fermion systems, f electrons hybridize with conduction (c) electrons via the c - f mixing to form coherent quasiparticles with large effective mass, which is due to the effect of Coulomb interaction between f electrons at low temperature, while at high temperature, f electrons are almost localized and scatter c electrons resulting in the Kondo effect.¹ The systems show various types of ground states including the so-called Kondo semiconductor, which exhibits an insulating behavior at low temperature with highly reduced energy gap. With increasing temperature, the energy gap tends to be smeared, and then the system shows the behavior of incoherent metal at high temperature. Typical examples of the Kondo semiconductors are SmB_6 ,² YbB_{12} ,³ and $\text{Ce}_3\text{Bi}_4\text{Pt}_3$,⁴ which have cubic crystal structures and possess well defined energy gaps of the orders of 100 K as observed in the measurements of the thermodynamic and transport properties.

Another class of the Kondo semiconductors such as CeNiSn and its isostructural compounds with the orthorhombic structure shows the behavior of anisotropic semiconductor or semimetal.^{5–14} The longitudinal NMR relaxation rate $1/T_1$ ^{10–12} and the Sommerfeld coefficient γ ^{7,13,14} are suppressed below 10 K indicating the development of a pseudogap in the density of states (DOS) at low temperature. Such pseudogap behavior is well accounted for by the V-shaped gap model with a residual DOS¹⁰ or the semimetallic model with nodes in the gap.¹⁵ The V-shaped pseudogap in the DOS was directly observed below 10 K in the tunneling spectroscopy.¹⁶ As for the transport properties, the resistivity along the a -axis ρ_a decreases with decreasing temperature as expected by the semimetallic model,¹⁵ while ρ_b and ρ_c slightly increase below 3 K.⁷ The inelastic neutron scat-

tering experiments revealed the existence of anisotropic magnetic excitations.^{17–19} Anisotropic pseudogap properties were also observed in the magnetization and the magnetoresistance.^{20–22} Despite the intense efforts, it is still controversial whether CeNiSn has a zero DOS just at the Fermi level or a dip structure DOS around the Fermi level within the experimental uncertainties.

A remarkable feature of the anisotropic Kondo semiconductors is the significant temperature dependence of the pseudogap. In the tunneling¹⁶ and the photoemission spectroscopies,^{23,24} the pseudogap in the DOS is clearly observed at low temperature, while it vanishes at high temperature. Such temperature dependent pseudogap cannot be explained with a simple rigid-band model. Therefore the electron correlation effect is considered to be crucial for the temperature dependence of the pseudogap together with the large reduction of the gap width. More recently, possible long-range ordered states in the anisotropic Kondo semiconductors have also been extensively investigated with the effects of the pressure^{25,26} and the doping.^{27–29}

Many theoretical studies for the Kondo semiconductor have been made on the basis of the periodic Anderson model (PAM)^{30–32} with \mathbf{k} -independent c - f mixing reproducing the isotropic hybridization gap by means of various methods such as the Gutzwiller approximation,^{33,34} the slave-boson mean-field theory,^{35–37} the noncrossing approximation,³⁸ the $1/N$ expansion^{39–41} and the dynamical mean-field theory (DMFT).^{42–47} These studies have shown that, due to the strong correlation effect, the hybridization gap is highly reduced to form a renormalized gap^{33–37} which is clearly observed at low temperature but disappears at high temperature.^{38–45} A magnetic field induced insulator to metal transition has also been observed at low temperature.^{46,47} The obtained results are consistent with the experimental results observed in

the isotropic Kondo semiconductors such as $\text{Ce}_3\text{Bi}_4\text{Pt}_3$ and YbB_{12} .

As for the anisotropic Kondo semiconductors such as CeNiSn , the \mathbf{k} -dependence of the c - f mixing is considered to be important in addition to the strong correlation effect. The \mathbf{k} -dependent c - f mixing originates from the crystal electric field (CEF) ground states of f electrons^{31,32,48} and yields the specific DOS with the pseudogap structure.^{15,49–51} The PAM with the \mathbf{k} -dependent c - f mixing has been studied by using the Gutzwiller approximation¹⁵ and the slave-boson mean-field theory,⁴⁹ which reproduce the highly reduced pseudogap and well explain the thermodynamic and transport properties of the anisotropic Kondo semiconductors at low temperature. However, the temperature dependence of the pseudogap, which is directly observed in the tunneling and photoemission spectroscopies,^{16,23,24} together with the magnetic field dependence was not discussed there.

The purpose of this paper is to elucidate the effects of temperature and magnetic field on the electronic states of the anisotropic Kondo semiconductors. For this purpose, we study the PAM with \mathbf{k} -dependent c - f mixing by using the DMFT which becomes exact in the limit of infinite spatial dimensions and is expected to be a good approximation in three dimensions. The DMFT is known to describe well the strongly correlated electron systems over the whole parameter regime of temperature, magnetic field and frequency, and has been extensively developed for the PAM with \mathbf{k} -independent c - f mixing to describe the heavy-fermion systems and the Kondo semiconductors.^{42–47} In the previous work, we have employed the DMFT combined with the exact diagonalization (ED) method for the PAM with the \mathbf{k} -dependent c - f mixing and have obtained the magnetic field dependence of the electronic state which well accounts for the metamagnetic behavior observed in CeRu_2Si_2 .⁵² The present paper is a straight forward extension of the previous work for the case with the anisotropic Kondo semiconductors such as CeNiSn .

In this paper, we investigate the anisotropic Kondo semiconductor on the basis of the PAM with the \mathbf{k} -dependent c - f mixing at half-filling by using the DMFT+ED method.⁵² The physical quantities are calculated systematically over the wide parameter regime of temperature T , magnetic field H and Coulomb interaction U between f electrons. The paper is organized as follows: in Sec. II, we present the Hamiltonian of the PAM with the \mathbf{k} -dependent c - f mixing and the formulation of the DMFT+ED method. In Sec. III, we show the results of the physical quantities for $H = 0$, the renormalized DOS, the magnetic and charge susceptibilities, the renormalization factor and the imaginary part of the self-energy as functions of U and T . In Sec. IV, we present the H dependence of the physical quantities, the magnetization and the renormalization factor for various U and T . In Sec. V, the paper is ended with a summary together with discussions where the present results are

compared with the previous theoretical results and the experimental results.

II. MODEL AND FORMULATION

A. Model Hamiltonian

Our model Hamiltonian of the PAM with \mathbf{k} -dependent c - f mixing^{15,48,51} consists of the conduction electron term H_c , the f electron term H_f and the c - f mixing term H_{cf} as follows

$$H = H_c + H_f + H_{cf}, \quad (1)$$

$$H_c = \sum_{\mathbf{k}\sigma} \epsilon_{\mathbf{k}} c_{\mathbf{k}\sigma}^\dagger c_{\mathbf{k}\sigma}, \quad (2)$$

$$H_f = \sum_{im} \epsilon_{fm} n_{im}^f + U \sum_i n_{i+}^f n_{i-}^f, \quad (3)$$

$$H_{cf} = \sum_{\mathbf{k}m\sigma} \left(V_{\mathbf{k}m\sigma} f_{\mathbf{k}m}^\dagger c_{\mathbf{k}\sigma} + \text{H.c.} \right), \quad (4)$$

where $c_{\mathbf{k}m}^\dagger$ is a creation operator for a c electron with the wave vector \mathbf{k} and the spin $\sigma = \uparrow, \downarrow$, f_{im}^\dagger is that for a f electron with the lowest Kramers doublet state $m = \pm$ at site i and $n_{im}^f = f_{im}^\dagger f_{im}$. $\epsilon_{\mathbf{k}}$ (ϵ_{fm}) is the energy for the c (f) electron, $V_{\mathbf{k}m\sigma}$ is the c - f mixing matrix element and U is the Coulomb interaction between f electrons. In Eq. (4), the effect of the external magnetic field H is included only in the f electrons as $\epsilon_{fm} = \epsilon_f - mH$, because the g value for the f electron is known to be much larger than that for the c electron.

In this paper, we assume that the lowest Kramers doublet state under the CEF is $J_z = \pm 3/2$, which is referred to as $m = \pm$ and the c electron state is simply given by the plane wave. Such a model was originally developed by Ikeda and Miyake to describe the electronic state of the anisotropic Kondo semiconductors such as CeNiSn .¹⁵

In this case, the c - f mixing matrix element is given by [see Eq. (A10) in Appendix]

$$\begin{pmatrix} V_{\mathbf{k}+\uparrow} & V_{\mathbf{k}+\downarrow} \\ V_{\mathbf{k}-\uparrow} & V_{\mathbf{k}-\downarrow} \end{pmatrix} = V_{cf} \begin{pmatrix} -aY_{31}(\Omega_{\mathbf{k}}) & bY_{32}(\Omega_{\mathbf{k}}) \\ -bY_{3-2}(\Omega_{\mathbf{k}}) & aY_{3-1}(\Omega_{\mathbf{k}}) \end{pmatrix} \quad (5)$$

with $a = \sqrt{\frac{8\pi}{7}}$ and $b = \sqrt{\frac{20\pi}{7}}$, where $Y_{pq}(\Omega_{\mathbf{k}})$ is a spherical harmonics with the argument of the solid angle $\Omega_{\mathbf{k}}$ of the wave vector \mathbf{k} , and V_{cf} is the c - f mixing strength defined in Eq. (A6) in Appendix, which is a parameter in our model.

B. c - f hybridized bands for $U = 0$

In the noninteracting case with $U = 0$, the Hamiltonian Eqs. (1)–(4) with Eq. (5) is diagonalized to yield the c - f hybridized bands with the energies,

$$E_{\mathbf{k}m}^{(\pm)} = \frac{1}{2} \left(\epsilon_{fm} + \epsilon_{\mathbf{k}} \pm \sqrt{(\epsilon_{fm} - \epsilon_{\mathbf{k}})^2 + 4I_{\mathbf{k}}} \right) \quad (6)$$

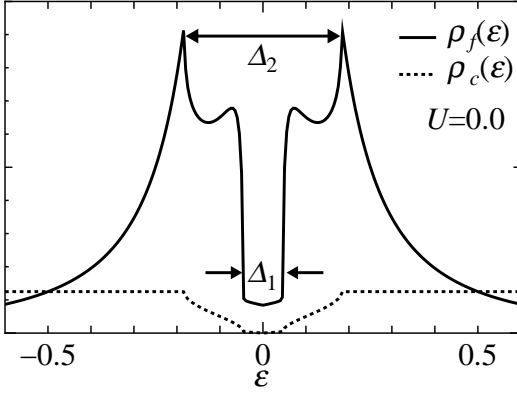


FIG. 1. The noninteracting DOS for f and c electrons $\rho_f(\varepsilon)$ and $\rho_c(\varepsilon)$ near $\varepsilon = 0$ for $U = 0$, $\epsilon_{fm} = 0$, $V_{cf} = 0.5$ and $D = 2$.

with $I_{\mathbf{k}} = \sum_{\sigma} |V_{\mathbf{k}m\sigma}|^2$, where $I_{\mathbf{k}}$ depends only on the z component of the unit \mathbf{k} -vector, $\hat{k}_z = k_z/|\mathbf{k}|$, and is explicitly given by (see Eq. (A13) in the Appendix)

$$I_{\mathbf{k}} = \frac{3}{8} V_{cf}^2 (1 - \hat{k}_z^2) (1 + 15 \hat{k}_z^2). \quad (7)$$

Then, the hybridization gap between the upper and the lower hybridized bands has nodes on the k_z axis with $\hat{k}_z = \pm 1$ resulting in a pseudogap structure of the DOS as shown in Fig. 1, where two characteristic energies of the pseudogap Δ_1 and Δ_2 originates from the minimum of $I_{\mathbf{k}}$ at $\hat{k}_z = 0$ and the maximum of $I_{\mathbf{k}}$ at $\hat{k}_z = \pm \sqrt{7/15}$, respectively. This pseudogap is found to well reproduce the anisotropic Kondo semiconductor CeNiSn,¹⁵ where the characteristic temperature dependence of the specific heat and the NMR relaxation rate at low temperature is well accounted for by the pseudogap. We note that the f electrons DOS at the Fermi level is finite as shown in Fig. 1, and then, the resistivity shows a metallic behavior at low temperature as observed in CeNiSn.¹⁵ This is a striking contrast to the case with the \mathbf{k} -independent c - f mixing that yields a finite hybridization gap reproducing the isotropic Kondo semiconductor, where the resistivity shows a semiconducting behavior at low temperature. Here and hereafter, we assume the bare c -DOS to be a rectangular DOS with the band width $2D$ centered at $\varepsilon = 0$.

C. DMFT+ED formalism

In the DMFT,^{45–47,52} the lattice model is mapped onto an effective impurity model embedded in an effective medium which is to be determined self-consistently. To solve the effective impurity model, we employ the ED method for a finite-size cluster given by the following

Hamiltonian,

$$H_{\text{imp}} = \sum_m \epsilon_{0m} n_{0m} + U n_{0+} n_{0-} + \sum_{l=1}^{N_s-1} \sum_m \epsilon_{lm} n_{lm} + \sum_{l=1}^{N_s-1} \sum_m \left(V_{lm} a_{lm}^\dagger a_{l-1m} + \text{H.c.} \right), \quad (8)$$

where a_{lm}^\dagger is a creation operator for an electron with $m = \pm$ for the impurity site $l = 0$ and that for the effective medium sites $l = 1, \dots, N_s - 1$, respectively, and $n_{lm} = a_{lm}^\dagger a_{lm}$. U is the Coulomb interaction between electrons on the impurity site and is set to be the same value of U in the original lattice Hamiltonian Eq. (3). A set of parameters $\{\epsilon_{lm}, V_{lm}\}$ is so-called Weiss field parameters (WFPs), which represents the effective medium and is to be determined self-consistently.

In the noninteracting case with $U = 0$, the impurity Green's function is written with the WFPs as

$$\mathcal{G}_m^0(z_\nu) = \left(z_\nu - \epsilon_{0m} - \sum_{l=1}^{N_s-1} \frac{|V_{lm}|^2}{z_\nu - \epsilon_{lm}} \right)^{-1}, \quad (9)$$

where $z_\nu = i(2\nu + 1)\pi T$ is the Matsubara frequency with the temperature T . For finite U , we solve the N_s -site Hamiltonian (8) by using the Householder ED algorithm to obtain the impurity Green's function $G_m(z_\nu) = (\mathcal{G}_m^0(z_\nu)^{-1} - \Sigma_m(z_\nu))^{-1}$ together with the impurity self-energy $\Sigma_m(z_\nu)$. Then, the self-consistency condition, where the impurity Green's function coincides with the local f electron Green's function $G_m^f(z_\nu)$ of the original PAM in Eq. (1) with the same self-energy $\Sigma_m(z_\nu)$, is given by

$$G_m^f(z_\nu) = \frac{1}{N} \sum_{\mathbf{k}} \left(z_\nu - \epsilon_{fm} - \Sigma_m(z_\nu) - \frac{I_{\mathbf{k}}}{z_\nu - \epsilon_{\mathbf{k}}} \right)^{-1} = \frac{1}{\mathcal{G}_m^0(z_\nu)^{-1} - \Sigma_m(z_\nu)}. \quad (10)$$

Substituting Eq. (7) into $G_m^f(z_\nu)$ in Eq. (10), we obtain a more explicit expression for $G_m^f(z)$ as

$$G_m^f(z) = \frac{1}{z - \epsilon_{fm} - \Sigma_m(z)} + \frac{1}{(z - \epsilon_{fm} - \Sigma_m(z))^2} \times \frac{1}{2D} \int_0^1 d\hat{k}_z I_{\mathbf{k}} \ln \left(\frac{\zeta + D}{\zeta - D} \right) \quad (11)$$

with $\zeta = z_\nu - I_{\mathbf{k}}/(z_\nu - \epsilon_{fm} - \Sigma_m(z))$.

In the explicit calculation to obtain the DMFT+ED solution, the following procedures are carried out: (i) under given WFPs $\{\epsilon_{lm}^{\text{old}}, V_{lm}^{\text{old}}\}$, the N_s -site Hamiltonian Eq. (8) is solved by using the Householder ED algorithm to obtain eigen values and eigen vectors. (ii) From the eigen values and eigen vectors, the self-energy $\Sigma_m(z_\nu)$ is calculated. (iii) Substituting $\Sigma_m(z_\nu)$ into Eq. (10), new WFPs $\{\epsilon_{lm}^{\text{new}}, V_{lm}^{\text{new}}\}$ are determined so as to satisfy the self-consistency condition Eq. (10) with Eq. (9) as possible. The steps (i)–(iii) are iterated until the old and new WFPs coincide with each other.

III. RESULTS FOR $H = 0$

In this section, we show the U and T dependence of physical quantities in the absence of the external magnetic field, $H = 0$. We restrict ourselves only to the half-filling case with the particle-hole symmetry, where we set $\epsilon_f = -U/2$ and the c and f electron numbers per site are given by $\langle n^c \rangle = \langle n^f \rangle = 1$. In addition, we assume that the system is in the paramagnetic state with $\langle n_+^f \rangle = \langle n_-^f \rangle = \frac{1}{2}$, and then the physical quantities are independent of m . Here and hereafter, the parameters are set to as follows: the half c -band width $D = 2$, the c - f mixing strength $V_{cf} = 0.5$, and the site number of the effective impurity model $N_s = 6$.⁵³

A. Renormalized f -DOS

Figure 2(a) shows the renormalized f -DOS $\rho^f(\epsilon)$ near the Fermi level $\epsilon = 0$ for several values of U at a low temperature $T = 0.001$. In this calculation, we perform the analytic continuation of the self-energy $\Sigma_m(z)$ from the imaginary frequency to the real frequency by using the Padé approximation, and then substitute $\Sigma_m(\epsilon + i0_+)$ into Eq. (11) to obtain $\rho^f(\epsilon) \equiv \rho_m^f(\epsilon) = -\frac{1}{\pi} \text{Im} G_m^f(\epsilon + i0_+)$. When U increases, the renormalized pseudogap with the renormalized characteristic energies $\tilde{\Delta}_1$ and $\tilde{\Delta}_2$, which correspond to Δ_1 and Δ_2 for $U = 0$ shown in Fig. 1, decreases together with decrease in the quasiparticle band width resulting in the highly reduced pseudogap accompanied by the heavy-fermion bands for large U . We also find that the spectral weight due to the quasiparticle bands decreases with decreasing the quasiparticle band width, while that due to the broad peaks corresponding to the Hubbard-like bands around $\epsilon_f = -U/2$ and $\epsilon_f + U = U/2$ increases (not shown). We note that, as the self-energy $\Sigma_m(z)$ is independent of \mathbf{k} in the DMFT, $\rho^f(0)$ at $T = 0$ is unchanged by U and has a finite value (see also Fig. 1) resulting in a metallic behavior at low temperature as mentioned in Sec. II B.

One of the most remarkable features of the Kondo semiconductor is that the gap structure largely depends on temperature in contrast to the case with the ordinary semiconductor. In Fig. 2(b), we plot the renormalized f -DOS $\rho^f(\epsilon)$ near the Fermi level $\epsilon = 0$ for several values of T at $U = 1.8$. At low temperature, we observe a clear pseudogap structure with the renormalized characteristic energies $\tilde{\Delta}_1$ and $\tilde{\Delta}_2$. With increasing T , the pseudogap structure is found to be smeared, and then finally disappears at high temperature above the so-called coherence temperature T_0 , where the T dependence of $\rho^f(\epsilon)$ is mainly caused by the evolution of the imaginary part of the self-energy $\text{Im}\Sigma(\epsilon)$ that becomes large for $T \gtrsim T_0$ as explicitly shown in Sec. III C. Such T dependence of $\rho^f(\epsilon)$ has been observed in the tunneling¹⁶ and photoemission^{23,24} spectroscopies for the Kondo semiconductors.

To see the renormalized characteristic energies $\tilde{\Delta}_1$ and

$\tilde{\Delta}_2$ more explicitly, we plot the energy derivative of the f -DOS $d\rho^f(\epsilon)/d\epsilon$ for several values of U at $T = 0.001$ as shown in Fig. 3. The two significant peaks of $d\rho^f(\epsilon)/d\epsilon$ corresponding to $\tilde{\Delta}_1/2$ and $\tilde{\Delta}_2/2$ are clearly observed and found to decrease with increasing U . In Fig. 4, the U dependence of $\tilde{\Delta}_1$ and $\tilde{\Delta}_2$ are plotted together with the renormalization factor Z calculated from the real part of the self-energy as $Z \equiv Z_m = \left(1 - \frac{d}{d\epsilon} \text{Re}\Sigma_m(\epsilon)\right)\Big|_{\epsilon=0}^{-1}$.

When U increases, $\tilde{\Delta}_1$ and $\tilde{\Delta}_2$ decrease with decreasing Z resulting in the highly reduced pseudogap.

As mentioned in Sec. II B, the pseudogap energies Δ_1 and Δ_2 are given by the band energies with $\hat{k}_z = 0$ and $\hat{k}_z = \pm\sqrt{7/15}$, respectively. Then, $\tilde{\Delta}_1$ and $\tilde{\Delta}_2$ are expected to be given by the corresponding energies of the renormalized quasiparticle bands whose widths are reduced by the renormalization factor Z . In fact, $\tilde{\Delta}_1$ and $\tilde{\Delta}_2$ are found to be in good agreement with $\Delta_1 Z$ and $\Delta_2 Z$, respectively, and are highly reduced in proportion to $Z \ll 1$ for large U as shown in Fig. 4. The highly reduced pseudogap observed for large U is accompanied by the heavy fermions with the large mass enhancement factor $m^*/m = Z^{-1} \gg 1$ resulting in the heavy-fermion semiconductor with the nodal gap structure.

B. Magnetic and charge susceptibilities

In Fig. 5, we show the uniform and the local components of the magnetic susceptibilities for f electrons χ_m^{uni} and χ_m^{loc} as functions of T for $U = 0, 1$ and 1.5 , where χ_m^{uni} is calculated from the magnetization $M = \langle n_+^f \rangle - \langle n_-^f \rangle$ in the presence of a small external magnetic field $H = 0.01$ as $\chi_m^{\text{uni}} = M/H$ and χ_m^{loc} is calculated from the eigenvalues and the eigenvectors in the effective impurity model for $H = 0$ using the standard linear-response formulation. We can see both of the magnetic susceptibilities agree well with each other in the case with the present model where the specific nesting vector responsible for the strong \mathbf{k} -dependence of the magnetic susceptibility is absent.

For $U = 0$, χ_m^{uni} (together with χ_m^{loc}) shows a maximum at a certain temperature T_{max} which roughly corresponds to $\Delta_1/2$ and is described by the Pauli paramagnetism with the pseudogap structure of the f -DOS (see Fig. 1). As shown in Fig. 5, χ_m^{uni} (χ_m^{loc}) is enhanced for $U = 1$ and $U = 1.5$ due to the correlation effect resulting in an enhanced Pauli paramagnetism at low temperature below the coherence temperature T_0 , where the pseudogap structure of the renormalized f -DOS is observed [see Fig. 2(b)], and then, χ_m^{uni} (χ_m^{loc}) shows a maximum at $T_{\text{max}} \sim \tilde{\Delta}_1/2$ due to the pseudogap structure. On the other hand, at high temperature $T \gtrsim T_0$, χ_m^{uni} (χ_m^{loc}) exhibits a Curie-law behavior $\chi_m^{\text{uni}} \sim \chi_m^{\text{loc}} \sim 1/T$ where the f electron is considered to be almost localized and then the pseudogap structure in the renormalized f -DOS is found to disappear as shown in Fig. 2(b).

To see the correlation effect due to U systematically,

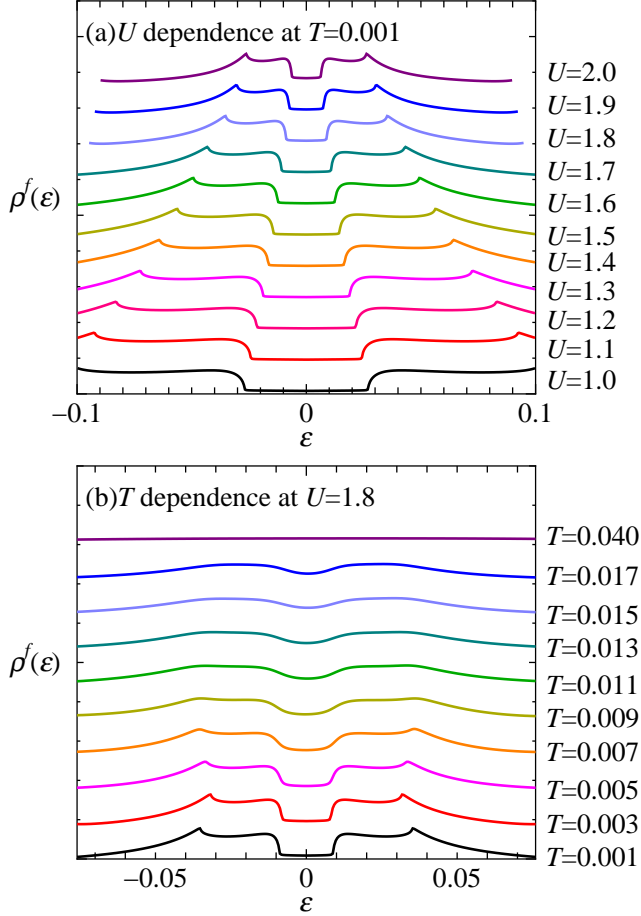


FIG. 2. (Color online) The renormalized f -DOS $\rho^f(\epsilon)$ near the Fermi level $\epsilon = 0$ for several values of U at $T = 0.001$ (a) and for several values of T at $U = 1.8$.

we plot the T dependence of χ_m^{loc} for several values of U in Fig. 6. When U increases, χ_m^{loc} increases to show the enhanced Pauli paramagnetism at low temperature $T \lesssim T_0$ together with the Curie-law behavior at high temperature $T \gtrsim T_0$, where Δ_1 decreases with increasing U as shown in Fig. 4. In Fig. 6, we also plot the T dependence of the local charge susceptibility for f electrons χ_c^{loc} , which is also calculated from the eigenvalues and the eigenvectors in the effective impurity model using the standard linear-response formulation. χ_c^{loc} monotonically decreases with increasing U and is largely suppressed for large U corresponding to the Kondo regime.

C. Quasiparticle lifetime

The quasiparticle lifetime τ is known to be related to the imaginary part of the self-energy as $1/2\tau = -\text{Im}\Sigma(i0_+)$. To obtain $\text{Im}\Sigma(i0_+)$, we perform the analytic continuation of the self-energy $\Sigma_m(z)$ from the imaginary frequency to the real frequency by using the Padé approximation as mentioned in Sec. III A. It is found

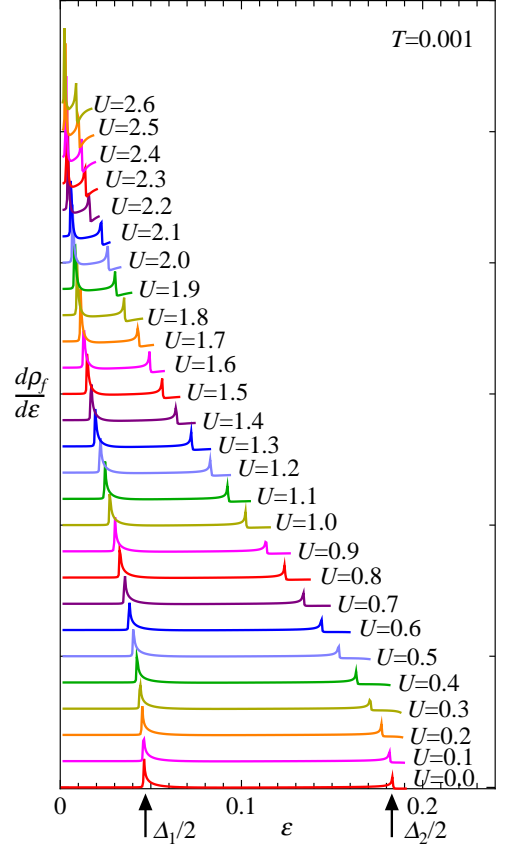


FIG. 3. (Color online) The energy derivative of f -DOS $d\rho^f(\epsilon)/d\epsilon$ for several values of U .

that $-\text{Im}\Sigma(i0_+)$ obeys the T^2 dependence at low temperature below the coherence temperature T_0 and is well reproduced by a fitting function $c_0 + c(T/T_0)^2$, where c_0 the value at $T = 0$ expected to be zero in the Fermi liquid theory and c is the value at $T = T_0$.

In the present numerical calculation, c_0 is small ($c_0 \ll c$) but finite due to the effect of finite size N_s , and is found to decrease with increasing N_s as approaching $c_0 \rightarrow 0$ for $N_s \rightarrow \infty$. Then, the inverse lifetime is estimated as $1/2\tau = -\text{Im}\Sigma(i0_+) - c_0$ and is plotted as a function of T^2 for several values of U in Fig. 7. We can see that $1/2\tau$ thus obtained is in good agreement with the fitting function $1/2\tau = c(T/T_0)^2$ (dotted lines), where we set $c = 0.04$ above which $1/2\tau$ is found to deviate from the T^2 dependence and we determine T_0 so as to fit $1/2\tau$ to the fitting function as possible for each U . When U increases, the coherence temperature T_0 decreases in proportion to Z as explicitly shown in the next section.

D. Characteristic temperatures

In Fig. 8, we plot the characteristic temperatures, T_{max} obtained in Sec. III B and T_0 obtained in Sec. III C, as functions of U together with the characteristic ener-

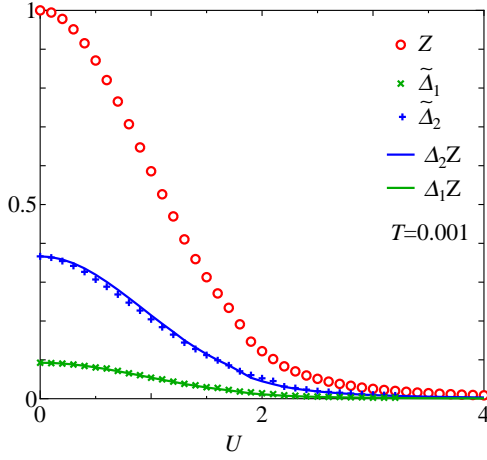


FIG. 4. (Color online) U -dependence of the characteristic energies of the renormalized pseudogap $\tilde{\Delta}_1$ and $\tilde{\Delta}_2$ and the renormalization factor Z together with $\Delta_1 Z$ and $\Delta_2 Z$, where Δ_1 and Δ_2 are the bare characteristic energies of the pseudogap.

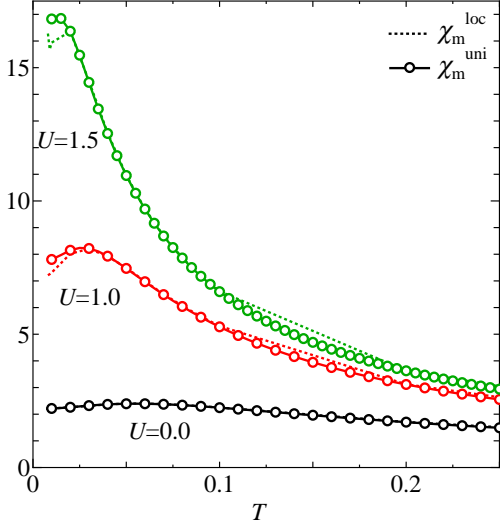


FIG. 5. (Color online) T dependence of the uniform and the local components of the magnetic susceptibilities for f electrons χ_m^{uni} and χ_m^{loc} for $U = 0$ and $U = 1$.

gies of the renormalized pseudogap $\tilde{\Delta}_1$ and $\tilde{\Delta}_2$ obtained in Sec. III A. We can see that T_0 monotonically decreases with increasing U and is roughly proportional to Z for large U , where $T_0 \sim \tilde{\Delta}_1 \sim \Delta_1 Z$ (see also Fig. 4). Then, the T^2 coefficient of the inverse lifetime $A = c/T_0^2$ is proportional to $Z^{-2} = (m^*/m)^2$ for large U as expected from the Fermi liquid theory. We note that, for small U , the inverse lifetime, i. e., the imaginary part of the self-energy, can be obtained from the second-order perturbation with respect to U and is proportional to U^2 , and then $T_0 \propto U^{-1}$ as observed in Fig. 8.

At low temperature $T \lesssim T_0$, the imaginary part of the self-energy is sufficiently small to obtain the well defined quasiparticles, which yield the pseudogap structure of the

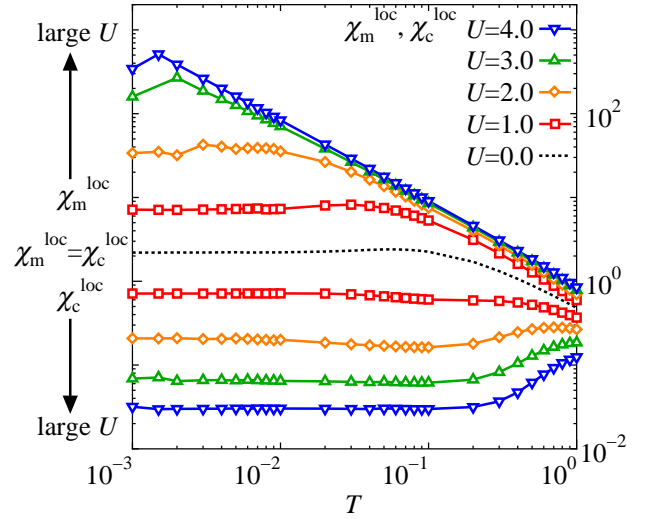


FIG. 6. (Color online) T dependence of the local magnetic and charge susceptibilities $\chi_m^{\text{loc}}(T)$ and $\chi_c^{\text{loc}}(T)$, respectively, for several values of U .

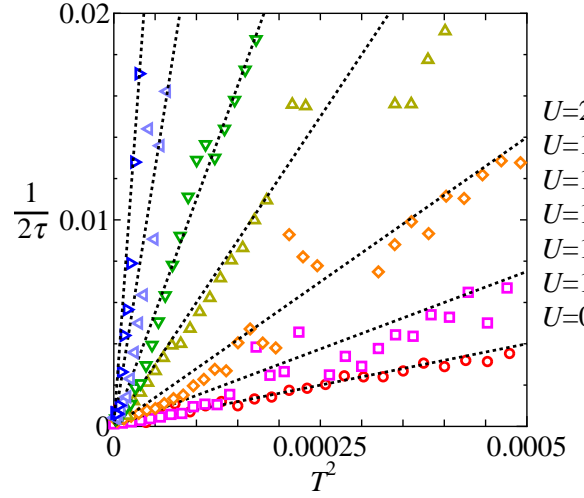


FIG. 7. (Color online) T^2 -dependence of the inverse lifetime for several values of U . The dotted lines represent the fitting functions $1/2\tau = c(T/T_0)^2$ (dotted lines) with $c = 0.04$ and the coherence temperature T_0 which depends on U .

renormalized f -DOS as shown in Fig. 2 (b). Therefore the T dependence of the physical quantities such as χ_m is well described by the quasiparticle band for $T \lesssim T_0$, where χ_m shows a maximum at $T_{\text{max}} \sim \tilde{\Delta}_1/2$, which is smaller than T_0 , due to the pseudogap structure of the renormalized f -DOS as shown in Fig. 5. When U increases, $T_{\text{max}} \sim \tilde{\Delta}_1/2$ decreases in proportion to Z as $\tilde{\Delta}_1 \sim \Delta_1 Z$ (see Fig. 4).

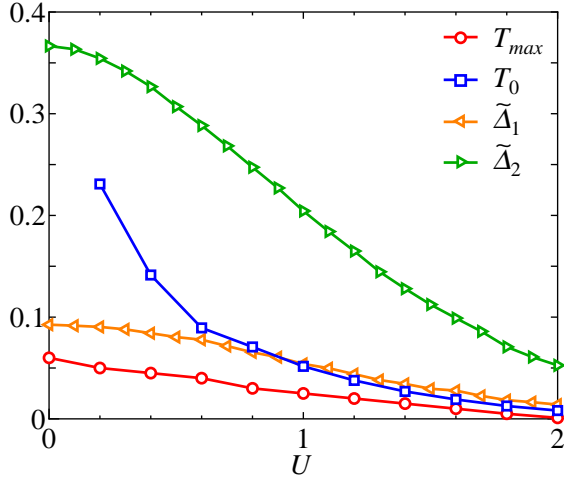


FIG. 8. (Color online) U dependence of the characteristic temperatures T_{\max} and T_0 together with the characteristic energies of the renormalized pseudogap $\tilde{\Delta}_1$ and $\tilde{\Delta}_2$.

IV. RESULTS FOR $H \neq 0$

In this section, we examine the effect of the external magnetic field H especially focused on the metamagnetic behavior. Due to the particle-hole symmetry with $\epsilon_f = -U/2$, the self-energy $\Sigma_m(z)$ is independent of m even for $H \neq 0$, and then, $Z_+ = Z_- \equiv Z$.

A. Magnetization and differential susceptibility

Figure. 9 shows the H dependence of the magnetization $M = \langle n_+^f \rangle - \langle n_-^f \rangle$ and that of the differential susceptibility dM/dH for several values of U and T . At low temperature, two metamagnetic anomalies in M are observed at critical magnetic fields $H = H_1$ and H_2 as shown in Figs. 9(a)–(c), and the corresponding two sharp peaks in dM/dH are observed at $H = H_1$ and H_2 as shown in Figs. 9(d)–(f). We find that the critical magnetic fields H_1 and H_2 are given by the following relations: $H_1 = \tilde{\Delta}_1(H_1)/2$ and $H_2 = \tilde{\Delta}_2(H_2)/2$, respectively, where $\tilde{\Delta}_1(H)$ and $\tilde{\Delta}_2(H)$ are the renormalized pseudogap energies whose values for $H = 0$ are shown in Fig. 4 and largely depend on the external magnetic field H as explicitly shown in the next section.

When U increases, $\tilde{\Delta}_1(H)$ and $\tilde{\Delta}_2(H)$ decrease for a given value of H as explicitly shown in Fig. 4 for $H = 0$. Therefore H_1 and H_2 decrease with increasing U as shown in Figs. 9(d)–(f). When T increases, the two metamagnetic peaks in dM/dH clearly observed at $T \lesssim T_{\max}$ are smeared, and then, merge into a broad peak at $T_{\max} \lesssim T \lesssim T_0$, where T_{\max} and T_0 are shown in Fig. 8. The metamagnetic behavior finally disappears to show the monotonic M - H curve similar to the case with the localized spins at high temperature $T \gtrsim T_0$, where the pseudogap structure disappears as shown in Fig. 2(b)

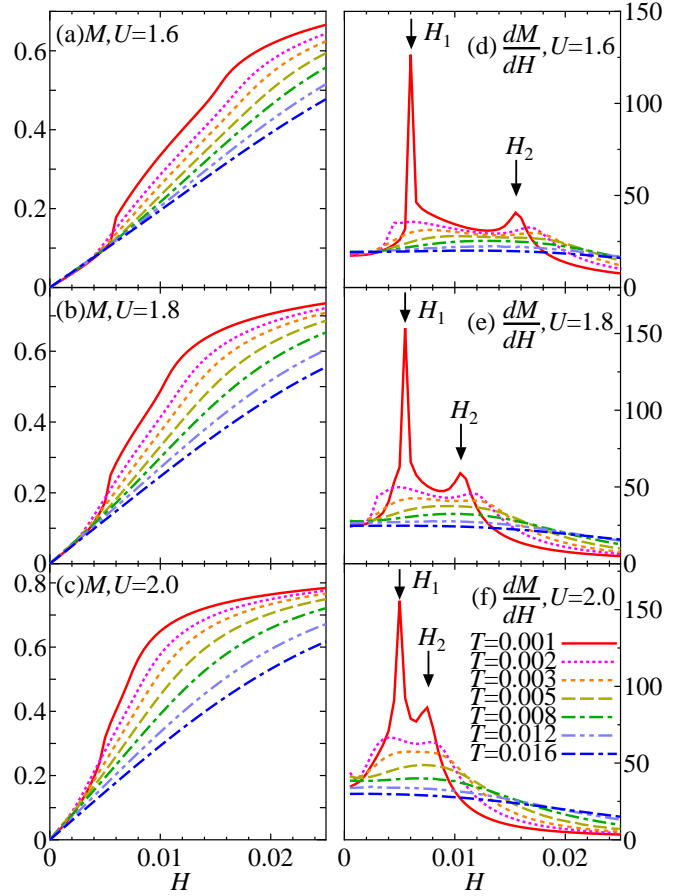


FIG. 9. (Color online) H dependence of the magnetization M at $U = 1.6$ (a), $U = 1.8$ (b), and $U = 2.0$ (c) and that of the differential susceptibility dM/dH at $U = 1.6$ (d), $U = 1.8$ (e), and $U = 2.0$ (f) for several values of T .

and the magnetic susceptibility shows the Curie-law behavior as shown in Fig. 6.

B. Inverse renormalization factor

As mentioned in the previous subsection, the renormalized pseudogap energies $\tilde{\Delta}_1(H)$ and $\tilde{\Delta}_2(H)$ largely depend on the external magnetic field H at low temperature. This is mainly caused by the H dependence of the renormalization factor $Z(H)$ as $\tilde{\Delta}_1(H) \approx Z(H)\Delta_1$ and $\tilde{\Delta}_2(H) \approx Z(H)\Delta_2$. In Fig. 10, we plot the H dependence of the inverse renormalization factor Z^{-1} for several values of U and T . At low temperature, Z^{-1} increases with increasing H for $H \lesssim H_1$, where it shows an abrupt increase at $H = H_1$, and shows a peak for $H_1 \lesssim H \lesssim H_2$, and then decreases for $H \gtrsim H_2$, where it shows a kink at $H = H_2$. This H dependence is caused by the pseudogap structure of the renormalized f -DOS $\rho^f(\epsilon)$ at low temperature (see Fig. 2 for $H = 0$), where the f -DOS at the chemical potential $\rho^f(0)$ is small due to the pseu-

dogap for $H \lesssim H_1$, while it shows an abrupt increase at $H \sim H_1$ and becomes large for $H_1 \lesssim H \lesssim H_2$, and then gradually decreases with increasing H for $H \gtrsim H_2$. Therefore the correlation effect between the f electrons is enhanced due to H especially for $H_1 \lesssim H \lesssim H_2$ resulting in the enhancement of $m^*/m = Z^{-1}$. Then, we observe a remarkable field induced heavy-fermion state for $H_1 \lesssim H \lesssim H_2$.

When T increases, Z^{-1} decreases for $H_1 \lesssim H \lesssim H_2$, while it increases for $H \lesssim H_1$ and $H \gtrsim H_2$. Therefore, the peak structure of Z^{-1} with pronounced anomalies at H_1 and H_2 clearly observed at low temperature $T \lesssim T_{\max}$ is smeared to show a broad peak around $H_1 \lesssim H \lesssim H_2$ at $T_{\max} \lesssim T \lesssim T_0$, and then finally disappears to show the monotonically decreasing function of H at high temperature $T \gtrsim T_0$, as similar to the case with dM/dH [see Figs. 9(d)–(f)].

Finally, we plot the differential susceptibility dM/dH and the inverse renormalization factor Z^{-1} as functions of H for various U at a low temperature $T = 0.001$ in Figs. 11(a) and 11(b). At $H = H_1$, dM/dH shows a sharp peak and Z^{-1} shows an abrupt increase, while, at $H = H_2$, dM/dH shows a cusp and Z^{-1} shows a kink. For $H_1 \lesssim H \lesssim H_2$, both of dM/dH and Z^{-1} are largely enhanced as compared to those values for $H = 0$. Thus, we find that the pseudogap structure due to the point nodes of the hybridization gap in the PAM is responsible for the remarkable field induced heavy-fermion state accompanied by the metamagnetism.

V. SUMMARY AND DISCUSSIONS

In summary, we have investigated the PAM with the \mathbf{k} -dependent c - f mixing that reproduces the point nodes of the hybridization gap simulating the pseudogap structure of the anisotropic Kondo semiconductors by using the DMFT+ED method. The physical quantities have been calculated systematically over the entire range of the parameters: T , U , and H . What we have found are as follows: (1) at low temperature below the coherence temperature T_0 , the imaginary part of the self-energy is proportional to T^2 , where the pseudogap with two characteristic energies $\tilde{\Delta}_1$ and $\tilde{\Delta}_2$ is observed. The magnetic susceptibility shows the enhanced Pauli paramagnetic behavior with a maximum at $T_{\max} (< T_0)$ due to the effect of the pseudogap. When U increases, $\tilde{\Delta}_1$, $\tilde{\Delta}_2$, T_0 and T_{\max} decrease in proportion to the renormalization factor Z resulting in a heavy-fermion semiconductor with a large mass enhancement $m^*/m = Z^{-1}$ for large U . (2) In the presence of the external magnetic field H at low temperature $T \lesssim T_0$, the magnetization M shows two metamagnetic anomalies H_1 and H_2 corresponding to $\tilde{\Delta}_1$ and $\tilde{\Delta}_2$ that are reduced due to the effect of H together with Z . Remarkably, Z^{-1} is largely enhanced due to H especially for $H_1 \lesssim H \lesssim H_2$, where the field induced heavy-fermion state is realized. (3) When T increases, the pseudogap together with the metamagnetic

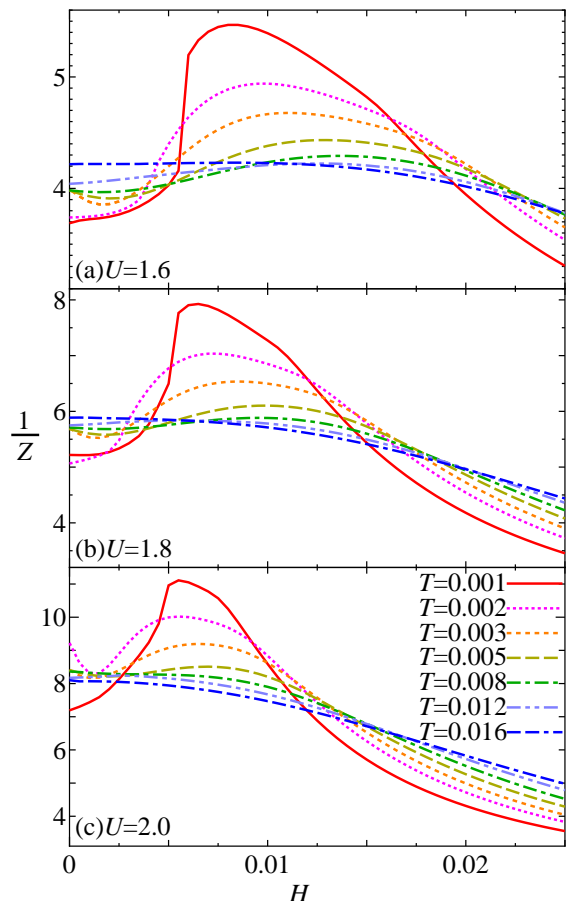


FIG. 10. (Color online) H dependence of the inverse renormalization factor Z^{-1} for several values of T at $U = 1.6$ (a), $U = 1.8$ (b) and $U = 2.0$ (c).

anomalies is smeared due to the evolution of the imaginary self-energy and finally disappears at high temperature $T \gtrsim T_0$, where the magnetic susceptibility shows the Curie-law behavior.

The present DMFT results are consistent with the previous results from the Gutzwiller approximation¹⁵ and the slave-boson mean-field theory⁴⁹ at low temperature $T \ll T_0$ where the renormalized pseudogap is clearly observed. On the other hand, with increasing T , the deviation between the present and the previous results increases appreciably due to the evolution of the imaginary self-energy resulting in the smearing of the pseudogap, and then, the discrepancy becomes significant at high temperature $T \gtrsim T_0$, where the pseudogap disappears in the present study in contrast to the previous studies with the rigid pseudogap structure.

In the previous DMFT studies, the PAM has been extensively investigated in the case with the \mathbf{k} -independent c - f mixing,^{45–47} where the fully opened hybridization gap Δ is found to be highly reduced to a renormalized value $\tilde{\Delta} \approx Z\Delta$ due to the strong correlation effect. At the half-filling with $H = 0$, the Fermi level sits in the renormalized hybridization gap resulting in the insulating ground

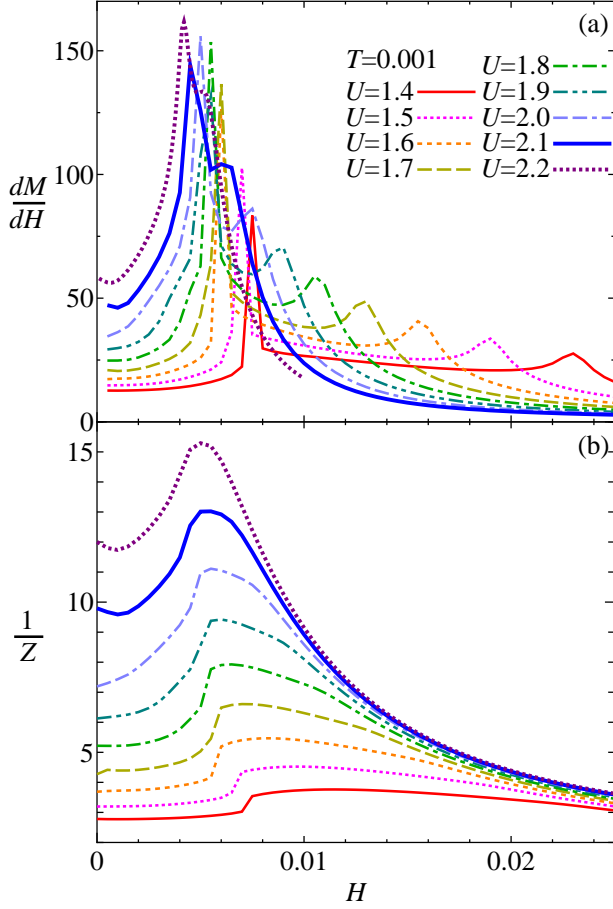


FIG. 11. (Color online) H dependence of the differential susceptibility dM/dH (a) and inverse renormalization factor Z^{-1} (b) for several values of U at $T = 0.001$.

state, i.e., the isotropic Kondo semiconductor. When H increases, the DOS is split due to the Zeeman splitting, and then, the Fermi level enters the upper (lower) hybridized band of the majority (minority) spin above a critical magnetic field $H_c \sim \tilde{\Delta}/2$ at which the field induced insulator-metal transition takes place.⁴⁶ Correspondingly, Z^{-1} is found to be almost independent of H below H_c , while Z^{-1} shows a discontinuous increase at $H = H_c$,⁴⁶ where the DOS at the Fermi level changes from zero to a finite value and then the correlation effect is enhanced. For $H > H_c$, Z^{-1} monotonically decreases with increasing H as the Kondo effect due to the local spin fluctuation is suppressed by the magnetic field. At finite temperature, the discontinuous increase in Z^{-1} observed at $T = 0$ changes into a broad peak around H_c due to the thermal broadening effect.⁴⁷

In the present PAM with the \mathbf{k} -dependent c - f mixing reproducing the anisotropic Kondo semiconductor, the Fermi level sits in the dip of the DOS at the half-filling instead of in the fully opened hybridization gap with the \mathbf{k} -independent c - f mixing. Therefore the DOS at the Fermi level is finite even for $H = 0$ and increases with increasing

H toward H_1 . Correspondingly, the mass enhancement factor Z^{-1} gradually increases with increasing H toward H_1 , where the correlation effect is enhanced due to the large DOS at the Fermi level. This is the origin of the field induced heavy-fermion state in the present model. For $H \gg H_1$, Z^{-1} gradually decreases with increasing H as the Kondo effect is suppressed by the magnetic field. We note that, in the present study, we concentrate only on the particle-hole symmetric case, where Z_m is independent of m : $Z_+ = Z_- \equiv Z$, even for finite H . In the case without the particle-hole symmetry, the m dependence of Z_m for finite H is considered to be significant. In fact, such m dependence of Z_m was obtained in our previous DMFT study for the PAM away from the half-filling reproducing the heavy-fermion metamagnetism.⁵²

Finally, we compare our theoretical results with the experimental results in the anisotropic Kondo semiconductors such as CeNiSn. At low temperature $T \lesssim T_0$, the pseudogap structure due to the \mathbf{k} -dependent c - f mixing well describe the characteristic T dependence of the physical quantities observed in CeNiSn as previously obtained by Ikeda and Miyake.¹⁵ In addition, the present results account for the T dependence also at high temperature $T \gtrsim T_0$, e.g., the Curie law behavior of the magnetic susceptibility. Most significantly, the T dependence of the f -DOS in the present results is consistent with the experimental results from the tunneling¹⁶ and photoemission^{23,24} spectroscopies, where the pseudogap structure is clearly observed at low temperature, while it disappears at high temperature. The metamagnetic anomalies at H_1 and H_2 are also consistent with the experimental observations.^{20–22} More recently, the high magnetic field measurements exceeding 50 T (see Ref. 22) have revealed that the existence of a third metamagnetic anomaly at $H_3 (> H_2)$ which has not been obtained in the present study. To discuss the anomaly at H_3 , the effect of the excited CEF levels, which are not included in the present study, is considered to be important. Therefore, we need further investigations to describe the T and H dependencies of the Kondo semiconductors by using more realistic models including the excited CEF levels together with the realistic band structure.

ACKNOWLEDGMENTS

This work was partially supported by the Grant-in-Aid for Scientific Research from the Ministry of Education, Culture, Sports, Science and Technology of Japan. T. Y. is a research fellow of the Japan Society for the Promotion of Science.

Appendix A: \mathbf{k} -dependent c - f mixing matrix

In this appendix, we note the general expressions of the \mathbf{k} -dependent c - f mixing term.^{15,48,50,51} Here c electron state is a direct product of the plane wave state and the

spin state $\chi_\sigma(\xi)$ as

$$\psi_{\mathbf{k}\sigma}(\mathbf{r}, \xi) = \langle \mathbf{r} | \xi | \mathbf{k}\sigma \rangle = \frac{1}{\sqrt{N}} e^{i\mathbf{k} \cdot \mathbf{r}} \chi_\sigma(\xi). \quad (\text{A1})$$

The plane wave expansion around a position vector \mathbf{r} is given by

$$e^{i\mathbf{k} \cdot \mathbf{r}} = 4\pi \sum_{pq} i^p j_p(kr) Y_{pq}^*(\theta_{\mathbf{k}}, \phi_{\mathbf{k}}) Y_{pq}(\theta, \phi), \quad (\text{A2})$$

where $j_p(kr)$ is a spherical Bessel function and $Y_{pq}(\theta, \phi)$ is a spherical harmonics with the argument of the solid angle $\Omega_{\mathbf{r}}$ of the vector \mathbf{r} or $\Omega_{\mathbf{k}}$ of the wave vector \mathbf{k} . Therefore, the c electron wave function is described by

$$\begin{aligned} \psi_{\mathbf{k}\sigma}(\mathbf{r}, \xi) &= \frac{4\pi}{\sqrt{N}} e^{i\mathbf{k} \cdot \mathbf{R}_i} \\ &\times \sum_{pq} i^p j_p(kr_i) Y_{pq}^*(\Omega_{\mathbf{k}}) Y_{pq}(\Omega_{\mathbf{r}_i}) \chi_\sigma(\xi), \end{aligned} \quad (\text{A3})$$

where \mathbf{r}_i is a vector from a site \mathbf{R}_i , $\mathbf{r}_i = \mathbf{r} - \mathbf{R}_i$.

The f electron states are characterized by the localized atomic orbital around a site \mathbf{R}_i . The LS coupling in the Ce compounds splits the 14-folded wave functions to the excited $J = 7/2$ octet and the ground $J = 5/2$ sextet. In Ce compounds, the sextet in $J = 5/2$ are usually split into three Kramers doublets by CEF. Each Kramers doublet $|\mu\rangle$ is expanded with a linear combination of J multiplets as below

$$\begin{aligned} \psi_\mu(\mathbf{r}, \xi) &= \langle \mathbf{r} | \xi | \mu \rangle = \sum_{M=-J}^J \langle \mathbf{r} | \xi | JM \rangle \langle JM | \mu \rangle, \\ &= \sum_{Mq\sigma} b_{\mu M} a_{Mq\sigma} R_{np}(r) Y_{pq}(\theta, \phi) \chi_\sigma(\xi), \end{aligned}$$

where $R_{np}(r)$ is the radial function with quantum number (n, p) and $a_{Mq\sigma} = \langle npq\sigma | JM \rangle$ is the Clebsch-Gordan coefficient and $b_{\mu M} = \langle JM | \mu \rangle$ is a coefficient with the linear combination of some of $|JM\rangle$. Consequently, f electron wave function around a site \mathbf{R}_i is described by

$$\psi_\mu(\mathbf{r}_i, \xi) = \sum_{Mq\sigma} b_{\mu M} a_{Mq\sigma} R_{np}(r_i) Y_{pq}(\Omega_{\mathbf{r}_i}) \chi_\sigma(\xi),$$

where $a_{Mq\sigma} = -\sigma \sqrt{\frac{7/2-\sigma M}{7}} \delta_{qM-\frac{\sigma}{2}}$ for the $J = 5/2$ sextet. By using the above wave functions, c - f mixing between the states $|\mathbf{k}\sigma\rangle$ and $|\mu\rangle$ can be directly calculated as below,

$$V_{\mathbf{k}\mu\sigma}^i = \langle \mathbf{k}\sigma | v | \mu \rangle = \frac{1}{\sqrt{N}} e^{-i\mathbf{k} \cdot \mathbf{R}_i} V_{\mathbf{k}\mu\sigma}, \quad (\text{A4})$$

where $V_{\mathbf{k}\mu\sigma}$ by

$$V_{\mathbf{k}\mu\sigma} = \sqrt{4\pi} V_{knp} \sum_{Mq} b_{\mu M} a_{Mq\sigma} Y_{pq}(\Omega_{\mathbf{k}}), \quad (\text{A5})$$

$$V_{knp} = \sqrt{4\pi} (-i)^p \int dr_i r_i^2 j_p(kr_i) v(r_i) R_{np}(r_i), \quad (\text{A6})$$

where the mixing strength $V_{knp} = V_{cf}$ is a treated as a parameter of our model. Thus, the c - f mixing Hamiltonian between the states $|\mathbf{k}\sigma\rangle$ and $|\mu\rangle$ H_{cf} is written by

$$H_{cf} = \sum_{\mathbf{k}\mu\sigma} \left(V_{\mathbf{k}\mu\sigma} c_{\mathbf{k}\sigma}^\dagger f_{\mathbf{k}\mu} + \text{H.c.} \right). \quad (\text{A7})$$

In general, the $J = 5/2$ sextets are split into three Kramers doublets except for the Γ_8 state in the cubic CEF. When we consider the only lowest Kramers doublets denoted by the pseudo spin states $\mu = \pm$, the c - f mixing matrix $\hat{V}_{\mathbf{k}}$ with their elements $V_{\mathbf{k}\mu\sigma}$ scaled by V_{cf} is a 2×2 matrix, which is written by

$$\hat{V}_{\mathbf{k}} = \frac{1}{V_{cf}} \begin{pmatrix} V_{\mathbf{k}+\uparrow} & V_{\mathbf{k}+\downarrow} \\ V_{\mathbf{k}-\uparrow} & V_{\mathbf{k}-\downarrow} \end{pmatrix}. \quad (\text{A8})$$

For example, when $\mu = \pm 5/2$,

$$\hat{V}_{\mathbf{k}} = \begin{pmatrix} -\sqrt{\frac{4\pi}{7}} Y_{32}(\Omega_{\mathbf{k}}) & \sqrt{\frac{24\pi}{7}} Y_{33}(\Omega_{\mathbf{k}}) \\ -\sqrt{\frac{24\pi}{7}} Y_{3-3}(\Omega_{\mathbf{k}}) & \sqrt{\frac{4\pi}{7}} Y_{3-2}(\Omega_{\mathbf{k}}) \end{pmatrix}, \quad (\text{A9})$$

and when $\mu = \pm 3/2$,

$$\hat{V}_{\mathbf{k}} = \begin{pmatrix} -\sqrt{\frac{8\pi}{7}} Y_{31}(\Omega_{\mathbf{k}}) & \sqrt{\frac{20\pi}{7}} Y_{32}(\Omega_{\mathbf{k}}) \\ -\sqrt{\frac{20\pi}{7}} Y_{3-2}(\Omega_{\mathbf{k}}) & \sqrt{\frac{8\pi}{7}} Y_{3-1}(\Omega_{\mathbf{k}}) \end{pmatrix}, \quad (\text{A10})$$

and when $\mu = \pm 1/2$,

$$\hat{V}_{\mathbf{k}} = \begin{pmatrix} -\sqrt{\frac{12\pi}{7}} Y_{31}(\Omega_{\mathbf{k}}) & \sqrt{\frac{16\pi}{7}} Y_{30}(\Omega_{\mathbf{k}}) \\ -\sqrt{\frac{16\pi}{7}} Y_{30}(\Omega_{\mathbf{k}}) & \sqrt{\frac{12\pi}{7}} Y_{3-1}(\Omega_{\mathbf{k}}) \end{pmatrix}. \quad (\text{A11})$$

The important quantity for the \mathbf{k} -dependent c - f mixing is $I_{\mathbf{k}}$ as mentioned in the Sec. II B, and these are written by

$$\mu = \pm 5/2 \quad I_{\mathbf{k}} = \frac{15}{8} V_{cf}^2 (1 - \hat{k}_z^2)^2, \quad (\text{A12})$$

$$\mu = \pm 3/2 \quad I_{\mathbf{k}} = \frac{3}{8} V_{cf}^2 (1 - \hat{k}_z^2) (1 + 15\hat{k}_z^2), \quad (\text{A13})$$

$$\mu = \pm 1/2 \quad I_{\mathbf{k}} = \frac{3}{4} V_{cf}^2 (1 - 2\hat{k}_z^2 + 5\hat{k}_z^4). \quad (\text{A14})$$

* takemi@phys.sc.niigata-u.ac.jp

¹ A. C. Hewson, *The Kondo Problem to Heavy Fermions*

(Cambridge University Press, 1993).

² J. W. Allen, B. Batlogg, and P. Wachter, Phys. Rev. B,

- 20**, 4807 (1979).
- ³ M. Kasaya, F. Iga, K. Negishi, S. Nakai, and T. Kasuya, *J. Magn. Magn. Mater.*, **31-34**, 437 (1983).
 - ⁴ M. F. Hundley, P. C. Canfield, J. D. Thompson, Z. Fisk, and J. M. Lawrence, *Phys. Rev. B*, **42**, 6842 (1990).
 - ⁵ T. Takabatake, F. Teshima, H. Fujii, S. Nishigori, T. Suzuki, T. Fujita, Y. Yamaguchi, J. Sakurai, and D. Jaccard, *Phys. Rev. B*, **41**, 9607 (1990).
 - ⁶ T. Takabatake, M. Nagasawa, H. Fujii, G. Kido, M. No-hara, S. Nishigori, T. Suzuki, T. Fujita, R. Helfrich, U. Ahlheim, K. Fraas, C. Geibel, and F. Steglich, *Phys. Rev. B*, **45**, 5740 (1992).
 - ⁷ G. Nakamoto, T. Takabatake, H. Fujii, A. Minami, K. Maezawa, I. Oguro, and A. A. Menovsky, *J. Phys. Soc. Jpn.*, **64**, 4834 (1995).
 - ⁸ S. K. Malik and D. T. Adroja, *Phys. Rev. B*, **43**, 6277 (1991).
 - ⁹ T. Sasakawa, T. Suemitsu, T. Takabatake, Y. Bando, K. Umeo, M. H. Jung, M. Sera, T. Suzuki, T. Fujita, M. Nakazima, K. Iwasa, M. Kohgi, C. Paul, S. Berger, and E. Bauer, *Phys. Rev. B*, **66**, 041103 (2002).
 - ¹⁰ M. Kyogaku, Y. Kitaoka, H. Nakamura, K. Asayama, T. Takabatake, F. Teshima, and H. Fujii, *J. Phys. Soc. Jpn.*, **59**, 1728 (1990).
 - ¹¹ K. Nakamura, Y. Kitaoka, K. Asayama, T. Takabatake, H. Tanaka, and H. Fujii, *J. Phys. Soc. Jpn.*, **63**, 433 (1994).
 - ¹² T. Ohama, H. Yasuoka, and Y. Isikawa, *J. Phys. Soc. Jpn.*, **64**, 4566 (1995).
 - ¹³ S. Nishigori, H. Goshima, T. Suzuki, T. Fujita, G. Nakamoto, H. Tanaka, T. Takabatake, and H. Fujii, *J. Phys. Soc. Jpn.*, **65**, 2614 (1996).
 - ¹⁴ K. Izawa, T. Suzuki, M. Kitamura, T. Fujita, T. Takabatake, G. Nakamoto, H. Fujii, and K. Maezawa, *J. Phys. Soc. Jpn.*, **65**, 3119 (1996).
 - ¹⁵ H. Ikeda and K. Miyake, *J. Phys. Soc. Jpn.*, **65**, 1769 (1996).
 - ¹⁶ T. Ekino, T. Takabatake, H. Tanaka, and H. Fujii, *Phys. Rev. Lett.*, **75**, 4262 (1995).
 - ¹⁷ T. E. Mason, G. Aeppli, A. P. Ramirez, K. N. Clausen, C. Broholm, N. Stücheli, E. Bucher, and T. T. M. Palstra, *Phys. Rev. Lett.*, **69**, 490 (1992).
 - ¹⁸ H. Kadowaki, T. Sato, H. Yoshizawa, T. Ekino, T. Takabatake, H. Fujii, L. P. Regnault, and Y. Isikawa, *J. Phys. Soc. Jpn.*, **63**, 2074 (1994).
 - ¹⁹ T. Sato, H. Kadowaki, H. Yoshizawa, T. Ekino, T. Takabatake, H. Fujii, L. P. Regnault, and Y. Isikawa, *J. Phys. C*, **7**, 8009 (1995).
 - ²⁰ K. Sugiyama, M. F. K. K. and G. Nakamoto K. Kobayashi, T. Takabatake, and H. Fujii, *Physica. B*, **230-232**, 683 (1997).
 - ²¹ K. Sugiyama, K. K. and G. Nakamoto, T. Takabatake, and H. Fujii, *J. Phys. Soc. Jpn.*, **67**, 2455 (1998).
 - ²² S. Yoshii, M. Fujita, N. Takamoto, K. Kindo, Y. Echizen, and T. Takabatake, *J. Phys. Soc. Jpn.*, **74**, 2612 (2005).
 - ²³ K. Shimada, K. Kobayashi, T. Narimura, P. Baltzer, H. Namatame, M. Taniguchi, T. Suemitsu, T. Sasakawa, and T. Takabatake, *Phys. Rev. B*, **66**, 155202 (2002).
 - ²⁴ K. Shimada, M. Higashiguchi, T. Narita, M. Arita, Y. Takeda, H. Namatame, M. Taniguchi, T. Sasakawa, T. Suemitsu, and T. Takabatake, *J. Electron Spectrosc. Relat. Phenomen.*, **144**, 857 (2005).
 - ²⁵ K. Umeo, T. Igaue, H. Chyono, Y. Echizen, T. Takabatake, M. Kosaka, and Y. Uwatoko, *Phys. Rev. B*, **60**, R6957 (1999).
 - ²⁶ K. Umeo, K. Masumori, T. Sasakawa, F. Iga, T. Takabatake, Y. Ohishi, and T. Adachi, *Phys. Rev. B*, **71**, 064110 (2005).
 - ²⁷ T. Sasagawa, K. Mine, K. Shigetoh, and T. Takabatake, *J. Phys. Soc. Jpn.*, **74**, 3329 (2005).
 - ²⁸ J.-Y. So, S.-J. Oh, J.-G. Park, D. T. Adroja, K. A. McEwen, and T. Takabatake, *Phys. Rev. B*, **71**, 214441 (2005).
 - ²⁹ A. Ślebarski, M. B. Maple, R. E. Baumbach, and T. A. Sayles, *Phys. Rev. B*, **77**, 245133 (2008).
 - ³⁰ K. Yamada and K. Yoshida, *Prog. Theor. Phys.*, **76**, 621 (1986).
 - ³¹ K. Hanzawa, K. Yoshida, and K. Yamada, *Prog. Theor. Phys.*, **81**, 960 (1989).
 - ³² K. Yamada, K. Yoshida, and K. Hanzawa, *Prog. Theor. Phys.*, **108**, 141 (1992).
 - ³³ T. M. Rice and K. Ueda, *Phys. Rev. Lett.*, **55**, 995 (1985).
 - ³⁴ T. M. Rice and K. Ueda, *Phys. Rev. B*, **34**, 6420 (1986).
 - ³⁵ V. Dorin and P. Schlottmann, *Phys. Rev. B*, **46**, 10800 (1992).
 - ³⁶ P. S. Riseborough, *Phys. Rev. B*, **45**, 13984 (1992).
 - ³⁷ R. Doradziński and J. Spalek, *Phys. Rev. B*, **58**, 3293 (1998).
 - ³⁸ Y. K. C. Kim and T. Kasuya, *J. Phys. Soc. Jpn.*, **59**, 2414 (1995).
 - ³⁹ Y. Ōno, T. Matsuura, and Y. Kuroda, *Physica C*, **159**, 878 (1989).
 - ⁴⁰ Y. Ōno, T. Matsuura, and Y. Kuroda, *J. Phys. Soc. Jpn.*, **60**, 3475 (1991).
 - ⁴¹ Y. Ōno, T. Matsuura, and Y. Kuroda, *J. Phys. Soc. Jpn.*, **63**, 1406 (1994).
 - ⁴² A. Georges, G. Kotliar, W. Krauth, and M. J. Rozenberg, *Rev. Mod. Phys.*, **68**, 13 (1996).
 - ⁴³ M. Jarrell, H. Akhlaghpour, and T. Pruschke, *Phys. Rev. Lett.*, **70**, 1670 (1993).
 - ⁴⁴ M. Jarrell, *Phys. Rev. B*, **51**, 7429 (1995).
 - ⁴⁵ M. J. Rozenberg, *Phys. Rev. B*, **52**, 7369 (1995).
 - ⁴⁶ T. Saso and M. Itoh, *Phys. Rev. B*, **53**, 6877 (1996).
 - ⁴⁷ T. Ohashi, A. Koga, S. I. Suga, and N. Kawakami, *Phys. Rev. B*, **70**, 245104 (2004).
 - ⁴⁸ K. Hanzawa, K. Yamada, and K. Yoshida, *J. Phys. Soc. Jpn.*, **56**, 678 (1986).
 - ⁴⁹ J. Moreno and P. Coleman, *Phys. Rev. Lett.*, **84**, 342 (2000).
 - ⁵⁰ K. Hanzawa, *J. Phys. Soc. Jpn.*, **71**, 1481 (2002).
 - ⁵¹ M. Miyazawa and K. Yamada, *J. Phys. Soc. Jpn.*, **72**, 2033 (2003).
 - ⁵² T. Yamada and Y. Ōno, *J. Phys. Soc. Jpn. Suppl.*, **80**, 120 (2011).
 - ⁵³ We have confirmed that the obtained results are almost unchanged for $N_s = 5$ and 6 at finite temperature, and also for $N_s = 6$ and 8 at zero temperature.