

# Long-term fluctuations in globally coupled phase oscillators with general coupling: Finite size effects

Isao Nishikawa<sup>1,2</sup>, Gouhei Tanaka<sup>1,2</sup>, Takehiko Horita<sup>3</sup>, and Kazuyuki Aihara<sup>1,2</sup>

<sup>1</sup>*Department of Mathematical Informatics, Graduate School of Information Science and Technology,  
University of Tokyo, 7-3-1 Hongo, Bunkyo-ku, Tokyo 113-8656, Japan*

<sup>2</sup>*Institute of Industrial Science, University of Tokyo, Tokyo 153-8505, Japan and*

<sup>3</sup>*Department of Mathematical Sciences, Osaka Prefecture University, Sakai 599-8531, Japan*

(Dated: November 11, 2018)

We investigate the diffusion coefficient of the time integral of the Kuramoto order parameter in globally coupled nonidentical phase oscillators. This coefficient represents the deviation of the time integral of the order parameter from its mean value on the sample average. In other words, this coefficient characterizes long-term fluctuations of the order parameter. For a system of  $N$  coupled oscillators, we introduce a statistical quantity  $D$ , which denotes the product of  $N$  and the diffusion coefficient. We study the scaling law of  $D$  with respect to the system size  $N$ . In other well-known models such as the Ising model, the scaling property of  $D$  is  $D \sim O(1)$  for both coherent and incoherent regimes except for the transition point. In contrast, in the globally coupled phase oscillators, the scaling law of  $D$  is different for the coherent and incoherent regimes:  $D \sim O(1/N^a)$  with a certain constant  $a > 0$  in the coherent regime, and  $D \sim O(1)$  in the incoherent regime. We demonstrate that these scaling laws hold for several representative coupling schemes.

**PACS numbers:** 05.45.Xt, 05.50.+q, 05.40.-a, 05.60.-k

In real-world systems, large populations of coupled oscillators often experience global synchronous oscillations. To elucidate the general properties of such phenomena, considerable research has been conducted on simple models of globally coupled phase oscillators. The Kuramoto order parameter has been widely used to measure the degree of synchronization and to characterize the synchronization transition in the phase oscillator model. When the system size is infinite, fluctuations of the order parameter vanish after a transient period; the scaling law for this parameter has been well studied for a general coupling function. However, when the system is large but of finite size, the fluctuations in the order parameter do not vanish and their behavior has not been fully understood. It is not clear whether the conventional standard statistical quantities such as the variance and the correlation time of the order parameter can fully characterize its fluctuation behavior. Further, the dependence of the statistical properties of the order parameter on the coupling scheme is still not completely understood. As a step toward understanding these problems, we focus on a statistical quantity that characterizes long-term fluctuations in the order parameter. In other well-known models such as the Ising model, the scaling property of the statistical quantity with respect to the system size is the same for coherent and incoherent regimes except for the transition point. In contrast, in the globally coupled phase oscillators, the decay speed of the statistical quantity in the coherent regime is faster than that in the incoherent regime. This difference is caused by a difference in the correlations among the phases of the oscillators at different times. We show that the scaling laws hold for a large class of general coupling schemes.

## I. INTRODUCTION

Nonlinear systems are often used for modeling chemical reactions, engineering circuits, and biological populations [1]. Synchronization in such systems has attracted considerable attention in the past several decades. The phase description of the systems is one of the most effective methods to understand synchronization in interacting oscillatory systems [1, 2]. Accordingly, there have been a number of studies on the globally coupled phase oscillator model [2], which is described as follows:

$$\dot{\theta}_j = \omega_j + \frac{K}{N} \sum_{k=1}^N h(\theta_k - \theta_j), \quad (j = 1, \dots, N), \quad (1)$$

where  $\theta_j$  represents the phase of the  $j$ th oscillator,  $\omega_j$  represents the natural frequency of the  $j$ th oscillator,  $K > 0$  represents the coupling strength,  $h$  is the coupling function, and  $N$  is the number of oscillators. The oscillators are synchronized when the coupling strength is sufficiently large for the Kuramoto model where  $h(x) = \sin(x)$  [2, 3]. The synchronization transition in the phase oscillator model (1) with infinite dimension (i.e., in the thermodynamic limit  $N \rightarrow \infty$ ) has been well studied with regard to its analogy to the second-order phase transition [2–8]. In particular, one of the main areas of focus in these studies has been the behavior of the order parameter  $R(t)$  as a measure of synchrony [2], which is defined as follows:

$$R(t) \equiv \frac{1}{N} \left| \sum_{j=1}^N \exp(2\pi i \theta_j) \right|. \quad (2)$$

A synchronization transition can be characterized by a change in the order parameter from zero to a non-zero value with an increase of  $K$ . We assume that the stationary state with  $R(t) = 0$  in the incoherent (desynchronized) regime supercritically bifurcates at the critical coupling strength  $K = K_c$ , above which the oscillators are synchronized or coherent. The scaling property of the order parameter around the synchronization transition point has been intensively studied: first, Kuramoto [2] analytically investigated the phase oscillator model (1) with the sinusoidal coupling function; then, Daido [5], Crawford and Davies [6], and Chiba and Nishikawa [8] considered the phase oscillator model (1) with more general coupling functions.

However, finite size effects in the phase oscillator model (1) have not yet been fully understood. It is not clear whether the conventional standard statistical quantities such as the variance and the correlation time of the order parameter can fully reveal the characteristics of its fluctuations. Further, the dependence of the statistical properties of the order parameter on the coupling scheme is still not completely understood, because most previous studies on the finite size effects have only examined the Kuramoto model [9–13]. It is known that the scaling law of the order parameter in the infinite-size system depends on the coupling function [5, 6]. However, it is not evident how the coupling function influences the scaling law of the order parameter in a finite-size system. Although the finite size

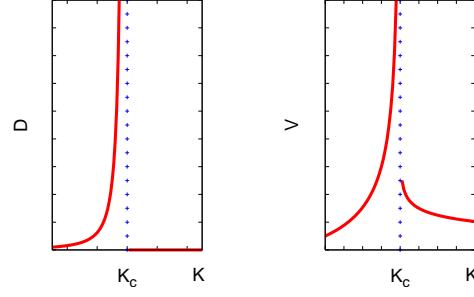


FIG. 1. Schematic view of  $D$  and  $V$  in the limit  $N \rightarrow \infty$  when the synchronization transition at  $K = K_c$  is similar to the second order phase transition.

effects in the incoherent regime were addressed in the case of general coupling [14, 15], those in the coherent regime are still unclear.

This paper investigates the finite size effects on the long-term fluctuations of the order parameter in the phase oscillator model (1) by using the diffusion coefficient of the time integral of the order parameter. This diffusion coefficient represents the deviation of the time integral of the order parameter from its mean value on the sample average. Although this statistical quantity has been used in the large deviation theory, it has not been examined in the literature of coupled phase oscillators. Denoting the product of  $N$  and the diffusion coefficient as  $D$ , we analyze the properties of  $D$  in the phase oscillator models with the sinusoidal coupling function and also with more general coupling functions.

We show that the scaling law of  $D$  with respect to system size  $N$  is different for the coherent and incoherent regimes in the model (1) with a general coupling function:  $D \sim O(1/N^a)$  with a certain positive constant  $a$  in the coherent regime, and  $D \sim O(1)$  in the incoherent regime. The scaling law in the coherent regime is anomalous because the scaling law of  $D$  is  $D \sim O(1)$  for both the two regimes in other well-known systems such as the Ising model. Moreover, we analytically demonstrate that in the coherent regime,  $D = 0$  in the limit  $N \rightarrow \infty$ . Therefore, the statistical quantity  $D$  is useful to qualitatively differentiate between the coherent and incoherent regimes, as illustrated in Fig. 1. This property is not found in other statistical quantities such as the variance of the order parameter. When we denote the product of  $N$  and this variance by  $V$ , it follows  $V \sim O(1)$  with system size  $N$  and  $V \neq 0$  in the limit  $N \rightarrow \infty$  in both coherent and incoherent regimes [9], as shown in Fig. 1.

## II. A STATISTICAL QUANTITY $D$ CHARACTERIZING LONG-TERM FLUCTUATIONS OF THE ORDER PARAMETER

We introduce the diffusion coefficient of the time integral of  $R(t)$  to characterize the long-term fluctuations of  $R(t)$ . The variance of the time integral  $\int_0^t R(s)ds$  is given as follows:

$$\sigma^2(t) \equiv N \left[ \left\langle \left( \int_{t_0}^{t+t_0} R(s)ds - \langle R \rangle_{tt} \right)^2 \right\rangle_t \right]_s, \quad (3)$$

where  $\langle \cdot \rangle_t$  and  $[\cdot]_s$  represent the time average over the period from  $t_0 = 0$  to  $t_0 \rightarrow \infty$  and the sample average of different realizations of  $\omega_j$  which are independently chosen from a certain distribution, respectively. Then, the following diffusion law holds:

$$D \equiv \lim_{t \rightarrow \infty} \sigma^2(t)/2t, \quad (4)$$

which represents the deviation of  $\int_0^t R(s)ds$  from its mean value  $\langle R \rangle_{tt}$  on the sample average.

It should be noted that the statistical quantity  $D$  is different from the variance of  $R(t)$ , given by

$$V \equiv N[\langle (R(t_0) - \langle R \rangle_t)^2 \rangle_t]_s, \quad (5)$$

which characterizes instantaneous fluctuations of  $R(t)$ . For example, if  $R(t)$  oscillates periodically, then  $D = 0$  whereas  $V > 0$ .

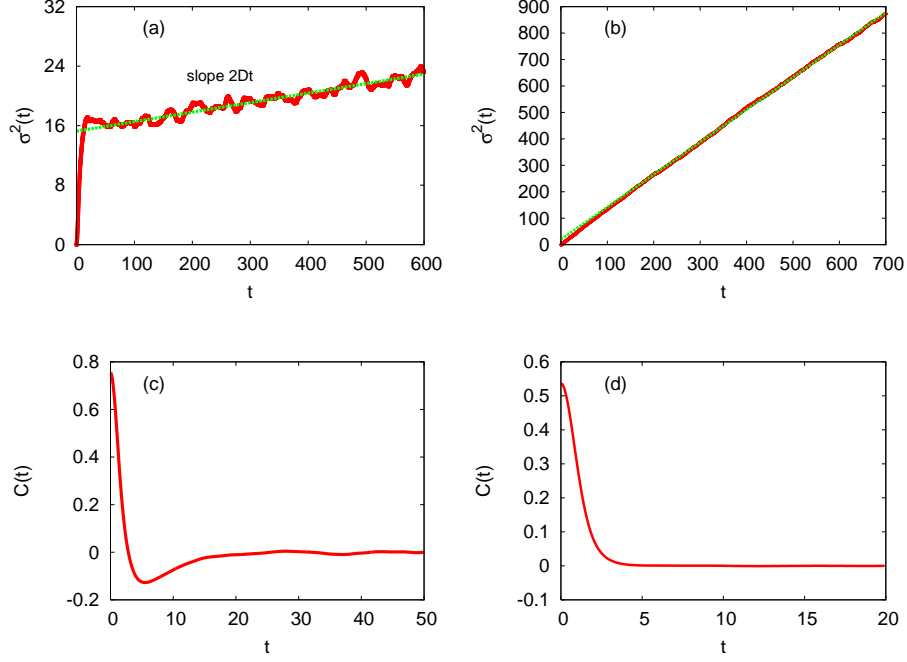


FIG. 2. The time evolutions of the variance  $\sigma^2(t)$  of the integrated order parameter (upper) and the correlation function  $C(t)$  (lower) in the Kuramoto model where  $h(x) = \sin(x)$  and  $N = 24000$ . (a)(c) The coherent regime where  $K = 1.68 > K_c = 1.59 \dots$ . (b)(d) The incoherent regime where  $K = 0.8 < K_c$ . In both regimes,  $\sigma^2(t)$  increases linearly with slope  $2Dt$  after a transient period. The correlation function  $C(t)$  in the coherent regime has a characteristic time period in which  $C(t) < 0$ , whereas the form of  $C(t)$  in the incoherent regime is almost exponential. Each plot is an average over 30 samples.

Now, we consider the dependence of  $D$  on other statistical quantities. We define the correlation function of  $R(t)$  as follows:

$$C(t) \equiv N[(R(t+t_0) - \langle R \rangle_t)(R(t_0) - \langle R \rangle_t)]_t. \quad (6)$$

Because  $C(0) = V$ , we obtain

$$C(t) = Vf(t/\tau), \quad (7)$$

where  $\tau$  and  $f$  with  $f(0) = 1$  represent the correlation time and the normalized correlation function, respectively. In this paper,  $\tau$  is defined as the value satisfying  $C(\tau) = C(0)/2$ . Then,  $D$  satisfies the following equation [16]:

$$D = \frac{1}{2} \int_{-\infty}^{\infty} C(s) ds. \quad (8)$$

Therefore, from Eqs. (7)-(8),  $D$  can be described using  $V$ ,  $\tau$ , and  $f$  as follows:

$$D = \frac{1}{2} V \tau \int_{-\infty}^{\infty} f(s) ds. \quad (9)$$

### III. SCALING LAW OF $D$ WITH SYSTEM SIZE FOR THE KURAMOTO MODEL

The main result obtained for the scaling law of  $D$  is as follows: in the Kuramoto model (Eq. (1) with  $h(x) = \sin(x)$ ), the asymptotic form of  $D$  for large  $N$  takes

$$D \sim \begin{cases} O(1/N^a) & (\text{coherent regime}), \\ O(1) & (\text{incoherent regime}), \end{cases} \quad (10)$$

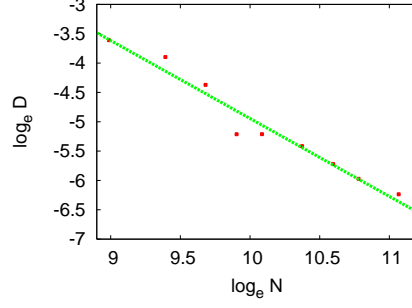


FIG. 3. The scaling property of the diffusion coefficient  $D$  with system size  $N$  in the coherent regime of the Kuramoto model, where  $K = 1.68 > K_c = 1.59 \dots$ , and  $N = 8000, \dots, 64000$ . Line fitting yields  $D \sim N^{-1.33}$ . Each plot is an average over 90 samples.

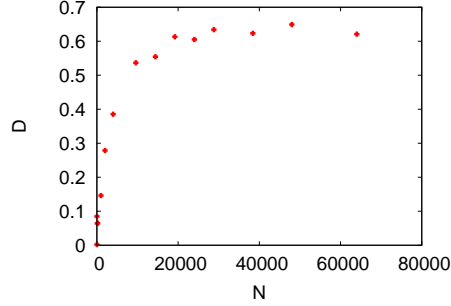


FIG. 4. The diffusion coefficient  $D$  with an increase of system size  $N$  in the incoherent regime of the Kuramoto model, where  $K = 0.8 < K_c = 1.59 \dots$ .  $D$  fluctuates around a finite value for sufficiently large  $N$ . Each plot is an average over 90 samples.

where  $a > 0$  is a certain constant.

The cause of the difference in the scaling laws can be intuitively understood from Eq. (9) as follows. It is known that  $V \sim O(1)$  and  $\tau \sim O(1)$  for the phase oscillator model (1) [9, 14, 15] and also for other well-known models [17, 18] except for the synchronization transition point. If  $f(s)$  is written in the simple exponential form, as is commonly the case [17, 18], then  $\int_{-\infty}^{\infty} f(s)ds$  is finite. In fact, the form of  $f(s)$  is almost exponential in the incoherent regime of the Kuramoto model as numerically shown later. Therefore, with consideration of the above facts, we can infer  $D \sim O(1)$  from Eq. (9) in the incoherent regime. However, in the coherent regime,  $f(s)$  is not in a simple exponential form [9], and thereby the scaling law of  $D$  is different from  $D \sim O(1)$ .

This section shows the scaling law (10) numerically. We assume that the distribution of the natural frequencies  $\omega_j$  is Gaussian with mean zero and variance one. In numerical simulations, the natural frequencies are generated from the Gaussian distribution in a random manner. Figure 2 shows the differences in the time evolutions of  $\sigma^2(t)$  in Eq. (3) and  $C(t)$  in Eq. (6) between the coherent and incoherent regimes. The value of  $D$  is estimated by fitting the values of  $\sigma^2(t)$  with a line of slope  $2Dt$  for a sufficiently large  $t$ . We separately consider the coherent and incoherent regimes.

### A. Coherent regime

Figure 3 shows the dependence of  $D$  on the system size  $N$ . We clearly see that  $D$  is scaled as  $D \sim O(1/N^a)$  where  $a = 1.33$  for  $K = 1.68$ . In Sec. V, we analytically show that  $D = 0$  in the limit  $N \rightarrow \infty$ .

### B. Incoherent regime

The diffusion coefficient  $D$  fluctuates around a finite value for sufficiently large  $N$  as shown in Fig. 4. It implies  $D \sim O(1)$ . We support this scaling property by using Eq. (9). The form of the correlation function  $C(t)$  of the order parameter is almost exponential as shown in Fig. 5(a) [9]. Therefore, if  $V \sim O(1)$  and  $\tau \sim O(1)$ ,  $D$  should be of  $O(1)$

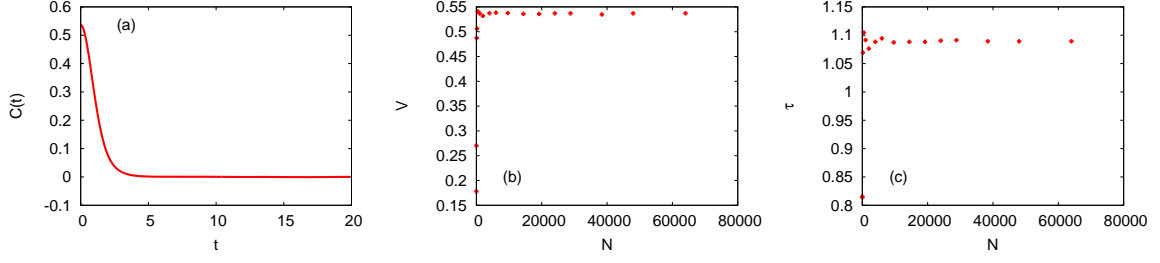


FIG. 5. The correlation function  $C(t)$  for  $N = 64000$  (a), the variance  $V$  (b), and the correlation time  $\tau$  (c) of the order parameter in the incoherent regime of the Kuramoto model, where  $K = 0.8 < K_c = 1.59 \dots$ .  $C(t)$  almost exponentially decreases with  $t$ .  $V$  and  $\tau$  fluctuate around a finite value for sufficiently large  $N$ . Each plot is an average over 90 samples.

from Eq. (9). In fact, our numerical simulations confirm that  $V \sim O(1)$  [9, 14, 15] and  $\tau \sim O(1)$  [9, 14, 15, 17, 18] as shown in Figs. 5(b) and 5(c). Therefore, we conclude  $D \sim O(1)$ .

#### IV. SCALING LAW OF $D$ WITH SYSTEM SIZE FOR MORE GENERAL COUPLINGS

This section numerically confirms the scaling law (10) for other representative couplings to enhance the generality of our result. The natural frequencies  $\omega_j$  are chosen from the Gaussian distribution in a random manner as in the previous section. Again we separately consider the coherent and incoherent regimes.

##### A. Coherent regime

In addition to the sinusoidal coupling function treated in the previous section, we consider the following three coupling functions [6]:

- (i) A coupling of a generic form with nonzero second harmonic:

$$h(x) = \sin(x) - (1/2) \sin(2x),$$

- (ii) A coupling without the second harmonic term but with the third harmonic term:

$$h(x) = \sin(x) - (1/2) \sin(3x),$$

- (iii) A coupling without the symmetry:

$$h(x) = \sin(x + \pi/4).$$

We choose these coupling functions because most coupling functions are classified on the basis of the value of the critical exponent of the order parameter  $R$  (for example, see p.30 and p.31 in [6]) into the following three cases: the coupling function is sinusoidal (Sec. III); the coupling function has the second harmonic term [5, 6] (case (i)); and the coupling function lacks the second harmonic term and possesses the third harmonic term [6] (case (ii)). Additionally, case (iii) is considered to examine the effect of asymmetry in the coupling function.

Figures 6(a)-(c) show that  $D$  decreases with  $N$  as  $D \sim N^{-1.15}$  for case (i),  $D \sim N^{-1.34}$  for case (ii), and  $D \sim N^{-1.42}$  for case (iii). Therefore, the scaling law (10) in the coherent regime holds for these coupling functions. Figures 6(d)-(f) imply  $D = 0$  in the limit  $N \rightarrow \infty$ . In Sec. VI, we analytically show that  $D = 0$  in the limit  $N \rightarrow \infty$ .

##### B. Incoherent regime

We demonstrate that  $D \sim O(1)$  for any large  $N$  in cases (i)-(iii). As shown in Figs. 7(a)-(c),  $D$  fluctuates around a finite value for sufficiently large  $N$ . It implies  $D \sim O(1)$ . Further, we support this scaling as follows. The forms of the correlation function of the order parameter are almost exponential as shown in Figs. 8(a), 8(d), and 8(g). In addition, our numerical simulations show that  $V \sim O(1)$  [9, 14, 15] and  $\tau \sim O(1)$  [17, 18] as shown in Figs. 8(b)(c), 8(e)(f), and 8(h)(i). Therefore, we conclude  $D \sim O(1)$  from the same argument in Sec. IIIB.

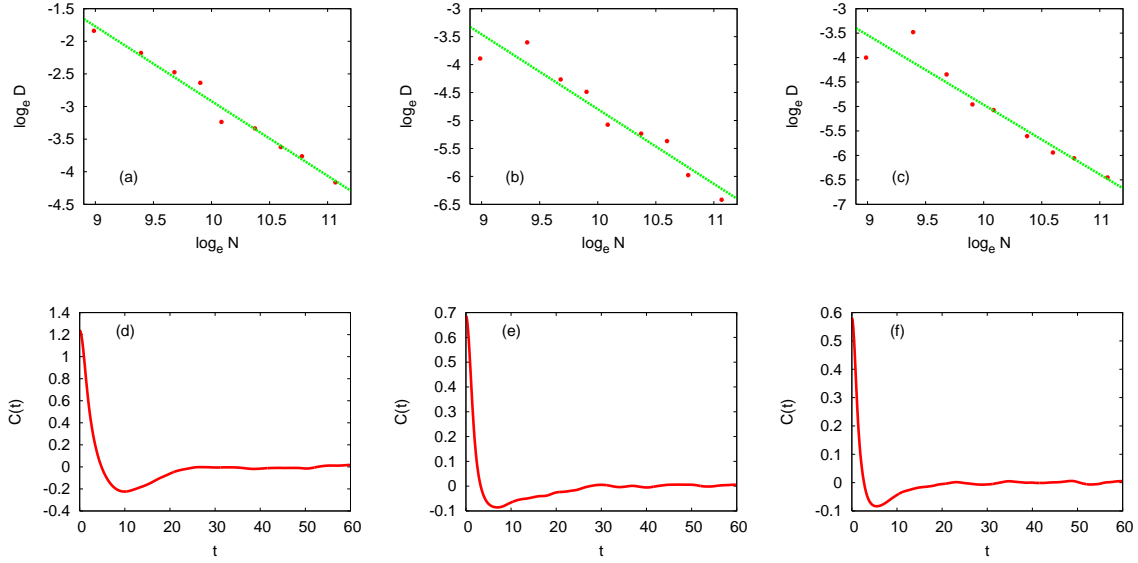


FIG. 6. The scaling property of the diffusion coefficient  $D$  with system size  $N$  (upper) and the correlation function  $C(t)$  (lower) in the coherent regime of system (1) with (a)(d)  $h(x) = \sin(x) - (1/2)\sin(2x)$  and  $K = 1.75 > K_c = 1.59 \dots$ , (b)(e)  $h(x) = \sin(x) - (1/2)\sin(3x)$  and  $K = 1.675 > K_c = 1.59 \dots$ , and (c)(f)  $h(x) = \sin(x + \pi/4)$  and  $K = 2.04 > K_c = 1.927 \dots$ , respectively, where  $N = 8000, \dots, 64000$  for (a)-(c) and  $N = 24000$  for (d)-(f). Each plot is an average over 90 samples.

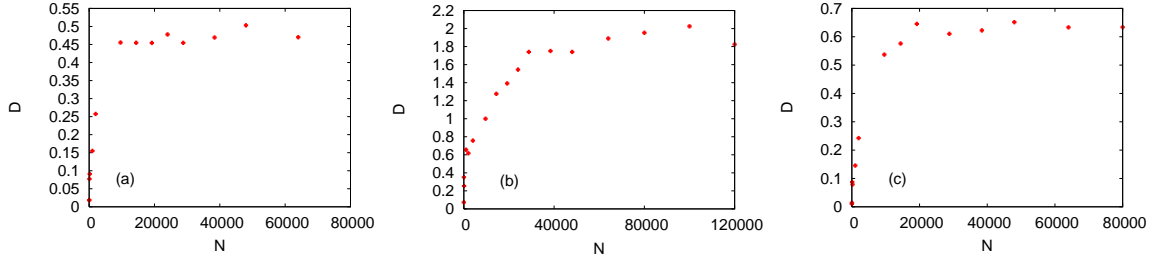


FIG. 7. The diffusion coefficient  $D$  with an increase of system size  $N$  in the incoherent regime of system (1) with (a)  $h(x) = \sin(x + \pi/4)$  and  $K = 0.8 < K_c = 1.927 \dots$ , (b)  $h(x) = \sin(x) - (1/2)\sin(2x)$  and  $K = 1.25 < K_c = 1.59 \dots$ , and (c)  $h(x) = \sin(x) - (1/2)\sin(3x)$  and  $K = 0.8 < K_c = 1.59 \dots$ .  $D$  fluctuates around a finite value for sufficiently large  $N$ . Each plot is an average over 90 samples.

## V. DERIVATION OF $D = 0$ FOR THE KURAMOTO MODEL

In this section, we analytically demonstrate that  $D = 0$  in the limit  $N \rightarrow \infty$  in the coherent regime of the Kuramoto model by reference to Daido [9], which deals with statistical properties in the vicinity of the transition point. In general, fluctuations are amplified near the transition point [17, 18]. Therefore, if  $D = 0$  is derived in the limit  $K \rightarrow K_c + 0$ , then  $D = 0$  would be justified for  $K > K_c$ .

We define the complex order parameter [9] as follows:

$$Z(t) \equiv \frac{1}{N} \sum_{j=1}^N \exp(2\pi i(\theta_j - \Omega t)), \quad (11)$$

where  $\Omega$  represents the frequency of entrainment and  $|Z(t)| = R(t)$ . We denote the diffusion coefficient of  $\int_0^t Z(s) ds$  by  $D_Z$ , which is defined as follows:

$$D_Z \equiv \lim_{t \rightarrow \infty} \sigma_Z^2(t)/2t, \quad (12)$$

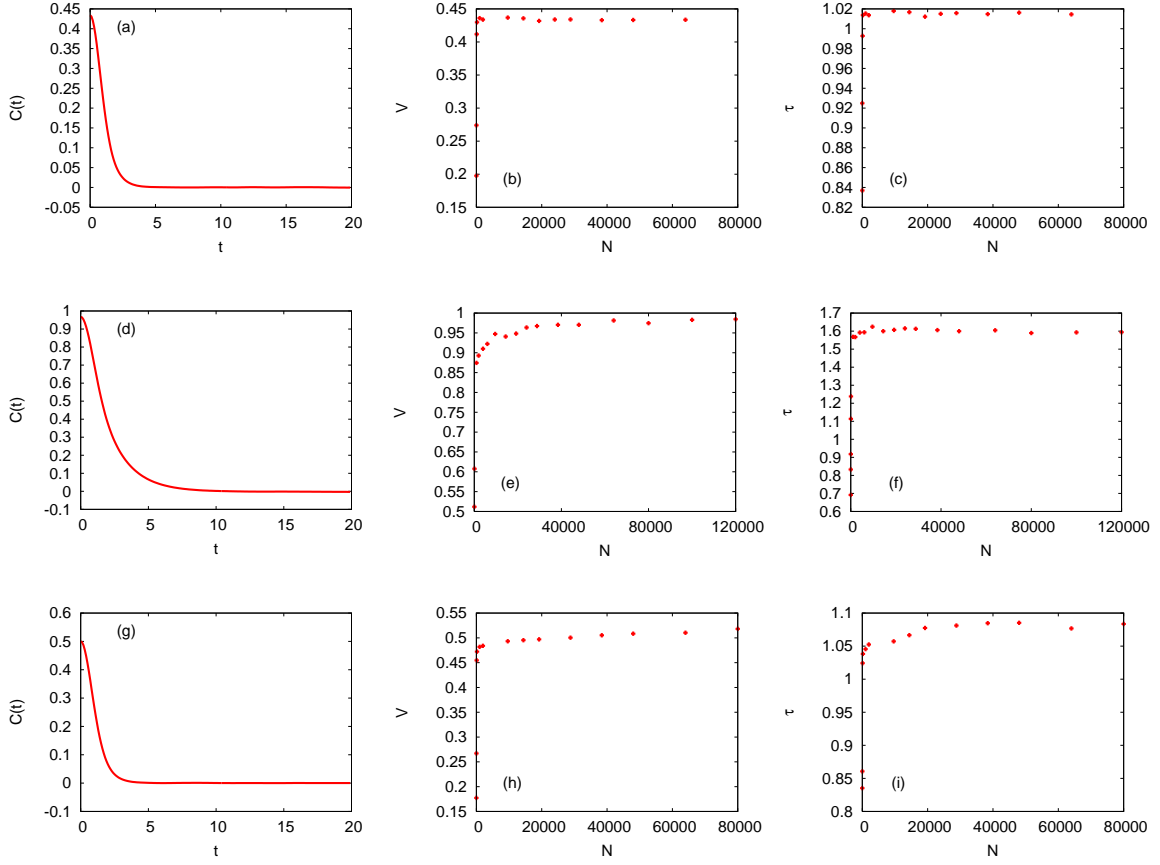


FIG. 8. The correlation function  $C(t)$  for  $N = 64000$  (left), the variance  $V$  (middle), and the correlation time  $\tau$  (right) of the order parameter in the incoherent regime of system (1) with (a)(b)(c)  $h(x) = \sin(x + \pi/4)$  and  $K = 0.8 < K_c = 1.927 \dots$ , (d)(e)(f)  $h(x) = \sin(x) - (1/2)\sin(2x)$  and  $K = 1.25 < K_c = 1.59 \dots$ , and (g)(h)(i)  $h(x) = \sin(x) - (1/2)\sin(3x)$  and  $K = 0.8 < K_c = 1.59 \dots$ .  $C(t)$  almost exponentially decreases with  $t$ .  $V$  and  $\tau$  fluctuate around a finite value for sufficiently large  $N$ . Each plot is an average over 90 samples.

where the variance of  $\int_0^t Z(s)ds$  is given by

$$\sigma_Z^2(t) \equiv N \left[ \left\langle \left| \int_{t_0}^{t+t_0} Z(s)ds - \langle Z \rangle_{tt} \right|^2 \right\rangle_t \right]. \quad (13)$$

With the correlation function of  $Z(t)$  given by

$$C_Z(t) \equiv N[\langle (Z(t+t_0) - \langle Z \rangle_t)(Z^*(t_0) - \langle Z^* \rangle_t) \rangle_t]_s, \quad (14)$$

where  $Z^*$  represents the complex conjugate of  $Z$ ,  $D_Z$  satisfies the following equation [16]:

$$D_Z = \frac{1}{2} \int_{-\infty}^{\infty} C_Z(s)ds. \quad (15)$$

In the limit  $N \rightarrow \infty$ ,  $C_Z(t)$  takes the following form [9]:

$$C_Z(t) \sim \Pi(\sqrt{Q}t)/\sqrt{Q}, \quad (16)$$

where  $\Pi(x) = e^{-s|x|} + e^{-\sqrt{5}s|x|}/\sqrt{5} - s|x|(e^{-s|x|} + e^{-\sqrt{5}s|x|})$  with a certain constant  $s$  and  $Q = Q(K)$ . Integrating the above equation by  $t$  for  $t \in (-\infty, \infty)$ , we can obtain  $D_Z = 0$  from Eq. (15).

Next, let us prove that in the limit of  $N \rightarrow \infty$ , if  $D_Z = 0$  then  $D = 0$ . We introduce a variable  $w(t)$  for representing the fluctuations of  $Z(t)$  as follows:

$$w(t) \equiv Z(t) - \hat{Z}, \quad (17)$$



where

$$\hat{Z} \equiv \langle \lim_{N \rightarrow \infty} Z \rangle_t, \quad (18)$$

and  $\hat{Z} = \text{const.} \neq 0$  in the coherent regime (see p.29 in [6]). For large  $N$ ,  $w(t)$  is small [9] in the regime after an initial transient period [20]. Hereafter, let us assume that  $t = 0$  is included in that regime. The deviation  $w(t)$  is scaled as  $O(1/\sqrt{N})$  [9, 20]. It should be noted that we can assume  $\hat{Z}$  to be a positive real number because of the rotation symmetry of the system [20]. Then,  $R(t)$  can be approximated as follows:

$$\begin{aligned} R(t) &= \sqrt{(\hat{Z} + \text{Re}(w(t)))^2 + (\text{Im}(w(t)))^2} \\ &\approx \hat{Z} \sqrt{1 + 2\text{Re}(w(t))/\hat{Z}} \\ &\approx \hat{Z} + \text{Re}(w(t)), \end{aligned} \quad (19)$$

where we have neglected the higher-order terms that vanish in the limit  $N \rightarrow \infty$ . From Eq. (19), if the diffusion coefficient of  $\int_0^t \text{Re}(w(s))ds$  is equal to 0, then that of  $\int_0^t R(s)ds$  is also equal to 0 because  $\hat{Z}$  is constant. That is, in the limit  $N \rightarrow \infty$ , if  $D_Z = 0$  then  $D = 0$ . Hence, because  $D_Z = 0$  in the limit  $N \rightarrow \infty$  as explained in the previous paragraph,  $D = 0$  in the same limit.

## VI. DERIVATION OF $D = 0$ FOR A GENERAL COUPLING FUNCTION

In this section, we analytically demonstrate that  $D = 0$  in the limit  $N \rightarrow \infty$  in the coherent regime of the phase oscillator model (1) with a general coupling function  $h(x)$  by reference to Daido [9], which considered the sinusoidal coupling function.

Let us explain a key assumption for deriving  $D = 0$ . When the system shows synchronization, the oscillators are divided into the following two groups: (i) entrained oscillators, which are synchronized with the frequency  $\Omega$ , and (ii) nonentrained oscillators, which are not synchronized. Entrained oscillators play a role in reducing the fluctuations of the order parameter [10]. On the other hand, nonentrained oscillators show minor fluctuations [10]. We denote by  $\Gamma(\tilde{\omega})$  the distribution of the mean frequencies  $\tilde{\omega}$  of the oscillators. Here, we assume that the following condition holds in the coherent regime:

$$\lim_{\tilde{\omega} \rightarrow \Omega} \Gamma(\tilde{\omega}) = 0 \text{ with } N \rightarrow \infty, \quad (20)$$

where  $\Omega$  is the common frequency of the entrained oscillators. Daido [21] analytically demonstrated that the above condition holds if the coupling function  $h(x)$  exhibits only one local minimum and only one local maximum in its domain. Further, Daido [5] numerically confirmed that this condition holds for more general coupling functions. Figure 9 illustrates a typical example, where Eq. (20) holds in a coherent state whereas it does not hold in an incoherent state [1]. Equation (20) means that the density of non-entrained oscillators with mean frequencies close to but not equal to  $\Omega$  significantly decreases as  $\tilde{\omega} \rightarrow \Omega$ . As a result, fluctuations become minor [10] because the more distant the mean frequency of an oscillator is from  $\Omega$ , the smaller are the fluctuations caused by the oscillator.

Considering the power spectrum of  $\sqrt{N}(R(t) - \langle R \rangle_t)$ , its asymptotic form in the limit  $N \rightarrow \infty$  is given by  $I(\omega) = \int_{-\infty}^{\infty} C(s)e^{i\omega s}ds$  [19]. From Eq. (8), we obtain

$$D = \frac{1}{2} \lim_{\omega \rightarrow 0} I(\omega). \quad (21)$$

This equation indicates that the value of  $D$  is almost determined by the value of  $\Gamma(\tilde{\omega})$  around  $\tilde{\omega} = \Omega$ , since  $\Omega$  can be replaced by 0 due to a transformation of the phase variables. Therefore, it is natural that the value of  $D$  becomes very small if Eq. (20) holds.

This section is organized as follows. First, we transform the original equation (1) into another expression according to Ref. [21]. Next, we derive a self-consistent equation governing the fluctuations of the order parameter. Finally, we show  $D = 0$  by using the Fourier transform of the self-consistent equation.

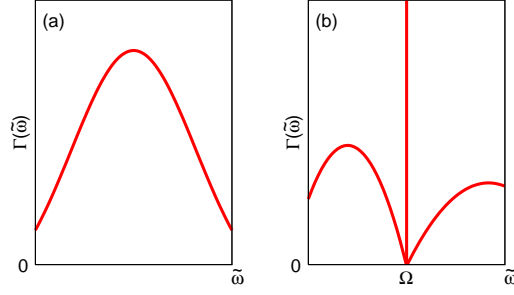


FIG. 9. Schematic view of  $\Gamma(\tilde{\omega})$ . (a) An incoherent state. (b) A coherent state.

### A. Transformation of the phase oscillator model

The coupling function  $h$  in Eq. (1) can be generally represented by the Fourier series as follows:

$$h(x) = \sum_l q_l e^{2\pi i l x}, \quad (22)$$

where  $q_l$  represents the  $l$ th Fourier coefficient for  $l = \pm 1, \pm 2, \dots$ . We assume that all the synchronized oscillators rotate with the common frequency  $\Omega$  [21] and introduce the generalized complex order parameters as follows:

$$Z_l(t) \equiv \frac{1}{N} \sum_{j=1}^N \exp(2\pi i l (\theta_j - \Omega t)), \quad (23)$$

where  $Z_1(t) = Z(t)$ . By using  $q_l$  and  $Z_l$ , the order function  $H(x)$  [21] is defined as follows:

$$H(x) \equiv - \sum_l q_l Z_l e^{-2\pi i l x}. \quad (24)$$

From Eq. (24), we can transform Eq. (1) into the following form:

$$\dot{\theta}_j = \omega_j - K H(\theta_j - \Omega t). \quad (25)$$

By introducing new variables  $\tilde{\theta}_j \equiv \theta_j - \Omega t$  and  $\Delta_j \equiv \omega_j - \Omega$ , Eq. (25) is transformed into

$$d\tilde{\theta}_j/dt = \Delta_j - K H(\tilde{\theta}_j). \quad (26)$$

### B. The self-consistent equation of fluctuations

First, let us introduce a new variable  $w_l$  for representing the fluctuations of  $Z_l(t)$  as follows:

$$w_l(t) \equiv Z_l(t) - \hat{Z}_l, \quad (27)$$

where

$$\hat{Z}_l \equiv \langle \lim_{N \rightarrow \infty} Z_l \rangle_t, \quad (28)$$

and  $\hat{Z}_l = \text{const.} \neq 0$  in the coherent regime (see p.29 in [6]). For large  $N$ ,  $w_l(t)$  is small [9] in the regime after an initial transient period [22]. Hereafter, let us suppose that  $t = 0$  is included in that regime.

Now we assume that  $\tilde{\theta}_j$  can be divided into two parts as follows [9],

$$\tilde{\theta}_j = \psi_j + \phi_j, \quad (29)$$

where  $\psi_j$  and  $\phi_j$  correspond to the dominant phase motion and the small deviation from it, respectively. The dominant phase motion can be described as follows:

$$\begin{aligned} d\psi_j/dt &\equiv \Delta_j - K\hat{H}(\psi_j), \\ \psi_j(0) &= \tilde{\theta}_j(0) = \theta_j(0), \end{aligned} \quad (30)$$

where

$$\hat{H}(x) \equiv - \sum_l q_l \hat{Z}_l e^{-2\pi i l x}. \quad (31)$$

That is,  $\psi_j$  corresponds to  $\tilde{\theta}_j$  in the infinite-size system.

Next, let us introduce a self-consistent equation of  $w_l(t)$ . If we put

$$\tilde{w}_l \equiv \sqrt{N} w_l, \quad (32)$$

then  $\tilde{w}_l$  is  $O(1)$ , as discussed in p.760 of [9]. The deviation  $\phi_j$  induced by  $w_l$  should be of  $O(N^{-1/2})$ , so that we can expand  $\tilde{\theta}_j$  in  $N^{-1/2}$  as follows:

$$\begin{aligned} \tilde{\theta}_j &= \psi_j + \phi_j, \\ &= \psi_j + \frac{\tilde{\phi}_j}{\sqrt{N}} + O(N^{-1}). \end{aligned} \quad (33)$$

Substituting Eqs. (27), (32), and (33) into Eq. (26) and comparing  $O(N^{-1/2})$  terms, we obtain

$$d\tilde{\phi}_j/dt = K \sum_l q_l (-2\pi i l \hat{Z}_l \tilde{\phi}_j + \tilde{w}_l) e^{-2\pi i l \psi_j}. \quad (34)$$

Furthermore, from Eqs. (23), (27), (32), and (33), we can derive

$$\begin{aligned} \tilde{w}_l &= \sqrt{N} (-\hat{Z}_l + N^{-1} \sum_{j=1}^N e^{2\pi i l \psi_j}) \\ &\quad + 2\pi i l N^{-1} \sum_{j=1}^N \tilde{\phi}_j e^{2\pi i l \psi_j} + O(N^{-1/2}). \end{aligned} \quad (35)$$

Note that the first term on the right-hand side (r.h.s.) of Eq. (35) is  $O(1)$  [9]. By inserting the solutions of Eq. (34) into Eq. (35) and by considering the limit  $N \rightarrow \infty$ , we arrive at the self-consistent equations for  $\tilde{w}_l$  as follows:

$$\tilde{w}_l(t) = P_l(t) + 2\pi i l K \sum_{l'} q_{l'} \int_0^t dt' A_{l,l'}(t, t') \tilde{w}_{l'}(t'), \quad (36)$$

where

$$P_l(t) \equiv \lim_{N \rightarrow \infty} \sqrt{N} (-\hat{Z}_l + N^{-1} \sum_{j=1}^N e^{2\pi i l \psi_j}), \quad (37)$$

and the kernel  $A_{l,l'}$  is defined by

$$\begin{aligned} A_{l,l'}(t, t') &\equiv \lim_{N \rightarrow \infty} N^{-1} \sum_{j=1}^N \exp \left\{ 2\pi i (l\psi_j(t) - l'\psi_j(t')) \right. \\ &\quad \left. - K \int_{t'}^t d\tau \hat{H}'(\psi_j(\tau)) \right\}. \end{aligned} \quad (38)$$

Here  $\hat{H}'(x)$  represents the derivative of  $\hat{H}(x)$  with respect to  $x$ .

### C. The Fourier transform of the self-consistent equation

The goal of this subsection is to show that  $D = 0$  in the limit  $N \rightarrow \infty$  under assumption (20). From the discussion in Sec. V,  $D = 0$  if  $D_Z = 0$ . Further, the condition  $D_Z = 0$  is equivalent to  $\lim_{\omega \rightarrow 0} I_Z(\omega) = 0$  where  $I_Z(\omega) = \int_{-\infty}^{\infty} C_Z(s) e^{i\omega s} ds$  is the asymptotic form of the power spectrum of  $\sqrt{N}(Z(t) - \langle Z \rangle_t)$  in the limit  $N \rightarrow \infty$ . Therefore, it is only necessary to show  $\lim_{\omega \rightarrow 0} I_Z(\omega) = 0$ . To evaluate  $I_Z(\omega)$ , we cast  $\tilde{w}_l$  and  $P_l(t)$  into the form of the frequency domain representation, respectively, as follows [23]:

$$\tilde{w}_l^*(\omega) \equiv \lim_{T \rightarrow \infty} \frac{1}{\sqrt{T}} \int_{-T}^T d\tau \tilde{w}_l(\tau) e^{-i\omega\tau}, \quad (39)$$

and

$$P_l^*(\omega) \equiv \lim_{T \rightarrow \infty} \frac{1}{\sqrt{T}} \int_{-T}^T d\tau P_l(\tau) e^{-i\omega\tau}. \quad (40)$$

The equation  $\lim_{\omega \rightarrow 0} I_Z(\omega) = 0$  is satisfied if

$$\lim_{\omega \rightarrow 0} \tilde{w}_1^*(\omega) = 0. \quad (41)$$

Equation (41) holds if

$$\begin{aligned} E_l &\equiv \lim_{\omega \rightarrow 0} \tilde{w}_l^*(\omega) \\ &= 0, \end{aligned} \quad (42)$$

which we will show in the rest of this section.

Let us consider the Fourier transform of both sides of Eq. (36):

$$\tilde{w}_l^*(\omega) = P_l^*(\omega) + g^*(\omega), \quad (43)$$

where  $g^*(\omega)$  represents the Fourier transform of the last term of Eq. (36). Concerning the first term of the r.h.s. of Eq. (43), condition (20) yields

$$\lim_{\omega \rightarrow 0} P_l^*(\omega) = 0. \quad (44)$$

Namely, the first term in the r.h.s. of Eq. (36) does not affect the value of  $D$ .

To proceed further, we show that the kernel  $A(t, t')$  is approximately represented in the form of  $B(xt - yt')$  with certain constants  $x$  and  $y$  satisfying  $xy > 0$  if  $K \approx K_c$  [9]. We divide  $A$  as  $A = A_{(e)} + A_{(ne)}$ , where  $A_{(e)}$  and  $A_{(ne)}$  represent the contributions from the entrained and nonentrained oscillators, respectively. Because  $\psi_j(t)$  of the entrained oscillators is constant,  $A_{(e)}$  can be represented as follows:

$$A_{(e)}(t, t') = B_{(e)}(t - t'), \quad (45)$$

where  $B_{(e)}$  is a certain function. We can represent  $A_{(ne)}$  as follows:

$$A_{(ne)}(t, t') = \lim_{N \rightarrow \infty} N^{-1} \sum_j e^{2\pi i X_j(t, t')}, \quad (46)$$

where

$$\begin{aligned} X_k(t, t') &\equiv (l\psi_k(t) - l'\psi_k(t')) \\ &\quad - \frac{K}{2\pi i} \int_{t'}^t d\tau \hat{H}'(\psi_k(\tau)). \end{aligned} \quad (47)$$

In the case of a nonentrained oscillator, if we rewrite Eq. (47) as

$$\begin{aligned} X_k(t, t') &= (l - l')\psi_k(0) + \Delta'_k(lt - l't') \\ &\quad + \hat{X}_k(t, t'), \end{aligned} \quad (48)$$

where  $\Delta'_k$  represents the mean frequency of  $\psi_k$ , then the last term  $\hat{X}_k(t, t')$  is bounded. This is because the last term of Eq. (47) and  $\psi_k(t)$  are periodic as shown in Appendix A. Because the bounded variation of  $\hat{X}_k(t, t')$  should be small compared to the other terms for  $t \gg 1$ , we can neglect  $\hat{X}_k(t, t')$  as follows [9]:

$$X_k(t, t') = (l - l')\psi_k(0) + \Delta'_k(lt - l't'). \quad (49)$$

This approximation is good enough near the critical point  $K = K_c$  [9] at which the bounded function  $\hat{X}_k(t, t')$  vanishes. Therefore, the kernel  $A_{(\text{ne})}$  is represented in the following form:

$$A_{(\text{ne})}(t, t') = B_{(\text{ne})}(lt - l't'), \quad (50)$$

where

$$\begin{aligned} & B_{(\text{ne})}(lt - l't') \\ & \equiv \lim_{N \rightarrow \infty} N^{-1} \sum_k \exp(2\pi i \{(l - l')\psi_k(0) + \Delta'_k(lt - l't')\}). \end{aligned} \quad (51)$$

We can exclude the case of  $ll' < 0$  [9], in which, for large  $t$  and  $0 \leq t^* \leq t$ ,

$$\begin{aligned} & B_{(\text{ne})}(lt - l't^*) \\ & = \lim_{N \rightarrow \infty} N^{-1} \sum_k \exp(2\pi i \{(l - l')\psi_k(0) + \Delta'_k l(t + |(l'/l)|t^*)\}) \\ & = 0. \end{aligned} \quad (52)$$

From Eqs. (45) and (50), the kernel  $A$  can be expressed by using a function  $B$  as follows:

$$A(t, t') = B(xt - yt'), \quad (53)$$

where  $x(l)y(l') > 0$ .

In order to use the Fourier transform, we replace  $\int_0^t$  by  $\int_{-\infty}^{\infty}$  in the r.h.s. of Eq. (36), based on the discussion in Appendix B. Then, from Eqs. (36) and (53), we obtain

$$\tilde{w}_l^*(\omega) = P_l^*(\omega) + 2\pi i l K \sum_{l'} q_{l'} \frac{1}{|x|} B^*(\omega/x) \tilde{w}_{l'}^*(y\omega/x), \quad (54)$$

where

$$B^*(\omega) \equiv \int_{-\infty}^{\infty} d\tau B(\tau) e^{-i\omega\tau}. \quad (55)$$

Note that we have *not* divided the r.h.s. of this equation by  $T$ . From Eqs. (44)-(54), we can obtain

$$\begin{aligned} & \lim_{\omega \rightarrow 0} \tilde{w}_l^*(\omega) \\ & = \lim_{\omega \rightarrow 0} 2\pi i l K \sum_{l'} q_{l'} \frac{1}{|x|} B^*(\omega/x) \tilde{w}_{l'}^*(y\omega/x). \end{aligned} \quad (56)$$

Equation (56) can be rewritten as follows:

$$E_l = \sum_{l'} F_{l,l'} E_{l'}, \quad (57)$$

where the coefficient  $F_{l,l'}$  is a certain constant for  $l = \pm 1, \pm 2, \dots$  and  $l' = \pm 1, \pm 2, \dots$ . The trivial solution of Eq. (57) is  $E_l = 0$  for all  $l$ . Let us assume that Eq. (57) has another solution  $E_l = \bar{E}_l$ . Then, we can easily show that  $E_l = c\bar{E}_l$  with any constant  $c$  is also a solution of Eq. (57). However, this statement contradicts the fact that  $|E_l|^2$  (and  $D$ ) is bounded for  $K \neq K_c$ . Therefore, the only solution of Eq. (56) must be  $E_l = 0$  for all  $l$ .

In fact, in the limit  $K \rightarrow K_c$ , we can derive  $E_l = 0$  for all  $l$  as follows. Let us divide  $B^*(\omega)$  as  $B^*(\omega) = B_{(\text{e})}^*(\omega) + B_{(\text{ne})}^*(\omega)$ , where  $B_{(\text{e})}^*(\omega)$  and  $B_{(\text{ne})}^*(\omega)$  represent the contributions from the entrained and nonentrained oscillators, respectively. Condition (20) yields  $\lim_{\omega \rightarrow 0} B_{(\text{ne})}^*(\omega) = 0$ . In the limit  $K \rightarrow K_c$ ,  $B_{(\text{e})}^*(\omega) = 0$  because there are no entrained oscillators at  $K = K_c$ . As a result, we obtain  $E_l = 0$  for all  $l$ , because the right-hand sides of Eqs. (56) and (57) vanish in the limit  $K \rightarrow K_c$ . Consequently, Eq. (42) holds.

## VII. SUMMARY AND DISCUSSION

We have investigated the statistical properties of long-term fluctuations in the system of globally coupled phase oscillators (1) with general coupling, by using the statistical quantity  $D$ , which is the diffusion coefficient of the temporal integration of the order parameter. To understand the finite size effects in the system behavior near the synchronization transition point, the scaling property of  $D$  with system size  $N$  has been examined. We have demonstrated that  $D \sim O(1/N^a)$  with a certain positive constant  $a$  in the coherent regime, and  $D \sim O(1)$  in the incoherent regime. The difference in the scaling laws is caused by the difference in the correlations among the phases of the oscillators at different times; these correlations remain after a long-term period in the coherent regime. In other well-known systems such as the Ising model, the correlation function of an order parameter decays exponentially with time [17, 18], and thereby,  $D$  follows  $D \sim O(1)$  with respect to the system size  $N$  both in the coherent and incoherent regimes except for the transition point. For the phase oscillator model (1), such a difference in the scaling laws of  $D$  has not been found for other statistical quantities such as the variance and the correlation time of the order parameter [9]. The scaling property of  $D$  in the coherent regime has been further explored in the limit  $N \rightarrow \infty$ . We have analytically demonstrated that  $D = 0$  in the limit  $N \rightarrow \infty$  for the system with a wide range of general coupling functions. If the system exhibits periodic behavior, this result would be trivial. However, this is not the case because non-periodic (chaotic) behavior is present even in the coherent regime of the system, as supported by a positive Lyapunov exponent [24]. Although the finite size effects on the statistical properties in the phase oscillator model (1) have been well studied for the sinusoidal coupling function [9–13], they have remained unclear for a general coupling function except for several properties [14, 15]. We have clarified one aspect of the finite size effects in the coherent state for coupling functions satisfying Eq. (20), which holds for a large class of general coupling functions [5, 21].

Our result is useful to derive the scaling property of  $D$  for the coupling strength interval  $|K - K_c|$ . From the scaling hypothesis [17, 18], the variance and the correlation time of the order parameter are scaled as  $V \sim |K - K_c|^{-\gamma}$  and  $\tau \sim |K - K_c|^{-z}$ , respectively, where  $\gamma$  and  $z$  are the critical exponents [17, 18]. Combining these scaling laws and Eq. (9), we can derive the following scaling law:

$$D \sim |K - K_c|^{-\gamma-z} \int_{-\infty}^{\infty} f(s) ds. \quad (58)$$

From our numerical simulations, we found that, in the limit  $N \rightarrow \infty$ ,  $\int_{-\infty}^{\infty} f(s) ds$  goes to 0 in the coherent regime whereas it is finite in the incoherent regime. Therefore, if the bifurcation of the order parameter is supercritical, we obtain the following scaling law in the limit  $N \rightarrow \infty$ :

$$D \sim \begin{cases} (K_c - K)^{-\gamma-z} & \text{for } K < K_c, \\ 0 & \text{for } K > K_c. \end{cases} \quad (59)$$

The critical exponent is dependent on  $\gamma$  and  $z$  in the incoherent regime, whereas it is independent of them in the coherent regime. It is known that  $\gamma = z = 1$  for the sinusoidal coupling function [9, 14, 15].

There are two sources for the order parameter fluctuations. The first is the oscillators that fail to synchronize with the order parameter motion. The second is the randomness in the distribution of the natural frequencies. In order to show that the main source of the fluctuations is the first one in the coherent regime, we have performed numerical simulations by excluding the randomness of the natural frequencies. Namely, the natural frequencies  $\omega_j$  are not randomly but deterministically chosen from the Gaussian distribution  $G(\tilde{\omega})$  with mean zero and variance one, i.e.  $j/(N+1) = \int_{-\infty}^{\omega_j} G(\tilde{\omega}) d\tilde{\omega}$ . Also in this case, we have obtained the same scaling property of  $D$  in the coherent regime, i.e.  $D \sim O(1/N^a)$  with a positive constant  $a$  for all the coupling schemes considered in this paper. The result for the Kuramoto model is shown in Fig. 10. Confirming the scaling law of  $D$  in the incoherent regime should be our future work.

## ACKNOWLEDGMENTS

We would like to thank K. Ouchi, Y. Takahashi, and Y. Sento for their fruitful discussions. This research is supported by Grant-in-Aid for Scientific Research (A) (20246026) from MEXT of Japan, and by the Aihara Innovative Mathematical Modelling Project, the Japan Society for the Promotion of Science (JSPS) through the ‘‘Funding Program for World-Leading Innovative R&D on Science and Technology (FIRST Program),’’ initiated by the Council for Science and Technology Policy (CSTP).

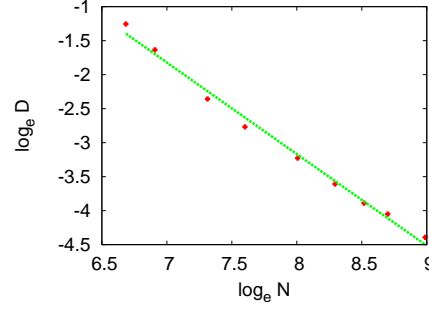


FIG. 10. The scaling property of the diffusion coefficient  $D$  with system size  $N$  in the coherent regime of the Kuramoto model, where  $K = 1.635 > K_c = 1.59 \dots$ ,  $N = 800, \dots, 8000$ , and  $\omega_j$  is deterministically generated. The line fitting yields  $D \sim N^{-1.347}$ . Each plot is an average over 10 different initial conditions.

## Appendix A

Because  $\psi_k(t)$  is periodic, the last term of Eq. (47) is also periodic as follows:

$$\begin{aligned}
 & \int d\tau \hat{H}'(\psi_k(\tau)) \\
 &= \int d\psi_k \frac{d\tau}{d\psi_k} \hat{H}'(\psi_k(\tau)) \\
 &= \int d\psi_k \frac{\hat{H}'(\psi_k)}{(\Delta_k - K\hat{H}(\psi_k))} \\
 &= -\frac{1}{K} \log |(\Delta_k - K\hat{H}(\psi_k))| \\
 &= -\frac{1}{K} \log |d\psi_k(\tau)/d\tau|.
 \end{aligned} \tag{A1}$$

## Appendix B

In order to use the Fourier transform, we consider replacing  $\int_0^t$  by  $\int_{-\infty}^{\infty}$  in the r.h.s. of Eq. (36). First, by defining  $\tilde{w}_l(t) \equiv 0$  for  $t < 0$ , we can replace  $\int_0^t$  by  $\int_{-\infty}^t$  in the r.h.s. of Eq. (36). For the group of entrained oscillators, by defining  $B_{(e)}(t) \equiv 0$  for  $t < 0$ , we can further replace  $\int_{-\infty}^t$  by  $\int_{-\infty}^{\infty}$  in the r.h.s. of Eq. (36). For the group of nonentrained oscillators, we separately treat the cases of  $l = l'$  and  $l \neq l'$ . In the case of  $l = l'$ , we can replace  $\int_{-\infty}^t$  by  $\int_{-\infty}^{\infty}$  in the r.h.s. of Eq. (36) by adequately defining  $B_{(ne)}(t) \equiv 0$  or  $B_{(ne)}(-t) \equiv 0$  for  $t < 0$  for each  $l$ . In the case of  $l \neq l'$ , we replace  $t'$  with a large  $t^*(< t)$  in  $B_{(ne)}(t)$  of Eq. (51). If  $(l - l') \neq 0$  and both  $t$  and  $t^*$  are sufficiently large [9], we obtain

$$B_{(ne)}(lt - l't^*) = \lim_{N \rightarrow \infty} N^{-1} \sum_k \exp(2\pi i \{(l - l')\psi_k(0) + \Delta'_k(lt - l't^*)\}) = 0. \tag{B1}$$

As a result, we can replace  $\int_{-\infty}^t$  by  $\int_{-\infty}^{\infty}$  in the r.h.s. of Eq. (36).

- 
- [1] A. Pikovsky, M. Rosenblum, and J. Kurths, *Synchronization: A Universal Concept in Nonlinear Science* (Cambridge University Press, Cambridge, England, 2001).
  - [2] Y. Kuramoto, in *Proceedings of the International Symposium on Mathematical Problems in Theoretical Physics*, edited by H. Araki (Springer-Verlag, Berlin 1975); *Chemical Oscillations, Waves, and Turbulence*, (Springer-Verlag, Berlin, 1984; Dover, New York, 2003).
  - [3] S. H. Strogatz, *Physica D* **143**, 1 (2000); J. A. Acebrón, L. L. Bonilla, C. J. P. Vicente, F. Ritort, and R. Spigler, *Rev. Mod. Phys.* **77**, 137 (2005).

- [4] H. Sakaguchi and Y. Kuramoto, Prog. Theor. Phys. **76**, 576 (1986).
- [5] H. Daido, Physica D **91**, 24 (1996).
- [6] J. D. Crawford and K. T. R. Davies, Physica D **125**, 1 (1999).
- [7] H. Chiba, arXiv:1008.0249.
- [8] H. Chiba and I. Nishikawa, Chaos **21**, 043103 (2011).
- [9] H. Daido, J. Stat. Phys. **60**, 753 (1990).
- [10] H. Daido, Prog. Theor. Phys. suppl. **99**, 288 (1989).
- [11] A. Pikovsky and S. Ruffo, Phys. Rev. E **59**, 1633 (1999).
- [12] H. Hong, H. Chaté, H. Park, and L. H. Tang, Phys. Rev. Lett. **99**, 184101 (2007).
- [13] S. Son and H. Hong, Phys. Rev. E **81**, 061125 (2010).
- [14] E. J. Hildebrand, M. A. Buice, and C. C. Chow, Phys. Rev. Lett. **98**, 054101 (2007).
- [15] M. A. Buice and C. C. Chow, Phys. Rev. E **76**, 031118 (2007).
- [16] R. Kubo, M. Toda, N. Hashitsume, *Statistical physics II: Nonequilibrium statistical mechanics* (Springer, 1985).
- [17] N. Goldenfeld, *Lectures on Phase Transitions and The Renormalization Group* (Frontiers in Physics 85, Westview Press, 1992).
- [18] H. Nishimori and G. Ortiz, *Elements of Phase Transitions and Critical Phenomena* (Oxford University Press, 2010).
- [19] C. Kittel, *Elements Statistical Physics* (John Wiley & Sons, Inc., New York, 1958).
- [20] If  $Z(t)$  rotates around the origin of the complex plane for large  $t$ ,  $w(t)$  may not be small. However, this situation is eliminated in our argument because we take the limit  $N \rightarrow \infty$ . Note that  $\hat{Z} \equiv \langle \lim_{N \rightarrow \infty} Z \rangle_t = \text{const.} \neq 0$  in the coherent regime (see p.29 in [6]).
- [21] H. Daido, Prog. Theor. Phys. **88**, 1213 (1992).
- [22] If  $Z_l(t)$  rotates around the origin of the complex plane for large  $t$ ,  $w_l(t)$  may not be small. However, this situation is eliminated in our argument because we take the limit  $N \rightarrow \infty$ . Note that  $\hat{Z}_l \equiv \langle \lim_{N \rightarrow \infty} Z_l \rangle_t = \text{const.} \neq 0$  in the coherent regime (see p.29 in [6]).
- [23] In the continuum limit of  $N$ , both  $\tilde{w}_l(t)$  and  $P_l(t)$  have continuum spectra. Therefore, Eqs. (39) and (40) are divided by  $\sqrt{T}$ .
- [24] G. Miritello, A. Pluchino, and A. Rapisarda, Europhys. Lett. **85**, 10007 (2009).