

The growth index of matter perturbations and modified gravity

Spyros Basilakos¹ & Athina Pouri^{1,2}

¹ *Academy of Athens, Research Center for Astronomy & Applied Mathematics, Soranou Efessiou 4, 11-527, Athens, Greece*

² *Faculty of Physics, Department of Astrophysics - Astronomy - Mechanics University of Athens, Panepistemiopolis, Athens 157 83*

3 June 2019

ABSTRACT

We place tight constraints on the growth index γ by using the recent growth history results of 2dFGRS, SDSS-LRG, VIMOS-VLT deep Survey (VVDS) and *WiggleZ* datasets. In particular, we investigate several parametrizations of the growth index $\gamma(z)$, by comparing their cosmological evolution using observational growth rate data at different redshifts. Utilizing a standard likelihood analysis we find that the use of the combined growth data provided by the 2dFGRS, SDSS-LRG, VVDS and *WiggleZ* galaxy surveys, puts the most stringent constraints on the value of the growth index. As an example, assuming a constant growth index we obtain that $\gamma = 0.602 \pm 0.055$ for the concordance Λ CDM expansion model. Concerning the Dvali-Gabadadze-Porrati gravity model, we find $\gamma = 0.503 \pm 0.06$ which is lower, and almost 3σ away, from the theoretically predicted value of $\gamma_{DGP} \simeq 11/16$. Finally, based on a time varying growth index we also confirm that the combined growth data disfavor the DGP gravity.

Keywords: cosmology; cosmological parameters

1 INTRODUCTION

Recent studies in observational cosmology, using all the available high quality cosmological data (Type Ia supernovae, cosmic microwave background, baryonic acoustic oscillations, etc), converge to an emerging “standard model”. This cosmological model is spatially flat with a cosmic dark sector usually formed by cold dark matter and some sort of dark energy, associated with large negative pressure, in order to explain the observed accelerating expansion of the Universe (cf. Tegmark et al. 2004; Spergel et al. 2007; Davis et al. 2007; Kowalski et al. 2008; Hicken et al. 2009; Komatsu et al. 2009; Hinshaw et al. 2009; Lima & Alcaniz 2000; Jesus & Cunha 2009; Basilakos & Plionis 2010; Komatsu et al. 2011 and references therein). Despite the mounting observational evidence on the existence of the dark energy component in the universe, its nature and fundamental origin remains an intriguing enigma challenging the very foundations of theoretical physics. Indeed, during the last decade there has been an intense theoretical debate among cosmologists regarding the nature of the exotic “dark energy”. The absence of a fundamental physical theory, concerning the mechanism inducing the cosmic acceleration, has opened a window to a plethora of alternative cosmological scenarios. Most are based either on the existence of new fields in nature (dark energy) or in some modification of Einstein’s general relativity, with the present accelerating stage appearing as a sort of geometric effect (for reviews see Copeland, Sami & Tsu-

jikawa 2006; Caldwell & Kamionkowski 2009; Amendola & Tsujikawa 2010 and references therein).

In order to test the validity of general relativity on cosmological scales, it has been proposed that measuring the so called growth index, γ , could provide an efficient way to discriminate between scalar field dark energy (hereafter DE) models which admit to general relativity and modified gravity models (cf. Ferreira & Skordis 2010 and references therein). Linder & Cahn (2007) have shown that there is only a weak dependence of γ on the equation of state parameter $w(z)$, implying that one can separate the background expansion history, $H(z)$, constrained by a large body of cosmological data (SNIa, BAO, CMB etc), from the fluctuation growth history, given by γ . In this framework, it was theoretically found that for those DE models which adhere to general relativity the growth index γ is well approximated by $\gamma \simeq \frac{3(w-1)}{6w-5}$ (see Silveira & Waga 1994; Wang & Steinhardt 1998; Linder 2004; Linder & Cahn 2007; Nesseris & Perivolaropoulos 2008; Lee & Kin-Wang 2010), which reduces to $\gamma_\Lambda \simeq 6/11$ for the traditional Λ CDM cosmology $w(z) = -1$. On the other hand, in the case of the braneworld model of Dvali, Gabadadze and Porrati (2000; hereafter DGP) the growth index becomes $\gamma_{DGP} \simeq 11/16$ (see also Linder 2004; Linder et al 2007; Gong 2008; Wei 2008; Fu, Wu & Hu 2009), while for the $f(R)$ gravity models we have $\gamma \simeq 0.41 - 0.21z$ for $\Omega_{m0} = 0.27$ (Gannouji, Moraes & Polarski 2009; Tsujikawa et al. 2009; Motohashi, Starobin-

sky & Yokoyama 2010). Indirect methods to determine γ have also been proposed (mostly using a constant γ), based either on the observed growth rate of clustering (Nesseris & Perivolaropoulos 2008; Guzzo et al. 2008; Di Porto & Amendola 2008; Gong 2008; Dosset et al. 2010; Samushia, Percival & Racanelli 2012) providing a wide range of γ values $\gamma = (0.58 - 0.67)_{-0.11}^{+0.11} {}_{-0.17}^{+0.20}$, or on massive galaxy clusters Vikhlinin et al. (2009) and Rapetti et al. (2010) with the latter study providing $\gamma = 0.42_{-0.16}^{+0.20}$, or even on the weak gravitational lensing Daniel et al. (2010). Gaztanaga et al. (2012) performed a cross-correlation analysis between probes of weak gravitational lensing and redshift space distortions and found no evidence for deviations from general relativity. With the next generation of surveys, based on *Euclid* and *BigBOSS*, we will be able to put strong constraints on γ (see for example Linder 2011; Belloso, Garcia-Bellido & Sapone 2011; Di Porto, Amendola & Branchini 2012 and references therein) and thus to test the validity of general relativity on extragalactic scales.

The scope of the present study is along the same lines, i.e., to place constraints on the growth index using a single cosmologically relevant experiment, i.e., that of the recently derived growth data of the 2dFGRS, SDSS-LRG, VVDS and *WiggleZ* galaxy surveys. Note that for the background we use two reference expansion models namely flat Λ CDM and DGP respectively. The interesting aspect of the latter scenarios is that the corresponding functional forms of the Hubble parameters are affected only by one free parameter, that of the dimensionless matter density at the present time Ω_{m0} . The structure of the article is as follows. In section 2, we briefly discuss the background cosmological equations. The theoretical elements of the growth index are presented in section 3 in which we extend the original Polarski & Gannouji (2008) method for a large family of $\gamma(z)$ parametrizations. In section 4 we briefly discuss the growth data. In section 5, we perform a likelihood analysis in order to constrain the growth index model free parameters. Finally, the main conclusions are summarized in section 6.

2 THE BACKGROUND EVOLUTION

For homogeneous and isotropic flat cosmologies, driven by non relativistic matter and an exotic fluid (DE models) with equation of state (hereafter EoS), $p_{DE} = w(a)\rho_{DE}$, the first Friedmann equation can be written as:

$$\frac{H^2(a)}{H_0^2} \equiv E^2(a) = \Omega_{m0}a^{-3} + \Omega_{DE,0}e^{3\int_a^1 d\ln y^{[1+w(y)]}}, \quad (1)$$

where $E(a)$ is the normalized Hubble flow, $a(z) = 1/(1+z)$ is the scale factor of the universe, $w(a)$ is the EoS parameter, Ω_{m0} is the dimensionless matter density at the present time and $\Omega_{DE,0} = 1 - \Omega_{m0}$ denotes the DE density parameter. Using the Friedmann equations, it is straightforward to write the EoS parameter in terms of $E(a) = H(a)/H_0$ (Saini et al. 2000; Huterer & Turner 2001)

$$w(a) = \frac{-1 - \frac{2}{3}a\frac{d\ln E}{da}}{1 - \Omega_m(a)} \quad (2)$$

where

$$\Omega_m(a) = \frac{\Omega_{m0}a^{-3}}{E^2(a)}. \quad (3)$$

Differentiating the latter and taking into account eq. (2) we obtain

$$\frac{d\Omega_m}{da} = \frac{3}{a}w(a)\Omega_m(a)[1 - \Omega_m(a)]. \quad (4)$$

Since the exact nature of the DE is unknown, the above DE EoS parameter includes our ignorance regarding the physical mechanism powering the late time cosmic acceleration. It is also worth noticing that the concordance Λ CDM cosmology is described by a DE model with $w(a) = -1$.

Interestingly, the above method can be generalized to the context of modified gravity. Indeed, instead of using the exact Hubble flow through a modification of the Friedmann equation one may consider an equivalent Hubble flow somewhat mimicking eq. (1). The ingredient here is that the accelerating expansion can be attributed to a kind of “geometrical” DE contribution. Now, due to the fact that the matter density (baryonic+dark) cannot accelerate the cosmic expansion, it is fair to utilize the following parametrization (Linder & Jenkins 2003; Linder 2004)

$$E^2(a) = \frac{H^2(a)}{H_0^2} = \Omega_{m0}a^{-3} + \Delta H^2. \quad (5)$$

It becomes clear that any modification to the Friedmann equation of general relativity is included in the last term of the above expression. Now using eqs. (2) and (5) one can derive the effective (“geometrical”) dark energy EoS parameter

$$w(a) = -1 - \frac{1}{3} \frac{d\ln \Delta H^2}{d\ln a}. \quad (6)$$

In the context of a flat DGP cosmological model the “accelerated” expansion of the universe can be explained by a modification of the gravitational interaction in which gravity itself becomes weak at very large distances (close to the Hubble scale) due to the fact that our four dimensional brane survives into an extra dimensional manifold (see Deffayet, Dvali & Cabadadze 2002 and references therein). An interesting feature of this pattern is that the corresponding functional form of the normalized Hubble function as given by eq. (5), contains only one free parameter, Ω_{m0} . The quantity ΔH^2 is given by

$$\Delta H^2 = 2\Omega_{bw} + 2\sqrt{\Omega_{bw}}\sqrt{\Omega_{m0}a^{-3} + \Omega_{bw}} \quad (7)$$

where $\Omega_{bw} = (1 - \Omega_{m0})^2/4$. From eq.(6), it is readily checked that the geometrical (effective) DE equation of state parameter reduces to

$$w(a) = -\frac{1}{1 + \Omega_m(a)}. \quad (8)$$

In this model due to its gravity nature, the effective Newton’s parameter G_{eff} is not any more the usual constant G_N but it takes the following form (Lue, Scossimarro & Starkman 2004)

$$G_{\text{eff}}(a) = G_N Q(a) \quad Q(a) = \frac{2 + 4\Omega_m^2(a)}{3 + 3\Omega_m^2(a)}. \quad (9)$$

3 THE LINEAR GROWTH RATE

For the purpose of the present study, we first discuss the basic equation which governs the evolution of the matter perturbations within the framework of any DE model (scalar or geometrical). An important ingredient in this analysis is the fact that at the sub-Hubble scales the DE component is expected to be smooth and thus one can use perturbations only on the matter component of the cosmic fluid (Dave, Caldwell & Steinhardt 2002). In particular, following the notations of Lue et al. (2004), Linder (2005), Stabenau & Jain (2006), Uzan (2007), Linder & Cahn (2007), Tsujikawa, Uddin & Tavakol (2008) and Dent, Dutta & Perivolaropoulos (2009) we can derive the well known scale independent equation of the linear matter overdensity $\delta_m \equiv \delta\rho_m/\rho_m$

$$\ddot{\delta}_m + 2H\dot{\delta}_m = 4\pi G_{\text{eff}}\rho_m\delta_m \quad (10)$$

a solution of which is $\delta_m(t) \propto D(t)$, with $D(t)$ denoting the linear growing mode (usually scaled to unity at the present time). Notice, that ρ_m is the matter density. Of course, for the scalar field DE models [$G_{\text{eff}} = G_N$, $Q(a) = 1$], the above equation reduces to the usual time evolution equation for the mass density contrast (Peebles 1993) while in the case of modified gravity models (see Lue et al. 2004; Linder 2004; Linder & Cahn 2007; Tsujikawa et al. 2008; Gannouji et al. 2009) we have $G_{\text{eff}} \neq G_N$ (or $Q(a) \neq 1$). Transforming equation (10) from t to a ($\frac{d}{dt} = H\frac{d}{d\ln a}$), we simply derive the evolution equation of the growth factor $D(a)$

$$\frac{a^2}{D} \frac{d^2 D}{da^2} + \left(3 + a \frac{d\ln E}{da}\right) \frac{a}{D} \frac{dD}{da} = \frac{3}{2} \Omega_m(a) Q(a). \quad (11)$$

We would like to remind the reader here that solving eq.(11) for the concordance Λ cosmology * , we derive the well known perturbation growth factor (see Peebles 1993)

$$D(z) = \frac{5\Omega_{m0}E(z)}{2} \int_z^{+\infty} \frac{(1+u)du}{E^3(u)}. \quad (12)$$

3.1 The evolution of the growth index

As we have mentioned in the introduction, for any type of DE, an efficient parametrization of the matter perturbations is based on the growth rate of clustering originally introduced by Peebles (1993). This is

$$f(a) = \frac{d\ln D}{d\ln a} \simeq \Omega_m^\gamma(a) \quad (13)$$

which implies

$$D(a) = \exp \left[\int_1^a \frac{\Omega_m^{\gamma(x)}(x)}{x} dx \right] \quad (14)$$

* For the usual Λ CDM cosmological model we have $w(a) = -1$, $\Omega_\Lambda(a) = 1 - \Omega_m(a)$ and $Q(a) = 1$.

where γ is the so called growth index (see Silveira & Waga 1994; Wang & Steinhardt 1998; Lue et al. 2004; Linder 2004; Linder & Cahn 2007; Nesseris & Perivolaropoulos 2008).

Combining eq.(13), eq.(11) and eq.(2), we find after some simple algebra

$$a \frac{df}{da} + f^2 + X(a)f = \frac{3}{2} \Omega_m(a) Q(a), \quad (15)$$

where

$$X(a) = \frac{1}{2} - \frac{3}{2} w(a) [1 - \Omega_m(a)]. \quad (16)$$

If we change variables in eq.(15) from a to redshift [$\frac{d}{da} = -(1+z)^{-2} \frac{d}{dz}$] and utilizing eqs.(13) (4), then we can derive the evolution equation of the growth index $\gamma = \gamma(z)$ (see also Polarski & Gannouji 2008)

$$\begin{aligned} & -(1+z)\gamma' \ln(\Omega_m) + \Omega_m^\gamma + 3w(1-\Omega_m)\left(\gamma - \frac{1}{2}\right) + \frac{1}{2} \\ & = \frac{3}{2} Q \Omega_m^{1-\gamma}, \end{aligned} \quad (17)$$

Evaluate eq.(17) at $z = 0$ we have

$$\begin{aligned} & -\gamma'(0) \ln(\Omega_{m0}) + \Omega_{m0}^{\gamma(0)} + 3w_0(1-\Omega_{m0})\left[\gamma(0) - \frac{1}{2}\right] + \frac{1}{2} \\ & = \frac{3}{2} Q_0 \Omega_{m0}^{1-\gamma(0)}, \end{aligned} \quad (18)$$

where $Q_0 = Q(z=0)$ and $w_0 = w(z=0)$.

It is interesting to mention here that the last few years there have been many theoretical speculations regarding the functional form of the growth index and indeed various candidates have been proposed in the literature. In this work, we decide to phenomenologically treat the functional form of the growth index $\gamma(z)$ as follows

$$\gamma(z) = \gamma_0 + \gamma_1 y(z). \quad (19)$$

In other words, the above equation can be viewed as a first order Taylor expansion around some cosmological quantity such as $a(z)$, z and $\Omega_m(z)$. Interestingly, for those $y(z)$ functions which satisfy $y(0) = 0$ [or $\gamma(0) = \gamma_0$] one can write the parameter γ_1 in terms of γ_0 . In this case [$\gamma'(0) = \gamma_1 y'(0)$], using eq.(18) we obtain

$$\gamma_1 = \frac{\Omega_{m0}^{\gamma_0} + 3w_0(\gamma_0 - \frac{1}{2})(1 - \Omega_{m0}) - \frac{3}{2} Q_0 \Omega_{m0}^{1-\gamma_0} + \frac{1}{2}}{y'(0) \ln \Omega_{m0}}. \quad (20)$$

In brief, we present various forms of $\gamma(z)$, $\forall z$.

- Constant growth index (hereafter Γ_0 model): Here we set γ_1 strictly equal to zero which implies $\gamma = \gamma_0$.

- Expansion around $z = 0$ (see Polarski et al. 2008; hereafter Γ_1 model): In this case we have $y(z) = z$. However, the latter parametrization is valid at relatively low redshifts $0 \leq z \leq 0.5$. In the statistical analysis presented below we use a constant γ for $z > 0.5$.

- Interpolated parametrization (hereafter Γ_2 model): Owing to the fact that the Γ_1 model is valid at low redshifts we propose to use a new formula $y(z) = ze^{-z}$ which connects smoothly low and high-redshifts ranges. The latter $y(z)$ formula can be seen as a combination of Γ_1 model with that of Dossett et al. (2010). Obviously, at large redshifts $z \gg 1$ we have $\gamma_\infty \simeq \gamma_0$.

Table 1. The growth data. The correspondence of the columns is as follows: index, redshift, observed growth rate and references. In the final column one can find various symbols of the data appearing in Fig.2.

Index	z	A_{obs}	Refs.	Symbols
1	0.17	0.510 ± 0.060	Song & Percival 2009; Percival et al. 2004	open circles
2	0.35	0.440 ± 0.050	Song & Percival 2009; Tegmark et al. 2006	open circles
3	0.55	0.750 ± 0.180	Song & Percival 2009; Guzzo et al. 2008	open circles
4	0.25	0.351 ± 0.058	Samushia et al. 2012	open triangles
5	0.37	0.460 ± 0.038	Samushia et al. 2012	open triangles
6	0.22	0.420 ± 0.070	Blake et al. 2011	solid circles
7	0.41	0.450 ± 0.040	Blake et al. 2011	solid circles
8	0.60	0.430 ± 0.040	Blake et al. 2011	solid circles
9	0.78	0.380 ± 0.040	Blake et al. 2011	solid circles

- Expansion around $a = 1$ (Wu, Yu & Fu 2009; Ishak & Dosset 2009; Belloso et al. 2011; Di Porto et al. 2012 hereafter Γ_3 model): Here we use $y(z) = 1 - a(z) = \frac{z}{1+z}$ which implies that for $z \gg 1$ we get $\gamma_\infty \simeq \gamma_0 + \gamma_1$.

- Expansion around $\Omega_m = 1$ (Wang & Steinhardt 1998 hereafter Γ_4 model): Now we parametrize $y(z)$ as follows $y(z) = 1 - \Omega_m(z)$. For the DE models with a constant EoS parameter $w(z) \equiv w_0$ one can write (γ_0, γ_1) only in terms of w_0

$$\gamma_0 = \frac{3(1-w_0)}{5-6w_0} \quad \gamma_1 = \frac{3(1-w_0)(1-3w_0/2)}{125(1-6w_0/5)^3}. \quad (21)$$

At large redshifts $\Omega_m(z) \simeq 1$ we get $\gamma_\infty \simeq \gamma_0$. Note, that the DGP cosmological model predicts $(\gamma_0, \gamma_1) \simeq (\frac{11}{16}, \frac{7}{256})$ (Linder 2004; Linder et al. 2007; Gong 2008).

From the above presentation it becomes evident that for the Γ_{1-3} parametrizations we have $y(0) = 0$ and $y'(0) = 1$, respectively. Therefore, for the case of the Λ CDM cosmology with $(\Omega_{m0}, \gamma_0) = (0.273, \frac{6}{11})$ eq.(20) provides $\gamma_1 \simeq -0.0478$, while for the case of the Γ_4 model we obtain $\gamma_1 \simeq 0.01127$ (see eq.21). In addition, based on the DGP gravity with $(\Omega_{m0}, \gamma_0) = (0.273, \frac{11}{16})$ the Γ_{1-3} models give $\gamma_1 \simeq 0.05$.

4 THE GROWTH DATA

The growth data that we will use in this work based on 2dF, SDSS and *WiggleZ* galaxy surveys, for which their combination parameter of the growth rate of structure, $f(z)$, and the redshift-dependent rms fluctuations of the linear density field, $\sigma_8(z)$, is available as a function of redshift, $f(z)\sigma_8(z)$. The $f\sigma_8 \equiv A$ estimator is almost a model-independent way of expressing the observed growth history of the universe (Song & Percival 2009). In particular, we will use:

- The 2dF (Percival et al. 2004), SDSS-LRG (Tegmark et al. 2006) and VVDS (Guzzo et al. 2008) based growth results as collected by Song & Percival (2009). This sample contains 3 entries.

- The SDSS (DR7) results (2 entries) of Samushia et al. (2012) based on spectroscopic data of ~ 106000 LRGs in the redshift bin $0.16 < z < 0.44$.

- The *WiggleZ* results of Blake et al. (2011) based on spectroscopic data of ~ 152000 galaxies in the redshift bin $0.1 < z < 0.9$. This dataset contains 4 entries.

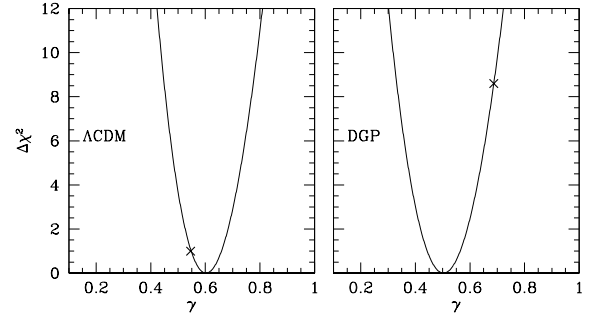


Figure 1. *Left Panel:* The variance $\Delta\chi^2 = \chi^2 - \chi_{min}^2$ around the best fit γ value for the Λ cosmology. Note that the cross corresponds to $(\gamma_\Lambda, \Delta\chi_{1\sigma}^2) = (\frac{6}{11}, 1)$. *Right Panel:* The statistical results in the case of the DGP model. The corresponding cross is $(\gamma_{DGP}, \Delta\chi_{3\sigma}^2) = (\frac{11}{16}, 9)$.

In Table 1 we list the precise numerical values of the data points with the corresponding errors bars.

5 FITTING MODELS TO THE DATA

In order to quantify the free parameters of the growth index we perform a standard χ^2 minimization procedure between $N = 9$ growth data measurements, $A_{obs} = f_{obs}(z)\sigma_{8,obs}(z)$, with the growth values predicted by the models at the corresponding redshifts, $A(\mathbf{p}, z) = f(\mathbf{p}, z)\sigma_8(\mathbf{p}, z)$ with $\sigma_8(\mathbf{p}, z) = \sigma_{8,0}D(\mathbf{p}, z)$. The vector \mathbf{p} represents the free parameters of the model and depending on the model. In particular, the essential free parameters that enter in the theoretical expectation of are: $\mathbf{p} \equiv (\gamma_0, \gamma_1, \Omega_{m0})$. The χ^2 function[†] is defined as:

$$\chi^2(z_i|\mathbf{p}) = \sum_{i=1}^N \left[\frac{A_{obs}(z_i) - A(\mathbf{p}, z_i)}{\sigma_i} \right]^2 \quad (22)$$

where σ_i is the observed growth rate uncertainty. A numerical summary of the statistical analysis for various

[†] Likelihoods are normalized to their maximum values. In the present analysis we always report 1σ uncertainties on the fitted parameters. Note that the uncertainty of the fitted parameters will be estimated, in the case of more than one such parameters, by marginalizing one with respect to the others.

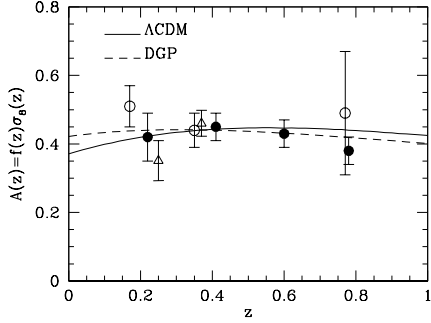


Figure 2. Comparison of the observed and theoretical evolution of the growth rate $A(z) = f(z)\sigma_8(z)$. The solid and dashed lines correspond to Λ CDM ($\gamma = 0.602$) and DGP ($\gamma = 0.503$) expansion models respectively. The different growth datasets are represented by different symbols (see Table 1 for definitions).

$\gamma(z)$ parametrizations is shown in Table 2. In general, we find that our results are in agreement, within 1σ uncertainties, with previous studies (Di Porto et al. 2008; Gong 2008; Nesseris & Perivolaropoulos; Dosset et al. 2010; Fu et al. 2009; Basilakos 2012).

5.1 Constant growth index

First of all we consider the Γ_0 parametrization ($\gamma = \gamma_0$, $\gamma_1 = 0$; see section 3.1) which implies that the corresponding statistical vector becomes: $\mathbf{p} \equiv (\gamma, 0, \Omega_{m0})$. We will restrict our present analysis to the choice $(\Omega_{m0}, \sigma_{8,0}) = (0.273, 0.811)$ provided by WMAP7 (Komatsu et al. 2011)[‡]. Note that we sample $\gamma \in [0.1, 1.3]$ in steps of 0.001.

In the upper left panel of Fig. 1 we show the variation of $\Delta\chi^2 = \chi^2(\gamma) - \chi^2_{min}(\gamma)$ around the best γ fit value for the concordance Λ cosmology. We find that the likelihood function of the growth data peaks at $\gamma = 0.602 \pm 0.055$ with $\chi^2_{min} \simeq 7.06$ for 8 degrees of freedom. Alternatively, considering the Λ CDM theoretical value of γ ($\equiv 6/11$) and minimizing with respect to Ω_{m0} we find $\Omega_{m0} = 0.243 \pm 0.034$ (see also Nesseris & Perivolaropoulos 2008) with $\chi^2_{min}/dof \simeq 7.37/8$. Our growth index results are in agreement within 1σ errors, to those of Samushia et al. (2012) who found $\gamma = 0.584 \pm 0.112$. However, our best-fit value is somewhat greater and almost 1σ ($\Delta\chi^2_{1\sigma} \simeq 1$) away, from the theoretically predicted value of $\gamma_\Lambda \simeq 6/11$ (see cross in the left panel of Fig. 1). It is interesting to mention here that such a small discrepancy between the theoretical Λ CDM and observationally fitted value of γ has also been found by other authors. For example, Di Porto et al. (2008) obtained $\gamma = 0.60^{+0.40}_{-0.30}$, Gong (2008) measured $\gamma = 0.64^{+0.17}_{-0.15}$ while Nesseris & Perivolaropoulos (2008) found $\gamma = 0.67^{+0.20}_{-0.17}$. Recently, Basilakos (2012) using a similar analysis shows that $\gamma = 0.616^{+0.088}_{-0.083}$.

Concerning the DGP model (see the right panel of Fig. 1) the best fit parameter is $\gamma = 0.503 \pm 0.06$ with

$\chi^2_{min}/dof \simeq 5.30/8$. If we fix the value of γ ($\equiv 11/16$) to that predicted by the DGP model we find a rather large value of the dimensionless matter density at the present time, $\Omega_{m0} = 0.380 \pm 0.042$ with $\chi^2_{min}/dof \simeq 5.38/8$. It becomes clear that the best-fit γ value is much lower and almost 3σ ($\Delta\chi^2_{3\sigma} \simeq 9$) away, from $\gamma_{DGP} \simeq 11/16$ (see cross in the right panel of Fig. 1) implying that the growth data disfavor the DGP gravity. We would like to stress here that the above observational DGP constraints are in excellent agreement with previous studies. Indeed, Wei (2008) found $\gamma = 0.438^{+0.126}_{-0.111}$. Also Gong (2008) and Dosset et al. (2010) obtained $\gamma = 0.55^{+0.14}_{-0.13}$ and $\gamma = 0.483^{+0.113}_{-0.088}$ respectively. In Fig. 2, we plot the measured $A_{obs}(z)$ with the estimated growth rate function, $A(z) = f(z)\sigma_8(z)$ [see Λ CDM - solid line and DGP - dashed line].

The goal from the above discussion is to give the reader the opportunity to appreciate the relative strength and precision of the different methods used in order to constrain the growth index. It becomes evident that with the combined high-precision $f\sigma_8$ growth rate data of Song & Percival (2009), Samushia et al. (2012) and Blake et al. (2011) we have achieved to place quite stringent constraints on γ .

5.2 The Γ_{1-4} parametrizations

After we have presented the simplest version of the growth index, it seems appropriate to discuss the observational constraints on the time varying growth index, $\gamma(z)$. Following the considerations exposed in section 3.1, hereafter we will set $\mathbf{p} = (\gamma_0, \gamma_1, 0.273)$ in equation (22). In Fig. 3 (Λ CDM model) and Fig. 4 (DGP model) we present the results of our statistical analysis for the Γ_1 (upper left panel), Γ_2 (upper right panel), Γ_3 (bottom left panel) and Γ_4 (bottom right panel) parametrizations in the (γ_0, γ_1) plane in which the corresponding contours are plotted for 1σ , 2σ and 3σ confidence levels. Notice, that we sample $\gamma_0 \in [0.1, 1.3]$ and $\gamma_1 \in [-2.2, 2.2]$ in steps of 0.001. The theoretical (γ_0, γ_1) values (see section 3.1) in the Λ CDM and DGP expansion models indicated by the crosses. Overall, we find that the predicted Λ CDM (γ_0, γ_1) solutions of the Γ_{1-4} parametrizations remain close to the 1σ borders ($\Delta\chi^2_{1\sigma} \simeq 2.30$; see crosses in Fig.3). Regarding the DGP model (see Fig.4) we would like to stress that the predicted (γ_0, γ_1) values approach the 3σ borders ($\Delta\chi^2_{3\sigma} \simeq 11.81$; see crosses on Fig.4) of the $\gamma_0 - \gamma_1$ contours. Obviously, this is a clear indication that the current growth data can not accommodate the DGP gravity model.

Below we briefly discuss the main statistical results: (a) Γ_1 parametrization: For the usual Λ cosmology the likelihood function peaks at $\gamma_0 = 0.688^{+0.086}_{-0.081}$ and $\gamma_1 = -0.322 \pm 0.28$ with $\chi^2_{min}/dof \simeq 6.43/7$, while in the case of the DGP gravity we obtain $\gamma_0 = 0.55^{+0.093}_{-0.089}$ and $\gamma_1 = -0.158 \pm 0.270$ with $\chi^2_{min}/dof \simeq 5.09/7$. Interestingly, the use of the combined growth data provides a significant improvement in the derived (γ_0, γ_1) constraints with respect to the previous studies (Di Porto et al. 2008; Gong 2008; Nesseris & Perivolaropoulos 2008; Dosset et al. 2010; Fu et al. 2009).

[‡] For the DGP model Gong (2008) found $\Omega_{m0} = 0.278$.

Table 2. Statistical results for the combined growth data (see Table 1): The 1st column indicates the expansion model, the 2nd column corresponds to $\gamma(z)$ parametrizations appearing in section 3.1. 3rd and 4th columns show the γ_0 and γ_1 best values. The remaining column presents the reduced χ^2_{min} .

Expansion Model	Parametrization Model	γ_0	γ_1	χ^2_{min}/dof
Λ CDM	Γ_0	0.602 ± 0.055	0	7.06/8
	Γ_1	$0.688^{+0.086}_{-0.081}$	-0.322 ± 0.28	6.43/7
	Γ_2	$0.347^{+0.081}_{-0.080}$	1.0 ± 0.31	5.05/7
	Γ_3	$0.484^{+0.084}_{-0.080}$	1.246 ± 0.74	4.96/7
DGP	Γ_0	0.602 ± 0.055	0	7.06/8
	Γ_1	$0.550^{+0.093}_{-0.089}$	-0.158 ± 0.270	5.09/7
	Γ_2	$0.410^{+0.094}_{-0.090}$	0.326 ± 0.30	4.94/7
	Γ_3	$0.460^{+0.091}_{-0.088}$	$0.552^{+0.648}_{-0.883}$	6.43/7

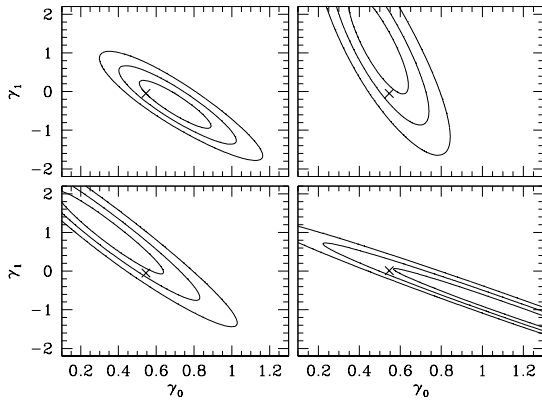


Figure 3. The Λ CDM expansion model: Likelihood contours (for $\Delta\chi^2 = -2\ln\mathcal{L}/\mathcal{L}_{max}$ equal to 2.30, 6.16 and 11.81, corresponding to 1σ , 2σ and 3σ confidence levels) in the (γ_0, γ_1) . The upper left and right panels show the results based on the Γ_{1-2} parametrizations. In the bottom left and right panels we present the contours of the Γ_{3-4} parametrizations (for more details see section 3.1). We also include the theoretical Λ CDM (γ_0, γ_1) values given in section 3.1.

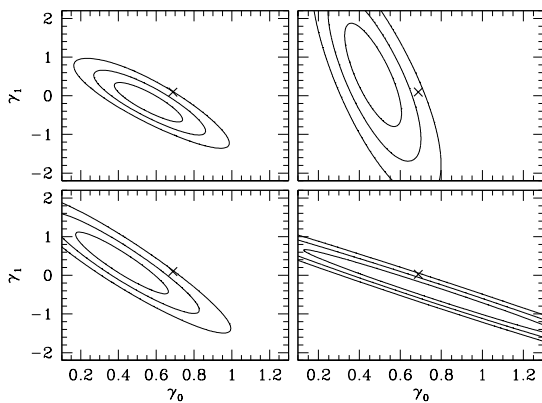


Figure 4. The Likelihood contours for the DGP expansion model (for more definitions see caption of figure 3). Here the crosses correspond to the theoretical DGP (γ_0, γ_1) pair provided in section 3.1.

Such an improvement is to be expected because the *WiggleZ* and the SDSS-DR7 surveys measure $f(z)\sigma_8(z)$ to within 8 – 17% (Blake et al. 2011; Samushia et al. 2012) in every redshift bin, in contrast to the old growth rate data (Song & Percival 2009) in which the corresponding accuracy lies in the interval 12 – 37%.

(b) Now we concentrate on the Γ_2 and Γ_3 parametrizations: We find that within 1σ errors we can put some constraints on the free parameters. In particular, the best fit values are: (i) Λ CDM: for Γ_2 we have $\gamma_0 = 0.347^{+0.084}_{-0.080}$, $\gamma_1 = 1.0 \pm 0.31$ ($\chi^2_{min}/dof \simeq 5.05/7$) while for Γ_3 we get $\gamma_0 = 0.484^{+0.084}_{-0.080}$, $\gamma_1 = 1.246 \pm 0.74$ ($\chi^2_{min}/dof \simeq 4.96/7$) and (ii) DGP: in the case of Γ_2 model we obtain $\gamma_0 = 0.410^{+0.094}_{-0.090}$, $\gamma_1 = 0.326 \pm 0.30$ and for Γ_3 we find $\gamma_0 = 0.46^{+0.091}_{-0.088}$, $\gamma_1 = 0.552^{+0.648}_{-0.883}$. In both cases the reduced χ^2_{min} is $\simeq 4.9/7$.

(c) Γ_4 parametrization: In this case the γ_0 is strongly degenerate with γ_1 (see bottom left panels in Figs.3,4). Indeed, we can provide the following $\gamma_1 - \gamma_0$ relations:

$$\gamma_1 = \begin{cases} 1.134(\pm 0.005) - 1.879(\pm 0.006)\gamma_0 & \Lambda\text{CDM} \\ 0.887(\pm 0.005) - 1.749(\pm 0.006)\gamma_0 & \text{DGP} \end{cases} \quad (23)$$

Finally, as we have already mentioned in Table 2, one may see a more compact presentation of our statistical results.

6 CONCLUSIONS

It is well known that the so called growth index γ plays a key role in cosmological studies because it can be used as a useful tool in order to test Einstein’s general relativity on cosmological scales. We have utilized the recent growth rate data provided by the 2dFGRS, SDSS-LRG, VVDS and *WiggleZ* galaxy surveys, in order to constrain the growth index. Performing a likelihood analysis for various $\gamma(z)$ parametrizations, we argue that the use of the above combined growth data places the most stringent constraints on the value of the growth index. Overall, considering a Λ CDM expansion model we find that the observed growth index is in agreement, within 1σ errors, with the theoretically predicted value of $\gamma_\Lambda \simeq 6/11$. In contrast, for the DGP expansion model we find that the measured growth index is almost 3σ away from the corresponding theoretical value $\gamma_{DGP} \simeq 11/16$ which implies that the present growth data can not accommodate the DGP gravity model.

REFERENCES

- Amendola L., & Tsujikawa S., 2010, book: "Dark Energy Theory and Observations", Cambridge University Press, Cambridge UK
- Basilakos S., 2012, arXiv:1202.1637
- Basilakos S., & Plionis M., 2010, ApJL, 714, 185
- Belloso A. B., Garcia-Bellido J., & Sapone D., 2011, JCAP, 1110, 010
- Blake C. et al., 2011, MNRAS, 415, 2876
- Caldwell R., & Kamionkowski M., 2009, Ann.Rev.Nucl.Part.Sci., 59, 397
- Copeland E. J., Sami M., & Tsujikawa S., 2006, Intern. Journal of Modern Physics D, 15, 1753
- Daniel S. F., et al., 2010, Phys. Rev. D., 81, 123508
- Dave R., Caldwell R. R., & Steinhardt P. J., 2002, Phys. Rev. D., 66, 023516
- Davis T. M. et al., 2007, ApJ, 666, 716
- Deffayet C., Dvali G., & Cabadadze G., 2002, Phys. Rev. D., 65, 044023
- Dent J. B., Dutta S., & Perivolaropoulos L., 2009, Phys. Rev. D., 80, 023514
- Di Porto C., & L. Amendola, 2008, Phys. Rev. D., 77, 083508
- Di Porto C., Amendola L., & Branchini E., 2012, MNRAS, 419, 985
- Dosset J., et al., 2010, JCAP, 1004, 022
- Dvali G., Gabadadze G., & Porrati M., 2000, Phys. Lett. B., 485, 208
- Ferreira P. D., & Skordis C., 2010, Phys. Rev. D., 81, 104020
- Fu X.-y, Wu P.-x, & Hu.-w, 2009, Phys. Lett. B., 677, 12
- Gannouji R., Moraes B., & Polarski D., 2009, JCAP, 62, 034
- Gaztanaga E., et al., 2012, arXiv:1109.4852v3
- Gong Y., 2008, Phys. Rev. D., 78, 123010
- Guzzo L. et al., 2008, Nature, 451, 541
- Hicken M. et al., 2009, ApJ, 700, 1097
- Hinshaw G. et al., 2009, ApJ, 180, 225
- Huterer D., & Turner M. S., 2001, Phys. Rev. D., 64, 123527
- Ishak M., & Dosset J., 2009, Phys. Rev. D., 80, 043004
- Jesus J. F., & Cunha J. V., 2009, ApJL, 690, L85
- Komatsu E. et al., 2009, ApJ, 180, 330
- Komatsu E. et al., 2011, Astrophys. J. Suplem., 192, 18
- Kowalski M. et al., 2008, ApJ, 686, 749
- Lima J. A. S., & Alcaniz J. S., 2000, MNRAS, 317, 893
- Linder E. V., 2004, Phys. Rev. D., 70, 023511
- Linder E. V., 2005, Phys. Rev. D., 72, 043529
- Linder E. V., 2011, Phil. Trans. Roy. Soc. A, 369, 4985, arXiv:1103.0282v1
- Linder E. V & Jenkins A., 2003 MNRAS, 346, 573
- Linder E. V., & Cahn R. N., 2007, Astrop. Phys., 28, 481
- Lee S., & Kin-Wang N., 2010, Phys. Lett. B., 688, 1
- Lue A., Scossimarro R., & Starkman G. D., 2004, Phys. Rev. D., 69, 124015
- Motohashi H, Starobinsky A. A., & Yokoyama J., 2010, Progress of Theoretical Physics, 123, 887, arXiv:1002.1141
- Nesseris S., & Perivolaropoulos L., 2008, Phys. Rev. D., 77, 023504
- Peebles P. J. E., 1993 "Principles of Physical Cosmology", Princeton University Press, Princeton New Jersey
- Percival W. J., et al., 2004, MNRAS, 353, 1201
- Polarski D., & Gannouji R., 2008, Phys. Lett. B, 660, 439
- Rapetti D., Allen S. W., Mantz A., & Ebeling H., 2010, MNRAS, 406, 179
- Saini T. D., Raychaudhury S., Sahni V., & Starobinsky A. A., 2000, Phys. Rev. Lett., 85, 1162
- Samushia L., Percival W. J., & Raccanelli A., 2012, arXiv:1102.1014
- Silveira V., & Waga I., 1994, Phys. Rev. D., 64, 4890
- Song Y.-S., & Percival W.J., 2009, JCAP, 10, 4
- Spergel D. N. et al., 2007, ApJ, 170, 377
- Stabenau F. H., & Jain B., 2006, Phys. Rev. D., 74, 084007
- Tegmark M. et al., 2004, ApJ, 606, 702
- Tegmark M. et al., 2006, Phys. Rev. D., 74, 123507
- Tsujikawa S., Uddin K., & Tavakol R., 2008, Phys. Rev. D., 77, 043007
- Tsujikawa S., Gannouji R., Moraes B., Polarski D., 2009, Phys. Rev. D., 80, 084044
- Uzan P. J., 2007, Gen. Rel. Grav., 39, 307
- Vikhlinin A. et al. 2009, ApJ, 692, 1060
- Wang L., & Steinhardt J. P., 1998, ApJ, 508, 483
- Wei H., 2008, Phys. Lett. B., 664, 1
- Wu P., Yu H., & Fu X., 2009, JCAP, 0906, 019