

Evidence for CP Violation in the Decay $D^+ \rightarrow K_S^0 \pi^+$

B. R. Ko,²⁰ E. Won,^{20,*} I. Adachi,⁸ H. Aihara,⁵¹ D. M. Asner,³⁹ V. Aulchenko,¹ T. Aushev,¹⁵ T. Aziz,⁴⁶
A. M. Bakich,⁴⁵ K. Belous,¹⁴ V. Bhardwaj,³⁰ B. Bhuyan,¹⁰ M. Bischofberger,³⁰ A. Bondar,¹ G. Bonvicini,⁵⁶
A. Bozek,³⁴ M. Bračko,^{25,16} T. E. Browder,⁷ M.-C. Chang,⁴ A. Chen,³¹ P. Chen,³³ B. G. Cheon,⁶ K. Chilikin,¹⁵
I.-S. Cho,⁵⁸ K. Cho,¹⁹ Y. Choi,⁴⁴ Z. Doležal,² Z. Drásal,² S. Eidelman,¹ J. E. Fast,³⁹ V. Gaur,⁴⁶ N. Gabyshev,¹
A. Garmash,¹ Y. M. Goh,⁶ B. Golob,^{23,16} J. Haba,⁸ K. Hayasaka,²⁹ H. Hayashii,³⁰ Y. Horii,²⁹ Y. Hoshi,⁴⁹
W.-S. Hou,³³ Y. B. Hsiung,³³ H. J. Hyun,²¹ T. Iijima,^{29,28} A. Ishikawa,⁵⁰ R. Itoh,⁸ M. Iwabuchi,⁵⁸ Y. Iwasaki,⁸
T. Iwashita,³⁰ T. Julius,²⁷ J. H. Kang,⁵⁸ T. Kawasaki,³⁶ C. Kiesling,²⁶ H. O. Kim,²¹ J. B. Kim,²⁰ K. T. Kim,²⁰
M. J. Kim,²¹ Y. J. Kim,¹⁹ K. Kinoshita,³ S. Koblitz,²⁶ P. Kodyš,² S. Korpar,^{25,16} P. Križan,^{23,16} P. Krokovny,¹
T. Kuhr,¹⁸ A. Kuzmin,¹ Y.-J. Kwon,⁵⁸ J. S. Lange,⁵ S.-H. Lee,²⁰ J. Li,⁴³ Y. Li,⁵⁵ J. Libby,¹¹ C.-L. Lim,⁵⁸ C. Liu,⁴²
Y. Liu,³ Z. Q. Liu,¹² D. Liventsev,¹⁵ R. Louvot,²² D. Matvienko,¹ Y. Miyazaki,²⁸ R. Mizuk,¹⁵ G. B. Mohanty,⁴⁶
A. Moll,^{26,47} T. Mori,²⁸ N. Muramatsu,⁴⁰ Y. Nagasaka,⁹ E. Nakano,³⁸ M. Nakao,⁸ H. Nakazawa,³¹ Z. Natkaniec,³⁴
S. Nishida,⁸ K. Nishimura,⁷ O. Nitoh,⁵⁴ S. Ogawa,⁴⁸ T. Ohshima,²⁸ S. Okuno,¹⁷ S. L. Olsen,^{43,7} Y. Onuki,⁵¹
W. Ostrowicz,³⁴ P. Pakhlov,¹⁵ G. Pakhlova,¹⁵ C. W. Park,⁴⁴ H. K. Park,²¹ K. S. Park,⁴⁴ T. K. Pedlar,²⁴
R. Pestotnik,¹⁶ M. Petrič,¹⁶ L. E. Piilonen,⁵⁵ A. Poluektov,¹ M. Ritter,²⁶ M. Röhrken,¹⁸ S. Ryu,⁴³ H. Sahoo,⁷
K. Sakai,⁸ Y. Sakai,⁸ T. Sanuki,⁵⁰ Y. Sato,⁵⁰ O. Schneider,²² C. Schwanda,¹³ A. J. Schwartz,³ R. Seidl,⁴¹
K. Senyo,⁵⁷ M. E. Seviar,²⁷ M. Shapkin,¹⁴ V. Shebalin,¹ C. P. Shen,²⁸ T.-A. Shibata,⁵² J.-G. Shiu,³³
B. Shwartz,¹ A. Sibidanov,⁴⁵ F. Simon,^{26,47} P. Smerkol,¹⁶ Y.-S. Sohn,⁵⁸ A. Sokolov,¹⁴ E. Solovieva,¹⁵
S. Stanič,³⁷ M. Starič,¹⁶ T. Sumiyoshi,⁵³ S. Tanaka,⁸ G. Tatishvili,³⁹ Y. Teramoto,³⁸ K. Trabelsi,⁸
T. Tsuboyama,⁸ M. Uchida,⁵² S. Uehara,⁸ Y. Unno,⁶ S. Uno,⁸ G. Varner,⁷ K. E. Varvell,⁴⁵ A. Vinokurova,¹
V. Vorobyev,¹ C. H. Wang,³² P. Wang,¹² X. L. Wang,¹² M. Watanabe,³⁶ Y. Watanabe,¹⁷ H. Yamamoto,⁵⁰
Y. Yamashita,³⁵ C. Z. Yuan,¹² C. C. Zhang,¹² Z. P. Zhang,⁴² V. Zhilich,¹ V. Zhulanov,¹ and A. Zupanc¹⁸

(The Belle Collaboration)

¹*Budker Institute of Nuclear Physics SB RAS and Novosibirsk State University, Novosibirsk 630090*

²*Faculty of Mathematics and Physics, Charles University, Prague*

³*University of Cincinnati, Cincinnati, Ohio 45221*

⁴*Department of Physics, Fu Jen Catholic University, Taipei*

⁵*Justus-Liebig-Universität Gießen, Gießen*

⁶*Hanyang University, Seoul*

⁷*University of Hawaii, Honolulu, Hawaii 96822*

⁸*High Energy Accelerator Research Organization (KEK), Tsukuba*

⁹*Hiroshima Institute of Technology, Hiroshima*

¹⁰*Indian Institute of Technology Guwahati, Guwahati*

¹¹*Indian Institute of Technology Madras, Madras*

¹²*Institute of High Energy Physics, Chinese Academy of Sciences, Beijing*

¹³*Institute of High Energy Physics, Vienna*

¹⁴*Institute of High Energy Physics, Protvino*

¹⁵*Institute for Theoretical and Experimental Physics, Moscow*

¹⁶*J. Stefan Institute, Ljubljana*

¹⁷*Kanagawa University, Yokohama*

¹⁸*Institut für Experimentelle Kernphysik, Karlsruher Institut für Technologie, Karlsruhe*

¹⁹*Korea Institute of Science and Technology Information, Daejeon*

²⁰*Korea University, Seoul*

²¹*Kyungpook National University, Taegu*

²²*École Polytechnique Fédérale de Lausanne (EPFL), Lausanne*

²³*Faculty of Mathematics and Physics, University of Ljubljana, Ljubljana*

²⁴*Luther College, Decorah, Iowa 52101*

²⁵*University of Maribor, Maribor*

²⁶*Max-Planck-Institut für Physik, München*

²⁷*University of Melbourne, School of Physics, Victoria 3010*

²⁸*Graduate School of Science, Nagoya University, Nagoya*

²⁹*Kobayashi-Maskawa Institute, Nagoya University, Nagoya*

³⁰*Nara Women's University, Nara*

- ³¹National Central University, Chung-li
³²National United University, Miao Li
³³Department of Physics, National Taiwan University, Taipei
³⁴H. Niewodniczanski Institute of Nuclear Physics, Krakow
³⁵Nippon Dental University, Niigata
³⁶Niigata University, Niigata
³⁷University of Nova Gorica, Nova Gorica
³⁸Osaka City University, Osaka
³⁹Pacific Northwest National Laboratory, Richland, Washington 99352
⁴⁰Research Center for Nuclear Physics, Osaka University, Osaka
⁴¹RIKEN BNL Research Center, Upton, New York 11973
⁴²University of Science and Technology of China, Hefei
⁴³Seoul National University, Seoul
⁴⁴Sungkyunkwan University, Suwon
⁴⁵School of Physics, University of Sydney, NSW 2006
⁴⁶Tata Institute of Fundamental Research, Mumbai
⁴⁷Excellence Cluster Universe, Technische Universität München, Garching
⁴⁸Toho University, Funabashi
⁴⁹Tohoku Gakuin University, Tagajo
⁵⁰Tohoku University, Sendai
⁵¹Department of Physics, University of Tokyo, Tokyo
⁵²Tokyo Institute of Technology, Tokyo
⁵³Tokyo Metropolitan University, Tokyo
⁵⁴Tokyo University of Agriculture and Technology, Tokyo
⁵⁵CNP, Virginia Polytechnic Institute and State University, Blacksburg, Virginia 24061
⁵⁶Wayne State University, Detroit, Michigan 48202
⁵⁷Yamagata University, Yamagata
⁵⁸Yonsei University, Seoul

We observe evidence for CP violation in the decay $D^+ \rightarrow K_S^0 \pi^+$ using a data sample with an integrated luminosity of 977 fb^{-1} collected by the Belle detector at the KEKB e^+e^- asymmetric-energy collider. The CP asymmetry in the decay is measured to be $(-0.363 \pm 0.094 \pm 0.067)\%$, which is 3.2 standard deviations away from zero, and is consistent with the expected CP violation due to the neutral kaon in the final state.

PACS numbers: 11.30.Er, 13.25.Ft, 14.40.Lb

In the standard model (SM), violation of the combined charge-conjugation and parity symmetries (CP) arises from a nonvanishing irreducible phase in the Cabibbo-Kobayashi-Maskawa flavor-mixing matrix [1]. In the SM, CP violation in the charm sector is expected to be very small, $\mathcal{O}(0.1\%)$ or below [2]. Since the discovery of the J/ψ [3] and the subsequent discovery of open charm particles [4], CP violation in charmed particle decays has been searched for extensively and only recently became experimentally accessible. To date, after the FOCUS [5], CLEO [6], Belle [7], and BaBar [8] measurements, the world average of the CP asymmetry in the decay $D^+ \rightarrow K_S^0 \pi^+$ [9] is $(-0.54 \pm 0.14)\%$, which is the first evidence of CP violation in charmed particles. However, it should be noted that the observed asymmetry is consistent with that expected due to the neutral kaon in the final state and is not ascribed to the charm sector. Recently, LHCb reported $\Delta A_{CP} = (-0.82 \pm 0.21 \pm 0.11)\%$, where ΔA_{CP} is the CP asymmetry difference between $D^0 \rightarrow K^+ K^-$ and $D^0 \rightarrow \pi^+ \pi^-$ decays [10]. This is the first evidence of non-zero ΔA_{CP} in charmed particle decays from a single experiment.

In this Letter we report the first evidence for CP vio-

lation in charmed meson decays from a single experiment and in a single decay mode, $D^+ \rightarrow K_S^0 \pi^+$, where K_S^0 decays to $\pi^+ \pi^-$. The CP asymmetry in the decay, A_{CP} , is defined as

$$\begin{aligned} A_{CP}^{D^+ \rightarrow K_S^0 \pi^+} &\equiv \frac{\Gamma(D^+ \rightarrow K_S^0 \pi^+) - \Gamma(D^- \rightarrow K_S^0 \pi^-)}{\Gamma(D^+ \rightarrow K_S^0 \pi^+) + \Gamma(D^- \rightarrow K_S^0 \pi^-)} \\ &= A_{CP}^{\Delta C} + A_{CP}^{\bar{K}^0}, \end{aligned} \quad (1)$$

where Γ is the partial decay width, and $A_{CP}^{\Delta C}$ and $A_{CP}^{\bar{K}^0}$ [11] denote CP asymmetries in the charm decay (ΔC) and in $K^0 - \bar{K}^0$ mixing in the SM [12, 13], respectively. The observed $K_S^0 \pi^+$ final state is a coherent sum of amplitudes for $D^+ \rightarrow \bar{K}^0 \pi^+$ and $D^+ \rightarrow K^0 \pi^+$ decays where the former is Cabibbo-favored (CF) and the latter is doubly Cabibbo-suppressed (DCS). In the absence of direct CP violation in CF and DCS decays (as expected within the SM), the CP asymmetry in $D^+ \rightarrow K_S^0 \pi^+$ decay within the SM is $A_{CP}^{\bar{K}^0}$, which is measured to be $(-0.332 \pm 0.006)\%$ [14] from K_L^0 semileptonic decays [15]. On the other hand, if processes beyond the SM contain additional weak phases other than the one in the Kobayashi-Maskawa ansatz [1], interference between CF

and DCS decays could generate an $\mathcal{O}(1\%)$ direct CP asymmetry in the decay $D^+ \rightarrow K_S^0 \pi^+$ [13]. Thus, observation of A_{CP} inconsistent with $A_{CP}^{\bar{K}^0}$ in $D^+ \rightarrow K_S^0 \pi^+$ decay would be strong evidence for processes involving new physics [13, 16].

We determine $A_{CP}^{D^+ \rightarrow K_S^0 \pi^+}$ by measuring the asymmetry in the signal yield

$$A_{\text{rec}}^{D^+ \rightarrow K_S^0 \pi^+} = \frac{N_{\text{rec}}^{D^+ \rightarrow K_S^0 \pi^+} - N_{\text{rec}}^{D^- \rightarrow K_S^0 \pi^-}}{N_{\text{rec}}^{D^+ \rightarrow K_S^0 \pi^+} + N_{\text{rec}}^{D^- \rightarrow K_S^0 \pi^-}}, \quad (2)$$

where N_{rec} is the number of reconstructed decays. The asymmetry in Eq. (2) includes the forward-backward asymmetry (A_{FB}) due to γ^*-Z^0 interference and higher order QED effects in $e^+e^- \rightarrow c\bar{c}$ [17], and the detection efficiency asymmetry between π^+ and π^- ($A_\epsilon^{\pi^+}$) as well as A_{CP} . In addition, Ref. [18] calculated another source denoted $A_{\mathcal{D}}$ due to the differences in interactions of \bar{K}^0 and K^0 mesons with the material of the detector. (The existence of this effect was pointed out in Ref. [7].) Since we reconstruct the K_S^0 with $\pi^+\pi^-$ combinations, the $\pi^+\pi^-$ detection asymmetry cancels out for K_S^0 . The asymmetry of Eq. (2) can be written as

$$A_{\text{rec}}^{D^+ \rightarrow K_S^0 \pi^+} = A_{CP}^{D^+ \rightarrow K_S^0 \pi^+} + A_{FB}^{D^+}(\cos \theta_{D^+}^{\text{CMS}}) + A_\epsilon^{\pi^+}(p_{T\pi^+}^{\text{lab}}, \cos \theta_{\pi^+}^{\text{lab}}) + A_{\mathcal{D}}(p_{K_S^0}^{\text{lab}}) \quad (3)$$

by neglecting the terms involving the product of asymmetries. In Eq. (3), A_{CP} is independent of all kinematic variables other than K_S^0 decay time due to the K_S^0 in the final state [19], $A_{FB}^{D^+}$ is an odd function of the cosine of the polar angle of the D^+ momentum in the center-of-mass system (CMS), $A_\epsilon^{\pi^+}$ depends on the transverse momentum and the polar angle of the π^+ in the laboratory frame (lab), and $A_{\mathcal{D}}$ is a function of the momentum of the K_S^0 in the lab. To correct for $A_\epsilon^{\pi^+}$ in Eq. (3), we use $D^+ \rightarrow K^-\pi^+\pi^+$ and $D^0 \rightarrow K^-\pi^+\pi^0$ decays, and assume the same A_{FB} for D^+ and D^0 mesons. Since these are CF decays for which the direct CP asymmetry is expected to be negligible, in analogy to Eq. (3), $A_{\text{rec}}^{D^+ \rightarrow K^-\pi^+\pi^+}$ and $A_{\text{rec}}^{D^0 \rightarrow K^-\pi^+\pi^0}$ include A_{FB} , $A_\epsilon^{K^-}$, and $A_\epsilon^{\pi^+}$. Thus with the additional $A_\epsilon^{\pi^+}$ term in $A_{\text{rec}}^{D^+ \rightarrow K^-\pi^+\pi^+}$, one can measure $A_\epsilon^{\pi^+}$ by subtracting $A_{\text{rec}}^{D^0 \rightarrow K^-\pi^+\pi^0}$ from $A_{\text{rec}}^{D^+ \rightarrow K^-\pi^+\pi^+}$. We obtain $A_{\mathcal{D}}$ according to Ref. [18]. Using $A_{\text{rec}}^{D^+ \rightarrow K_S^0 \pi^+_{\text{corr}}}$ shown in Eq. (4), which is $A_{\text{rec}}^{D^+ \rightarrow K_S^0 \pi^+}$ after the $A_\epsilon^{\pi^+}$ and $A_{\mathcal{D}}$ corrections,

$$A_{\text{rec}}^{D^+ \rightarrow K_S^0 \pi^+_{\text{corr}}} = A_{CP}^{D^+ \rightarrow K_S^0 \pi^+} + A_{FB}^{D^+}(\cos \theta_{D^+}^{\text{CMS}}), \quad (4)$$

we extract A_{CP} and A_{FB} using

$$A_{CP}^{D^+ \rightarrow K_S^0 \pi^+} = [A_{\text{rec}}^{D^+ \rightarrow K_S^0 \pi^+_{\text{corr}}} (+ \cos \theta_{D^+}^{\text{CMS}}) + A_{\text{rec}}^{D^+ \rightarrow K_S^0 \pi^+_{\text{corr}}} (- \cos \theta_{D^+}^{\text{CMS}})]/2, \quad (5a)$$

$$A_{FB}^{D^+} = [A_{\text{rec}}^{D^+ \rightarrow K_S^0 \pi^+_{\text{corr}}} (+ \cos \theta_{D^+}^{\text{CMS}}) - A_{\text{rec}}^{D^+ \rightarrow K_S^0 \pi^+_{\text{corr}}} (- \cos \theta_{D^+}^{\text{CMS}})]/2. \quad (5b)$$

Note that extracting A_{CP} in Eq. (4) is crucial in Belle due to the asymmetric detector acceptance in $\cos \theta_{D^+}^{\text{CMS}}$.

The data used in this analysis were recorded at the $\Upsilon(nS)$ resonances ($n = 1, 2, 3, 4, 5$) or near the $\Upsilon(4S)$ resonance with the Belle detector [20] at the e^+e^- asymmetric-energy collider KEKB [21]. The data sample corresponds to an integrated luminosity of 977 fb^{-1} .

We apply the same charged track selection criteria that were used in Ref. [22] without requiring associated hits in the silicon vertex detector [23]. We use the standard Belle charged kaon and pion identification [22]. We form K_S^0 candidates from $\pi^+\pi^-$ pairs, fitted to a common vertex and requiring the invariant mass of the pair $M(\pi^+\pi^-)$ to be within $[0.4826, 0.5126] \text{ GeV}/c^2$, regardless of whether the candidate satisfies the standard K_S^0 requirements [22]. (We refer to the K_S^0 candidates not satisfying the standard criteria as ‘‘loose K_S^0 ’’.) The K_S^0 and π^+ candidates are combined to form a D^+ candidate by fitting them to a common vertex and the D^+ candidate is fitted to the e^+e^- interaction point to give the production vertex. To remove combinatorial background as well as D^+ mesons, which are produced in possibly CP violating B meson decays, we require the D^+ meson momentum calculated in the CMS ($p_{D^+}^*$) to be greater than 2.5 and 3.0 $\text{ GeV}/c$ for the data taken at the $\Upsilon(4S)$ and $\Upsilon(5S)$ resonances, respectively. For the data taken below $\Upsilon(4S)$, which is free of B mesons, we apply the requirement $p_{D^+}^* > 2.0 \text{ GeV}/c$. In addition to the selections described above, we further optimize the signal sensitivity with four variables: the χ^2 of the D^+ decay and production vertex fits (χ_D^2 and χ_P^2), the transverse momentum of the π^+ ($p_{T\pi^+}$), and the angle between the D^+ momentum vector, as reconstructed from the daughters, and the vector joining the D^+ production and decay vertices (ξ) [24]. An optimization is performed by maximizing $\mathcal{N}_S/\sqrt{\mathcal{N}_S + \mathcal{N}_B}$ with the four variables varied simultaneously [25], where $\mathcal{N}_S + \mathcal{N}_B$ and \mathcal{N}_B are the yields in the $K_S^0 \pi^+$ invariant mass signal ($[1.855, 1.885] \text{ GeV}/c^2$) and sideband ($[1.825, 1.840]$ and $[1.900, 1.915] \text{ GeV}/c^2$) regions, respectively. The optimal set of (χ_D^2 , χ_P^2 , $p_{T\pi^+}$, ξ) requirements are found to be (<100 , <10 , $>0.50 \text{ GeV}/c$, $<160^\circ$), (<100 , <10 , $>0.45 \text{ GeV}/c$, $<170^\circ$), and (<100 , <10 , $>0.40 \text{ GeV}/c$, no requirement) for the data taken below the $\Upsilon(4S)$, at the $\Upsilon(4S)$, and at the $\Upsilon(5S)$, respectively. The D^+ candidates with the loose K_S^0 requirement are further optimized with two additional variables which are the χ^2 of the fit of pions from the K_S^0 decay and the pion from the

D^+ meson decay to a single vertex ($\chi_{3\pi}^2$), and the angle between the K_S^0 momentum vector, as reconstructed from the daughters, and the vector joining the D^+ and K_S^0 decay vertices (ζ). The two variables are again varied simultaneously and the optimum is found to be $\chi_{3\pi}^2 > 6$ and $\zeta < 4^\circ$ for all data. The inclusion of D^+ candidates with the loose K_S^0 requirement improves the statistical sensitivity by approximately 5%. After the final selections described above, there remains a background with a broad peaking structure in the $K_S^0\pi^+$ invariant mass signal region, due to misidentification of charged kaons from $D_s^+ \rightarrow K_S^0 K^+$ decays. The $D^+ \rightarrow \pi^+\pi^-\pi^+$ background is found to be negligible from simulation [26]. Figure 1 shows the distributions of $M(K_S^0\pi^+)$ and $M(K_S^0\pi^-)$ together with the results of the fits described below.

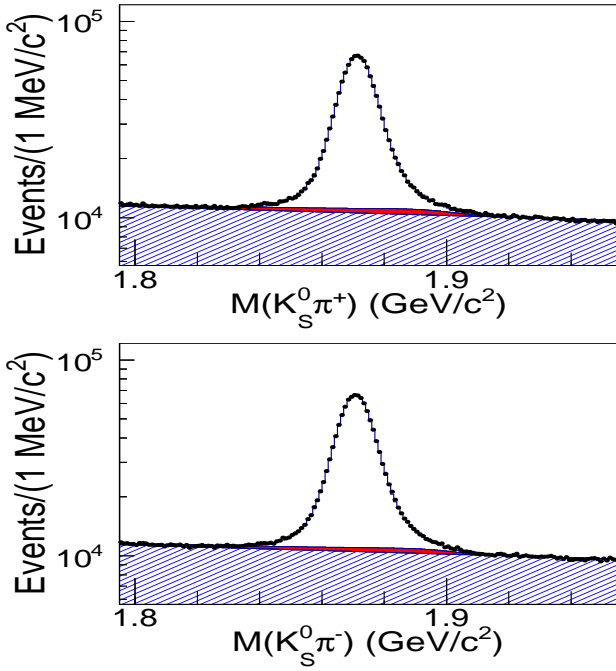


FIG. 1: Distributions of $M(K_S^0\pi^+)$ (top) and $M(K_S^0\pi^-)$ (bottom). Dots with error bars are the data while the histograms show the results of the parameterizations of the data. Open histograms represent the $D^\pm \rightarrow K_S^0\pi^\pm$ signal. Shaded and hatched regions are $D_s^\pm \rightarrow K_S^0 K^\pm$ misidentification and combinatorial backgrounds, respectively.

The $D^\pm \rightarrow K_S^0\pi^\pm$ signals are parameterized as a sum of a Gaussian and a bifurcated Gaussian distribution with a common mean. The combinatorial background is parameterized with the form $e^{\alpha+\beta M(K_S^0\pi^\pm)}$, where α and β are free parameters. The shapes and normalizations of the $D_s^\pm \rightarrow K_S^0 K^\pm$ misidentification backgrounds are obtained with taking the asymmetry in $D_s^\pm \rightarrow K_S^0 K^\pm$ into account as described in Refs. [7, 22]. Both the shapes and the normalizations of the misidentification backgrounds are fixed in the fit. The asymmetry and the sum of the D^+ and D^- yields are directly obtained from a simulta-

neous fit to the D^+ and D^- candidate distributions. Besides the asymmetry and the total signal yield, the common parameters in the simultaneous fit are the widths of the Gaussian and the bifurcated Gaussian and the ratio of their amplitudes. The asymmetry and the sum of the D^+ and D^- yields from the fit are $(-0.146 \pm 0.094)\%$ and $(1738 \pm 2) \times 10^3$, respectively, where the errors are statistical.

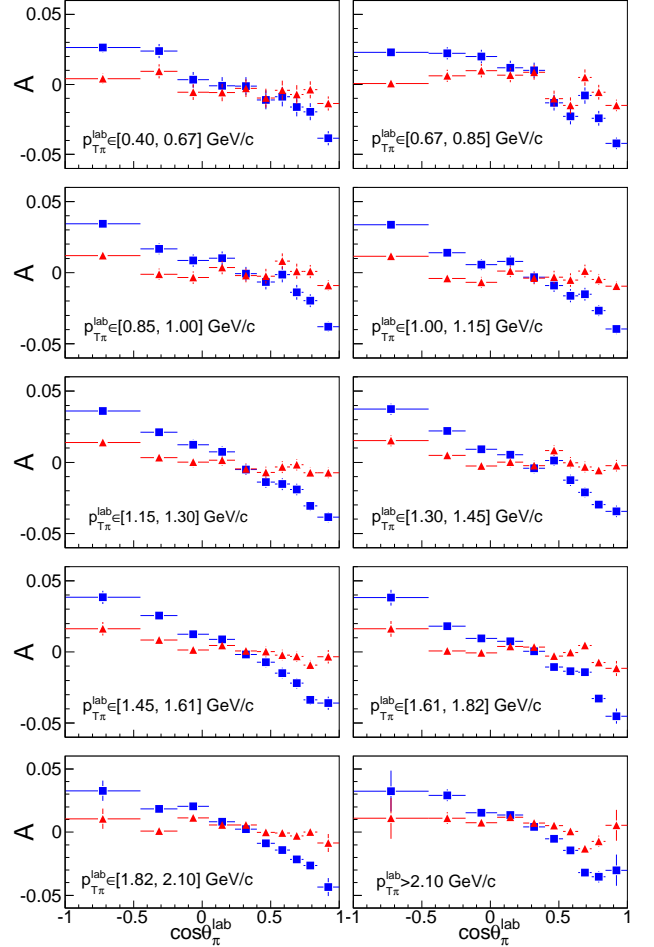


FIG. 2: $A_\epsilon^{\pi^+}$ map in bins of p_T^{lab} and $\cos\theta_\pi^{\text{lab}}$ of the π^+ obtained with the $D^+ \rightarrow K^-\pi^+\pi^+$ and $D^0 \rightarrow K^-\pi^+\pi^0$ samples (triangles). The $A_{\text{rec}}^{D^+ \rightarrow K^-\pi^+\pi^+}$ map is also shown (rectangles).

To obtain $A_\epsilon^{\pi^+}$ we first extract $A_{\text{rec}}^{D^0 \rightarrow K^-\pi^+\pi^0}$ from a simultaneous fit with the same parameterizations for the signal except for the misidentification background. The values of $A_{\text{rec}}^{D^0 \rightarrow K^-\pi^+\pi^0}$ are evaluated in $4 \times 4 \times 4 \times 4 \times 4$ bins of the five-dimensional (5D) phase space ($p_{TK^-}^{\text{lab}}, \cos\theta_{K^-}^{\text{lab}}, p_{T\pi^+}^{\text{lab}}, \cos\theta_{\pi^+}^{\text{lab}}, \cos\theta_{D^0}^{\text{CMS}}$). Each $D^\pm \rightarrow K^\mp\pi^\pm\pi^\pm$ candidate is then weighted with a factor of $1 \mp A_{\text{rec}}^{D^0 \rightarrow K^-\pi^+\pi^0}$ in the corresponding bin of the 5D phase space, where the phase space of the π^\pm with lower p_T in $D^\pm \rightarrow K^\mp\pi^\pm\pi^\pm$ decay is used. After this weighting, the asymmetry in $D^+ \rightarrow K^-\pi^+\pi^+$ decay sample

becomes $A_\epsilon^{\pi^+}$, where π^+ refers to the π^+ with higher p_T in the decay. The detector asymmetry, $A_\epsilon^{\pi^+}$, is measured from simultaneous fits to the weighted $M(K^\mp\pi^\pm\pi^\pm)$ distributions in 10×10 bins of the 2D phase space ($p_{T\pi^+}^{\text{lab}}$, $\cos\theta_{\pi^+}^{\text{lab}}$) with the same parameterization used in $D^0 \rightarrow K^-\pi^+\pi^0$ decays. Figure 2 shows the measured $A_\epsilon^{\pi^+}$ in bins of $p_{T\pi^+}^{\text{lab}}$ and $\cos\theta_{\pi^+}^{\text{lab}}$ together with $A_{\text{rec}}^{D^+ \rightarrow K^-\pi^+\pi^+}$ for comparison. The average of $A_\epsilon^{\pi^+}$ over phase space is $(+0.078 \pm 0.040)\%$, where the error is statistical.

Based on a recent study of the A_D [18], we obtain the asymmetry in bins of K_S^0 momentum in the lab. For the present analysis, A_D is approximately 0.1% after integrating over the phase space of the two-body decay [18].

The data samples shown in Fig. 1 are divided into $10\times 10\times 16$ bins of the 3D phase space ($p_{T\pi^+}^{\text{lab}}$, $\cos\theta_{\pi^+}^{\text{lab}}$, $p_{K_S^0}^{\text{lab}}$). Each $D^\pm \rightarrow K_S^0\pi^\pm$ candidate is then weighted with a factor of $(1 \mp A_\epsilon^{\pi^+})(1 \mp A_D)$ in the 3D phase space. The weighted $M(K_S^0\pi^\pm)$ distributions in bins of $\cos\theta_{D^+}^{\text{CMS}}$ are fitted simultaneously to obtain the corrected asymmetry. We fit the linear component in $\cos\theta_{D^+}^{\text{CMS}}$ to determine A_{FB} while the A_{CP} component is uniform in $\cos\theta_{D^+}^{\text{CMS}}$. Figure 3 shows $A_{CP}^{D^+ \rightarrow K_S^0\pi^+}$ and $A_{FB}^{D^+}$ as a function of $|\cos\theta_{D^+}^{\text{CMS}}|$. From a weighted average over the $|\cos\theta_{D^+}^{\text{CMS}}|$ bins, we obtain $A_{CP}^{D^+ \rightarrow K_S^0\pi^+} = (-0.363 \pm 0.094)\%$, where the error is statistical. Without the A_D correction as in previous publications [5–8], the value of A_{CP} is $(-0.462 \pm 0.094)\%$.

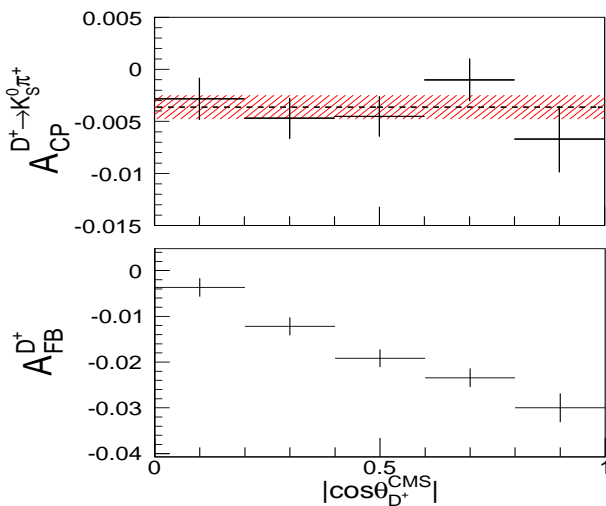


FIG. 3: Measured A_{CP} (top) and A_{FB} (bottom) values as a function of $|\cos\theta_{D^+}^{\text{CMS}}|$. In the top plot, the dashed line is the mean value of A_{CP} while the hatched band is the $\pm 1\sigma_{\text{total}}$ interval, where σ_{total} is the total uncertainty.

The method is validated with fully simulated Monte Carlo events [26] and the result is consistent with no input asymmetry. We also consider other sources of systematic uncertainty. The dominant one in the A_{CP} mea-

surement is the $A_\epsilon^{\pi^+}$ determination, the uncertainty of which is mainly due to the statistical uncertainties in the $D^+ \rightarrow K^-\pi^+\pi^+$ and $D^0 \rightarrow K^-\pi^+\pi^0$ samples. These are found to be 0.040% and 0.048%, respectively, from a simplified simulation study. A possible A_{CP} in the $D^0 \rightarrow K^-\pi^+\pi^0$ final state is estimated with the relation, $A_{CP} = -y \sin \delta \sin \phi \sqrt{R}$ [27]. Using the 95% upper and lower limits on $D^0 - \bar{D}^0$ mixing and CP violation parameters [28], A_{CP} in the $D^0 \rightarrow K^-\pi^+\pi^0$ final state is estimated to be less than 0.014% and this is included as one of systematic uncertainties in the $A_\epsilon^{\pi^+}$ determination. By adding the contributions in quadrature, the systematic uncertainty in the $A_\epsilon^{\pi^+}$ determination is estimated to be 0.064%. We estimate 0.003% and 0.008% systematic uncertainties due to the choice of the fitting method and that of the $\cos\theta_{D^+}^{\text{CMS}}$ binning, respectively. Finally, we add the systematic uncertainty in the A_D correction, which is 0.016% based on Ref. [18]. The quadratic sum of the above uncertainties, 0.067%, is taken as the total systematic uncertainty.

We find $A_{CP}^{D^+ \rightarrow K_S^0\pi^+} = (-0.363 \pm 0.094 \pm 0.067)\%$. This measurement supersedes our previous determination of $A_{CP}^{D^+ \rightarrow K_S^0\pi^+}$ [7]. In Table I, we compare all the available measurements and give the new world average.

TABLE I: Summary of $A_{CP}^{D^+ \rightarrow K_S^0\pi^+}$ measurements (where the first uncertainties are statistical and the second systematic), together with their average (where only the total uncertainty is quoted).

| Experiment | $A_{CP}^{D^+ \rightarrow K_S^0\pi^+}$ (%) |
|--------------------------|---|
| FOCUS [5] | $-1.6 \pm 1.5 \pm 0.9$ |
| CLEO [6] | $-1.3 \pm 0.7 \pm 0.3$ |
| BaBar [8] | $-0.44 \pm 0.13 \pm 0.10$ |
| Belle (this measurement) | $-0.363 \pm 0.094 \pm 0.067$ |
| New world average | -0.41 ± 0.09 |

According to Grossman and Nir [19], we can estimate the experimentally measured CP asymmetry induced by SM $K^0 - \bar{K}^0$ mixing, $A_{CP}^{\bar{K}^0}$, assuming negligible DCS decay $D^+ \rightarrow K^0\pi^+$ in the final state $D^+ \rightarrow K_S^0\pi^+$. By multiplying $A_{CP}^{\bar{K}^0}$ by the correction factor 1.022 ± 0.007 due to the acceptance effects as a function of K_S^0 decay time in our detector, we find the the measured asymmetry due to the neutral kaons to be $(-0.339 \pm 0.007)\%$.

In summary, we report evidence for CP violation in the decay $D^+ \rightarrow K_S^0\pi^+$ using a data sample corresponding to an integrated luminosity of 977 fb^{-1} collected with the Belle detector. The CP asymmetry in the decay is measured to be $(-0.363 \pm 0.094 \pm 0.067)\%$, which represents the first evidence for CP violation in charmed meson decays from a single experiment and a single decay mode. After subtracting the contribution due to $K^0 - \bar{K}^0$ mixing ($A_{CP}^{\bar{K}^0}$), the CP asymmetry due to the change of charm ($A_{CP}^{\Delta C} = A_{CP}^{D^+ \rightarrow \bar{K}^0\pi^+}$) is consistent with zero,

$A_{CP}^{\Delta C} = (-0.024 \pm 0.094 \pm 0.067)\%$. The measurement in the decay $D^+ \rightarrow K_S^0 \pi^+$ is the most precise measurement of A_{CP} in charm decays to date and can be used to place stringent constraints on new physics models in the charm sector [13, 16].

We thank the KEKB group for excellent operation of the accelerator; the KEK cryogenics group for efficient solenoid operations; and the KEK computer group, the NII, and PNNL/EMSL for valuable computing and SINET4 network support. We acknowledge support from MEXT, JSPS and Nagoya's TLPRC (Japan); ARC and DIISR (Australia); NSFC (China); MSMT (Czechia); DST (India); INFN (Italy); MEST, NRF, GSDC of KISTI, and WCU (Korea); MNiSW (Poland); MES and RFAAE (Russia); ARRS (Slovenia); SNSF (Switzerland); NSC and MOE (Taiwan); and DOE and NSF (USA). B. R. Ko acknowledges support by a Korea University Grant, NRF Grant No. 2011-0025750, and E. Won by NRF Grant No. 2011-0030865.

* Corresponding author eunil@hep.korea.ac.kr

- [1] M. Kobayashi and T. Maskawa, *Prog. Theor. Phys.*, **49**, 652 (1973).
- [2] F. Buccella *et al.*, *Phys. Rev. D* **51**, 3478 (1995); Y. Grossman, A. L. Kagan, and Y. Nir, *Phys. Rev. D* **75**, 036008 (2007).
- [3] J. J. Aubert *et al.*, *Phys. Rev. Lett.* **33**, 1404 (1974); J. E. Augustin *et al.*, *Phys. Rev. Lett.* **33**, 1406 (1974).
- [4] G. Goldhaber *et al.*, *Phys. Rev. Lett.* **37**, 255 (1976); I. Peruzzi *et al.*, *Phys. Rev. Lett.* **37**, 569 (1976).
- [5] J. M. Link *et al.* (FOCUS Collaboration), *Phys. Rev. Lett.* **88**, 041602 (2002).
- [6] H. Mendez *et al.* (CLEO Collaboration), *Phys. Rev. D* **81**, 052103 (2010).
- [7] B. R. Ko *et al.* (Belle Collaboration), *Phys. Rev. Lett.* **104**, 181602 (2010).
- [8] P. del Amo Sanchez *et al.* (BaBar Collaboration), *Phys. Rev. D* **83**, 071103 (2011).
- [9] Throughout this Letter the charge-conjugate decay modes are implied unless stated otherwise.
- [10] R. Aaij *et al.* (LHCb Collaboration), *Phys. Rev. Lett.* **108**, 111602 (2012).
- [11] We use $A_{CP}^{\bar{K}^0} = \frac{\Gamma(\bar{K}^0 \rightarrow \bar{f}) - \Gamma(K^0 \rightarrow f)}{\Gamma(\bar{K}^0 \rightarrow \bar{f}) + \Gamma(K^0 \rightarrow f)}$ since $D^+ \rightarrow K_S^0 \pi^+$ is dominated by $D^+ \rightarrow \bar{K}^0 \pi^+$.
- [12] Ya. I. Azimov and A. A. Iogansen, *Sov. J. Nucl. Phys.* **33**, 205 (1981); Z.-Z. Xing, *Phys. Lett. B* **353**, 313 (1995); **363**, 266 (1995).
- [13] I. I. Bigi and H. Yamamoto, *Phys. Lett. B* **349**, 363 (1995).
- [14] $A_{CP}^{\bar{K}^0} = -A_L$ where A_L is the symbol for the asymmetry used in Ref. [15].
- [15] K. Nakamura *et al.* (Particle Data Group), *J. Phys. G* **37**, 075021 (2010).
- [16] H. J. Lipkin and Z.-Z. Xing, *Phys. Lett. B* **450**, 405 (1999); G. D'Ambrosio and D.-N. Gao, *Phys. Lett. B* **513**, 123 (2001).
- [17] F. A. Berends, K. J. F. Gaemers, and R. Gastmans, *Nucl. Phys. B* **63**, 381 (1973); R. W. Brown, K. O. Mikaelian, V. K. Cung, and E. A. Paschos, *Phys. Lett. B* **43**, 403 (1973); R. J. Cashmore, C. M. Hawkes, B. W. Lynn, and R. G. Stuart, *Z. Phys. C* **30**, 125 (1986).
- [18] B. R. Ko, E. Won, B. Golob, and P. Pakhlov, *Phys. Rev. D* **84**, 111501(R) (2011).
- [19] Y. Grossman and Y. Nir, *JHEP* **2012**, 2 (2012).
- [20] A. Abashian *et al.* (Belle Collaboration), *Nucl. Instr. and Meth. A* **479**, 117 (2002).
- [21] S. Kurokawa and E. Kikutani, *Nucl. Instr. and Meth. A* **499**, 1 (2003), and other papers included in this volume.
- [22] E. Won *et al.* (Belle Collaboration), *Phys. Rev. D* **80**, 111101(R) (2009).
- [23] Z. Natkaniec *et al.* (Belle SVD2 Group), *Nucl. Instr. and Meth. A* **560**, 1 (2006); Y. Ushiroda (Belle SVD2 Group), *Nucl. Instr. and Meth. A* **511**, 6 (2003).
- [24] B. R. Ko *et al.* (Belle Collaboration), *Phys. Rev. Lett.* **102**, 221802 (2009).
- [25] E. Won *et al.* (Belle Collaboration), *Phys. Rev. Lett.* **107**, 221801 (2011).
- [26] D. J. Lange, *Nucl. Instrum. Meth. Phys. Res., Sect. A* **462**, 152 (2001); R. Brun *et al.* GEANT 3.21, CERN Report DD/EE/84-1, 1984.
- [27] A. A. Petrov, *Phys. Rev. D* **69**, 111901(R) (2004).
- [28] D. Asner *et al.* (Heavy Flavor Averaging Group), [arXiv:1010.1589v3\[hep-ex\]](https://arxiv.org/abs/1010.1589v3) and online update at <http://www.slac.stanford.edu/xorg/hfag/>.