

The bandstructure of gold from many-body perturbation theory

T. Rangel,^{1,2,*} D. Kecik,^{3,4} P. E. Trevisanutto,^{1,5,6} G.-M. Rignanese,^{1,2} H. Van Swygenhoven,^{3,4} and V. Olevano^{1,6}

¹European Theoretical Spectroscopy Facility (ETSF)

²Institute of Condensed Matter and Nanosciences (IMCN), Université Catholique de Louvain, Chemin des Étoiles 8 bte L7.03.01, B-1348 Louvain-la-Neuve Belgium

³Paul Scherrer Institut, Materials Science and Simulation, NUM/ASQ, CH-5232, Villigen, Switzerland

⁴Ecole Polytechnique Fédérale de Lausanne (EPFL),

Institute of Materials (IMX) CH-1015, Lausanne, Switzerland

⁵National Nanotechnology Laboratory (NNL), Istituto Nanoscienze-CNR, Lecce, Italy

⁶Institut Néel, CNRS and UJF, Grenoble, France

(Dated: October 24, 2012)

The bandstructure of gold is calculated using *ab initio* many-body perturbation theory. Different approximations within the GW approach are considered. Standard single shot G_0W_0 corrections modify the sp -like bands while leaving unchanged the $5d$ occupied bands. Beyond G_0W_0 , quasiparticle self-consistency on the wavefunctions lowers the $5d$ bands. Globally, many-body effects achieve an opening of the $5d$ - $6sp$ interband gap of ~ 0.4 to ~ 0.8 eV, reducing the discrepancy with the experiment. Finally, the quasiparticle bandstructure is compared to the one obtained by the widely used HSE (Heyd, Scuseria, and Ernzerhof) hybrid functional.

INTRODUCTION

The theoretical determination of the bandstructure of gold has been an open issue for more than four decades. Early works from the 70s¹⁻³ focused on relativistic effects which are responsible for its yellow color. Thereafter, the band structure calculated by Christensen and Seraphin¹ has been used as a reference to interpret photoemission experiments. More recently, a few discussions on this topic appeared in the literature. The cohesive energy in noble metals was shown to contain large terms arising from dispersion forces, such as van der Waals interactions,⁴ pointing to the importance of many-body correlations for closed shell d electrons. Newer experimental⁵ and theoretical⁶ works confirmed previous findings.² The gold bandstructure, calculated by density functional theory (DFT) within the local density approximation (LDA) or the generalized gradient approximation (GGA), presents an underestimation of the $5d$ - $6sp$ interband gap (see Fig. 1) by ~ 1.0 eV with respect to the available experimental data. Similar discrepancies were encountered for other noble metals. To solve these disagreements, quasiparticle (QP) corrections to the DFT eigenvalues have been applied with great success. For instance, in silver and copper, the non-self-consistent G_0W_0 approach corrects the DFT interband gap in a remarkably good agreement with the experiments.⁷⁻⁹

In fact, the standard G_0W_0 approach (*i.e.*, starting from DFT) relies on the assumption that the QP wavefunctions are close to the DFT ones. In some cases, such as for the $3d$ electrons in vanadium dioxide,¹⁰ this hypothesis does not hold. Two schemes have thus been proposed in order to go beyond standard G_0W_0 by introducing an update of the wavefunctions towards self-consistency: on the one side, a self-consistent static GW approximation (COHSEX) calculation followed by a standard dynamic G_0W_0 last step of calculation (SC-COHSEX+ G_0W_0 scheme),¹¹ and, on the other side, the

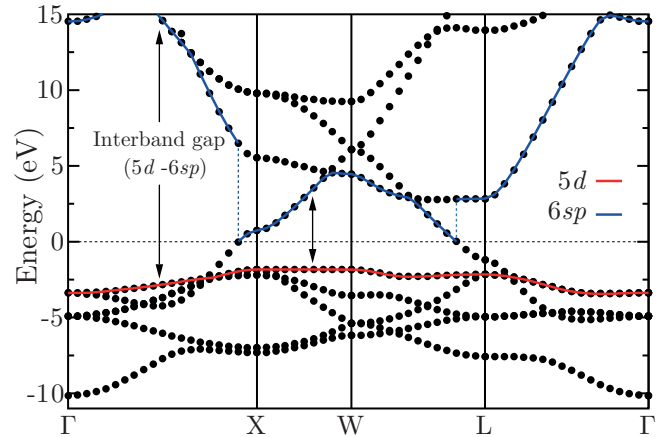


FIG. 1. (Color online) Gold DFT-PBE scalar-relativistic bandstructure (black points). The Fermi level is set to 0 (dashed-black line). Red (grey) lines disentangle $5d$ -character topmost occupied bands, while blue (black) lines indicate $6sp$ -like lowmost empty bands. The arrows show the interband gap between the highest occupied $5d$ band and the lowest unoccupied $6sp$ bands.

quasiparticle self-consistent GW (QSGW) scheme.^{12,13} Both may improve the DFT wavefunctions and eigenvalues.

Hybrid functionals have also been proposed into the framework of an unrestricted DFT to solve the typical bandgap underestimation of the LDA and GGA approximations. In these functionals, a fixed amount of Hartree-Fock exact non-local exchange is incorporated into the classical DFT local Kohn-Sham exchange-correlation potential. Among these, the one proposed by Heyd, Scuseria, and Ernzerhof¹⁴⁻¹⁶ (HSE) has been widely used lately. Hybrid functionals have proven to perform well for improving several properties of solids.^{14,17} A typical HSE calculation is usually more computationally demanding

than LDA or GGA, but more affordable than GW .

In this paper, the bandstructure of gold is calculated within *ab initio* many-body perturbation theory (MBPT) in order to elucidate the role of correlations and to provide a more reliable theoretical bandstructure to interpret the experimental findings. Standard G_0W_0 corrections shift the unoccupied bands up by at most 0.2 eV and the first *sp* character occupied band down, while leaving the *5d* occupied bands unmodified. Self-consistency on the wavefunctions by the QSGW scheme lowers the *5d* bands by 0.4 eV, reducing the discrepancy with the experimental measurements. Inclusion of *sp* semicore states is confirmed to be crucial for GW calculations in *d*-electron systems, as previously found.^{7,8} In contrast, here the plasmon-pole model (PPM) is found to be overall valid. The importance of relativistic effects in gold is also confirmed.⁶ The remaining disagreement with the experiments might be explained by the lack of relativistic many-body terms^{18–20} beyond the single-particle ones taken into account here.

Finally, we calculate the HSE hybrid functional bandstructure of gold and compare it to the QSGW results. Around the Fermi energy, HSE (and PBE) bands present a difference of ~ 0.3 eV from the corresponding QSGW ones. High energy unoccupied HSE bands present a large discrepancy, by more than 6 eV, with respect to the experimental data and the GW results.

The article is organized as follows. In section I, the theoretical background is given. The technical details of the calculations are shown in section II. In section III, the bandstructure calculated within the G_0W_0 approach is analyzed. The role of semicore orbitals and the validity of the PPM are discussed here. In section IV, the bandstructure calculated within the QSGW method is presented. Spin-orbit corrections are discussed in section V. In section VI we discuss the weight of all our approximations with respect to the residual discrepancies with the experiment. An analysis of the HSE results is presented in section VII. Finally, in section VIII, the conclusions of this work are drawn. In addition, convergence issues are discussed in the supplemental material.²¹

I. THEORETICAL BACKGROUND

In MBPT, the electronic structure is obtained by solving the quasiparticle (QP) equation:^{22–27}

$$\left(-\frac{1}{2}\nabla^2 + v^{\text{ext}}(\mathbf{r}) + v^{\text{H}}(\mathbf{r})\right)\psi_{n\mathbf{k}}^{\text{QP}}(\mathbf{r}) + \int d^3\mathbf{r}' \Sigma(\mathbf{r}, \mathbf{r}', \omega = \epsilon_{n\mathbf{k}}^{\text{QP}})\psi_{n\mathbf{k}}^{\text{QP}}(\mathbf{r}') = \epsilon_{n\mathbf{k}}^{\text{QP}}\psi_{n\mathbf{k}}^{\text{QP}}(\mathbf{r}), \quad (1)$$

where $v^{\text{ext}}(\mathbf{r})$ is the external potential, $v^{\text{H}}(\mathbf{r})$ is the classical repulsion Hartree term, and $\Sigma(\mathbf{r}, \mathbf{r}', \omega)$ is the self-energy, a non-hermitian, non-local and energy dependent operator. The exact self-energy can be written as $\Sigma = GW\Gamma$, an expression containing the single particle

Green's function G , the dynamically screened Coulomb potential W and the vertex function Γ . Hedin²² provided a scheme based on a closed set of five Schwinger-Dyson integro-differential equations for G , W , Γ , Σ and the polarizability P to be solved iteratively up to the self-consistent solution for G and Σ . Since the application of this scheme to real systems is usually computationally unfeasible, further approximations are required. Setting $\Gamma = \delta$, the self-energy operator becomes

$$\Sigma(\mathbf{r}, \mathbf{r}', \omega) = \frac{i}{2\pi} \int d\omega' e^{i\omega'\eta} G(\mathbf{r}, \mathbf{r}', \omega + \omega') W(\mathbf{r}, \mathbf{r}', \omega'), \quad (2)$$

where η is an infinitesimal positive number. Due to its form, this is called the GW approximation. Starting from an initial approximation G_0 for the Green's function (for example, the one constructed from DFT orbitals), one can iterate the equations up to self-consistency. Alternatively, one can stop at the first iteration obtaining the so called G_0W_0 approximation.

In practice, it is very efficient to get QP energies using perturbation theory with respect to the DFT electronic structure, *i.e.* treating as perturbation the difference between the self-energy operator and the DFT exchange-correlation potential, $\Sigma - v_{\text{xc}}$. The DFT eigenvalues $\epsilon_{n\mathbf{k}}^{\text{DFT}}$ and eigenstates $\psi_{n\mathbf{k}}^{\text{DFT}}$ are used as a zeroth-order approximation for their quasiparticle counterparts. Thus, the QP energy $\epsilon_{n\mathbf{k}}^{\text{QP}}$ is calculated by adding to $\epsilon_{n\mathbf{k}}^{\text{DFT}}$ the first-order perturbation correction:

$$\epsilon_{n\mathbf{k}}^{\text{QP}} = \epsilon_{n\mathbf{k}}^{\text{DFT}} + Z_{n\mathbf{k}} \langle \psi_{n\mathbf{k}}^{\text{DFT}} | \Sigma(\omega = \epsilon_{n\mathbf{k}}^{\text{DFT}}) - v_{\text{xc}} | \psi_{n\mathbf{k}}^{\text{DFT}} \rangle, \quad (3)$$

with Z the quasiparticle renormalization factor,

$$Z = \left[1 - \langle \psi_{n\mathbf{k}}^{\text{DFT}} | \left. \frac{\partial \Sigma(\omega)}{\partial \omega} \right|_{\omega = \epsilon_{n\mathbf{k}}^{\text{DFT}}} | \psi_{n\mathbf{k}}^{\text{DFT}} \rangle \right]^{-1}, \quad (4)$$

which accounts for the fact that, in Eq. (1), $\Sigma(\omega)$ should be calculated at the $\epsilon_{n\mathbf{k}}^{\text{QP}}$. This procedure has been found to produce bandstructures in agreement with the experiment, provided that the DFT states are not too far from the QP states. Otherwise, a self-consistent approach on the eigenvalues and eigenstates may be necessary.

In the so-called QSGW calculations,^{12,13} the self-energy is constrained to be Hermitian and static, so that it can be diagonalized to update not only the energies, but also the wavefunctions. Several successive iterations are needed to achieve the desired accuracy. At the end, the self-energy does not depend anymore on the DFT starting point.

The integration of Eq. (2) requires in principle the evaluation of $W(\omega)$ over a large number of frequencies. By modeling $\Im W(\omega)$ with a single pole in the plasmon-pole model (PPM),^{24,28} it is possible to integrate Eq. (2) analytically. In the case of *d* electrons, the applicability of this technique has been questioned.⁷ More accurate integration methods, such as the contour deformation (CD) approach, are frequently used. In this technique, the real

axis integration path of Eq. (2) is modified as to run along the imaginary axis, picking up contributions coming from the poles of the Green's function included in the deformed contour.^{29–31}

In principle, to fully take into account single-particle relativistic effects, one should solve the Dirac equation and work with Dirac spinors. Alternatively, one can use a non-relativistic limit of the Dirac equation projected onto a Pauli two-component spinor formalism. This adds the fine structure terms to the Hamiltonian. In the standard limit approach, there are three such terms: the p^4 relativistic correction to the velocity, the Darwin term, and the spin-orbit (SO) coupling. The scalar-relativistic approach includes only the first two terms and drops the SO coupling term. In some cases, the resulting equation already accounts for most of the Dirac physics. If needed, the SO coupling effects can be introduced on top of the scalar-relativistic approach, using the procedure detailed in Sec. V. However, in the most severe cases, the SO coupling effects should be introduced from the beginning in a fully spinorial formalism.^{32,33} So far, this formalism has only been applied to the bandstructure of Hg chemical compounds,²⁰ finding SO coupling corrections to the eigenvalues of ~ 0.1 eV. This calculation was carried on only up to the first iteration of Hedin's equations, *i.e.* at the G_0W_0 level. Going further in the direction of self-consistency and including relativistic corrections, has not yet been tried on any real system.

In the case of gold, most of the relativistic effects in the bandstructure come from the scalar-relativistic terms.^{1,6} The SO coupling term mainly accounts for band splittings, hence, it introduces shape modifications mostly on the $5d$ bands.^{1,6}

II. TECHNICAL DETAILS

All calculations are performed using the primitive unit cell of gold (FCC lattice). Note that in principle van der Waals interactions are important to determine the atomic distance in noble metals.⁴ To avoid this difficulty the experimental lattice constant (7.71 Bohr³⁴) is used.³⁵ The GW calculations are done using the ABINIT code,³⁶ while the HSE ones are carried out with the VASP code.³⁷ Scalar relativistic effects have been included everywhere.

In the GW calculations, the starting point wavefunctions and energies are obtained from a DFT calculation in which the XC energy is approximated by the GGA PBE functional.³⁸ Scalar-relativistic norm-conserving pseudopotentials^{39,40} are used to account for core-valence interactions.⁴¹ In order to elucidate the role of semicore states, two pseudopotentials are considered. The first one contains 11 valence electrons ($5d^{10}$, $6s^1$), while the second contains 19 electrons ($5s^2$, $5p^6$, $5d^{10}$, $6s^1$). The wavefunctions are expanded on plane-waves basis sets, up to a cut-off energy of 30 Ha when the semicore states are not included, and 50 Ha when they are. The Brillouin zone (BZ) is sampled using a shifted grid of

$10 \times 10 \times 10$ k -points following the Monkhorst-Pack (MP) scheme.⁴² A total of 110 (100 empty) bands are used to compute the dielectric matrix⁴³ and the self-energy. The dielectric matrix is computed for 145 k -points in the irreducible BZ, truncating to an energy cut-off of 4.0 Ha (corresponding to 59 plane waves). The Godby-Needs PPM²⁸ is used here because it has demonstrated the best agreement with the methods which take fully into account the frequency dependence of the dielectric matrix.^{44,45} In the CD method, a total of 6 and 20 frequencies are used along the imaginary and real axis, respectively. All QSGW calculations are performed within the CD method. A total of 40 bands are considered when diagonalizing the self-energy.

In the calculations with the hybrid XC functional, only 11 valence electrons are treated explicitly by the projector augmented-wave (PAW) method. The plane-wave cut-off energy for the wavefunctions is chosen to be 13 Ha. HF type calculations are performed with the HSE06 functional¹⁴, starting from previously converged DFT wavefunctions and energies. These calculations are considerably more costly than standard DFT ones. Hence, we could only afford to sample the BZ using a $20 \times 20 \times 20$ unshifted Γ grid of k -points.

In all cases, the bandstructures are interpolated using maximally-localized Wannier functions (MLWFs) with the Wannier90 code⁴⁶ as explained in Refs. 47 and 48. The Fermi level is obtained by integrating the density of states (DOS), calculated with an interpolated grid of $30 \times 30 \times 30$ k -points using MLWFs and a low Gaussian smearing of 0.005 Ha. It was verified that the Fermi levels obtained with a grid of $30 \times 30 \times 30$ and $60 \times 60 \times 60$ interpolated k -points were equal within 0.01 eV.

A full study of the convergence with respect to all parameters of the calculation is provided in the supplemental material.²¹

III. THE G_0W_0 BANDSTRUCTURE OF GOLD

In this section, we investigate the QP bandstructure of gold within the G_0W_0 approach, trying to clarify the influence of two commonly used approximations. First, the effect of freezing semicore orbitals in the pseudopotential is discussed. Second, the validity of the PPM is analyzed more thoroughly.

In Fig. 2, the bandstructure of gold calculated within G_0W_0 is reported using two different pseudopotentials. In the first one [solid orange (light grey) lines, labeled “w/o SC”], the $5s$ and $5p$ semicore orbitals are considered to be frozen in the core (leading to a total of 11 valence electrons). In the second one [dotted brown (medium grey) lines, labeled “with SC”], 19 electrons are treated as valence states. While within DFT the resulting bandstructures are on top of each other (the curves are not shown here for sake of clarity), the difference becomes important at the GW level. Indeed, when the semicore electrons are excluded (“w/o SC”), the $5d$ bands

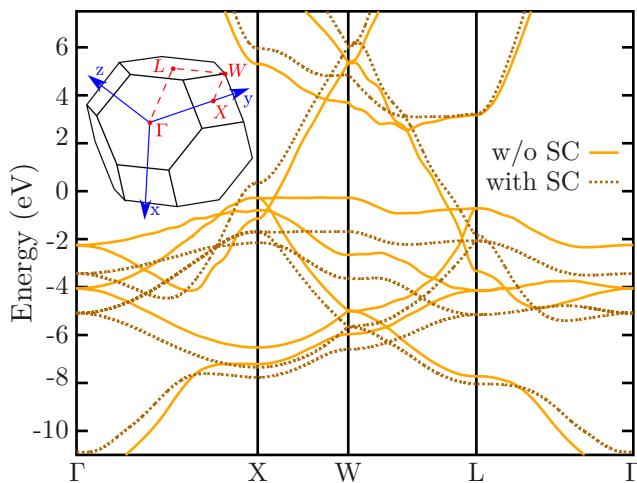


FIG. 2. (Color online) Effect of the semicore orbitals on the bandstructure of gold calculated within G_0W_0 using a plasmon-pole model. The results obtained when the semicore states are not considered as valence electrons (w/o SC) are represented by solid orange (light grey) lines, while those calculated with the semicore states treated as valence electrons (with SC) are shown as dotted brown (medium grey) lines. The zero of energy has been set at the Fermi level. The corresponding Brillouin zone is shown on top. All the calculations in this paper are performed at least at the scalar-relativistic level.

are shifted up while the $6sp$ bands are shifted down in a non-homogeneous way. This leads to a reduction of the $5d$ - $6sp$ interband gap. This effect is alarming in the neighborhood of the X point, where the lowest empty band is shifted by -1.7 eV while the top-most $5d$ band is shifted by $+1.1$ eV, thus leading to an inversion in the band ordering. This unphysical shifting of bands is solved by including the exchange contributions from the $5d$ to the $5s$ and $5p$ semicore orbitals (“with SC”). Although $5s$ and $5p$ states are separated in energy by more than 50 eV from the $5d$ ones, their spatial overlap with the $5d$ is important. Hence, they play an important role at the GW level and cannot be neglected.^{7,49} In the remainder of the paper all the GW calculations are performed treating explicitly these electrons as valence states.

PPMs are believed not to work satisfactorily in the presence of d -electrons just below the Fermi level. Indeed, this may induce strong transitions in $\epsilon_{\mathbf{G}\mathbf{G}'}^{-1}(\mathbf{q}, \omega)$. As a result, this function cannot always be approximated by a single-pole function at small values of G and G' .⁷ Fig. 3 shows the bandstructure of gold calculated within G_0W_0 using either a PPM [dotted brown (medium grey) lines] or the more accurate CD method [solid green (light grey) lines]. For bands located in the energy window going from the Fermi level to 5 eV below, both methods give similar results (within a maximum difference of 0.1 eV). Below this window, the use of the PPM tends to shift the bands down compared to CD, with a discrepancy which can be up to 0.2 eV. This PPM inaccuracy on the low-

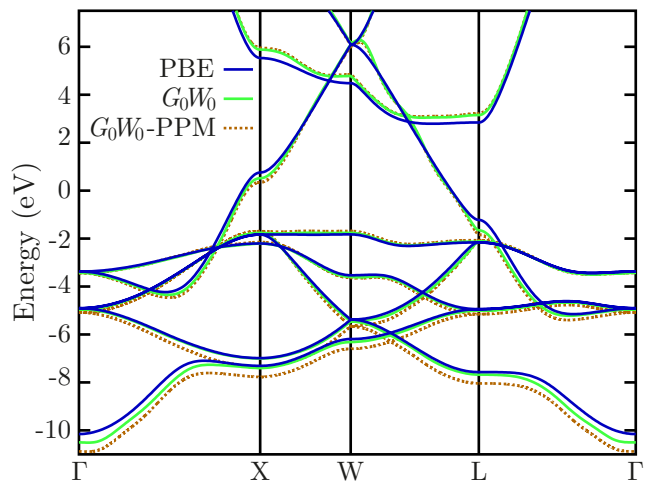


FIG. 3. (Color online) Bandstructure of gold calculated within DFT-PBE [solid blue (black) lines] and G_0W_0 using the contour deformation technique [solid green (light grey) lines] or the Godby-Needs plasmon-pole model [dotted brown (medium grey) lines]. The zero of energy has been set at the Fermi level.

est band is also present in other systems, such as in silicon and diamond,²³ whose energy-loss function (ELF) presents a well-defined single plasmon resonance.⁵⁰ Although in noble metals the ELF has a more complex structure, the single PPM cannot be considered less valid in gold than in silicon and diamond. In what follows we will anyway use the CD method for all GW calculations.

In Fig. 3, the DFT-PBE bandstructure of gold [solid blue (black) lines] is also reported. It is found to be in agreement with previous calculations.⁶ The G_0W_0 bandstructure [solid green (light grey) lines] is almost on top of the DFT-PBE one, but the first unoccupied band is shifted up non-homogeneously by up to ~ 0.2 eV and the first occupied band is shifted down by ~ 0.4 eV at Γ . These bands present a predominant sp character. The G_0W_0 corrections are, anyway, not modifying the $5d$ manifold of bands: their shape, position and bandwidths are the same as in the DFT-PBE case. As a consequence, the G_0W_0 $5d$ - $6sp$ interband gap does not change compared to the DFT-PBE value, which is smaller than the experimental evidence.

IV. SELF-CONSISTENCY EFFECTS WITHIN THE QSGW APPROXIMATION

Fig. 4 shows the bandstructure for different approaches: DFT-PBE [solid blue (black) lines], G_0W_0 [solid green (light grey) lines] and QSGW [dotted pink (grey) lines]. The transition energies at high symmetry k -points can also be read in Table I.

When recalculating the QP wavefunctions within the QSGW approach, the $5d$ bands are shifted with respect to DFT-PBE by -0.4 eV. This is the major difference

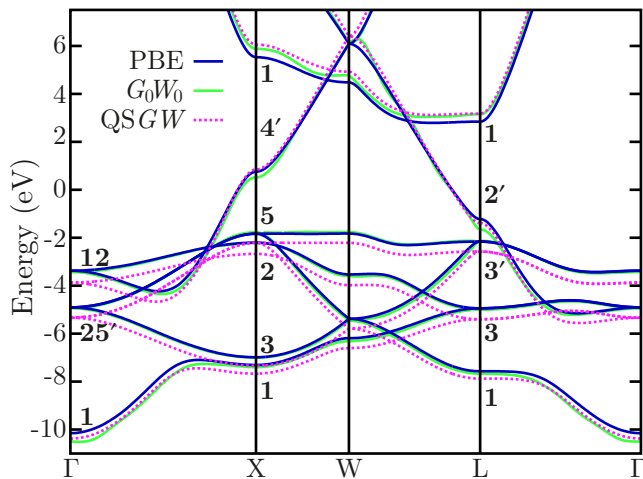


FIG. 4. (Color online) Bandstructure of gold calculated within DFT-PBE [solid blue (black) lines], G_0W_0 [solid green (light grey) lines], and QSGW [dotted pink (grey) lines]. All GW calculations are done within the CD method. The zero of energy has been set at the Fermi level.

	PBE	G_0W_0	QSGW
$\Gamma_1 \rightarrow \Gamma_{25'}$	5.2	5.6	5.0
$\Gamma_{25'} \rightarrow \Gamma_{12}$	1.5	1.5	1.5
$X_3 \rightarrow X_2$	4.8	4.8	4.7
$X_5 \rightarrow X_{4'}$	2.6	2.3	3.1
$X_{4'} \rightarrow X_1$	4.8	5.4	5.2
$L_3 \rightarrow L_{3'}$	2.8	2.9	2.8
$L_{3'} \rightarrow L_{2'}$	1.0	0.4	1.2
$L_2 \rightarrow L_1$	4.0	4.8	4.6

TABLE I. Transition energies of gold (in eV) calculated within scalar-relativistic DFT-PBE, G_0W_0 , and QSGW.

with respect to one shot G_0W_0 . In addition, the first unoccupied bands are further shifted, achieving +0.3 eV from DFT-PBE. As a consequence, the interband gap between the 5d and the unoccupied bands is opened by 0.4 to 0.8 eV with respect to the DFT-PBE energies. For instance, the transition energies $X_5 \rightarrow X_{4'}$ and $L_{3'} \rightarrow L_1$ are opened by 0.45 and 0.75 eV, respectively. This points out to the significance of correcting the DFT-PBE wavefunctions in order to obtain a more accurate bandstructure.

To understand the effect of quasiparticle self-consistency, the QP and DFT-PBE wavefunctions are compared in Fig. 5. It is found that QSGW introduces a mixing of DFT-PBE states which corresponds to rotations and small relocalizations of the wavefunctions. These changes depend on the k -point \mathbf{k} and the band index n .

In Fig. 5(a), we plot the square of overlap between the QP and DFT-PBE wavefunctions at k -points L and A, the latter being a random low symmetry k -point with reduced coordinates (0.5, 0.3, 0.1). This is a direct indication of the band mixing resulting from the QSGW

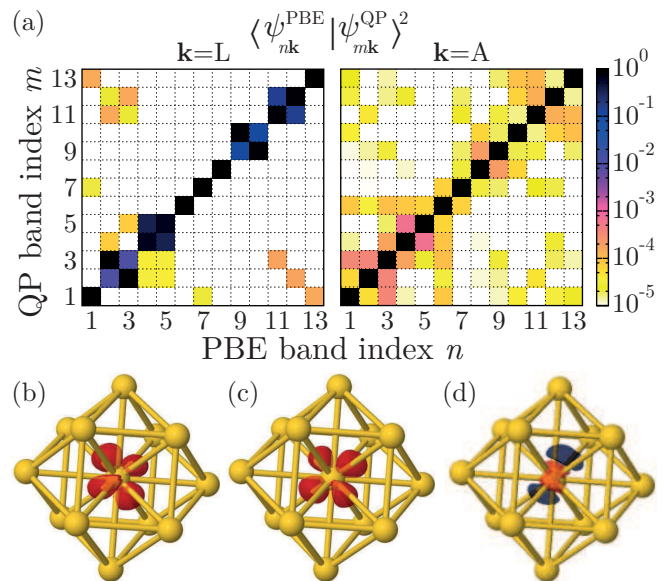


FIG. 5. (Color online) Illustration of the DFT band mixing at the QSGW level. Panel (a) represents the square of the overlap between the QP and DFT-PBE wavefunctions at the L (left) and A (right) k -points. The A point is a random low symmetry k -point with reduced coordinates (0.5,0.3,0.1). The square modulus of the QP and DFT-PBE wavefunctions, $|\psi_{n\mathbf{k}}^{\text{QP}}|^2$ and $|\psi_{n\mathbf{k}}^{\text{DFT}}|^2$, for band index $n=4$ at k -point L are shown in panels (b) and (c), respectively. Panel (d) shows the difference $|\psi_{n\mathbf{k}}^{\text{QP}}|^2 - |\psi_{n\mathbf{k}}^{\text{DFT}}|^2$ for band index $n=6$ at k -point A. Gold atoms in the FCC lattice are represented by yellow [light grey] spheres. In panels (b)-(d), the isosurfaces correspond to $+1\rho$ in red (grey) and -1ρ in blue (black), with $\rho = 6 \times 10^{-4} e^{-}/\text{\AA}^3$ for panels (b) and (c), while for panel (d), $\rho = 3 \times 10^{-5} e^{-}/\text{\AA}^3$.

procedure. The square modulus of the QP and DFT-PBE wavefunctions, $|\psi_{n\mathbf{k}}^{\text{QP}}|^2$ and $|\psi_{n\mathbf{k}}^{\text{DFT}}|^2$, for band index $n=4$ at the L point are shown in Fig. 5(b), and panel (c) respectively. Finally, in Fig. 5(d), we report the difference $|\psi_{n\mathbf{k}}^{\text{QP}}|^2 - |\psi_{n\mathbf{k}}^{\text{DFT}}|^2$ for band index $n=6$ at the A point. Regardless of the k -point, the strongest mixing is always found between degenerate bands (see top panel). It gives rise to rotations of the wavefunctions associated to individual bands. For example, the QP wavefunction associated to band index $n=4$ at the L point [Fig. 5(c)] corresponds simply to a spatial rotation of the corresponding DFT-PBE wavefunction [Fig. 5(b)] around the center of a gold atom. In fact, bands $n=4$ and 5 are degenerate in energy and the corresponding wavefunctions have the same symmetry with a different orientation. Therefore, the mixing of these bands just induces a change in the orientation of the wavefunctions. The wavefunctions associated to other degenerate bands may also undergo similar rotations, without any noticeable effect on the bandstructure.⁵¹

More importantly, numerous small hybridizations occur between the occupied bands and the higher empty bands [Fig. 5(a)]. This is more evident at low-symmetry

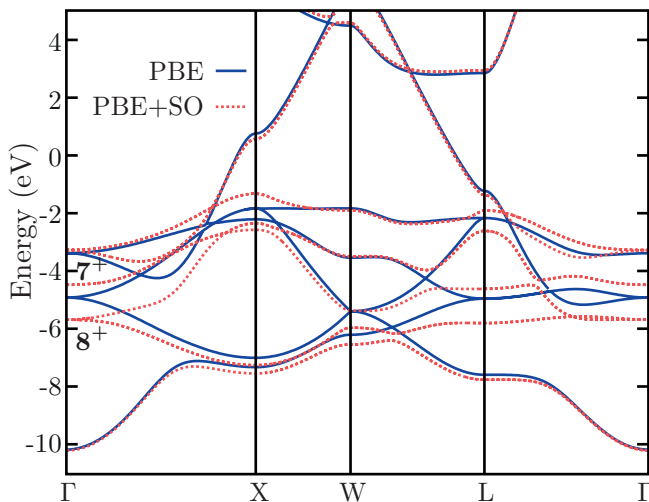


FIG. 6. (Color online) DFT-PBE bandstructure of gold calculated within the scalar-relativistic (SR) approximation [solid blue (black) lines] and including also the spin-orbit coupling (SR+SO) [dotted red (grey) lines]. The zero of energy is set at the Fermi level.

k -points, such as the A point. These small hybridizations may have an important effect on the shape and localization of the wavefunctions. To illustrate this, we calculate the difference between the square modulus of the QP and DFT-PBE wavefunctions. This is done for the first unoccupied band at A. For this particular band and k -point, a relocation of the wavefunction is observed: the $5d$ character is reduced [blue (black) lobes] while the $6s$ character close to the atom is slightly augmented [red (grey) lobes]. The nature of these changes depends on the k -point and the band index n . The effect of these changes of the wavefunctions is that the diagonal elements of the self-energy $\langle \psi_{n\mathbf{k}} | \Sigma | \psi_{n\mathbf{k}} \rangle$ and Hartree $\langle \psi_{n\mathbf{k}} | v^H | \psi_{n\mathbf{k}} \rangle$ operators are modified, inducing an almost rigid shift of about 0.4 eV downward of the $5d$ bands.

V. SPIN ORBIT COUPLING EFFECTS

In order to fully take into account relativistic effects at least at the single-particle level, in principle one should solve the Dirac equation and work with Dirac spinors. Alternatively, one can continue to work with Pauli spinors by choosing an appropriate non-relativistic limit of the Dirac equation which adds some relativistic corrections to the Schrödinger equation Hamiltonian. In the scalar-relativistic (SR) approximation, one solves a Schrödinger equation including the relativistic correction to the velocity by the mass and the Darwin terms. These terms may cause important band-shifts and they should already capture most of the relativistic effect.^{52–54} In addition, one can include the spin-orbit (SO) coupling term which may cause important band-splitting and changes to the bandshape. Hereafter, this procedure is referred to as SR+SO.

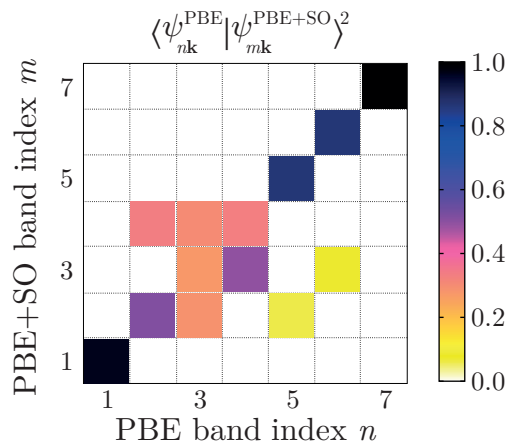


FIG. 7. Square of the overlap between the scalar-relativistic (SR) and full relativistic (SR+SO) DFT-PBE wavefunctions.

In Fig. 6 we show the comparison between the bandplot of a DFT-PBE calculation which only includes the SR terms in the Kohn-Sham Hamiltonian with that one of a fully relativistic (SR+SO) DFT-PBE calculation, which also includes the SO coupling. In the case of gold, most of the relativistic effects in the bandstructure come from the scalar-relativistic terms.^{1,6} The SO coupling term mainly accounts for band splittings, as shown in Fig. 6. To illustrate the effect of the SO coupling on the wavefunctions, the overlap between the SR and SR+SO DFT-PBE wavefunctions is calculated at the Γ point, as shown in Fig. 7. The overlap is close to 1 for the occupied bands 1, 5 and 6, meaning that these bands are almost unaffected by the SO coupling term. However, the d bands 2, 3 and 4 are strongly changed by the SO coupling term. The $\Gamma_{25'}$ state found in the scalar-relativistic calculation is split into the Γ_{7+} and Γ_{8+} states, once the SO coupling term is taken into account. Similar effects are observed in other k -points as explained in Ref. 6.

Within MBPT, relativistic fine structure effects should in principle be calculated within a fully spinorial GW formalism.^{32,33} So far, this formalism has been applied only to Hg compounds²⁰ at the G_0W_0 level. However, at the self-consistent level, this method has not yet been applied to real systems.

In this work, we add SO effects perturbatively on top of the QSGW and HSE bandstructures by the following procedure:

1. We evaluate the SO corrections to DFT-PBE eigenvalues by a fully spinorial Kohn-Sham calculation;
2. We compute $\Sigma_{n\mathbf{k}}^{\text{SO}} = \epsilon_{n\mathbf{k}}^{\text{SR+SO}} - \epsilon_{n\mathbf{k}}^{\text{SR}}$, the difference between the SR and SR+SO DFT-PBE eigenvalues at a given k -point and band index n .
3. We add $\Sigma_{n\mathbf{k}}^{\text{SO}}$ to the corresponding QP (HSE) eigenvalue.

Fig. 8 shows the PBE+SO [dotted red (grey) lines], QSGW+SO [solid black lines], and HSE+SO [dashed

green (light-grey) lines] bandstructures including SO coupling effects. The experimental bandstructure along the $L \rightarrow \Gamma$ k -path taken from Ref. 5 is also shown. The experimental and theoretical eigenvalues are listed in Table II.

The QP occupied bands are in good agreement with the available experimental measurements with an average difference of 0.06 eV. In fact, the $5d$ bands are shifted by -0.4 eV, improving the agreement with the experimental data. Indeed, this shift has been suggested before in Refs. 2 and 5. Nevertheless, the occupied L_6^- band is lowered by 0.26 eV with respect to the DFT-PBE value, in the wrong direction with respect to the experiment [this is also the case in the bandstructures obtained within one-shot GW (see Fig. 3)]. A disagreement of up to 0.6 eV in the first unoccupied band still remains. To illustrate, for band 7 the discrepancy is of 0.4 and 0.6 eV at L_6^+ and Γ_7^- (see Table II). Moreover, for higher energy bands, such as Γ_6^- at 18 eV above the Fermi level, the deviations from the experimental data can be as large as 0.8 eV.

VI. RESIDUAL DISCREPANCIES

The inclusion into the QP bandstructure of spin-orbit effects by the present perturbative treatment might be considered as the source of the residual non-negligible discrepancies. However, a more correct treatment within GW of such effects, as in Ref. 20, was found to affect the result by not more than 0.1 eV.

The error due to the use of QSGW instead of a full GW self-consistency is presently unknown. However, the use of a different self-consistent scheme, namely SC-COHSEX+ G_0W_0 , seems to provide results in agreement with QSGW.¹¹ Of course, one cannot exclude that both schemes at the same time provide deviations from full self-consistent GW larger than 0.1 eV.

Other possible sources of these discrepancies might be vertex corrections beyond GW . Here we checked the local vertex correction⁵⁵ and a non-local vertex correction to W only⁵⁶. These account for small corrections of no more than 0.1 eV, as explained in Ref. 57.

Intraband $q \rightarrow 0$ Drude peak contributions to the polarizability, which were neglected in our calculations, may lead to a spurious gap at the Fermi level in simple (alkali) metals⁵⁸. However, no spurious gaps were observed here. In fact, the neglect of the Drude peak in slightly more complex metals, such as aluminium, does not lead to significant errors.⁵⁸

The relativistic corrections taken into account here, as well as in Ref. 20, are only at the single-particle level. At present, the effect of many-body relativistic terms^{18,19}, such as the Breit interaction or the spin-of-one-electron orbit-of-the-second¹⁸, etc., is unknown. In systems like gold, where relativistic effects are important, these terms might explain the remaining discrepancies.

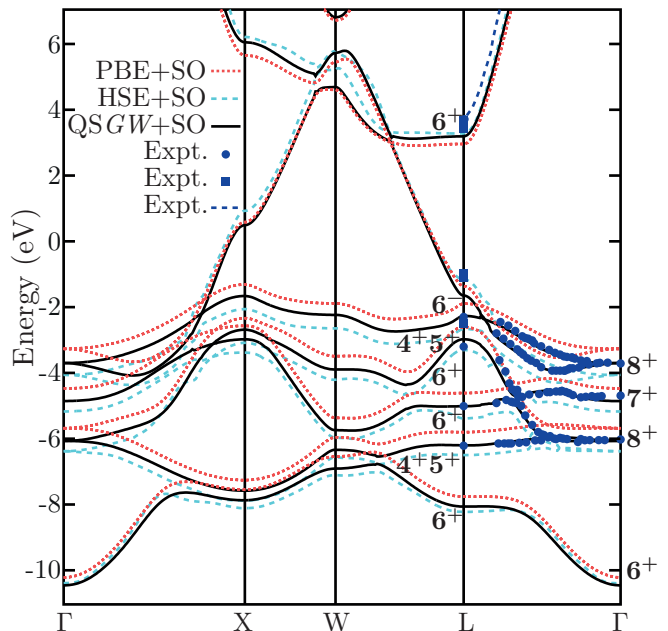


FIG. 8. (Color online) Bandstructure of gold calculated within PBE+SO [dotted red (grey) lines], QSGW+SO [solid black lines] and HSE+SO [dashed green (light grey) lines]. The zero of energy has been set at the Fermi level. These theoretical results are compared to various experimental measurements. The blue (black) circles are taken from Ref. 5. At the L point, the blue (black) squares correspond to the measurements listed in Table II. The dashed blue (black) line gives the experimental final-band consistent with all data points from angle-resolved ultraviolet photoelectron spectroscopy (ARUPS) in Refs. 5, 59, and 60 and from low-electron reflectance in Ref. 61.

VII. THE HSE BANDSTRUCTURE OF GOLD

Within HSE, the partially-occupied bands close to the Fermi level are in good agreement with the QP and experimental energies. For instance, the position of L_6^- is within 0.1 eV of the experimental data (see Table II). For this particular point, HSE presents a better agreement with the experimental data than QSGW does. The QP and HSE bands along the W to X and Γ to L paths agree almost perfectly from -1 to 3 eV [the Fermi level is at zero] (see Fig. 8). However, in this energy range, a disagreement of ~ 0.4 eV is found in the vicinity of the X point. Moreover, the HSE $5d$ bands are ~ 0.3 eV below the QSGW results and the experimental data. This shows that HSE opens the interband gap between the unoccupied and the $5d$ bands too much. For higher energy bands, the agreement is quite poor. For instance, the HSE eigenvalues at the Γ_7^- and Γ_6^- points are ~ 6 to 7 eV above the GW and experimental data.

Our findings, and in contemporary those of other authors⁶⁶, show that the HSE functional does not systematically predict reliable band widths and gaps. In fact, the amount of exact exchange in the HSE functional is cho-

Symmetry label (band index)	PBE +SO	QSGW +SO	HSE +SO	Expt.
Γ_6^+ (1)	-10.19	-10.39	-10.30	
Γ_8^+ (2,3)	-5.67	-6.02	-6.31	-5.90 ^a , -6.0 ^b , -6.01 (0.02) ^c
Γ_7^+ (4)	-4.46	-4.85	-4.82	-4.45 ^a , -4.6 ^b , -4.68 (0.05) ^c
Γ_8^+ (5,6)	-3.27	-3.67	-4.00	-3.55 ^a , -3.65 ^b , -3.71 (0.02) ^c
Γ_7^- (7)	15.76	15.36	23.27	16.0 (0.1) ^c , 15.9 ^d
Γ_6^- (8)	18.08	17.97	24.38	18.8 (0.5) ^c
L_6^+ (1)	-7.74	-8.01	-8.15	-7.80 (0.15) ^b
$L_{4,5}^+$ (2)	-5.79	-6.16	-6.40	-6.23 (0.15) ^b , -6.20 (0.05) ^c
L_6^+ (3)	-4.61	-4.97	-5.36	-4.88 (0.1) ^b , -5.0 (0.05) ^c
L_6^+ (4)	-2.61	-2.95	-3.25	-3.2 (0.1) ^c
$L_{4,5}^+$ (5)	-1.90	-2.24	-2.60	-2.3 (0.1) ^c , -2.5 ^e
L_6^- (6)	-1.37	-1.63	-1.12	-1.0 ^e , -1.0 (0.1) ^f , -1.01 (0.04) ^g , -1.1 (0.1) ^h
L_6^+ (7)	2.93	3.19	3.29	3.6 ^e , 3.65 (0.05) ^f , 3.56 (0.02) ^g , 3.4 (0.1) ^h

^a Angle resolved ultraviolet photoelectron spectroscopy (Ref. 59)

^b Angle resolved ultraviolet photoelectron spectroscopy (Ref. 60)

^c Angle resolved ultraviolet photoelectron spectroscopy (Ref. 5)

^d Low-energy-electron reflectance (Ref. 61)

^e Piezoreflectance⁶²

^f Electro tunneling (Ref. 63)

^g Piezooptical response (Ref. 64)

^h Bremsstrahlung isochromat spectroscopy (Ref. 65)

TABLE II. Experimental and theoretical values (in eV) for the energy bands of gold at the high-symmetry points Γ and L . The theoretical results include SO coupling corrections (see the text). Experimental errors are shown in parentheses (eV).

sen so to provide good structural, thermochemical and bonding properties of solids^{67,68}. For metals, our results, in agreement with Refs. 67 and 68, show that HSE overestimate transition energies. Moreover, the modification in the d wavefunctions as provided by self-consistent GW are not caught by HSE, and the corresponding physics is not reproduced.

VIII. CONCLUSIONS

In summary, we have studied the bandstructure of gold using MBPT with several flavors of the GW approximation and using the HSE hybrid functional. While the inclusion of semicore $5s$ and $5p$ states in the valence

shell has negligible effects in DFT, it becomes crucial in GW , leading to a wrong inverse ordering of bands at the Fermi level when they are neglected. Within G_0W_0 , the plasmon-pole model is found to be a good approximation for gold. The PPM provides the same results, within 0.1 eV, as the full contour-deformation integration method, except for the lowest bands where deviations can be up to 0.2 eV. With respect to DFT-PBE, the single-shot G_0W_0 shifts the empty bands up by ~ 0.2 eV and the lowest sp occupied band down by 0.4 eV, while leaving the $5d$ occupied bands unchanged. Updating the DFT-PBE wavefunctions, as in the QSGW approach, is important to shift down by 0.4 eV the occupied $5d$ bands, thus improving the agreement with the experiment. A residual discrepancy of up to 0.6 eV in the $5d$ - $6sp$ interband gap is still present, probably due to relativistic effects beyond those included here, as well as, the lack of a unified relativistic many-body approach. Finally, the position of the $5d$ bands calculated within HSE ends up ~ 0.3 eV below the experimental data. HSE becomes more and more off for higher states, with an error of ~ 6 eV at 16 eV from the Fermi level.

ACKNOWLEDGMENTS

We thank Martin Stankovski for his valuable comments and interesting discussions. This work was supported by the EU FP6 and FP7 through the Nanoquanta NoE (NMP4-CT-2004-50019) and the ETSF I3 e-Infrastructure (Grant Agreement 211956), and the project FRFC N^o. 2.4502.05. We thank the the French Community of Belgium for financial support via the Concerted Research Action programme (ARC NANHYMO: convention 07/12-003). DK and HVS acknowledge the financial support from the Competence Center for Materials Science and Technology (CCMX) and the computing facilities at CSCS, both in Switzerland. PET thanks the financial support from the ERC Starting Grant FP7 Project DEDOM (No. 207441). Most of the computer time has been provided by the supercomputing facilities of the Université catholique de Louvain (CISM/UCL), by the Consortium des Equipements de Calcul Intensif en Fédération Wallonie Bruxelles (CECI) funded by the Fond de la Recherche Scientifique de Belgique (FRS-FNRS), and by the Ciment/Phylum centre via the *Fondation Nanosciences* NanoSTAR project.

* Email: tonatiuh.rangel@cea.fr Present address: CEA, DAM, DIF, F-91297 Arpajon, France, Zimmer, A. Goldmann, and H. Saalfeld, Phys. Rev. B **34**, 3577 (1986).
¹ N. E. Christensen and B. O. Seraphin, Phys. Rev. B **4**, 3321 (1971).
² P. Heimann and H. Neddermeyer, J. Phys. F **7**, L37 (1977).
³ P. Pyykko and J. P. Desclaux, Acc. Chem. Res. **12**, 276 (1979).
⁴ A. C. Maggs and N. W. Ashcroft, Phys. Rev. Lett. **59**, 113 (1987).
⁵ P. Romaniello and P. L. de Boeij, J. Chem. Phys. **122**, 164303 (2005).
⁶ A. Marini, G. Onida, and R. Del Sole, Phys. Rev. Lett. **88**, 016403 (2001).
⁷ A. Marini, R. Del Sole, and G. Onida, Phys. Rev. B **66**, 115101 (2002).

- ⁹ Z. Yi, Y. Ma, M. Rohlfing, V. M. Silkin, and E. V. Chulkov, Phys. Rev. B **81**, 125125 (2010).
- ¹⁰ M. Gatti, F. Bruneval, V. Olevano and L. Reining, Phys. Rev. Lett, **99**, 266402 (2007).
- ¹¹ F. Bruneval, N. Vast, and L. Reining, Phys. Rev. B **74**, 045102 (2006).
- ¹² M. van Schilfhaarde, T. Kotani, and S. Faleev, Phys. Rev. Lett. **96**, 226402 (2006).
- ¹³ T. Kotani, M. van Schilfhaarde, and S. V. Faleev, Phys. Rev. B **76**, 165106 (2007); T. Kotani, M. van Schilfhaarde, S. V. Faleev, and A. Chantis, J. Phys.: Condens. Matter **19**, 365236 (2007).
- ¹⁴ J. Heyd, G. E. Scuseria and M. Ernzerhof, J. Chem. Phys. **118**, 8207 (2003); J. Chem. Phys. **124**, 219906 (2006).
- ¹⁵ J. Heyd and G. E. Scuseria, J. Chem. Phys. **120**, 7274 (2004); J. Heyd and G. E. Scuseria, J. Chem. Phys. **121**, 1187 (2004).
- ¹⁶ J. Heyd, J. E. Peralta, G. E. Scuseria, R. L. Martin, J. Chem. Phys. **123**, 174101 (2005).
- ¹⁷ J. E. Peralta, J. Heyd, G. E. Scuseria, and R. L. Martin, Phys. Rev. B **74**, 073101 (2006).
- ¹⁸ T. Itoh, Rev. Mod. Phys. **37**, 159 (1965).
- ¹⁹ V. Olevano and M. Ladisa, arXiv:11002.2117.
- ²⁰ R. Sakuma, C. Friedrich, T. Miyake, S. Blugel, and F. Aryasetiawan, Phys. Rev. B, **84**, 085144 (2011).
- ²¹ See Supplemental Material at [URL will be inserted by publisher] for convergence issues on the parameters involved in the *GW* calculations.
- ²² L. Hedin, Phys. Rev. **139**, A796 (1965); L. Hedin and S. Lundqvist, Solid State Phys. **23**, 1 (1969).
- ²³ M. S. Hybertsen and S. G. Louie, Phys. Rev. Lett. **55**, 1418 (1985).
- ²⁴ M. S. Hybertsen and S. G. Louie, Phys. Rev. B **34**, 5390 (1986).
- ²⁵ R. W. Godby, M. Schlüter, and L. J. Sham, Phys. Rev. Lett. **56**, 2415 (1986);
- ²⁶ R. W. Godby, M. Schlüter, and L. J. Sham, Phys. Rev. B **37**, 10159 (1988).
- ²⁷ O. Pulci, M. Marsili, E. Luppi, C. Hogan, V. Garbuio, F. Sottile, R. Magri and R. Del Sole, Phys. Stat. Sol. (b) **242**, 2737 (2005).
- ²⁸ R. W. Godby and R. J. Needs, Phys. Rev. Lett. **62**, 1169 (1989).
- ²⁹ F. Aryasetiawan, *Advances in Condensed Matter Science*, edited by I. V. Anisimov Gordon and Breach, New York, 2000.
- ³⁰ T. Kotani and M. van Schilfhaarde, Sol. Stat. Comm., **121**, 461 (2002).
- ³¹ S. Lebegue, B. Arnaud, M. Alouani, and P. E. Blochl, Phys. Rev. B, **67**, 155208 (2003).
- ³² F. Aryasetiawan and S. Biermann, Phys. Rev. Lett. **100**, 116402 (2008).
- ³³ F. Aryasetiawan and S. Biermann, J. Phys.: Condens. Matter **21**, 064232 (2009).
- ³⁴ N. W. Ashcroft and N. D. Mermin, *Solid State Physics* (Holt, Rinehart and Winston, New York, USA, 1966).
- ³⁵ For the calculations with the hybrid functional, the lattice constant is taken to be the optimal DFT-PBE value of 7.90 Bohr.
- ³⁶ X. Gonze, B. Amadon, P.-M. Anglade, J.-M. Beuken, F. Bottin, P. Boulanger, F. Bruneval, D. Caliste, R. Caracas, M. Côté, T. Deutsch, L. Genovese, P. Ghosez, M. Giantomassi, S. Goedecker, D. Hamann, P. Hermet, F. Jollet, G. Jomard, S. Leroux, M. Mancini, S. Mazevet, M. Oliveira, G. Onida, Y. Pouillon, T. Rangel, G.-M. Rignanese, D. Sangalli, R. Shaltaf, M. Torrent, M. Verstraete, G. Zerah and J. Zwanziger, Comput. Phys. Commun. **180**, 2582 (2009); <http://www.abinit.org>
- ³⁷ G. Kresse, J. Hafner, Phys. Rev. B **47**, RC558 (1993); G. Kresse, J. Furthmüller, Phys. Rev. B **54**, 11169 (1996).
- ³⁸ J. P. Perdew, K. Burke, M. Ernzerhof, Phys. Rev. Lett. **77**, 3865 (1996).
- ³⁹ M. Teter, Phys. Rev. B **48**, 5031 (1993).
- ⁴⁰ I. Grinberg, N. J. Ramer, and A. M. Rappe, Phys. Rev. B **62**, 2311 (2000) and references therein.
- ⁴¹ For the fully relativistic DFT calculations, we use the Hartwigsen-Goedecker-Hutter⁶⁹ without semicore-states.
- ⁴² H. J. Monkhorst and J. D. Pack, Phys. Rev. B **13**, 5188 (1976).
- ⁴³ S. Botti, N. Vast, L. Reining, V. Olevano and L. C. Andreani, Phys. Rev. Lett. **89**, 216803 (2002).
- ⁴⁴ R. Shaltaf, G.-M. Rignanese, X. Gonze, F. Giustino, and A. Pasquarello, Phys. Rev. Lett. **100**, 186401 (2008).
- ⁴⁵ M. Stankovski, G. Antonius, D. Waroquiers, A. Miglio, H. Dixit, K. Sankaran, M. Giantomassi, X. Gonze, M. Côté, and G.-M. Rignanese, Phys. Rev. B **84**, 241201(R)(2011).
- ⁴⁶ A. A. Mostofi, J. R. Yates, Y. Lee, I. Souza, D. Vanderbilt, and N. Marzari, Comput. Phys. Commun. **178**, 685 (2008); <http://www.wannier.org>
- ⁴⁷ J. R. Yates, X. Wang, D. Vanderbilt, and I. Souza, Phys. Rev. B **75**, 195121 (2007).
- ⁴⁸ D. R. Hamann and D. Vanderbilt, Phys. Rev. B **79**, 045109 (2009).
- ⁴⁹ M. Rohlfing, P. Krüger, and J. Pollmann, Phys. Rev. Lett. **75**, 3489 (1995).
- ⁵⁰ V. Olevano and L. Reining, Phys. Rev. Lett. **86**, 5962 (2001).
- ⁵¹ It was found that the mixing of the occupied bands and the five first unoccupied bands resulting from the QSGW procedure is negligibly modifying the initial DFT *5d*-bands, like in *G₀W₀*.
- ⁵² D. D. Koelling and B. N. Harmon, J. Phys. C **10**, 3107 (1977).
- ⁵³ T. Takeda, Zeitschrift für Phys. B Cond. Matt. and Quanta **32**, 43 (1978).
- ⁵⁴ H. Gollisch and L. Fritsche, Phys. Status Solidi **86**, 145 (1978).
- ⁵⁵ R. Del Sole, G. Adragna, V. Olevano and L. Reining, Phys. Rev. B **67**, 045207 (2003).
- ⁵⁶ M. Stankowski, Local and non-local vertex corrections beyond the GW approximation., Ph.D. thesis, University of York (2008) ; M. Stankovski, A. Morris, B. Robinson, R. Godby, K. Delaney, P. Rinke, U. von Barth, C. Almbladh, <http://meetings.aps.org/link/BAPS.2007.MAR.U21.2> (2007).
- ⁵⁷ T. Rangel, *Many-body perturbation theory and Maximally-localized Wannier functions: a combined tool for first-principles electronic structure and quantum transport calculations*, Ph.D thesis, Université Catholique de Louvain (2011).
- ⁵⁸ M. Cazzaniga, N. Manini, L. G. Molinari, and G. Onida, Phys. Rev. B **77**, 035117 (2008).
- ⁵⁹ K. A. Mills, R. F. Davis, S. D. Kevan, G. Thornton, and D. A. Shirley, Phys. Rev. B **22**, 581 (1980).
- ⁶⁰ A. Baalman, M. Neumann, H. Neddermeyer, W. Radlik, and W. Braun, Ann. Israel Phys. Soc **6**, 351 (1983).
- ⁶¹ R. C. Jaklevic and L. C. Davis, Phys. Rev. B **26**, 5391 (1982).

- ⁶² P. Szczepanek and R. Glosser, *Solid State Commun.* **15**, 4145 (1975).
- ⁶³ R. C. Jaklevic and J. Lambe, *Phys. Rev. B* **12**, 4146 (1975).
- ⁶⁴ A. Chen and B. Segall, *Solid State Commun.* **18**, 149 (1976).
- ⁶⁵ D. van der Marel, G. A. Sawatsky, R. Zeller, F. U. Hillebrecht, and J. C. Fuggle, *Solid State Commun.* **50**, 47 (1984).
- ⁶⁶ M. Jain, J. R. Chelikowsky and S. G. Louie, *Phys. Rev. Lett.* **107**, 216806 (2011).
- ⁶⁷ J. Paier, M. Marsman, K. Hummer, *et al.* *J. Chem. Phys.* **124**, 154709 (2006).
- ⁶⁸ M. Marsman, J. Paier, A. Stroppa, *et al.* *J. Phys. Condens. Matter* **20**, 064201 (2008).
- ⁶⁹ C. Hartwigsen, S. Goedecker, and J. Hutter, *Phys. Rev. B* **58**, 3641 (1998).