

CERN-PH-EP/2012-057
2022/05/01

CMS-BPH-10-015

Measurement of the inclusive cross section $\sigma(pp \rightarrow b\bar{b}X \rightarrow \mu\mu X')$ at $\sqrt{s} = 7$ TeV

The CMS Collaboration*

Abstract

A measurement of the inclusive cross section for the process $pp \rightarrow b\bar{b}X \rightarrow \mu\mu X'$ at $\sqrt{s} = 7$ TeV is presented, based on a data sample corresponding to an integrated luminosity of 27.9 pb^{-1} collected by the CMS experiment at the LHC. By selecting pairs of muons each with pseudorapidity $|\eta| < 2.1$, the value $\sigma(pp \rightarrow b\bar{b}X \rightarrow \mu\mu X') = 25.7 \pm 0.1$ (stat.) ± 2.2 (syst.) ± 1.0 (lumi.) nb is obtained for muons with transverse momentum $p_T > 4$ GeV, and 5.03 ± 0.05 (stat.) ± 0.46 (syst.) ± 0.20 (lumi.) nb for $p_T > 6$ GeV. These results are compared to QCD predictions at leading and next-to-leading orders.

Submitted to the Journal of High Energy Physics

*See Appendix A for the list of collaboration members

1 Introduction

The measurement of the cross section for inclusive b-quark production at the Large Hadron Collider (LHC) is a powerful probe of quantum chromodynamics (QCD) at very high energies. In addition, knowledge of the inclusive b-production rate from QCD processes helps to understand the background in searches for massive particles decaying into b quarks, such as the Higgs boson or new heavy particles.

The b-quark production cross section can be computed at next-to-leading order (NLO) in a perturbative QCD expansion [1–3]. The sizeable scale dependence of the result suggests that the contribution from the neglected higher-order terms is large [4–6]. The measurements performed at the Tevatron in $p\bar{p}$ collisions at $\sqrt{s} = 1.8$ and 1.96 TeV [7, 8], and at the LHC by the Compact Muon Solenoid (CMS) [9–11] and LHCb [12, 13] collaborations in pp collisions at $\sqrt{s} = 7$ TeV in different rapidity ranges are generally consistent with the theoretical calculations. However, the comparisons are affected by large theoretical uncertainties.

The measurements of the cross section for the inclusive process $pp \rightarrow b\bar{b}X \rightarrow \mu\mu X'$ at $\sqrt{s} = 7$ TeV presented here allow for a comparison with QCD predictions in a kinematic domain where NLO calculations are more reliable because of the suppressed contribution of the gluon-splitting production mechanism (as discussed in [14] and the references therein).

Experimentally, the dimuon final state allows for the selection of a sample with high $b\bar{b}$ event purity in the following wide kinematical region: muon pseudorapidity $|\eta| < 2.1$, where $\eta = -\ln[\tan(\theta/2)]$ and θ is the angle between the muon momentum and the counterclockwise beam direction, and muon momentum in the plane transverse to the beam axis $p_T > 4$ GeV or $p_T > 6$ GeV. Discrimination of the background from charm and light quark decays and from the Drell–Yan process is accomplished using the two-dimensional distribution of the two muon impact parameters (d_{xy}), defined as the distance of closest approach of each muon track to the interaction point projected onto the plane transverse to the beam axis.

This paper is structured as follows. A brief description of the CMS detector is presented in Section 2. Section 3 describes the collision and simulated data used for this measurement and the selection criteria. Section 4 contains a detailed description of the categories in which events are grouped according to each muon’s production process and kinematic features, while the fit to the impact parameter distributions is discussed in Section 5. Section 6 describes how the efficiency is computed and Section 7 is devoted to the determination of the systematic uncertainties. Section 8 reports the cross section measured in data and expected from QCD predictions.

2 The CMS detector

A detailed description of the CMS experiment can be found elsewhere [15]. The central feature of the CMS apparatus is a superconducting 3.8 T solenoid of 6 m internal diameter. Within the field volume are the silicon tracker, the crystal electromagnetic calorimeter (ECAL), and the brass/scintillator hadron calorimeter (HCAL). Muons are detected in the pseudorapidity range $|\eta| < 2.4$ by gaseous detectors utilizing three technologies: drift tubes (DT), cathode strip chambers (CSC), and resistive plate chambers (RPC), embedded in the steel return yoke. The silicon tracker is composed of pixel detectors (three barrel layers and two forward disks on either side of the detector, made of 66 million $100 \mu\text{m} \times 150 \mu\text{m}$ pixels) followed by microstrip detectors (ten barrel layers, three inner disks and nine forward disks on either side of the detector, with the strip pitch between 80 and $180 \mu\text{m}$). Thanks to the strong magnetic field and

high granularity of the silicon tracker, the transverse momentum p_T of muons matched to reconstructed tracks is measured with the resolution better than 1.5% for $p_T < 100$ GeV. The silicon tracker also provides the vertex position with ~ 15 μm accuracy. The impact parameter resolution is measured with a sample of muons from $Y(1S) \rightarrow \mu^+ \mu^-$ decays to be 28 μm and 21 μm for muons with $p_T > 4$ GeV and $p_T > 6$ GeV, respectively.

The first level (L1) of the CMS trigger system, composed of custom hardware processors, uses information from the calorimeters and muon detectors to select the most interesting events. The rapidity coverage of the L1 muon triggers used in this analysis is $|\eta| < 2.4$. The high-level-trigger processor farm further decreases the event rate before data storage.

3 Data selection and Monte Carlo simulation

The data employed for this measurement were collected with the CMS detector during the 2010 running period of the LHC. They correspond to an integrated luminosity $\mathcal{L} = 27.9 \pm 1.1 \text{ pb}^{-1}$ [16]. A sample of events with two muons, each with transverse momentum $p_T > 3$ GeV were selected at the trigger level. Further requirements, designed to increase the purity of the muon candidates and to increase the fraction of muons from b decay in the sample, are applied at the analysis stage. A muon candidate is selected by matching information from the silicon tracker and muon chambers. The track must contain at least 12 hits from the silicon tracker, with signals in at least two pixel layers, and a normalized χ^2 not exceeding 2. The overall χ^2 obtained by combining the information from the tracker and the muon chambers should not exceed 10 times the number of degrees of freedom. Finally, each muon must be contained in the kinematical region defined by $|\eta| < 2.1$ and $p_T > 4$ GeV. We perform the measurement in this region and in a higher p_T region where both the muons have $p_T > 6$ GeV.

Primary interaction vertices are reconstructed event-by-event from the reconstructed tracks. A candidate vertex is accepted if its fit has at least four degrees of freedom and its distance from the beam spot does not exceed 24 cm along the beam line and 1.8 cm in the plane transverse to the beams. Tracks are assigned to the primary vertex for which the track's distance to the vertex along the beam direction is smallest at the point of closest approach in the transverse plane. Muon tracks are required to have an impact parameter d_{xy} perpendicular to the beam direction and with respect to its assigned primary vertex of less than 0.2 cm. Events are kept only if both muon tracks are assigned to the same primary vertex and both cross the beam axis within 1 cm of that vertex position along the beam direction.

To remove muons from Z^0 decays, a selection on the dimuon mass $M_{\mu\mu} < 70$ GeV is applied. The mass range contributed by the Y resonances, $8.9 \text{ GeV} < M_{\mu\mu} < 10.6 \text{ GeV}$, is also rejected. Charmonium resonances and sequential semileptonic decays from a single b quark (for example $b \rightarrow J/\psi X \rightarrow \mu\mu X$, or $b \rightarrow c\mu X \rightarrow \mu\mu X'$) are rejected by removing dimuons with $M_{\mu\mu} < 5$ GeV. Events are selected if one and only one pair of muons is found satisfying all the criteria defined above. A total of 537 734 events for $p_T > 4$ GeV and 151 314 events for $p_T > 6$ GeV pass these requirements.

Two samples of simulated Monte Carlo (MC) events were generated using the minimum-bias settings of PYTHIA 6.422 [17] (parameter MSEL=1), with the Z2 tune [18], and incorporating the CTEQ6L1 parton distribution functions (PDF) [19]. To increase the generation efficiency within the selected acceptance, a filter was applied at the generator level requiring two muons with $p_T^{\text{gen}} > 2.5$ GeV and $|\eta^{\text{gen}}| < 2.5$ for the measurement with $p_T > 4$ GeV, or $p_T^{\text{gen}} > 5$ GeV and $|\eta^{\text{gen}}| < 2.5$ for the measurement with $p_T > 6$ GeV. The generated samples include events with muons originating from the decay of light mesons (mostly charged pions and kaons) within

the tracker volume. A third MC sample was produced to simulate the Drell–Yan process. MC events, including the full simulation of the CMS detector and trigger via the GEANT4 package [20], are subjected to the same reconstruction and selection as the real data.

4 Templates for different muon classes

The fraction of signal events ($pp \rightarrow b\bar{b}X \rightarrow \mu\mu X'$) in the data is obtained from a fit to the 2D distribution of the impact parameters of the two muons. For this purpose, reconstructed muons in the simulated events are separated into four different classes, defined according to their origin. The single-particle distributions of the transverse impact parameter d_{xy} are obtained for each class from simulation and fit using analytical functions. From these functions, the 2D templates are built symmetrically. This procedure is described in the following section.

4.1 Definition of muon classes

Information from the generation process is used to assign each reconstructed muon in the simulation to a well-defined category. Reconstructed muon candidates are linked to the corresponding generated charged particles with a hit-based associator, which reduces the probability of incorrect associations to a negligible level. Tracks are assigned to one of the following classes:

1. B-hadron decays (B): muons produced in the decay of a B hadron, including both direct decays ($b \rightarrow \mu^- X$) and cascade decays ($b \rightarrow cX \rightarrow \mu X'$, $b \rightarrow \tau X \rightarrow \mu X'$, $b \rightarrow J/\psi X \rightarrow \mu^\pm X$);
2. Charmed hadron decays (C): muons from the semileptonic decays of charmed hadrons produced promptly;
3. Prompt tracks (P): candidates originating from the primary vertex, mostly muons from the Drell–Yan process and quarkonia decays. This category also includes punch through of primary hadrons, and muons from decays of charged pions and kaons in the volume between the silicon tracker and the muon chambers;
4. Decays in flight (D): muons produced in decays of charged pions or kaons (which may come either from light- or heavy-flavor hadrons) in the silicon tracker volume.

Table 1 gives the single-muon sample composition from the simulation for MC events passing the full selection and dimuon trigger. While the fraction of muons from decays in flight (D) decreases at larger p_T , the prompt component (P) increases due to the Drell–Yan muons.

The predicted composition of the dimuon events from the simulation is shown in Table 2, where PX is defined as the sum of the PB, PC, and PD contributions. The uncertainties given in the table are the statistical uncertainties from the simulated samples.

Figure 1 shows the d_{xy} distributions for muons with $p_T > 4$ GeV from the simulation for all the classes above except for the prompt tracks, where muons from decays of $Y(1S)$ in the collision data are used after removing the background with a sideband subtraction technique.

The prompt d_{xy} distribution is fit with the sum of a Gaussian centered at zero and an exponential function. This combination of functions accounts for the detector resolution effects. The distributions of the other classes are fit using, in addition, a second exponential term. The functions are shown by continuous black lines overlaid on the histograms in Fig. 1, while the black points represent the template histograms obtained by evaluating the fit functions at each

Table 1: Percentage of each muon class in the simulated events for two p_T requirements. The uncertainties are statistical only.

Source	Fraction in simulation (%)	
	$p_T > 4 \text{ GeV}$	$p_T > 6 \text{ GeV}$
B hadron (B)	77.8 ± 0.2	79.8 ± 0.4
C hadron (C)	14.0 ± 0.1	12.6 ± 0.1
Prompt sources (P)	1.84 ± 0.04	3.44 ± 0.08
Decays in flight (D)	6.37 ± 0.07	4.21 ± 0.09

Table 2: Percentage of dimuon event sources in the simulation for two different p_T requirements. PX represents the sum of the contributions from PB, PC, and PD. The uncertainties are statistical only.

Source	Fraction in simulation (%)	
	$p_T > 4 \text{ GeV}$	$p_T > 6 \text{ GeV}$
BB	71.6 ± 0.2	74.6 ± 0.4
CC	9.24 ± 0.08	8.67 ± 0.14
BC	5.66 ± 0.07	5.22 ± 0.11
PP	1.84 ± 0.04	3.43 ± 0.08
DD	1.49 ± 0.04	0.73 ± 0.04
BD	6.01 ± 0.07	4.40 ± 0.10
CD	3.69 ± 0.05	2.53 ± 0.08
PX	0.48 ± 0.02	0.40 ± 0.03

bin center. The ratio of the MC distribution to the fit values are shown in the lower plots of Fig. 1. The templates for muons with $p_T > 6 \text{ GeV}$ are obtained in a similar way.

4.2 Two-dimensional template distributions

In principle, the dimuon events could be split into sixteen different categories by combining the four classes defined above for each muon. In order to reduce the number of categories to ten, the d_{xy} distributions are symmetrized (i.e., $BC=CB$, $BD=DB$, etc.) using a method originally developed by the CDF collaboration [8]. The one-dimensional (1D) histograms, built as described above, are normalized to unity within the fit range $0 < d_{xy} < 0.2 \text{ cm}$. The symmetrized 2D template histogram for the events with a muon of class ρ and another of class σ ($\rho, \sigma = 1, \dots, 4$ according to the definition in Section 4.1) is then constructed as:

$$T_{ij}^{\rho,\sigma} = \frac{1}{2}(S_i^\rho S_j^\sigma + S_j^\rho S_i^\sigma), \quad (1)$$

where S_i^ρ is the content of the i^{th} bin of the histogram describing the class ρ , and analogously for index j and class σ . In this way, ten symmetric distributions are obtained. In practice, the few events from the PX category are neglected, thus reducing the number of significant classes to seven.

The 1D projections of the seven templates are shown in Fig. 2 for muons with $p_T > 4 \text{ GeV}$.

5 Measurement of the sample composition

Consistent with the symmetric 2D templates, the data events are also randomized by taking the impact parameters of the two muons in each event, and filling the bin corresponding to

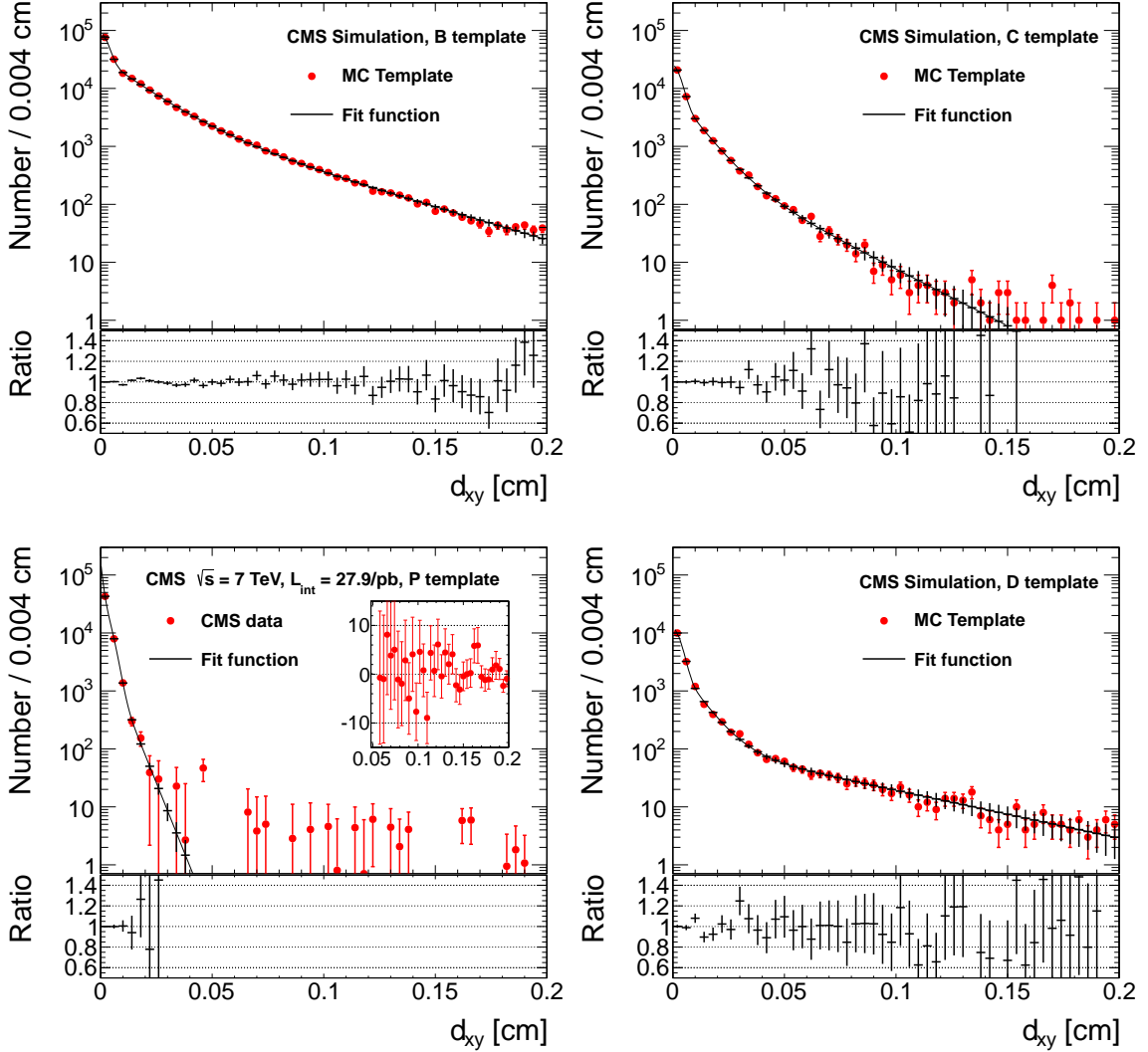


Figure 1: Comparison, for muons with $p_T > 4$ GeV, between the template d_{xy} histogram (red) and the fitted function (black) for muons coming from B hadrons (class B, top left), charmed hadrons (class C, top right), prompt tracks (class P, bottom left), and decays in flight (class D, bottom right). The templates for B, C, and D come from simulation. For the prompt tracks, the distribution is obtained from data. An enlargement of the prompt-track distribution for $d_{xy} > 0.05$ cm is shown on a linear scale as an insert in the lower-left plot. For each template, the ratio of the d_{xy} histogram to the fitted function is shown at the bottom.

$[d_{xy}(\mu_1), d_{xy}(\mu_2)]$ or to $[d_{xy}(\mu_2), d_{xy}(\mu_1)]$ according to the outcome of a random number generator.

The fractions of the individual contributions to the observed distribution are determined with a binned maximum-likelihood fit. The fit minimizes the function:

$$-2\ln(L) = -2 \left\{ \sum_{i,j=1}^7 [n_{ij}\ln(l_{ij}) - l_{ij}] - \frac{1}{2} \sum_{k'=1}^3 \left(\frac{r_{k'} - r_{k'}^{MC}}{\sigma_{r_{k'}}^{MC}} \right)^2 \right\}, \quad (2)$$

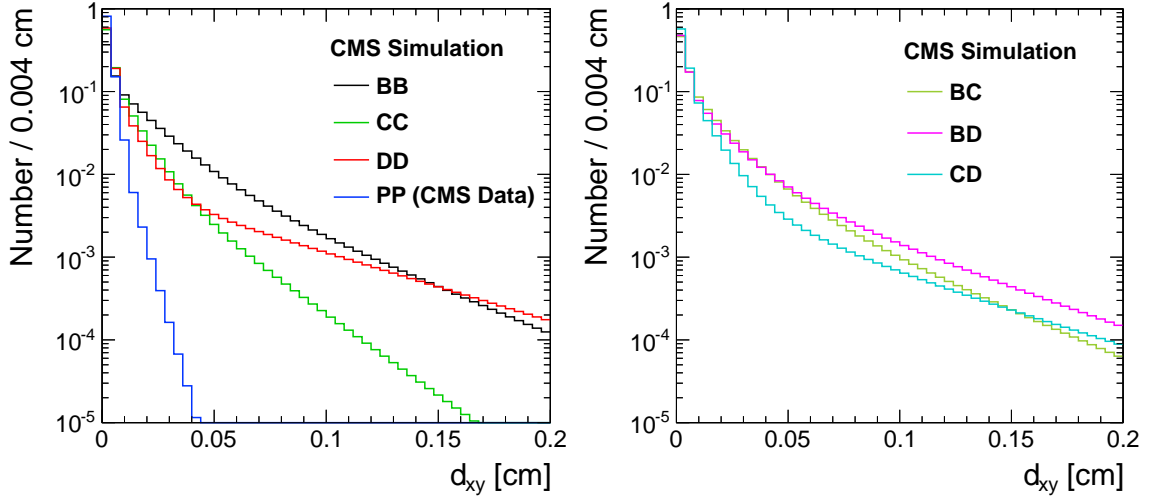


Figure 2: 1D projections of the d_{xy} templates used in the fit for muons with $p_T > 4$ GeV, for the BB, CC, PP, DD categories (left) and the BC, BD, CD ones (right).

where n_{ij} is the content of the data histogram in the bin (i, j) , $l_{ij} = \sum_k [f_k \cdot T_{k,ij}]$, where T_k is the k^{th} template ($k = 1, \dots, 7$), and f_k is the fit parameter expressing the fraction of events from the k^{th} source. The fitted fractions are subject to the normalization condition $\sum_{k=1}^7 f_k = 1$. To reduce the number of fit parameters and ease the fit convergence, the three parameters f_{BC} , f_{BD} , and f_{CD} are constrained so that the ratios f_{BC}/f_{BB} , f_{BD}/f_{BB} , and f_{CD}/f_{CC} are compatible with the MC expectations within their statistical uncertainties. In Eq. (2), k' is the index of the constrained templates (BC, BD, CD), $r_{k'}$ is the ratio of the constrained fit fraction with respect to the reference fit fraction (for instance in the BC case $r_{BC} = f_{BC}/f_{BB}$), $r_{k'}^{MC}$ is the ratio of the constrained fraction and reference fraction in the simulation, and $\sigma_{r_{k'}}^{MC}$ its statistical uncertainty from the number of simulated events.

The BC component originates from the production of an extra $c\bar{c}$ pair from gluon splitting in a $b\bar{b}$ event. The production rate of $c\bar{c}$ pairs from gluon splitting has been measured at LEP [21–23], and found to be 50% higher than theoretical predictions [24]. The measured $b\bar{b}$ rate [25–27] is about 10 times smaller and has a negligible effect on the BC component. In contrast, the BD and CD contributions are related to the misidentified muon rate in events with true B and C production. These rates are determined from the MC simulation, and have been checked using direct measurements in the data [28]. The systematic uncertainties on the fit constraints are discussed in Section 7.3.

Table 3 gives the results of the fit to the data sample. The quoted uncertainties are obtained from the fit and are statistical only. The measured BB fraction is smaller than expected from the simulation, while the DD fraction is larger. Projections of the d_{xy} distributions with the results of the fits are shown in Fig. 3 for the two p_T selections.

6 Efficiency determination

The total efficiency ϵ is defined as the fraction of signal events produced within the acceptance ($p_T > 4$ GeV or $p_T > 6$ GeV, $|\eta| < 2.1$ for each muon) that are retained in the analysis. In the simulation, the values of $\epsilon_{MC} = (44.3 \pm 0.1)\%$ and $(69.9 \pm 0.1)\%$ are computed for signal events with a p_T threshold of 4 and 6 GeV, respectively.

Table 3: Results of the likelihood fit to data for the percentage of each dimuon source with two different muon p_T requirements. The BC, BD, and CD fractions are constrained to their ratios to BB and CC fractions as expected from the simulation.

Source	$p_T > 4 \text{ GeV}$	$p_T > 6 \text{ GeV}$
BB	65.1 ± 0.3	69.0 ± 0.4
CC	11.5 ± 0.6	7.8 ± 1.2
BC	5.1 ± 0.1	4.9 ± 0.1
PP	1.3 ± 0.3	4.6 ± 0.5
DD	6.9 ± 1.2	7.3 ± 2.7
BD	5.5 ± 0.1	4.2 ± 0.1
CD	4.6 ± 0.8	2.3 ± 1.3

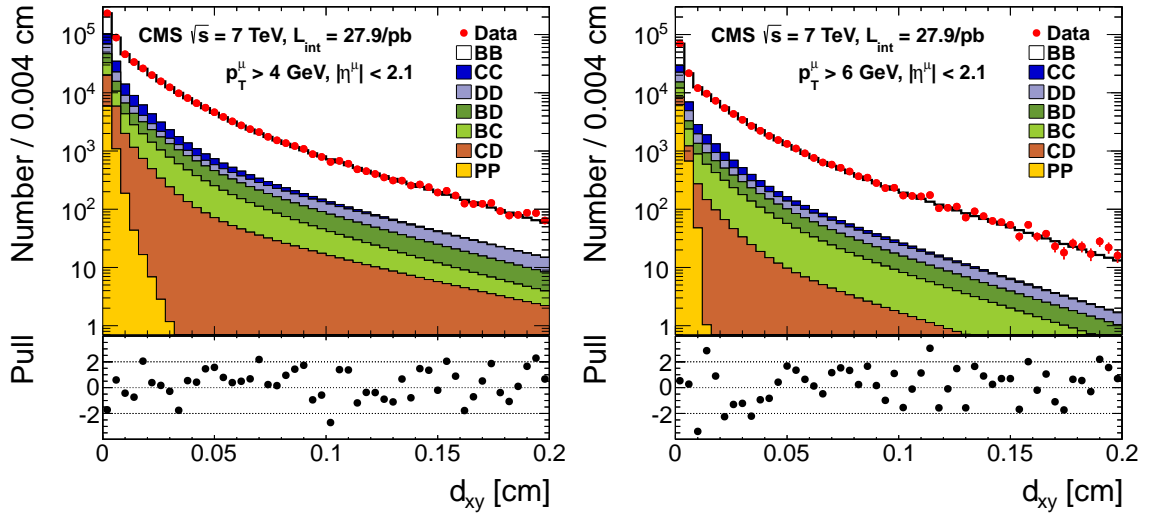


Figure 3: Top: The projected d_{xy} distributions from data with the results of the fit for muons with $p_T > 4 \text{ GeV}$ (left) and $p_T > 6 \text{ GeV}$ (right). The distribution from each dimuon source is shown by the histograms. Bottom: The pull distribution from the fit.

To compare these values to efficiencies measured in data, the selection procedure is divided into three steps, each defined relative to events passing the previous one:

1. muon selection (“MuSel”): events having at least two selected muons, each associated with a reconstructed vertex;
2. event selection (“EvSel”): events passing the dimuon invariant mass requirements, with both muons belonging to the same vertex;
3. trigger selection (“Trg”): events passing the trigger requirements.

The efficiencies obtained by counting the signal events passing each step in the simulation are given in Table 4.

The total efficiency can alternatively be expressed on an event-by-event basis by defining the efficiency ϵ_i to select the i^{th} signal event as $\epsilon_i = \epsilon_{i,\text{MuSel}} \cdot \epsilon_{i,\text{EvSel}} \cdot \epsilon_{i,\text{Trg}}$. The (p_T, η) distribution of the signal events and the efficiency $\epsilon_{i,\text{EvSel}}$ can only be extracted from simulation. The efficiencies $\epsilon_{i,\text{MuSel}}$ and $\epsilon_{i,\text{Trg}}$ can be found as the products of the single-muon efficiencies,

$\epsilon_i = \epsilon_{\mu_1}(p_T, \eta) \cdot \epsilon_{\mu_2}(p_T, \eta)$, under the assumption that the single-muon efficiencies ϵ_{μ_i} only depend on the p_T and η of the muon. This assumption is found to be compatible with the efficiencies determined in the simulated sample, within their statistical uncertainties.

Table 4: Efficiencies (in percent) at each step of the analysis found from the simulation and from the data. The last column reports the overall efficiency, obtained from the product of the three efficiencies shown. The event selection efficiency ϵ_{EvSel} cannot be found with the data, so the MC simulation value is used. The bias and feed-through corrections described in the text are also included in the overall efficiency. Only statistical uncertainties are reported.

Sample	ϵ_{MuSel}	ϵ_{EvSel}	ϵ_{Trg}	ϵ
$p_T > 4 \text{ GeV, MC}$	64.8 ± 0.1	78.0 ± 0.1	87.7 ± 0.1	44.3 ± 0.1
$p_T > 4 \text{ GeV, data}$	69.5 ± 3.6	-	86.1 ± 2.0	48.8 ± 2.9
$p_T > 6 \text{ GeV, MC}$	83.6 ± 0.1	90.1 ± 0.1	92.8 ± 0.1	69.9 ± 0.1
$p_T > 6 \text{ GeV, data}$	87.0 ± 3.4	-	93.4 ± 2.1	74.4 ± 3.8

In the data, the single-muon selection and trigger efficiencies are measured in intervals of p_T and η with the “tag-and-probe” (T&P) method [28, 29], which employs a sample of $J/\psi \rightarrow \mu^+ \mu^-$ events selected with minimal trigger requirements. The selection efficiency found from this method is consistent with the value from the simulation ($\epsilon_{\text{MuSel}}^{\text{data}} / \epsilon_{\text{MuSel}}^{\text{MC}} = 1.073 \pm 0.054$ for $p_T > 4 \text{ GeV}$ and 1.041 ± 0.047 for $p_T > 6 \text{ GeV}$), as is the trigger efficiency ($\epsilon_{\text{Trg}}^{\text{data}} / \epsilon_{\text{Trg}}^{\text{MC}} = 0.982 \pm 0.028$ for $p_T > 4 \text{ GeV}$ and 1.006 ± 0.023 for $p_T > 6 \text{ GeV}$).

Differences in the kinematic distributions between the J/ψ sample and the $b\bar{b}$ events might imply different bin-averaged efficiencies, causing biases in the region close to the acceptance thresholds. An overall bias correction of 0.966 ± 0.015 (1.004 ± 0.012) is computed when comparing the efficiencies in the simulation computed with the T&P method and those obtained with the signal in the range $p_T > 4 \text{ GeV}$ ($p_T > 6 \text{ GeV}$), where the uncertainties are statistical only.

Another correction to the total efficiency is applied to take into account the feed-through of events where one of the muons has a true p_T below the selection limit, whereas the reconstructed p_T is above it. This effect is computed using the simulation by finding the fraction of selected events with at least one muon generated outside of the acceptance, and is equal to 0.990 (0.980) for $p_T > 4$ (6) GeV, with negligible uncertainties.

The overall efficiency is computed as the product of the efficiencies for the muon selection and trigger, as obtained with the T&P method in data, times the event selection efficiency found in the simulation, divided by the bias and the feed-through corrections. Results are shown in Table 4.

7 Systematic uncertainties

Several sources of systematic uncertainties have been considered for this measurement. They are divided into uncertainties due to the model dependencies for both the signal and the backgrounds, the effects related to the impact parameter resolution, the fit method, and the measurement of the efficiency. Each of these is described separately in the subsections below.

7.1 Model-dependent uncertainties

The impact parameter projected onto the plane transverse to the beam axis of a muon produced in a hadron semileptonic decay is related to the parent hadron’s proper decay time t by:

$$d_{xy} = \beta\gamma ct \sin\delta \sin\theta, \quad (3)$$

where β is the ratio of the hadron velocity and the speed of light c , $\gamma = (1 - \beta^2)^{-1/2}$, δ is the angle between the muon and the hadron directions in the laboratory frame, and θ is the polar angle between the hadron direction and the beam axis. Uncertainties in the parent lifetime affect the simulation of the proper distance distribution ct , and uncertainties in the parent hadron energy spectrum affect the Lorentz boost factor $\beta\gamma$ and the angle δ . The three general categories of systematic uncertainties due to these model dependencies are:

b- and c-hadron properties: four of the long-lived B hadrons produced at the LHC decay to muons at a non-negligible rate. While the B_d and B_u lifetimes are known with a precision better than 1%, the B_s and Λ_b lifetimes are measured with larger uncertainties. Simulated MC events with B_s and Λ_b decays are reweighted so as to vary the corresponding lifetimes by their uncertainties [30], the templates are recomputed, and the fit is repeated. The fit result changes by $\pm 2.1\%$ ($\pm 1.5\%$) for $p_T > 4$ (6) GeV. The effects from uncertainties on the B_d , B_u , and c-hadron lifetimes, similarly evaluated, are negligible. Varying the b-hadron and c-hadron sample compositions by the uncertainties of the LEP measurements [30] has a smaller effect for both $p_T > 4$ GeV and $p_T > 6$ GeV ($\pm 1.0\%$, $\pm 1.1\%$, respectively).

b-quark properties: uncertainties in the production of B hadrons from the fragmentation of a b quark affect both the shape of the d_{xy} distribution and the efficiency estimate. The systematic uncertainty is computed as the difference between the default result and those obtained with two different hadronization models in the PYTHIA simulation: the Lund symmetric [17] and the Peterson [31] functions. Taking into account the effects on the b templates and those connected with the extraction of the efficiency, overall uncertainties of $\pm 3.3\%$ ($p_T > 4$ GeV) and $\pm 3.6\%$ ($p_T > 6$ GeV) are obtained. Using different PDFs to describe b-quark production in pp collisions has an effect of $\pm 0.9\%$ ($p_T > 4$ GeV) and $\pm 0.5\%$ ($p_T > 6$ GeV).

Light-meson decays in flight: muons from π and K decays have different d_{xy} distributions. The shape is also different for muons from light mesons produced in the hadronization of a light quark, or from the decay of a heavy hadron. Given the uncertainties on the pion and kaon fractions in the simulation, we vary the relative amounts by $\pm 30\%$ and find a negligible effect on the final results. Similarly, we change the ratio of light mesons from heavy-flavor and light-flavor decays by $\pm 50\%$, and observe a 2.5% (2.6%) change in the results for $p_T > 4$ (6) GeV. The generator-level filter applied to the simulated sample, requiring two muons to be produced within the tracker volume in each event, affects the shape and composition of the decays-in-flight template. The impact of the filter on the BB fraction is estimated by extracting the decays-in-flight template from an unbiased simulated sample in which only one generated muon is required to pass the filter and the other muon is used in determining the template. Repeating the analysis with this new template results in a 0.5% variation of the final result for both p_T selections.

The total model-dependent systematic uncertainty, found by adding in quadrature the contributions listed above, is 4.9% for both p_T selections.

7.2 Uncertainties on the impact parameter resolution

The systematic uncertainty from the impact parameter resolution is determined by comparing the d_{xy} distribution from prompt $Y(1S) \rightarrow \mu^+\mu^-$ decay candidates reconstructed in collision data to the predicted distribution from MC simulation. A slight ϕ dependence in the determination of the signed impact parameter with respect to the beam spot, where ϕ is the azimuthal

angle of the muon track, due to the CMS tracker not being perfectly centered around the beam pipe, is not reproduced by the simulation. The combined effect from the misalignment and the different resolution in data and simulation is evaluated by an additional smearing of the impact parameter consistent with the observed differences between data and simulation. A further check to avoid the region dominated by the resolution has been performed by moving the lower bound of the fit range from 0 to $40\ \mu\text{m}$. The maximum deviation from the default result found with these two methods is 2.7% (4.0%) for $p_T > 4$ (6) GeV, which is taken as the systematic uncertainty due to the detector resolution.

7.3 Uncertainties related to the Monte Carlo precision and the fit method

There are four general categories of systematic uncertainty caused by the MC statistical precision and the fitting procedure. These include:

Monte Carlo precision: the likelihood fit is validated using a set of 500 parameterized simulated datasets, each with the same number of events as the data sample. The fit results from these datasets reproduce the input values with uncertainties consistent with those obtained in data, and the pull distribution is well described by a normal function. The r.m.s. of the results obtained for the BB fraction is 0.3% (0.7%) for $p_T > 4$ (6) GeV, which are taken as the systematic uncertainties related to the finite simulated sample.

Template parameterization: the d_{xy} distributions in the simulated data used for the fit are smoothed using a superposition of a Gaussian plus one or two exponential functions, depending on the extent of the tail. The associated systematic uncertainty, evaluated by using different parametrizations, is equal to $\pm 0.7\%$ for both p_T selections. The systematic uncertainty from the use of symmetrized templates is estimated to be $\pm 0.6\%$ ($\pm 0.7\%$) for $p_T > 4$ (6) GeV, by comparing the results obtained in the simulation when a sum of symmetrized templates is used as pseudo-data instead of the usual randomized distribution.

Bin size and fit upper bound: varying the d_{xy} bin size in the range 0.002 – 0.008 cm accounts for a systematic uncertainty of 1.0% (2.1%) for $p_T > 4$ (6) GeV, while varying the fit upper bound in the range 0.15 – 0.25 cm accounts for 0.3% (0.4%).

Fit constraints: the BC, BD, and CD fractions are constrained in the fit so that their ratios with respect to the fitted BB fraction in the BC and BD cases, and the fitted CC fraction in the CD case, agree with the predicted values from the MC simulation, as described in Section 5. The uncertainties from this procedure include those on the rate of $c\bar{c}$ production from gluon splitting and the muon misidentification rates in the simulation. To estimate the uncertainty, we vary the constraints on the fractions by $\pm 50\%$ around the simulation values, which induces a difference of 1.6% (1.2%) for $p_T > 4$ (6) GeV in the fitted BB fraction. Since the 2D fit neglects the mixing of prompt and non-prompt muon components (PB, PC, PD), an additional systematic uncertainty is computed by assigning to the BB fraction an uncertainty equal to the missing contributions, as found in the simulation, of 0.7% (0.6%) for $p_T > 4$ (6) GeV.

The total systematic uncertainty related to the fit method is found by adding the contributions in quadrature, which gives 2.2% (2.7%) for $p_T > 4$ (6) GeV.

As a consistency check, an unconstrained 1D fit is performed on the d_{xy} distribution of the muons selected for the analysis, using the templates derived in Section 4.1. The results are in agreement within the quoted systematic uncertainty with those from the 2D fit.

7.4 Efficiencies from data and the dimuon invariant mass extrapolation

The statistical uncertainties of the efficiencies found from the T&P method of 6.0% (5.2%) for $p_T > 4$ (6) GeV are taken as the systematic uncertainty on this procedure.

The dimuon invariant mass distribution predicted from the MC simulation, scaled to the fitted fractions in the data, does not agree with the observed distribution within the uncertainties. Attributing the entire difference as being due to extra $b\bar{b}$ signal events, gives us the largest systematic uncertainty from this source of 1.1% (3.3%) for $p_T > 4$ (6) GeV.

7.5 Overall systematic uncertainty

All the systematic uncertainties described so far are summarized in Table 5 and sum in quadrature to 8.6% (9.2%) for $p_T > 4$ (6) GeV, with the larger contribution coming from the data-driven efficiency determination with the T&P method. The last source of systematic uncertainty to be considered is related to the integrated luminosity of the dimuon data sample, which is determined with a 4% uncertainty [16]. The total systematic uncertainty is therefore 9.4% for $p_T > 4$ GeV and 10.1% for $p_T > 6$ GeV.

Table 5: Systematic uncertainties on the cross-section measurements in percent for the two p_T limits.

Source	Uncertainty	
	$p_T > 4$ GeV	$p_T > 6$ GeV
Model dependency	4.9	4.9
Impact parameter resolution	2.7	4.0
Monte Carlo precision and fit method	2.2	2.7
Efficiencies and acceptance	6.1	6.2
Total	8.6	9.2

8 Results and comparison with QCD predictions

The $pp \rightarrow b\bar{b}X \rightarrow \mu\mu X'$ cross section within the accepted kinematic range is determined from the observed number of dimuon events passing the event selection $\mathcal{N}_{\mu\mu}$, the fraction of signal events in the dimuon sample f_{BB} , the average efficiency for the trigger, muon identification, and event selection ϵ , weighted by the p_T and η distributions, and the integrated luminosity \mathcal{L} according to the relation:

$$\sigma(pp \rightarrow b\bar{b}X \rightarrow \mu\mu X', p_T > 4 \text{ or } 6 \text{ GeV}, |\eta| < 2.1) = \frac{\mathcal{N}_{\mu\mu} \cdot f_{BB}}{\epsilon \cdot \mathcal{L}}. \quad (4)$$

By applying Eq. (4) we measure:

$$\sigma(pp \rightarrow b\bar{b}X \rightarrow \mu\mu X', p_T > 4 \text{ GeV}, |\eta| < 2.1) = 25.7 \pm 0.1 \text{ (stat.)} \pm 2.2 \text{ (syst.)} \pm 1.0 \text{ (lumi.) nb} \quad (5)$$

and

$$\sigma(pp \rightarrow b\bar{b}X \rightarrow \mu\mu X', p_T > 6 \text{ GeV}, |\eta| < 2.1) = 5.03 \pm 0.05 \text{ (stat.)} \pm 0.46 \text{ (syst.)} \pm 0.20 \text{ (lumi.) nb.} \quad (6)$$

The cross sections predicted by the leading-order PYTHIA simulation are 48.2 nb for $p_T > 4$ GeV and 9.2 nb for $p_T > 6$ GeV, where the statistical uncertainties are negligible. That PYTHIA predicts a cross section value higher than the one measured in data has been seen in previous analyses [11], and is confirmed by our present findings.

The next-to-leading-order event generator MC@NLO [32] is used to estimate the NLO QCD prediction for this measurement, with the CTEQ6.6 PDF and a b-quark mass of 4.75 GeV. The generator is interfaced with HERWIG [33] for parton showering, hadronization, and decays. The systematic uncertainty for this prediction is obtained by varying the b-quark mass between 4.5 GeV and 5 GeV, and by changing the PDF to the MSTW2008 [34] set. The scale uncertainty is estimated by varying the QCD renormalization and factorization scales independently from half to twice their default values, as in Ref. [35].

The predicted cross sections are:

$$\sigma_{\text{MC@NLO}}(\text{pp} \rightarrow \text{b}\bar{\text{b}}\text{X} \rightarrow \mu\mu\text{X}', p_T > 4 \text{ GeV}, |\eta| < 2.1) = 19.7 \pm 0.3 \text{ (stat.) } {}^{+6.5}_{-4.1} \text{ (syst.) nb} \quad (7)$$

and

$$\sigma_{\text{MC@NLO}}(\text{pp} \rightarrow \text{b}\bar{\text{b}}\text{X} \rightarrow \mu\mu\text{X}', p_T > 6 \text{ GeV}, |\eta| < 2.1) = 4.40 \pm 0.14 \text{ (stat.) } {}^{+1.10}_{-0.84} \text{ (syst.) nb.} \quad (8)$$

Both predictions are compatible with our results within the uncertainties of the NLO calculations and the measurements.

9 Summary

A measurement of the inclusive cross section for the process $\text{pp} \rightarrow \text{b}\bar{\text{b}}\text{X} \rightarrow \mu\mu\text{X}'$ at $\sqrt{s} = 7$ TeV has been presented, based on an integrated luminosity of $27.9 \pm 1.1 \text{ pb}^{-1}$ collected by the CMS experiment at the LHC. Selecting pairs of muons each with pseudorapidity $|\eta| < 2.1$, the value $\sigma(\text{pp} \rightarrow \text{b}\bar{\text{b}}\text{X} \rightarrow \mu\mu\text{X}') = 25.7 \pm 0.1 \text{ (stat.)} \pm 2.2 \text{ (syst.)} \pm 1.0 \text{ (lumi.) nb}$ was obtained for muons with transverse momentum $p_T > 4$ GeV, and $5.03 \pm 0.05 \text{ (stat.)} \pm 0.46 \text{ (syst.)} \pm 0.20 \text{ (lumi.) nb}$ for muons with $p_T > 6$ GeV. This result is the most precise measurement of this quantity yet made at the LHC.

Acknowledgements

We congratulate our colleagues in the CERN accelerator departments for the excellent performance of the LHC machine. We thank the technical and administrative staff at CERN and other CMS institutes. This work was supported by the Austrian Federal Ministry of Science and Research; the Belgium Fonds de la Recherche Scientifique, and Fonds voor Wetenschappelijk Onderzoek; the Brazilian Funding Agencies (CNPq, CAPES, FAPERJ, and FAPESP); the Bulgarian Ministry of Education and Science; CERN; the Chinese Academy of Sciences, Ministry of Science and Technology, and National Natural Science Foundation of China; the Colombian Funding Agency (COLCIENCIAS); the Croatian Ministry of Science, Education and Sport; the Research Promotion Foundation, Cyprus; the Ministry of Education and Research, Recurrent financing contract SF0690030s09 and European Regional Development Fund, Estonia; the Academy of Finland, Finnish Ministry of Education and Culture, and Helsinki Institute of Physics; the Institut National de Physique Nucléaire et de Physique des Particules / CNRS, and Commissariat à l'Énergie Atomique et aux Énergies Alternatives / CEA, France; the Bundesministerium für Bildung und Forschung, Deutsche Forschungsgemeinschaft, and Helmholtz-Gemeinschaft Deutscher Forschungszentren, Germany; the General Secretariat for Research

and Technology, Greece; the National Scientific Research Foundation, and National Office for Research and Technology, Hungary; the Department of Atomic Energy and the Department of Science and Technology, India; the Institute for Studies in Theoretical Physics and Mathematics, Iran; the Science Foundation, Ireland; the Istituto Nazionale di Fisica Nucleare, Italy; the Korean Ministry of Education, Science and Technology and the World Class University program of NRF, Korea; the Lithuanian Academy of Sciences; the Mexican Funding Agencies (CINVESTAV, CONACYT, SEP, and UASLP-FAI); the Ministry of Science and Innovation, New Zealand; the Pakistan Atomic Energy Commission; the Ministry of Science and Higher Education and the National Science Centre, Poland; the Fundação para a Ciência e a Tecnologia, Portugal; JINR (Armenia, Belarus, Georgia, Ukraine, Uzbekistan); the Ministry of Education and Science of the Russian Federation, the Federal Agency of Atomic Energy of the Russian Federation, Russian Academy of Sciences, and the Russian Foundation for Basic Research; the Ministry of Science and Technological Development of Serbia; the Ministerio de Ciencia e Innovación, and Programa Consolider-Ingenio 2010, Spain; the Swiss Funding Agencies (ETH Board, ETH Zurich, PSI, SNF, UniZH, Canton Zurich, and SER); the National Science Council, Taipei; the Scientific and Technical Research Council of Turkey, and Turkish Atomic Energy Authority; the Science and Technology Facilities Council, UK; the US Department of Energy, and the US National Science Foundation.

Individuals have received support from the Marie-Curie programme and the European Research Council (European Union); the Leventis Foundation; the A. P. Sloan Foundation; the Alexander von Humboldt Foundation; the Belgian Federal Science Policy Office; the Fonds pour la Formation à la Recherche dans l'Industrie et dans l'Agriculture (FRIA-Belgium); the Agentschap voor Innovatie door Wetenschap en Technologie (IWT-Belgium); the Council of Science and Industrial Research, India; and the HOMING PLUS programme of Foundation for Polish Science, cofinanced from European Union, Regional Development Fund.

References

- [1] P. Nason, S. Dawson, and R. Ellis, "The total cross-section for the production of heavy quarks in hadronic collisions", *Nucl. Phys. B* **303** (1988) 607.
doi:10.1016/0550-3213(88)90422-1.
- [2] P. Nason, S. Dawson, and R. Ellis, "The one particle inclusive differential cross-section for heavy quark production in hadronic collisions", *Nucl. Phys. B* **327** (1989) 49.
doi:10.1016/0550-3213(89)90286-1.
- [3] W. Beenakker et al., "QCD corrections to heavy quark production in hadron-hadron collisions", *Nucl. Phys. B* **351** (1991) 507. doi:10.1016/S0550-3213(05)80032-X.
- [4] J. C. Collins and R. Ellis, "Heavy quark production in very high-energy hadron collisions", *Nucl. Phys. B* **360** (1991) 3. doi:10.1016/0550-3213(91)90288-9.
- [5] S. Catani, M. Ciafaloni, and F. Hautmann, "High-energy factorization and small- x heavy flavor production", *Nucl. Phys. B* **366** (1991) 135.
doi:10.1016/0550-3213(91)90055-3.
- [6] M. Cacciari and M. Greco, "Large p_T hadroproduction of heavy quarks", *Nucl. Phys. B* **421** (1994) 530, arXiv:hep-ph/9311260.
doi:10.1016/0550-3213(94)90515-0.

- [7] D0 Collaboration, “The $b\bar{b}$ production cross section and angular correlations in $p\bar{p}$ collisions at $\sqrt{s} = 1.8 \text{ TeV}$ ”, *Phys. Lett. B* **487** (2000) 264, arXiv:hep-ex/9905024. doi:10.1016/S0370-2693(00)00844-3.
- [8] CDF Collaboration, “Measurement of correlated $b\bar{b}$ production in $p\bar{p}$ collisions at $\sqrt{s} = 1960 \text{ GeV}$ ”, *Phys. Rev. D* **77** (2008) 072004, arXiv:0710.1895. doi:10.1103/PhysRevD.77.072004.
- [9] CMS Collaboration, “Measurement of the B^+ Production Cross Section in pp Collisions at $\sqrt{s} = 7 \text{ TeV}$ ”, *Phys. Rev. Lett.* **106** (2011) 112001, arXiv:1101.0131. doi:10.1103/PhysRevLett.106.112001.
- [10] CMS Collaboration, “Measurement of the B^0 Production Cross Section in pp Collisions at $\sqrt{s} = 7 \text{ TeV}$ ”, *Phys. Rev. Lett.* **106** (2011) 252001, arXiv:1104.2892. doi:10.1103/PhysRevLett.106.252001.
- [11] CMS Collaboration, “Inclusive b-hadron production cross section with muons in pp collisions at $\sqrt{s} = 7 \text{ TeV}$ ”, *JHEP* **03** (2011) 090, arXiv:1101.3512. doi:10.1007/JHEP03(2011)090.
- [12] LHCb Collaboration, “Measurement of $\sigma_{pp \rightarrow b\bar{b}X}$ at $\sqrt{s} = 7 \text{ TeV}$ in the forward region”, *Phys. Lett. B* **694** (2010) 209, arXiv:1009.2731. doi:10.1016/j.physletb.2010.10.010.
- [13] LHCb Collaboration, “Measurement of the B^\pm production cross-section in pp collisions at $\sqrt{s} = 7 \text{ TeV}$ ”, (2012). arXiv:1202.4812.
- [14] S. Frixione and M. L. Mangano, “Heavy quark jets in hadronic collisions”, *Nucl. Phys. B* **483** (1997) 321, arXiv:hep-ph/9605270. doi:10.1016/S0550-3213(96)00577-9.
- [15] CMS Collaboration, “The CMS experiment at the CERN LHC”, *JINST* **03** (2008) S08004. doi:10.1088/1748-0221/3/08/S08004.
- [16] CMS Collaboration, “Measurement of CMS Luminosity”, CMS Physics Analysis Summary CMS-PAS-EWK-10-004, (2010).
- [17] T. Sjöstrand, S. Mrenna, and P. Skands, “PYTHIA 6.4 physics and manual”, *JHEP* **05** (2006) 026, arXiv:hep-ph/0603175. doi:10.1088/1126-6708/2006/05/026.
- [18] R. Field, “Early LHC Underlying Event Data—Findings and Surprises”, in *Proceedings of the Hadron Collider Physics Symposium 2010*. 2010. arXiv:1010.3558.
- [19] J. Pumplin et al., “New Generation of Parton Distributions with Uncertainties from Global QCD Analysis”, *JHEP* **07** (2002) 012, arXiv:hep-ph/0201195. doi:10.1088/1126-6708/2002/07/012.
- [20] GEANT4 Collaboration, “GEANT4—a Simulation Toolkit”, *Nucl. Instr. Meth. A* **506** (2003) 250. doi:10.1016/S0168-9002(03)01368-8.
- [21] OPAL Collaboration, “Measurement of the production rate of charm quark pairs from gluons in hadronic Z^0 decays”, *Eur. Phys. J. C* **1** (2000) 1, arXiv:hep-ex/9908001. doi:10.1007/s100520000260.

-
- [22] ALEPH Collaboration, "A measurement of the gluon splitting rate into $c\bar{c}$ pairs in hadronic Z decays", *Phys. Lett. B* **561** (2003) 213, arXiv:hep-ex/0302003. doi:10.1016/S0370-2693(03)00495-7.
- [23] L3 Collaboration, "Measurement of the probability of gluon splitting into charmed quarks in hadronic Z decays", *Phys. Lett. B* **476** (2000) 243, arXiv:hep-ex/9911016. doi:10.1016/S0370-2693(00)00163-5.
- [24] D. J. Miller and M. H. Seymour, "Secondary heavy quark pair production in e^+e^- annihilation", *Phys. Lett. B* **435** (1998) 213, arXiv:hep-ph/9805414. doi:10.1016/S0370-2693(98)00773-4.
- [25] DELPHI Collaboration, "Measurement of the multiplicity of gluons splitting to bottom quark pairs in hadronic Z^0 decays", *Phys. Lett. B* **405** (1997) 202. doi:10.1016/S0370-2693(97)00608-4.
- [26] ALEPH Collaboration, "A measurement of the gluon splitting rate into $b\bar{b}$ pairs in hadronic Z decays", *Phys. Lett. B* **434** (1998) 437. doi:10.1016/S0370-2693(98)00850-8.
- [27] OPAL Collaboration, "Production rates of $b\bar{b}$ quark pairs from gluons and $b\bar{b}b\bar{b}$ events in hadronic Z^0 decays", *Eur. Phys. J. C* **18** (2001) 447, arXiv:hep-ex/0010029. doi:10.1007/s100520100580.
- [28] CMS Collaboration, "Performance of muon identification in pp collisions at $\sqrt{s} = 7$ TeV", CMS Physics Analysis Summary CMS-PAS-MUO-10-002, (2010).
- [29] CMS Collaboration, "Measurement of Tracking Efficiency", CMS Physics Analysis Summary CMS-PAS-TRK-10-002, (2010).
- [30] Heavy Flavour Averaging Group (HFAG) Collaboration, "Averages of b-hadron, c-hadron, and tau-lepton Properties", (2010). arXiv:1010.1589.
- [31] C. Peterson et al., "Scaling violations in inclusive e^+e^- annihilation spectra", *Phys. Rev. D* **27** (1983) 105. doi:10.1103/PhysRevD.27.105.
- [32] S. Frixione and B. R. Webber, "Matching NLO QCD computations and parton shower simulations", *JHEP* **06** (2002) 029, arXiv:hep-ph/0204244. doi:10.1088/1126-6708/2002/06/029.
- [33] G. Corcella et al., "HERWIG 6: an event generator for hadron emission reactions with interfering gluons (including supersymmetric processes)", *JHEP* **01** (2001) 010, arXiv:hep-ph/0011363. doi:10.1088/1126-6708/2001/01/010.
- [34] A. Martin et al., "Parton distributions for the LHC", *Eur. Phys. J. C* **63** (2009) 189, arXiv:0901.0002. doi:10.1140/epjc/s10052-009-1072-5.
- [35] M. Cacciari et al., "QCD analysis of first b cross-section data at 1.96 TeV", *JHEP* **07** (2004) 033, arXiv:hep-ph/0312132. doi:10.1088/1126-6708/2004/07/033.

A The CMS Collaboration

Yerevan Physics Institute, Yerevan, Armenia

S. Chatrchyan, V. Khachatryan, A.M. Sirunyan, A. Tumasyan

Institut für Hochenergiephysik der OeAW, Wien, Austria

W. Adam, T. Bergauer, M. Dragicevic, J. Erö, C. Fabjan, M. Friedl, R. Frühwirth, V.M. Ghete, J. Hammer¹, M. Hoch, N. Hörmann, J. Hrubec, M. Jeitler, W. Kiesenhofer, M. Krammer, D. Liko, I. Mikulec, M. Pernicka[†], B. Rahbaran, C. Rohringer, H. Rohringer, R. Schöffbeck, J. Strauss, A. Taurok, F. Teischinger, P. Wagner, W. Waltenberger, G. Walzel, E. Widl, C.-E. Wulz

National Centre for Particle and High Energy Physics, Minsk, Belarus

V. Mossolov, N. Shumeiko, J. Suarez Gonzalez

Universiteit Antwerpen, Antwerpen, Belgium

S. Bansal, L. Benucci, T. Cornelis, E.A. De Wolf, X. Janssen, S. Luyckx, T. Maes, L. Mucibello, S. Ochesanu, B. Roland, R. Rougny, M. Selvaggi, H. Van Haevermaet, P. Van Mechelen, N. Van Remortel, A. Van Spilbeeck

Vrije Universiteit Brussel, Brussel, Belgium

F. Blekman, S. Blyweert, J. D'Hondt, R. Gonzalez Suarez, A. Kalogeropoulos, M. Maes, A. Olbrechts, W. Van Doninck, P. Van Mulders, G.P. Van Onsem, I. Villella

Université Libre de Bruxelles, Bruxelles, Belgium

O. Charaf, B. Clerbaux, G. De Lentdecker, V. Dero, A.P.R. Gay, G.H. Hammad, T. Hreus, A. Léonard, P.E. Marage, L. Thomas, C. Vander Velde, P. Vanlaer, J. Wickens

Ghent University, Ghent, Belgium

V. Adler, K. Bernaert, A. Cimmino, S. Costantini, G. Garcia, M. Grunewald, B. Klein, J. Lellouch, A. Marinov, J. McCartin, A.A. Ocampo Rios, D. Ryckbosch, N. Strobbe, F. Thyssen, M. Tytgat, L. Vanelderen, P. Verwilligen, S. Walsh, E. Yazgan, N. Zaganidis

Université Catholique de Louvain, Louvain-la-Neuve, Belgium

S. Basegmez, G. Bruno, L. Ceard, J. De Favereau De Jeneret, C. Delaere, T. du Pree, D. Favart, L. Forthomme, A. Giammanco², G. Grégoire, J. Hollar, V. Lemaître, J. Liao, O. Militaru, C. Nuttens, D. Pagano, A. Pin, K. Piotrkowski, N. Schul

Université de Mons, Mons, Belgium

N. Bely, T. Caebergs, E. Daubie

Centro Brasileiro de Pesquisas Físicas, Rio de Janeiro, Brazil

G.A. Alves, M. Correa Martins Junior, D. De Jesus Damiao, T. Martins, M.E. Pol, M.H.G. Souza

Universidade do Estado do Rio de Janeiro, Rio de Janeiro, Brazil

W.L. Aldá Júnior, W. Carvalho, A. Custódio, E.M. Da Costa, C. De Oliveira Martins, S. Fonseca De Souza, D. Matos Figueiredo, L. Mundim, H. Nogima, V. Oguri, W.L. Prado Da Silva, A. Santoro, S.M. Silva Do Amaral, L. Soares Jorge, A. Sznajder

Instituto de Física Teórica, Universidade Estadual Paulista, Sao Paulo, Brazil

T.S. Anjos³, C.A. Bernardes³, F.A. Dias⁴, T.R. Fernandez Perez Tomei, E. M. Gregores³, C. Lagana, F. Marinho, P.G. Mercadante³, S.F. Novaes, Sandra S. Padula

Institute for Nuclear Research and Nuclear Energy, Sofia, Bulgaria

V. Genchev¹, P. Iaydjiev¹, S. Piperov, M. Rodozov, S. Stoykova, G. Sultanov, V. Tcholakov, R. Trayanov, M. Vutova

University of Sofia, Sofia, Bulgaria

A. Dimitrov, R. Hadjiiska, A. Karadzhinova, V. Kozhuharov, L. Litov, B. Pavlov, P. Petkov

Institute of High Energy Physics, Beijing, China

J.G. Bian, G.M. Chen, H.S. Chen, C.H. Jiang, D. Liang, S. Liang, X. Meng, J. Tao, J. Wang, J. Wang, X. Wang, Z. Wang, H. Xiao, M. Xu, J. Zang, Z. Zhang

State Key Lab. of Nucl. Phys. and Tech., Peking University, Beijing, China

C. Asawatangtrakuldee, Y. Ban, S. Guo, Y. Guo, W. Li, S. Liu, Y. Mao, S.J. Qian, H. Teng, S. Wang, B. Zhu, W. Zou

Universidad de Los Andes, Bogota, Colombia

A. Cabrera, B. Gomez Moreno, A.F. Osorio Oliveros, J.C. Sanabria

Technical University of Split, Split, Croatia

N. Godinovic, D. Lelas, R. Plestina⁵, D. Polic, I. Puljak¹

University of Split, Split, Croatia

Z. Antunovic, M. Dzelalija, M. Kovac

Institute Rudjer Boskovic, Zagreb, Croatia

V. Brigljevic, S. Duric, K. Kadija, J. Luetic, S. Morovic

University of Cyprus, Nicosia, Cyprus

A. Attikis, M. Galanti, J. Mousa, C. Nicolaou, F. Ptochos, P.A. Razis

Charles University, Prague, Czech Republic

M. Finger, M. Finger Jr.

Academy of Scientific Research and Technology of the Arab Republic of Egypt, Egyptian Network of High Energy Physics, Cairo, Egypt

Y. Assran⁶, A. Ellithi Kamel⁷, S. Khalil⁸, M.A. Mahmoud⁹, A. Radi^{8,10}

National Institute of Chemical Physics and Biophysics, Tallinn, Estonia

A. Hektor, M. Kadastik, M. Müntel, M. Raidal, L. Rebane, A. Tiko

Department of Physics, University of Helsinki, Helsinki, Finland

V. Azzolini, P. Eerola, G. Fedi, M. Voutilainen

Helsinki Institute of Physics, Helsinki, Finland

S. Czellar, J. Härkönen, A. Heikkinen, V. Karimäki, R. Kinnunen, M.J. Kortelainen, T. Lampén, K. Lassila-Perini, S. Lehti, T. Lindén, P. Luukka, T. Mäenpää, T. Peltola, E. Tuominen, J. Tuominiemi, E. Tuovinen, D. Ungaro, L. Wendland

Lappeenranta University of Technology, Lappeenranta, Finland

K. Banzuzi, A. Korpela, T. Tuuva

Laboratoire d'Annecy-le-Vieux de Physique des Particules, IN2P3-CNRS, Annecy-le-Vieux, France

D. Sillou

DSM/IRFU, CEA/Saclay, Gif-sur-Yvette, France

M. Besancon, S. Choudhury, M. Dejjardin, D. Denegri, B. Fabbro, J.L. Faure, F. Ferri, S. Ganjour, A. Givernaud, P. Gras, G. Hamel de Monchenault, P. Jarry, E. Locci, J. Malcles, L. Millischer, J. Rander, A. Rosowsky, I. Shreyber, M. Titov

Laboratoire Leprince-Ringuet, Ecole Polytechnique, IN2P3-CNRS, Palaiseau, France

S. Baffioni, F. Beaudette, L. Benhabib, L. Bianchini, M. Bluj¹¹, C. Broutin, P. Busson, C. Charlot, N. Daci, T. Dahms, L. Dobrzynski, S. Elgammal, R. Granier de Cassagnac, M. Haguenaer, P. Miné, C. Mironov, C. Ochando, P. Paganini, D. Sabes, R. Salerno, Y. Sirois, C. Thiebaut, C. Veelken, A. Zabi

Institut Pluridisciplinaire Hubert Curien, Université de Strasbourg, Université de Haute Alsace Mulhouse, CNRS/IN2P3, Strasbourg, France

J.-L. Agram¹², J. Andrea, D. Bloch, D. Bodin, J.-M. Brom, M. Cardaci, E.C. Chabert, C. Collard, E. Conte¹², F. Drouhin¹², C. Ferro, J.-C. Fontaine¹², D. Gelé, U. Goerlach, P. Juillot, M. Karim¹², A.-C. Le Bihan, P. Van Hove

Centre de Calcul de l'Institut National de Physique Nucleaire et de Physique des Particules (IN2P3), Villeurbanne, France

F. Fassi, D. Mercier

Université de Lyon, Université Claude Bernard Lyon 1, CNRS-IN2P3, Institut de Physique Nucléaire de Lyon, Villeurbanne, France

C. Baty, S. Beauceron, N. Beaupere, M. Bedjidian, O. Bondu, G. Boudoul, D. Boumediene, H. Brun, J. Chasserat, R. Chierici¹, D. Contardo, P. Depasse, H. El Mamouni, A. Falkiewicz, J. Fay, S. Gascon, M. Gouzevitch, B. Ille, T. Kurca, T. Le Grand, M. Lethuillier, L. Mirabito, S. Perries, V. Sordini, S. Tosi, Y. Tschudi, P. Verdier, S. Viret

Institute of High Energy Physics and Informatization, Tbilisi State University, Tbilisi, Georgia

D. Lomidze

RWTH Aachen University, I. Physikalisches Institut, Aachen, Germany

G. Anagnostou, S. Beranek, M. Edelhoff, L. Feld, N. Heracleous, O. Hindrichs, R. Jussen, K. Klein, J. Merz, A. Ostapchuk, A. Perieanu, F. Raupach, J. Sammet, S. Schael, D. Sprenger, H. Weber, B. Wittmer, V. Zhukov¹³

RWTH Aachen University, III. Physikalisches Institut A, Aachen, Germany

M. Ata, J. Caudron, E. Dietz-Laursonn, M. Erdmann, A. Güth, T. Hebbeker, C. Heidemann, K. Hoepfner, T. Klimkovich, D. Klingebiel, P. Kreuzer, D. Lanske[†], J. Lingemann, C. Magass, M. Merschmeyer, A. Meyer, M. Olschewski, P. Papacz, H. Pieta, H. Reithler, S.A. Schmitz, L. Sonnenschein, J. Steggemann, D. Teyssier, M. Weber

RWTH Aachen University, III. Physikalisches Institut B, Aachen, Germany

M. Bontenackels, V. Cherepanov, M. Davids, G. Flügge, H. Geenen, M. Geisler, W. Haj Ahmad, F. Hoehle, B. Kargoll, T. Kress, Y. Kuessel, A. Linn, A. Nowack, L. Perchalla, O. Pooth, J. Rennefeld, P. Sauerland, A. Stahl, M.H. Zoeller

Deutsches Elektronen-Synchrotron, Hamburg, Germany

M. Aldaya Martin, W. Behrenhoff, U. Behrens, M. Bergholz¹⁴, A. Bethani, K. Borras, A. Burgmeier, A. Cakir, L. Calligaris, A. Campbell, E. Castro, D. Dammann, G. Eckerlin, D. Eckstein, A. Flossdorf, G. Flucke, A. Geiser, J. Hauk, H. Jung¹, M. Kasemann, P. Katsas, C. Kleinwort, H. Kluge, A. Knutsson, M. Krämer, D. Krücker, E. Kuznetsova, W. Lange, W. Lohmann¹⁴, B. Lutz, R. Mankel, I. Marfin, M. Marienfeld, I.-A. Melzer-Pellmann, A.B. Meyer, J. Mnich, A. Mussgiller, S. Naumann-Emme, J. Olzem, A. Petrukhin, D. Pitzl, A. Raspereza, P.M. Ribeiro Cipriano, M. Rosin, J. Salfeld-Nebgen, R. Schmidt¹⁴, T. Schoerner-Sadenius, N. Sen, A. Spiridonov, M. Stein, J. Tomaszewska, R. Walsh, C. Wissing

University of Hamburg, Hamburg, Germany

C. Autermann, V. Blobel, S. Bobrovskiy, J. Draeger, H. Enderle, J. Erfle, U. Gebbert, M. Görner, T. Hermanns, R.S. Höing, K. Kaschube, G. Kaussen, H. Kirschenmann, R. Klanner, J. Lange, B. Mura, F. Nowak, N. Pietsch, C. Sander, H. Schettler, P. Schleper, E. Schlieckau, A. Schmidt, M. Schröder, T. Schum, H. Stadie, G. Steinbrück, J. Thomsen

Institut für Experimentelle Kernphysik, Karlsruhe, Germany

C. Barth, J. Berger, T. Chwalek, W. De Boer, A. Dierlamm, G. Dirkes, M. Feindt, J. Gruschke, M. Guthoff¹, C. Hackstein, F. Hartmann, M. Heinrich, H. Held, K.H. Hoffmann, S. Honc, I. Katkov¹³, J.R. Komaragiri, T. Kuhr, D. Martschei, S. Mueller, Th. Müller, M. Niegel, A. Nürnberg, O. Oberst, A. Oehler, J. Ott, T. Peiffer, G. Quast, K. Rabbertz, F. Ratnikov, N. Ratnikova, M. Renz, S. Röcker, C. Saout, A. Scheurer, P. Schieferdecker, F.-P. Schilling, M. Schmanau, G. Schott, H.J. Simonis, F.M. Stober, D. Troendle, J. Wagner-Kuhr, T. Weiler, M. Zeise, E.B. Ziebarth

Institute of Nuclear Physics "Demokritos", Aghia Paraskevi, Greece

G. Daskalakis, T. Gerasis, S. Kesisoglou, A. Kyriakis, D. Loukas, I. Manolakos, A. Markou, C. Markou, C. Mavrommatis, E. Ntomari

University of Athens, Athens, Greece

L. Gouskos, T.J. Mertzimekis, A. Panagiotou, N. Saoulidou, E. Stiliaris

University of Ioánnina, Ioánnina, Greece

I. Evangelou, C. Foudas¹, P. Kokkas, N. Manthos, I. Papadopoulos, V. Patras, F.A. Triantis

KFKI Research Institute for Particle and Nuclear Physics, Budapest, Hungary

A. Aranyi, G. Bencze, L. Boldizsar, C. Hajdu¹, P. Hidas, D. Horvath¹⁵, A. Kapusi, K. Krajczar¹⁶, F. Sikler¹, V. Veszpremi, G. Vesztergombi¹⁶

Institute of Nuclear Research ATOMKI, Debrecen, Hungary

N. Beni, J. Molnar, J. Palinkas, Z. Szillasi

University of Debrecen, Debrecen, Hungary

J. Karancsi, P. Raics, Z.L. Trocsanyi, B. Ujvari

Panjab University, Chandigarh, India

S.B. Beri, V. Bhatnagar, N. Dhingra, R. Gupta, M. Jindal, M. Kaur, J.M. Kohli, M.Z. Mehta, N. Nishu, L.K. Saini, A. Sharma, A.P. Singh, J. Singh, S.P. Singh

University of Delhi, Delhi, India

S. Ahuja, B.C. Choudhary, A. Kumar, A. Kumar, S. Malhotra, M. Naimuddin, K. Ranjan, V. Sharma, R.K. Shivpuri

Saha Institute of Nuclear Physics, Kolkata, India

S. Banerjee, S. Bhattacharya, S. Dutta, B. Gomber, S. Jain, S. Jain, R. Khurana, S. Sarkar

Bhabha Atomic Research Centre, Mumbai, India

R.K. Choudhury, D. Dutta, S. Kailas, V. Kumar, A.K. Mohanty¹, L.M. Pant, P. Shukla

Tata Institute of Fundamental Research - EHEP, Mumbai, India

T. Aziz, S. Ganguly, M. Guchait¹⁷, A. Gurtu¹⁸, M. Maity¹⁹, G. Majumder, K. Mazumdar, G.B. Mohanty, B. Parida, A. Saha, K. Sudhakar, N. Wickramage

Tata Institute of Fundamental Research - HECR, Mumbai, India

S. Banerjee, S. Dugad, N.K. Mondal

Institute for Research in Fundamental Sciences (IPM), Tehran, Iran

H. Arfaei, H. Bakhshiansohi²⁰, S.M. Etesami²¹, A. Fahim²⁰, M. Hashemi, H. Hesari, A. Jafari²⁰, M. Khakzad, A. Mohammadi²², M. Mohammadi Najafabadi, S. Paktinat Mehdiabadi, B. Safarzadeh²³, M. Zeinali²¹

INFN Sezione di Bari ^a, Università di Bari ^b, Politecnico di Bari ^c, Bari, Italy

M. Abbrescia^{a,b}, L. Barbone^{a,b}, C. Calabria^{a,b}, S.S. Chhibra^{a,b}, A. Colaleo^a, D. Creanza^{a,c}, N. De Filippis^{a,c,1}, M. De Palma^{a,b}, L. Fiore^a, G. Iaselli^{a,c}, L. Lusito^{a,b}, G. Maggi^{a,c}, M. Maggi^a, N. Manna^{a,b}, B. Marangelli^{a,b}, S. My^{a,c}, S. Nuzzo^{a,b}, N. Pacifico^{a,b}, A. Pompili^{a,b}, G. Pugliese^{a,c}, F. Romano^{a,c}, G. Selvaggi^{a,b}, L. Silvestris^a, G. Singh^{a,b}, S. Tuppiti^{a,b}, G. Zito^a

INFN Sezione di Bologna ^a, Università di Bologna ^b, Bologna, Italy

G. Abbiendi^a, A.C. Benvenuti^a, D. Bonacorsi^a, S. Braibant-Giacomelli^{a,b}, L. Brigliadori^a, P. Capiluppi^{a,b}, A. Castro^{a,b}, F.R. Cavallo^a, M. Cuffiani^{a,b}, G.M. Dallavalle^a, F. Fabbri^a, A. Fanfani^{a,b}, D. Fasanella^{a,1}, P. Giacomelli^a, C. Grandi^a, S. Marcellini^a, G. Masetti^a, M. Meneghelli^{a,b}, A. Montanari^a, F.L. Navarria^{a,b}, F. Odorici^a, A. Perrotta^a, F. Primavera^a, A.M. Rossi^{a,b}, T. Rovelli^{a,b}, G. Siroli^{a,b}, R. Travaglini^{a,b}

INFN Sezione di Catania ^a, Università di Catania ^b, Catania, Italy

S. Albergo^{a,b}, G. Cappello^{a,b}, M. Chiorboli^{a,b}, S. Costa^{a,b}, R. Potenza^{a,b}, A. Tricomi^{a,b}, C. Tuve^{a,b}

INFN Sezione di Firenze ^a, Università di Firenze ^b, Firenze, Italy

G. Barbagli^a, V. Ciulli^{a,b}, C. Civinini^a, R. D'Alessandro^{a,b}, E. Focardi^{a,b}, S. Frosali^{a,b}, E. Gallo^a, S. Gonzi^{a,b}, M. Meschini^a, S. Paoletti^a, G. Sguazzoni^a, A. Tropiano^{a,1}

INFN Laboratori Nazionali di Frascati, Frascati, Italy

L. Benussi, S. Bianco, S. Colafranceschi²⁴, F. Fabbri, D. Piccolo

INFN Sezione di Genova, Genova, Italy

P. Fabbri, R. Musenich

INFN Sezione di Milano-Bicocca ^a, Università di Milano-Bicocca ^b, Milano, Italy

A. Benaglia^{a,b,1}, F. De Guio^{a,b}, L. Di Matteo^{a,b}, S. Fiorendi^{a,b}, S. Gennai^{a,1}, A. Ghezzi^{a,b}, S. Malvezzi^a, R.A. Manzoni^{a,b}, A. Martelli^{a,b}, A. Massironi^{a,b,1}, D. Menasce^a, L. Moroni^a, M. Paganoni^{a,b}, D. Pedrini^a, S. Ragazzi^{a,b}, N. Redaelli^a, S. Sala^a, T. Tabarelli de Fatis^{a,b}

INFN Sezione di Napoli ^a, Università di Napoli "Federico II" ^b, Napoli, Italy

S. Buontempo^a, C.A. Carrillo Montoya^{a,1}, N. Cavallo^{a,25}, A. De Cosa^{a,b}, O. Dogangun^{a,b}, F. Fabozzi^{a,25}, A.O.M. Iorio^{a,1}, L. Lista^a, M. Merola^{a,b}, P. Paolucci^a

INFN Sezione di Padova ^a, Università di Padova ^b, Università di Trento (Trento) ^c, Padova, Italy

P. Azzi^a, N. Bacchetta^{a,1}, P. Bellan^{a,b}, D. Bisello^{a,b}, A. Branca^a, R. Carlin^{a,b}, P. Checchia^a, T. Dorigo^a, U. Dosselli^a, F. Gasparini^{a,b}, U. Gasparini^{a,b}, A. Gozzelino^a, K. Kanishchev^{a,c}, S. Lacaprara^{a,26}, I. Lazzizzera^{a,c}, M. Margoni^{a,b}, M. Mazzucato^a, A.T. Meneguzzo^{a,b}, F. Montecassiano^a, M. Nespolo^{a,1}, L. Perrozzi^a, N. Pozzobon^{a,b}, P. Ronchese^{a,b}, F. Simonetto^{a,b}, E. Torassa^a, M. Tosi^{a,b,1}, S. Vanini^{a,b}, P. Zotto^{a,b}, G. Zumerle^{a,b}

INFN Sezione di Pavia ^a, Università di Pavia ^b, Pavia, Italy

P. Baesso^{a,b}, U. Berzano^a, M. Gabusi^{a,b}, S.P. Ratti^{a,b}, C. Riccardi^{a,b}, P. Torre^{a,b}, P. Vitulo^{a,b}, C. Viviani^{a,b}

INFN Sezione di Perugia ^a, Università di Perugia ^b, Perugia, Italy

M. Biasini^{a,b}, G.M. Bilei^a, B. Caponeri^{a,b}, L. Fanò^{a,b}, P. Lariccia^{a,b}, A. Lucaroni^{a,b,1}

G. Mantovani^{a,b}, M. Menichelli^a, A. Nappi^{a,b}, F. Romeo^{a,b}, A. Santocchia^{a,b}, S. Taroni^{a,b,1}, M. Valdata^{a,b}

INFN Sezione di Pisa^a, Università di Pisa^b, Scuola Normale Superiore di Pisa^c, Pisa, Italy

P. Azzurri^{a,c}, G. Bagliesi^a, T. Boccali^a, G. Broccolo^{a,c}, R. Castaldi^a, R.T. D'Agnolo^{a,c}, R. Dell'Orso^a, F. Fiori^{a,b}, L. Foà^{a,c}, A. Giassi^a, A. Kraan^a, F. Ligabue^{a,c}, T. Lomtadze^a, L. Martini^{a,27}, A. Messineo^{a,b}, F. Palla^a, F. Palmonari^a, A. Rizzi^{a,b}, A.T. Serban^a, P. Spagnolo^a, R. Tenchini^a, G. Tonelli^{a,b,1}, A. Venturi^{a,1}, P.G. Verdini^a

INFN Sezione di Roma^a, Università di Roma "La Sapienza"^b, Roma, Italy

L. Barone^{a,b}, F. Cavallari^a, D. Del Re^{a,b,1}, M. Diemoz^a, C. Fanelli^{a,b}, D. Franci^{a,b}, M. Grassi^{a,1}, E. Longo^{a,b}, P. Meridiani^a, F. Micheli^{a,b}, S. Nourbakhsh^a, G. Organtini^{a,b}, F. Pandolfi^{a,b}, R. Paramatti^a, S. Rahatlou^{a,b}, M. Sigamani^a, L. Soffi^{a,b}

INFN Sezione di Torino^a, Università di Torino^b, Università del Piemonte Orientale (Novara)^c, Torino, Italy

N. Amapane^{a,b}, R. Arcidiacono^{a,c}, S. Argiro^{a,b}, M. Arneodo^{a,c}, C. Biino^a, C. Botta^{a,b}, N. Cartiglia^a, R. Castello^{a,b}, M. Costa^{a,b}, N. Demaria^a, A. Graziano^{a,b}, C. Mariotti^{a,1}, S. Maselli^a, E. Migliore^{a,b}, V. Monaco^{a,b}, M. Musich^a, M.M. Obertino^{a,c}, N. Pastrone^a, M. Pelliccioni^a, A. Potenza^{a,b}, A. Romero^{a,b}, M. Ruspai^{a,c}, R. Sacchi^{a,b}, V. Sola^{a,b}, A. Solano^{a,b}, A. Staiano^a, A. Vilela Pereira^a

INFN Sezione di Trieste^a, Università di Trieste^b, Trieste, Italy

S. Belforte^a, F. Cossutti^a, G. Della Ricca^{a,b}, B. Gobbo^a, M. Marone^{a,b}, D. Montanino^{a,b,1}, A. Penzo^a

Kangwon National University, Chunchon, Korea

S.G. Heo, S.K. Nam

Kyungpook National University, Daegu, Korea

S. Chang, J. Chung, D.H. Kim, G.N. Kim, J.E. Kim, D.J. Kong, H. Park, S.R. Ro, D.C. Son

Chonnam National University, Institute for Universe and Elementary Particles, Kwangju, Korea

J.Y. Kim, Zero J. Kim, S. Song

Konkuk University, Seoul, Korea

H.Y. Jo

Korea University, Seoul, Korea

S. Choi, D. Gyun, B. Hong, M. Jo, H. Kim, T.J. Kim, K.S. Lee, D.H. Moon, S.K. Park, E. Seo, K.S. Sim

University of Seoul, Seoul, Korea

M. Choi, S. Kang, H. Kim, J.H. Kim, C. Park, I.C. Park, S. Park, G. Ryu

Sungkyunkwan University, Suwon, Korea

Y. Cho, Y. Choi, Y.K. Choi, J. Goh, M.S. Kim, B. Lee, J. Lee, S. Lee, H. Seo, I. Yu

Vilnius University, Vilnius, Lithuania

M.J. Bilinskas, I. Grigelionis, M. Janulis

Centro de Investigacion y de Estudios Avanzados del IPN, Mexico City, Mexico

H. Castilla-Valdez, E. De La Cruz-Burelo, I. Heredia-de La Cruz, R. Lopez-Fernandez, R. Magaña Villalba, J. Martínez-Ortega, A. Sánchez-Hernández, L.M. Villasenor-Cendejas

Universidad Iberoamericana, Mexico City, Mexico

S. Carrillo Moreno, F. Vazquez Valencia

Benemerita Universidad Autonoma de Puebla, Puebla, Mexico

H.A. Salazar Ibarguen

Universidad Autónoma de San Luis Potosí, San Luis Potosí, Mexico

E. Casimiro Linares, A. Morelos Pineda, M.A. Reyes-Santos

University of Auckland, Auckland, New Zealand

D. Krofcheck

University of Canterbury, Christchurch, New Zealand

A.J. Bell, P.H. Butler, R. Doesburg, S. Reucroft, H. Silverwood

National Centre for Physics, Quaid-I-Azam University, Islamabad, Pakistan

M. Ahmad, M.I. Asghar, H.R. Hoorani, S. Khalid, W.A. Khan, T. Khurshid, S. Qazi, M.A. Shah, M. Shoaib

Institute of Experimental Physics, Faculty of Physics, University of Warsaw, Warsaw, Poland

G. Brona, M. Cwiok, W. Dominik, K. Doroba, A. Kalinowski, M. Konecki, J. Krolikowski

Soltan Institute for Nuclear Studies, Warsaw, Poland

H. Bialkowska, B. Boimska, T. Frueboes, R. Gokieli, M. Górski, M. Kazana, K. Nawrocki, K. Romanowska-Rybinska, M. Szleper, G. Wrochna, P. Zalewski

Laboratório de Instrumentação e Física Experimental de Partículas, Lisboa, Portugal

N. Almeida, P. Bargassa, A. David, P. Faccioli, P.G. Ferreira Parracho, M. Gallinaro, P. Musella, A. Nayak, J. Pela¹, P.Q. Ribeiro, J. Seixas, J. Varela, P. Vischia

Joint Institute for Nuclear Research, Dubna, Russia

S. Afanasiev, I. Belotelov, P. Bunin, M. Gavrilenko, I. Golutvin, I. Gorbunov, A. Kamenev, V. Karjavin, G. Kozlov, A. Lanev, P. Moisev, V. Palichik, V. Perelygin, S. Shmatov, V. Smirnov, A. Volodko, A. Zarubin

Petersburg Nuclear Physics Institute, Gatchina (St Petersburg), Russia

S. Evstyukhin, V. Golovtsov, Y. Ivanov, V. Kim, P. Levchenko, V. Murzin, V. Oreshkin, I. Smirnov, V. Sulimov, L. Uvarov, S. Vavilov, A. Vorobyev, An. Vorobyev

Institute for Nuclear Research, Moscow, Russia

Yu. Andreev, A. Dermenev, S. Gninenko, N. Golubev, M. Kirsanov, N. Krasnikov, V. Matveev, A. Pashenkov, A. Toropin, S. Troitsky

Institute for Theoretical and Experimental Physics, Moscow, Russia

V. Epshteyn, M. Erofeeva, V. Gavrilov, M. Kossov¹, A. Krokhotin, N. Lychkovskaya, V. Popov, G. Safronov, S. Semenov, V. Stolin, E. Vlasov, A. Zhokin

Moscow State University, Moscow, Russia

A. Belyaev, E. Boos, M. Dubinin⁴, L. Dudko, A. Ershov, A. Gribushin, O. Kodolova, I. Lokhtin, A. Markina, S. Obraztsov, M. Perfilov, S. Petrushanko, L. Sarycheva[†], V. Savrin, A. Snigirev

P.N. Lebedev Physical Institute, Moscow, Russia

V. Andreev, M. Azarkin, I. Dremin, M. Kirakosyan, A. Leonidov, G. Mesyats, S.V. Rusakov, A. Vinogradov

State Research Center of Russian Federation, Institute for High Energy Physics, Protvino, Russia

I. Azhgirey, I. Bayshev, S. Bitioukov, V. Grishin¹, V. Kachanov, D. Konstantinov, A. Korablev, V. Krychkin, V. Petrov, R. Ryutin, A. Sobol, L. Tourtchanovitch, S. Troshin, N. Tyurin, A. Uzunian, A. Volkov

University of Belgrade, Faculty of Physics and Vinca Institute of Nuclear Sciences, Belgrade, Serbia

P. Adzic²⁸, M. Djordjevic, M. Ekmedzic, D. Krpic²⁸, J. Milosevic

Centro de Investigaciones Energéticas Medioambientales y Tecnológicas (CIEMAT), Madrid, Spain

M. Aguilar-Benitez, J. Alcaraz Maestre, P. Arce, C. Battilana, E. Calvo, M. Cerrada, M. Chamizo Llatas, N. Colino, B. De La Cruz, A. Delgado Peris, C. Diez Pardos, D. Domínguez Vázquez, C. Fernandez Bedoya, J.P. Fernández Ramos, A. Ferrando, J. Flix, M.C. Fouz, P. Garcia-Abia, O. Gonzalez Lopez, S. Goy Lopez, J.M. Hernandez, M.I. Josa, G. Merino, J. Puerta Pelayo, I. Redondo, L. Romero, J. Santaolalla, M.S. Soares, C. Willmott

Universidad Autónoma de Madrid, Madrid, Spain

C. Albajar, G. Codispoti, J.F. de Trocóniz

Universidad de Oviedo, Oviedo, Spain

J. Cuevas, J. Fernandez Menendez, S. Folgueras, I. Gonzalez Caballero, L. Lloret Iglesias, J. Piedra Gomez²⁹, J.M. Vizán Garcia

Instituto de Física de Cantabria (IFCA), CSIC-Universidad de Cantabria, Santander, Spain

J.A. Brochero Cifuentes, I.J. Cabrillo, A. Calderon, S.H. Chuang, J. Duarte Campderros, M. Felcini³⁰, M. Fernandez, G. Gomez, J. Gonzalez Sanchez, C. Jorda, P. Lobelle Pardo, A. Lopez Virto, J. Marco, R. Marco, C. Martinez Rivero, F. Matorras, F.J. Munoz Sanchez, T. Rodrigo, A.Y. Rodríguez-Marrero, A. Ruiz-Jimeno, L. Scodellaro, M. Sobron Sanudo, I. Vila, R. Vilar Cortabitarte

CERN, European Organization for Nuclear Research, Geneva, Switzerland

D. Abbaneo, E. Auffray, G. Auzinger, P. Baillon, A.H. Ball, D. Barney, C. Bernet⁵, W. Bialas, G. Bianchi, P. Bloch, A. Bocci, H. Breuker, K. Bunkowski, T. Camporesi, G. Cerminara, T. Christiansen, J.A. Coarasa Perez, B. Curé, D. D'Enterria, A. De Roeck, S. Di Guida, M. Dobson, N. Dupont-Sagorin, A. Elliott-Peisert, B. Frisch, W. Funk, A. Gaddi, G. Georgiou, H. Gerwig, M. Giffels, D. Gigi, K. Gill, D. Giordano, M. Giunta, F. Glege, R. Gomez-Reino Garrido, P. Govoni, S. Gowdy, R. Guida, L. Guiducci, M. Hansen, P. Harris, C. Hartl, J. Harvey, B. Hegner, A. Hinzmann, H.F. Hoffmann, V. Innocente, P. Janot, K. Kaadze, E. Karavakis, K. Kousouris, P. Lecoq, P. Lenzi, C. Lourenço, T. Mäki, M. Malberti, L. Malgeri, M. Mannelli, L. Masetti, G. Mavromanolakis, F. Meijers, S. Mersi, E. Meschi, R. Moser, M.U. Mozer, M. Mulders, E. Nesvold, M. Nguyen, T. Orimoto, L. Orsini, E. Palencia Cortezon, E. Perez, A. Petrilli, A. Pfeiffer, M. Pierini, M. Pimiä, D. Piparo, G. Polese, L. Quertenmont, A. Racz, W. Reece, J. Rodrigues Antunes, G. Rolandi³¹, T. Rommerskirchen, C. Rovelli³², M. Rovere, H. Sakulin, F. Santanastasio, C. Schäfer, C. Schwick, I. Segoni, A. Sharma, P. Siegrist, P. Silva, M. Simon, P. Sphicas³³, D. Spiga, M. Spiropulu⁴, M. Stoye, A. Tsiros, G.I. Veres¹⁶, P. Vichoudis, H.K. Wöhri, S.D. Worm³⁴, W.D. Zeuner

Paul Scherrer Institut, Villigen, Switzerland

W. Bertl, K. Deiters, W. Erdmann, K. Gabathuler, R. Horisberger, Q. Ingram, H.C. Kaestli, S. König, D. Kotlinski, U. Langenegger, F. Meier, D. Renker, T. Rohe, J. Sibille³⁵

Institute for Particle Physics, ETH Zurich, Zurich, Switzerland

L. Bäni, P. Bortignon, M.A. Buchmann, B. Casal, N. Chanon, Z. Chen, A. Deisher, G. Dissertori, M. Dittmar, M. Dünser, J. Eugster, K. Freudenreich, C. Grab, P. Lecomte, W. Luster, P. Martinez Ruiz del Arbol, N. Mohr, F. Moortgat, C. Nägeli³⁶, P. Nef, F. Nessi-Tedaldi, L. Pape, F. Pauss, M. Peruzzi, F.J. Ronga, M. Rossini, L. Sala, A.K. Sanchez, M.-C. Sawley, A. Starodumov³⁷, B. Stieger, M. Takahashi, L. Tauscher[†], A. Thea, K. Theofilatos, D. Treille, C. Urscheler, R. Wallny, H.A. Weber, L. Wehrli, J. Weng

Universität Zürich, Zurich, Switzerland

E. Aguilo, C. Amsler, V. Chiochia, S. De Visscher, C. Favaro, M. Ivova Rikova, B. Millan Mejias, P. Otiougova, P. Robmann, H. Snoek, M. Verzetti

National Central University, Chung-Li, Taiwan

Y.H. Chang, K.H. Chen, C.M. Kuo, S.W. Li, W. Lin, Z.K. Liu, Y.J. Lu, D. Mekterovic, R. Volpe, S.S. Yu

National Taiwan University (NTU), Taipei, Taiwan

P. Bartalini, P. Chang, Y.H. Chang, Y.W. Chang, Y. Chao, K.F. Chen, C. Dietz, U. Grundler, W.-S. Hou, Y. Hsiung, K.Y. Kao, Y.J. Lei, R.-S. Lu, D. Majumder, E. Petrakou, X. Shi, J.G. Shiu, Y.M. Tzeng, M. Wang

Cukurova University, Adana, Turkey

A. Adiguzel, M.N. Bakirci³⁸, S. Cerci³⁹, C. Dozen, I. Dumanoglu, E. Eskut, S. Girgis, G. Gokbulut, I. Hos, E.E. Kangal, G. Karapinar, A. Kayis Topaksu, G. Onengut, K. Ozdemir, S. Ozturk⁴⁰, A. Polatoz, K. Sogut⁴¹, D. Sunar Cerci³⁹, B. Tali³⁹, H. Topakli³⁸, D. Uzun, L.N. Vergili, M. Vergili

Middle East Technical University, Physics Department, Ankara, Turkey

I.V. Akin, T. Aliev, B. Bilin, S. Bilmis, M. Deniz, H. Gamsizkan, A.M. Guler, K. Ocalan, A. Ozpineci, M. Serin, R. Sever, U.E. Surat, M. Yalvac, E. Yildirim, M. Zeyrek

Bogazici University, Istanbul, Turkey

M. Deliomeroğlu, E. Gülmez, B. Isildak, M. Kaya⁴², O. Kaya⁴², S. Ozkorucuklu⁴³, N. Sonmez⁴⁴

National Scientific Center, Kharkov Institute of Physics and Technology, Kharkov, Ukraine

L. Levchuk

University of Bristol, Bristol, United Kingdom

F. Bostock, J.J. Brooke, E. Clement, D. Cussans, H. Flacher, R. Frazier, J. Goldstein, M. Grimes, G.P. Heath, H.F. Heath, L. Kreczko, S. Metson, D.M. Newbold³⁴, K. Nirunpong, A. Poll, S. Senkin, V.J. Smith, T. Williams

Rutherford Appleton Laboratory, Didcot, United Kingdom

L. Basso⁴⁵, K.W. Bell, A. Belyaev⁴⁵, C. Brew, R.M. Brown, D.J.A. Cockerill, J.A. Coughlan, K. Harder, S. Harper, J. Jackson, B.W. Kennedy, E. Olaiya, D. Petyt, B.C. Radburn-Smith, C.H. Shepherd-Themistocleous, I.R. Tomalin, W.J. Womersley

Imperial College, London, United Kingdom

R. Bainbridge, G. Ball, R. Beuselinck, O. Buchmuller, D. Colling, N. Cripps, M. Cutajar, P. Dauncey, G. Davies, M. Della Negra, W. Ferguson, J. Fulcher, D. Futyan, A. Gilbert, A. Guneratne Bryer, G. Hall, Z. Hatherell, J. Hays, G. Iles, M. Jarvis, G. Karapostoli, L. Lyons, A.-M. Magnan, J. Marrouche, B. Mathias, R. Nandi, J. Nash, A. Nikitenko³⁷, A. Papageorgiou, M. Pesaresi, K. Petridis, M. Pioppi⁴⁶, D.M. Raymond, S. Rogerson, N. Rompotis, A. Rose,

M.J. Ryan, C. Seez, A. Sparrow, A. Tapper, S. Tourneur, M. Vazquez Acosta, T. Virdee, S. Wakefield, N. Wardle, D. Wardrope, T. Whyntie

Brunel University, Uxbridge, United Kingdom

M. Barrett, M. Chadwick, J.E. Cole, P.R. Hobson, A. Khan, P. Kyberd, D. Leslie, W. Martin, I.D. Reid, P. Symonds, L. Teodorescu, M. Turner

Baylor University, Waco, USA

K. Hatakeyama, H. Liu, T. Scarborough

The University of Alabama, Tuscaloosa, USA

C. Henderson

Boston University, Boston, USA

A. Avetisyan, T. Bose, E. Carrera Jarrin, C. Fantasia, A. Heister, J. St. John, P. Lawson, D. Lazic, J. Rohlf, D. Sperka, L. Sulak

Brown University, Providence, USA

S. Bhattacharya, D. Cutts, A. Ferapontov, U. Heintz, S. Jabeen, G. Kukartsev, G. Landsberg, M. Luk, M. Narain, D. Nguyen, M. Segala, T. Sinthuprasith, T. Speer, K.V. Tsang

University of California, Davis, Davis, USA

R. Breedon, G. Breto, M. Calderon De La Barca Sanchez, M. Caulfield, S. Chauhan, M. Chertok, J. Conway, R. Conway, P.T. Cox, J. Dolen, R. Erbacher, M. Gardner, R. Houtz, W. Ko, A. Kopecky, R. Lander, O. Mall, T. Miceli, R. Nelson, D. Pellett, J. Robles, B. Rutherford, M. Searle, J. Smith, M. Squires, M. Tripathi, R. Vasquez Sierra

University of California, Los Angeles, Los Angeles, USA

V. Andreev, K. Arisaka, D. Cline, R. Cousins, J. Duris, S. Erhan, P. Everaerts, C. Farrell, J. Hauser, M. Ignatenko, C. Jarvis, C. Plager, G. Rakness, P. Schlein[†], J. Tucker, V. Valuev, M. Weber

University of California, Riverside, Riverside, USA

J. Babb, R. Clare, J. Ellison, J.W. Gary, F. Giordano, G. Hanson, G.Y. Jeng, H. Liu, O.R. Long, A. Luthra, H. Nguyen, S. Paramesvaran, J. Sturdy, S. Sumowidagdo, R. Wilken, S. Wimpenny

University of California, San Diego, La Jolla, USA

W. Andrews, J.G. Branson, G.B. Cerati, S. Cittolin, D. Evans, F. Golf, A. Holzner, R. Kelley, M. Lebourgeois, J. Letts, I. Macneill, B. Mangano, S. Padhi, C. Palmer, G. Petrucciani, H. Pi, M. Pieri, R. Ranieri, M. Sani, I. Sfiligoi, V. Sharma, S. Simon, E. Sudano, M. Tadel, Y. Tu, A. Vartak, S. Wasserbaech⁴⁷, F. Würthwein, A. Yagil, J. Yoo

University of California, Santa Barbara, Santa Barbara, USA

D. Barge, R. Bellan, C. Campagnari, M. D'Alfonso, T. Danielson, K. Flowers, P. Geffert, J. Incandela, C. Justus, P. Kalavase, S.A. Koay, D. Kovalskyi¹, V. Krutelyov, S. Lowette, N. Mccoll, V. Pavlunin, F. Rebassoo, J. Ribnik, J. Richman, R. Rossin, D. Stuart, W. To, J.R. Vlimant, C. West

California Institute of Technology, Pasadena, USA

A. Apresyan, A. Bornheim, J. Bunn, Y. Chen, E. Di Marco, J. Duarte, M. Gataullin, Y. Ma, A. Mott, H.B. Newman, C. Rogan, V. Timciuc, P. Traczyk, J. Veverka, R. Wilkinson, Y. Yang, R.Y. Zhu

Carnegie Mellon University, Pittsburgh, USA

B. Akgun, R. Carroll, T. Ferguson, Y. Iiyama, D.W. Jang, S.Y. Jun, Y.F. Liu, M. Paulini, J. Russ, H. Vogel, I. Vorobiev

University of Colorado at Boulder, Boulder, USA

J.P. Cumalat, M.E. Dinardo, B.R. Drell, C.J. Edelmaier, W.T. Ford, A. Gaz, B. Heyburn, E. Luiggi Lopez, U. Nauenberg, J.G. Smith, K. Stenson, K.A. Ulmer, S.R. Wagner, S.L. Zang

Cornell University, Ithaca, USA

L. Agostino, J. Alexander, A. Chatterjee, N. Eggert, L.K. Gibbons, B. Heltsley, W. Hopkins, A. Khukhunaishvili, B. Kreis, N. Mirman, G. Nicolas Kaufman, J.R. Patterson, A. Ryd, E. Salvati, W. Sun, W.D. Teo, J. Thom, J. Thompson, J. Vaughan, Y. Weng, L. Winstrom, P. Wittich

Fairfield University, Fairfield, USA

A. Biselli, G. Cirino, D. Winn

Fermi National Accelerator Laboratory, Batavia, USA

S. Abdullin, M. Albrow, J. Anderson, G. Apollinari, M. Atac, J.A. Bakken, L.A.T. Bauerdick, A. Beretvas, J. Berryhill, P.C. Bhat, I. Bloch, K. Burkett, J.N. Butler, V. Chetluru, H.W.K. Cheung, F. Chlebana, S. Cihangir, W. Cooper, D.P. Eartly, V.D. Elvira, S. Esen, I. Fisk, J. Freeman, Y. Gao, E. Gottschalk, D. Green, O. Gutsche, J. Hanlon, R.M. Harris, J. Hirschauer, B. Hooberman, H. Jensen, S. Jindariani, M. Johnson, U. Joshi, B. Klima, S. Kunori, S. Kwan, C. Leonidopoulos, D. Lincoln, R. Lipton, J. Lykken, K. Maeshima, J.M. Marraffino, S. Maruyama, D. Mason, P. McBride, T. Miao, K. Mishra, S. Mrenna, Y. Musienko⁴⁸, C. Newman-Holmes, V. O'Dell, J. Pivarski, R. Pordes, O. Prokofyev, T. Schwarz, E. Sexton-Kennedy, S. Sharma, W.J. Spalding, L. Spiegel, P. Tan, L. Taylor, S. Tkaczyk, L. Uplegger, E.W. Vaandering, R. Vidal, J. Whitmore, W. Wu, F. Yang, F. Yumiceva, J.C. Yun

University of Florida, Gainesville, USA

D. Acosta, P. Avery, D. Bourilkov, M. Chen, S. Das, M. De Gruttola, G.P. Di Giovanni, D. Dobur, A. Drozdetskiy, R.D. Field, M. Fisher, Y. Fu, I.K. Furic, J. Gartner, S. Goldberg, J. Hugon, B. Kim, J. Konigsberg, A. Korytov, A. Kropivnitskaya, T. Kypreos, J.F. Low, K. Matchev, P. Milenovic⁴⁹, G. Mitselmakher, L. Muniz, R. Remington, A. Rinkevicius, M. Schmitt, B. Scurlock, P. Sellers, N. Skhirtladze, M. Snowball, D. Wang, J. Yelton, M. Zakaria

Florida International University, Miami, USA

V. Gaultney, L.M. Lebolo, S. Linn, P. Markowitz, G. Martinez, J.L. Rodriguez

Florida State University, Tallahassee, USA

T. Adams, A. Askew, J. Bochenek, J. Chen, B. Diamond, S.V. Gleyzer, J. Haas, S. Hagopian, V. Hagopian, M. Jenkins, K.F. Johnson, H. Prosper, S. Sekmen, V. Veeraraghavan, M. Weinberg

Florida Institute of Technology, Melbourne, USA

M.M. Baarmand, B. Dorney, M. Hohlmann, H. Kalakhety, I. Vodopyanov

University of Illinois at Chicago (UIC), Chicago, USA

M.R. Adams, I.M. Anghel, L. Apanasevich, Y. Bai, V.E. Bazterra, R.R. Betts, J. Callner, R. Cavanaugh, C. Dragoiu, L. Gauthier, C.E. Gerber, D.J. Hofman, S. Khalatyan, G.J. Kunde⁵⁰, F. Lacroix, M. Malek, C. O'Brien, C. Silkworth, C. Silvestre, D. Strom, N. Varelas

The University of Iowa, Iowa City, USA

U. Akgun, E.A. Albayrak, B. Bilki⁵¹, W. Clarida, F. Duru, S. Griffiths, C.K. Lae, E. McCliment, J.-P. Merlo, H. Mermerkaya⁵², A. Mestvirishvili, A. Moeller, J. Nachtman, C.R. Newsom, E. Norbeck, J. Olson, Y. Onel, F. Ozok, S. Sen, E. Tiras, J. Wetzel, T. Yetkin, K. Yi

Johns Hopkins University, Baltimore, USA

B.A. Barnett, B. Blumenfeld, S. Bolognesi, A. Bonato, D. Fehling, G. Giurgiu, A.V. Gritsan, Z.J. Guo, G. Hu, P. Maksimovic, S. Rappoccio, M. Swartz, N.V. Tran, A. Whitbeck

The University of Kansas, Lawrence, USA

P. Baringer, A. Bean, G. Benelli, O. Grachov, R.P. Kenny Iii, M. Murray, D. Noonan, S. Sanders, R. Stringer, G. Tinti, J.S. Wood, V. Zhukova

Kansas State University, Manhattan, USA

A.F. Barfuss, T. Bolton, I. Chakaberia, A. Ivanov, S. Khalil, M. Makouski, Y. Maravin, S. Shrestha, I. Svintradze

Lawrence Livermore National Laboratory, Livermore, USA

J. Gronberg, D. Lange, D. Wright

University of Maryland, College Park, USA

A. Baden, M. Boutemeur, B. Calvert, S.C. Eno, J.A. Gomez, N.J. Hadley, R.G. Kellogg, M. Kirn, T. Kolberg, Y. Lu, M. Marionneau, A.C. Mignerey, A. Peterman, K. Rossato, P. Rumerio, A. Skuja, J. Temple, M.B. Tonjes, S.C. Tonwar, E. Twedt

Massachusetts Institute of Technology, Cambridge, USA

B. Alver, G. Bauer, J. Bendavid, W. Busza, E. Butz, I.A. Cali, M. Chan, V. Dutta, G. Gomez Ceballos, M. Goncharov, K.A. Hahn, Y. Kim, M. Klute, Y.-J. Lee, W. Li, P.D. Luckey, T. Ma, S. Nahn, C. Paus, D. Ralph, C. Roland, G. Roland, M. Rudolph, G.S.F. Stephans, F. Stöckli, K. Sumorok, K. Sung, D. Velicanu, E.A. Wenger, R. Wolf, B. Wyslouch, S. Xie, M. Yang, Y. Yilmaz, A.S. Yoon, M. Zanetti

University of Minnesota, Minneapolis, USA

S.I. Cooper, P. Cushman, B. Dahmes, A. De Benedetti, G. Franzoni, A. Gude, J. Haupt, S.C. Kao, K. Klapoetke, Y. Kubota, J. Mans, N. Pastika, V. Rekovic, R. Rusack, M. Sasseville, A. Singovsky, N. Tambe, J. Turkewitz

University of Mississippi, University, USA

L.M. Cremaldi, R. Godang, R. Kroeger, L. Perera, R. Rahmat, D.A. Sanders, D. Summers

University of Nebraska-Lincoln, Lincoln, USA

E. Avdeeva, K. Bloom, S. Bose, J. Butt, D.R. Claes, A. Dominguez, M. Eads, P. Jindal, J. Keller, I. Kravchenko, J. Lazo-Flores, H. Malbouisson, S. Malik, G.R. Snow

State University of New York at Buffalo, Buffalo, USA

U. Baur, A. Godshalk, I. Iashvili, S. Jain, A. Kharchilava, A. Kumar, S.P. Shipkowski, K. Smith, Z. Wan

Northeastern University, Boston, USA

G. Alverson, E. Barberis, D. Baumgartel, M. Chasco, D. Trocino, D. Wood, J. Zhang

Northwestern University, Evanston, USA

A. Anastassov, A. Kubik, N. Mucia, N. Odell, R.A. Ofierzynski, B. Pollack, A. Pozdnyakov, M. Schmitt, S. Stoynev, M. Velasco, S. Won

University of Notre Dame, Notre Dame, USA

L. Antonelli, D. Berry, A. Brinkerhoff, M. Hildreth, C. Jessop, D.J. Karmgard, J. Kolb, K. Lannon, W. Luo, S. Lynch, N. Marinelli, D.M. Morse, T. Pearson, R. Ruchti, J. Slaunwhite, N. Valls, M. Wayne, M. Wolf, J. Ziegler

The Ohio State University, Columbus, USA

B. Bylsma, L.S. Durkin, C. Hill, P. Killewald, K. Kotov, T.Y. Ling, D. Puigh, M. Rodenburg, C. Vuosalo, G. Williams

Princeton University, Princeton, USA

N. Adam, E. Berry, P. Elmer, D. Gerbaudo, V. Halyo, P. Hebda, J. Hegeman, A. Hunt, E. Laird, D. Lopes Pegna, P. Lujan, D. Marlow, T. Medvedeva, M. Mooney, J. Olsen, P. Piroué, X. Quan, A. Raval, H. Saka, D. Stickland, C. Tully, J.S. Werner, A. Zuranski

University of Puerto Rico, Mayaguez, USA

J.G. Acosta, X.T. Huang, A. Lopez, H. Mendez, S. Oliveros, J.E. Ramirez Vargas, A. Zatserklyaniy

Purdue University, West Lafayette, USA

E. Alagoz, V.E. Barnes, D. Benedetti, G. Bolla, D. Bortoletto, M. De Mattia, A. Everett, L. Gutay, Z. Hu, M. Jones, O. Koybasi, M. Kress, A.T. Laasanen, N. Leonardo, V. Maroussov, P. Merkel, D.H. Miller, N. Neumeister, I. Shipsey, D. Silvers, A. Svyatkovskiy, M. Vidal Marono, H.D. Yoo, J. Zablocki, Y. Zheng

Purdue University Calumet, Hammond, USA

S. Guragain, N. Parashar

Rice University, Houston, USA

A. Adair, C. Boulahouache, V. Cuplov, K.M. Ecklund, F.J.M. Geurts, B.P. Padley, R. Redjimi, J. Roberts, J. Zabel

University of Rochester, Rochester, USA

B. Betchart, A. Bodek, Y.S. Chung, R. Covarelli, P. de Barbaro, R. Demina, Y. Eshaq, A. Garcia-Bellido, P. Goldenzweig, Y. Gotra, J. Han, A. Harel, D.C. Miner, G. Petrillo, W. Sakumoto, D. Vishnevskiy, M. Zielinski

The Rockefeller University, New York, USA

A. Bhatti, R. Ciesielski, L. Demortier, K. Goulios, G. Lungu, S. Malik, C. Mesropian

Rutgers, the State University of New Jersey, Piscataway, USA

S. Arora, O. Atramentov, A. Barker, J.P. Chou, C. Contreras-Campana, E. Contreras-Campana, D. Duggan, D. Ferencek, Y. Gershtein, R. Gray, E. Halkiadakis, D. Hidas, D. Hits, A. Lath, S. Panwalkar, M. Park, R. Patel, A. Richards, K. Rose, S. Salur, S. Schnetzer, C. Seitz, S. Somalwar, R. Stone, S. Thomas

University of Tennessee, Knoxville, USA

G. Cerizza, M. Hollingsworth, S. Spanier, Z.C. Yang, A. York

Texas A&M University, College Station, USA

R. Eusebi, W. Flanagan, J. Gilmore, T. Kamon⁵³, V. Khotilovich, R. Montalvo, I. Osipenkov, Y. Pakhotin, A. Perloff, J. Roe, A. Safonov, T. Sakuma, S. Sengupta, I. Suarez, A. Tatarinov, D. Toback

Texas Tech University, Lubbock, USA

N. Akchurin, C. Bardak, J. Damgov, P.R. Duderu, C. Jeong, K. Kovitangoon, S.W. Lee, T. Libeiro, P. Mane, Y. Roh, A. Sill, I. Volobouev, R. Wigmans

Vanderbilt University, Nashville, USA

E. Appelt, E. Brownson, D. Engh, C. Florez, W. Gabella, A. Gurrola, M. Issah, W. Johns, P. Kurt, C. Maguire, A. Melo, P. Sheldon, B. Snook, S. Tuo, J. Velkovska

University of Virginia, Charlottesville, USA

M.W. Arenton, M. Balazs, S. Boutle, S. Conetti, B. Cox, B. Francis, S. Goadhouse, J. Goodell, R. Hirosky, A. Ledovskoy, C. Lin, C. Neu, J. Wood, R. Yohay

Wayne State University, Detroit, USA

S. Gollapinni, R. Harr, P.E. Karchin, C. Kottachchi Kankanamge Don, P. Lamichhane, M. Mattson, C. Milstène, A. Sakharov

University of Wisconsin, Madison, USA

M. Anderson, M. Bachtis, D. Belknap, J.N. Bellinger, J. Bernardini, L. Borrello, D. Carlsmith, M. Cepeda, S. Dasu, J. Efron, E. Friis, L. Gray, K.S. Grogg, M. Grothe, R. Hall-Wilton, M. Herndon, A. Hervé, P. Klabbers, J. Klukas, A. Lanaro, C. Lazaridis, J. Leonard, R. Loveless, A. Mohapatra, I. Ojalvo, G.A. Pierro, I. Ross, A. Savin, W.H. Smith, J. Swanson

†: Deceased

- 1: Also at CERN, European Organization for Nuclear Research, Geneva, Switzerland
- 2: Also at National Institute of Chemical Physics and Biophysics, Tallinn, Estonia
- 3: Also at Universidade Federal do ABC, Santo Andre, Brazil
- 4: Also at California Institute of Technology, Pasadena, USA
- 5: Also at Laboratoire Leprince-Ringuet, Ecole Polytechnique, IN2P3-CNRS, Palaiseau, France
- 6: Also at Suez Canal University, Suez, Egypt
- 7: Also at Cairo University, Cairo, Egypt
- 8: Also at British University, Cairo, Egypt
- 9: Also at Fayoum University, El-Fayoum, Egypt
- 10: Now at Ain Shams University, Cairo, Egypt
- 11: Also at Soltan Institute for Nuclear Studies, Warsaw, Poland
- 12: Also at Université de Haute-Alsace, Mulhouse, France
- 13: Also at Moscow State University, Moscow, Russia
- 14: Also at Brandenburg University of Technology, Cottbus, Germany
- 15: Also at Institute of Nuclear Research ATOMKI, Debrecen, Hungary
- 16: Also at Eötvös Loránd University, Budapest, Hungary
- 17: Also at Tata Institute of Fundamental Research - HECR, Mumbai, India
- 18: Now at King Abdulaziz University, Jeddah, Saudi Arabia
- 19: Also at University of Visva-Bharati, Santiniketan, India
- 20: Also at Sharif University of Technology, Tehran, Iran
- 21: Also at Isfahan University of Technology, Isfahan, Iran
- 22: Also at Shiraz University, Shiraz, Iran
- 23: Also at Plasma Physics Research Center, Science and Research Branch, Islamic Azad University, Teheran, Iran
- 24: Also at Facoltà Ingegneria Università di Roma, Roma, Italy
- 25: Also at Università della Basilicata, Potenza, Italy
- 26: Also at Laboratori Nazionali di Legnaro dell' INFN, Legnaro, Italy
- 27: Also at Università degli studi di Siena, Siena, Italy
- 28: Also at Faculty of Physics of University of Belgrade, Belgrade, Serbia
- 29: Also at University of Florida, Gainesville, USA
- 30: Also at University of California, Los Angeles, Los Angeles, USA
- 31: Also at Scuola Normale e Sezione dell' INFN, Pisa, Italy
- 32: Also at INFN Sezione di Roma; Università di Roma "La Sapienza", Roma, Italy
- 33: Also at University of Athens, Athens, Greece
- 34: Also at Rutherford Appleton Laboratory, Didcot, United Kingdom
- 35: Also at The University of Kansas, Lawrence, USA
- 36: Also at Paul Scherrer Institut, Villigen, Switzerland
- 37: Also at Institute for Theoretical and Experimental Physics, Moscow, Russia
- 38: Also at Gaziosmanpasa University, Tokat, Turkey

- 39: Also at Adiyaman University, Adiyaman, Turkey
- 40: Also at The University of Iowa, Iowa City, USA
- 41: Also at Mersin University, Mersin, Turkey
- 42: Also at Kafkas University, Kars, Turkey
- 43: Also at Suleyman Demirel University, Isparta, Turkey
- 44: Also at Ege University, Izmir, Turkey
- 45: Also at School of Physics and Astronomy, University of Southampton, Southampton, United Kingdom
- 46: Also at INFN Sezione di Perugia; Università di Perugia, Perugia, Italy
- 47: Also at Utah Valley University, Orem, USA
- 48: Also at Institute for Nuclear Research, Moscow, Russia
- 49: Also at University of Belgrade, Faculty of Physics and Vinca Institute of Nuclear Sciences, Belgrade, Serbia
- 50: Also at Los Alamos National Laboratory, Los Alamos, USA
- 51: Also at Argonne National Laboratory, Argonne, USA
- 52: Also at Erzincan University, Erzincan, Turkey
- 53: Also at Kyungpook National University, Daegu, Korea