

Quantum anomalous Hall effect on star lattice with spin-orbit coupling and exchange field

Mengsu Chen and Shaolong Wan*

*Institute for Theoretical Physics and Department of Modern Physics,
University of Science and Technology of China, Hefei, 230026, P.R.China*

(Dated: November 1, 2018)

We study the star lattice with Rashba spin-orbit coupling and exchange field and find that there exists the quantum anomalous Hall effect in this system and there are five energy gaps at Dirac points and quadratic band crossing points. We calculate the Berry curvature distribution and obtain the Hall conductivity (Chern number ν) quantized as integers, and find that $\nu = -1, 2, 1, 1, 2$, respectively, when the Fermi level lies in these five gaps. Our model can be view as a general quantum anomalous Hall system and, in limit cases, can give what the honeycomb lattice and kagome lattice gave. We also find there exists a nearly flat band with $\nu = 1$ which may provide an opportunity to realize the fractional quantum anomalous Hall effect. Finally, the chiral edge states on a zigzag star lattice are given numerically to confirm the topological property of this system.

PACS numbers: 73.43.-f, 71.10.Fd, 73.20.At, 03.65.Vf

Introduction.—The quantum Hall effect was observed [1] in 1980 in two dimensional electron system, in which Hall conductivity takes quantized value $\sigma_{xy} = \nu e^2/h$. The integer value ν is called the TKNN number [2] or Chern number. The essential ingredient of Hall effect is to break the time-reversal symmetry of the system. Thus, introducing an external magnetic field is not the only way to produce this effect. In fact, anomalous Hall conductivity had been observed in ferromagnetic iron and ferromagnetic conductors since 1881 [3]. The internal magnetization plays an essential role in this so called the anomalous Hall effect. It's naturally to ask if it is possible to produce the quantum anomalous Hall (QAH) effect without external magnetic field.

A model constructed by Haldane demonstrated that integral quantum Hall (IQH) effect can be realized without the Landau level induced by the external magnetic field [4]. In this spinless model on the honeycomb lattice, staggered magnetic field was introduced to break the time-reversal symmetry, while the magnetic flux per unit cell is zero so that no Landau levels present. This staggered magnetic field, in other words, the complex next nearest hopping amplitude opens a gap at the Dirac point. At half filling, when the Fermi level lies in this gap, the Chern number of this system takes the value $\nu = \pm 1$. Besides this toy model, several more realistic models which are based on various systems, have been proposed. For example, in Anderson insulators [5], HgMnTe quantum well [6], optical lattices [7, 8], magnetic topological insulators [9], graphene [10, 11], kagome lattices [12].

In this letter, we consider a star lattice model [see Fig. 1(a)] which has close geometry connection to the honeycomb lattice and kagome lattice [13] and study its QAH effect. We calculate the Berry curvature in momentum space and find the Hall conductivity quantized as an

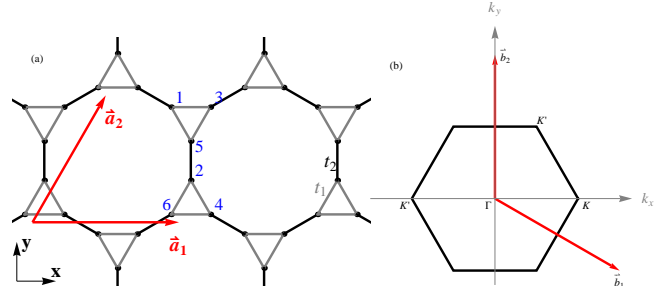


FIG. 1: (a) The lattice structure of the star lattice, where the bond length is a and \vec{a}_1, \vec{a}_2 are the primitive vectors of its Bravais lattice. The sites in the unit cell are labelled as 1 to 6. The nearest hopping amplitude within triangles (all gray bonds) is t_1 , the nearest hopping amplitude between triangles (all black bonds) is t_2 . (b) The reciprocal vectors (b_1 and b_2) and the first Brillouin zone.

integer value when the Fermi level lies in the topological nontrivial gap opened by Rashba spin-orbital coupling and exchange field. Unlike the proposals on honeycomb lattice and kagome lattice [10–12], five gaps are opened due to the lattice structure complexity of the star lattice. Thus, in our model, there exist five Hall plateaus when the Fermi level lies in these gaps and there is a nearly flat band, with nonzero Chern number ($\nu = 1$), which may provide an opportunity to realize the fractional quantum anomalous Hall (FQAH) effect when electrons interaction is introduced. We also calculate on the zigzag ribbon and demonstrate that the excitation states are exactly local on the edge when the Fermi level lies in the bulk gap.

Hamiltonian.—The star lattice can be seen as replacing the site of honeycomb lattice by triangle, or replacing the site of kagome lattice by segment. The number of sites per unit cell in star lattice is six, three times as in honeycomb and twice as in kagome. In this letter, we focus on the nearest hopping term and assume that the

*Corresponding author; Electronic address: slwan@ustc.edu.cn

hopping amplitude takes the same value t_1 in triangle and t_2 between triangles (Fig. 1). The nearest hopping tight-binding Hamiltonian is

$$H_0 = -t_1 \sum_{\langle i,j \rangle, \alpha, \Delta} c_{i\alpha}^\dagger c_{j\alpha} - t_2 \sum_{\langle i,j \rangle, \alpha, \Delta \leftrightarrow \Delta} c_{i\alpha}^\dagger c_{j\alpha} + h.c., \quad (1)$$

where α is the spin index, Δ means "within triangle" (all the gray bonds in Fig. 1a), $\Delta \leftrightarrow \Delta$ means "between triangles" (all the black bonds).

By writing this Hamiltonian in momentum space and diagonalizing the Hamiltonian matrix $H(k)$, the band structures are obtained, as shown in Fig. 2(a)-(c). These band structures demonstrate the close connections among the star lattice, honeycomb lattice and kagome lattice. When $t_2 < \frac{3}{2}t_1$, the probability for electrons to hop out of the triangle is smaller than that between triangles. This means that the three points are bound together strongly and can be seen as shrinking into one point. As a result, the low energy bands at this case look like graphene [see Fig. 2(a)]. In contrast, when $t_2 > \frac{3}{2}t_1$, the low bands look like kagome lattice [see Fig. 2(c)]. We also notice that at $t_2 = \frac{3}{2}t_1$, the gap closes.

As shown in Fig. 2(a), a band gap already exists when only considering the nearest hopping. However, this is not a topological gap. In order to open topological gaps, we introduce Rashba spin-orbit coupling and exchange field as follow

$$H_{RSO} = it_{RSO} \sum_{\langle i,j \rangle, \alpha, \beta} (\vec{\sigma}_{\alpha\beta} \times \hat{d}_{ij}) c_{i\alpha}^\dagger c_{j\beta} + h.c., \quad (2a)$$

$$H_\lambda = \lambda \sum_{i,\alpha} c_{i\alpha}^\dagger c_{i\alpha} \sigma_{\alpha\alpha}^z, \quad (2b)$$

where t_{RSO} is the strength of the spin-orbit coupling, $\vec{\sigma}$ is the vector Pauli matrices in spin space, \hat{d}_{ij} is the unit vector point from site j to i , and λ is the strength of the exchange field.

So, the total Hamiltonian is

$$H = H_0 + H_{RSO} + H_\lambda. \quad (3)$$

The band evolution of this Hamiltonian is shown in Fig. 2. Without Rashba spin-orbit coupling and exchange field, the six-sites unit cell forms six bands which are doubly degenerated. With only Rashba spin-orbit coupling H_{RSO} is added, the spin degeneracy is lifted, except at several k points. The exchange field alone takes the similar effect, but leaves degeneracy at different k points. And band gaps can be opened when both interactions are added into the hopping Hamiltonian. In following, we will confirm that these band gaps are topologically nontrivial and that they can realize the quantum anomalous Hall effect.

Berry Curvature and Chern number.—The Berry curvature in crystal momentum space is an essential concept and should be included when considering solid state system [14]. Here, the intrinsic Hall conductivity can be

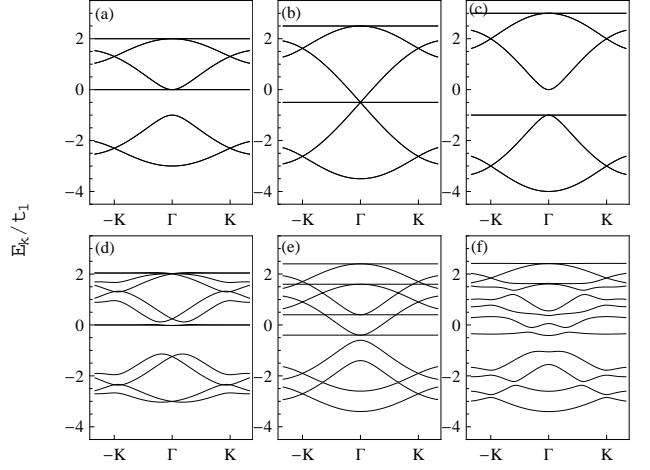


FIG. 2: (a) The band structures for the nearest hopping tight-binding Hamiltonian H_0 with $t_2 = t_1$. (b) $t_2 = \frac{3}{2}t_1$. (c) $t_2 = 2t_1$. (d-f) The band evolution for introducing Rashba spin-orbit coupling and exchange field when $t_2 = t_1$. (d) Only H_{RSO} is introduced, the strength of spin-orbit coupling is taken to be $t_{RSO} = 0.2t_1$. (e) Only H_λ is introduced, the strength of the exchange field is taken to be $\lambda = 0.2t_1$. (f) Both H_{RSO} and H_λ are introduced. The parameters are taken to be $t_2 = t_1$, $t_{RSO} = 0.2t_1$, $\lambda = 0.2t_1$.

written as the summation of Berry curvature of all bands under Fermi level [15] as follow

$$\sigma_{xy} = \frac{e^2}{h} \frac{2\pi}{N\mathcal{V}} \sum_{k, E_n \leq E_F} \Omega_z(E_n, k), \quad (4)$$

where N is the number of primitive unit cells, \mathcal{V} is the volume of the unit cell. The n th band's Berry curvature $\Omega_z(E_n, k)$ can be obtained by

$$\begin{aligned} \Omega_z(E_n, k) &= \sum_{E_m (\neq E_n)} \frac{-2\text{Im} \langle \psi_{nk} | \partial H(k) / \partial k_x | \psi_{mk} \rangle \langle \psi_{mk} | \partial H(k) / \partial k_y | \psi_{nk} \rangle}{(E_n - E_m)^2}. \end{aligned} \quad (5)$$

The Chern number is given by

$$\nu = \frac{2\pi}{N\mathcal{V}} \sum_{k, E_n (\leq E_F)} \Omega_z(E_n, k), \quad (6)$$

or

$$\nu = \frac{1}{2\pi} \sum_{E_n (\leq E_F)} \iint_{BZ} d^2k \Omega_z(E_n, k), \quad (7)$$

when $N \rightarrow \infty$.

Writing the Hamiltonian (3) in momentum space and calculating the Hall conductivity by Eq. (4), we get the Hall conductivity σ_{xy} as a function of Fermi level E_F , as

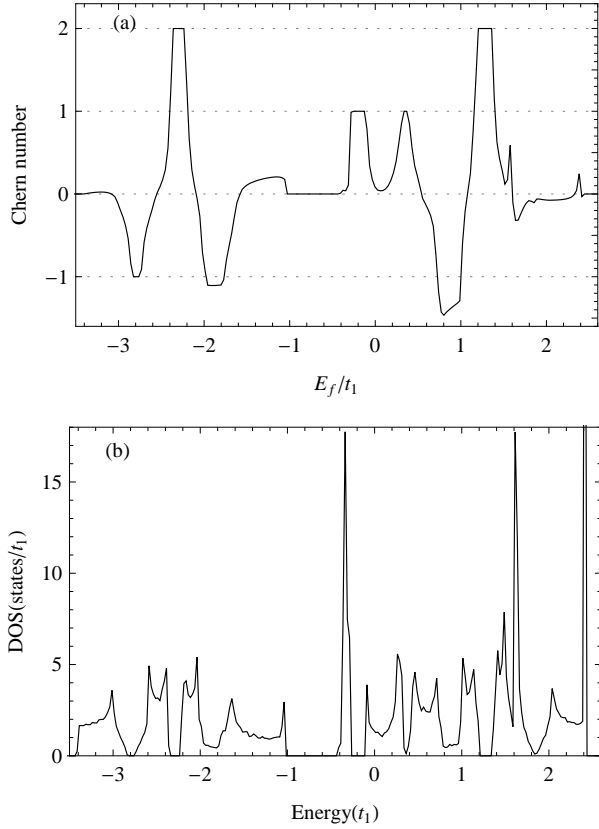


FIG. 3: (a) The Hall conductivity (or Chern number) as a function of Fermi level E_f with $t_2 = t_1$, $t_{RSO} = 0.2t_1$, $\lambda = 0.2t_1$. (b) The corresponding density of states (DOS).

shown in Fig. 3(a). Five Hall plateaus are obtained when Fermi level lies in the gaps (as suggested by the density of states shown in Fig. 3(b)). The Chern number take quantized value $\nu = -1, 2, 1, 1, 2$, respectively.

The two $\nu = 2$ plateaus come from the gaps opened at Dirac points, which are similar to that in honeycomb lattice [10] and kagome lattice [12]. The two $\nu = 1$ plateaus come from the gaps opened at quadratic band crossing points (QBCP), which are similar to the kagome lattice [12]. However, there is only one $\nu = 1$ plateau in kagome lattice. What's more, one of these nonzero Chern number belongs to the nearly flat band. This novel property provides the great potential to realize the fractional quantum anomalous Hall effect in the star lattice. The $\nu = -1$ plateau also comes from the gap opened at Dirac point. But this gap will disappear when $\frac{t_2}{t_1}$ increase. The reason that $\nu = -1$ can appear in our model is that the bands of the star lattice (Fig. 2) are narrower than those of honeycomb lattice and kagome lattice. This results in that a direct gap can be opened above the lowest band. So, when $\frac{t_2}{t_1}$ increases, the bands become wider, the direct gap become an indirect gap, the Hall conductivity becomes not quantized.

To further confirm the above interpretation, we plot the total Berry curvature of the bands below the Fermi

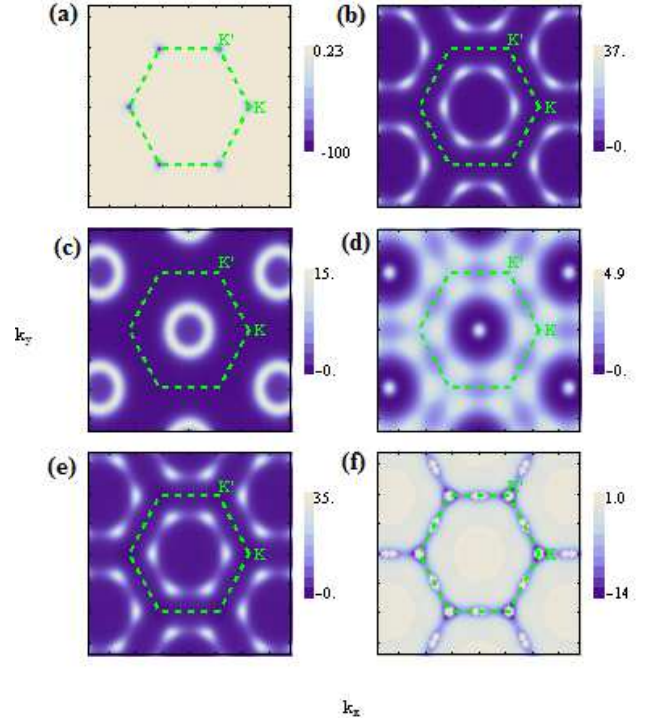


FIG. 4: The total Berry curvature distribution in momentum space $\Omega_z(k) = \sum_{E_n \leq E_f} \Omega_z(E_n, k)$ for the star lattice with $t_2 = t_1$, $t_{RSO} = 0.2t_1$, $\lambda = 0.2t_1$, when Fermi level lies at (a) $E_f = -2.77$. (b) $E_f = -2.32$. (c) $E_f = -0.21$. (d) $E_f = 0.36$. (e) $E_f = 1.27$. (f) $E_f = 1.0$

level $\Omega_z(k) = \sum_{E_n \leq E_f} \Omega_z(E_n, k)$. When the Fermi level lies in the gaps, peaks at the minimal energy difference points are clearly seen (Fig. 4).

Chiral Edge States.—The nonzero Chern number also manifests as the presence of chiral edge states which localize at edge and propagate in one direction. Now, we study the edge state property on the zigzag star lattice ribbon (Fig. 5). Periodic boundary condition is taken along y direction (parallel to the edge). Open boundary condition is taken along x direction. The band structure of a 324-sites width ribbon is shown in Fig. 6.

We can see that edge bands appear in topological gaps, and no edge bands present in the gap above the fourth band. The absence of edges bands in this gap confirms that it is a topological trivial gap, as mentioned.

To further demonstrate the topological property of these gaps, we calculate the edge state functions corresponded to the points marked on the edge bands (Fig. 6). The probability density quickly decrease as going into the bulk. The group velocity $\frac{\partial E(k)}{\partial k}$ suggests these edge states propagate in different directions at different edge (Fig. 7). So chiral edge states appear when Fermi level lies in the topological nontrivial bulk gaps. The number of these edge states indicate the absolute value of Chern number. The chiral of the edge states indicate the sign

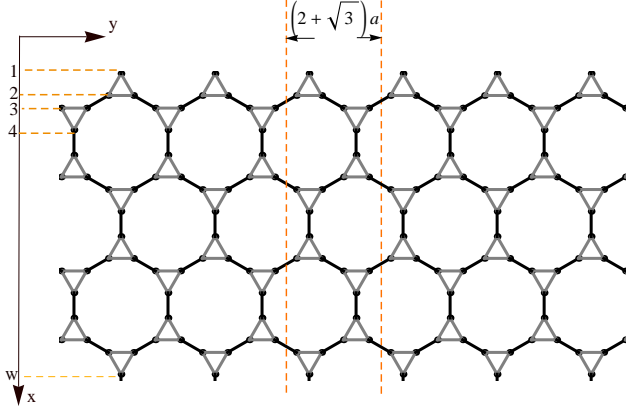


FIG. 5: Illustration of a zigzag star lattice ribbon which is infinite in y direction and has width W in x direction. The unit cell is indicated by the dashed lines.

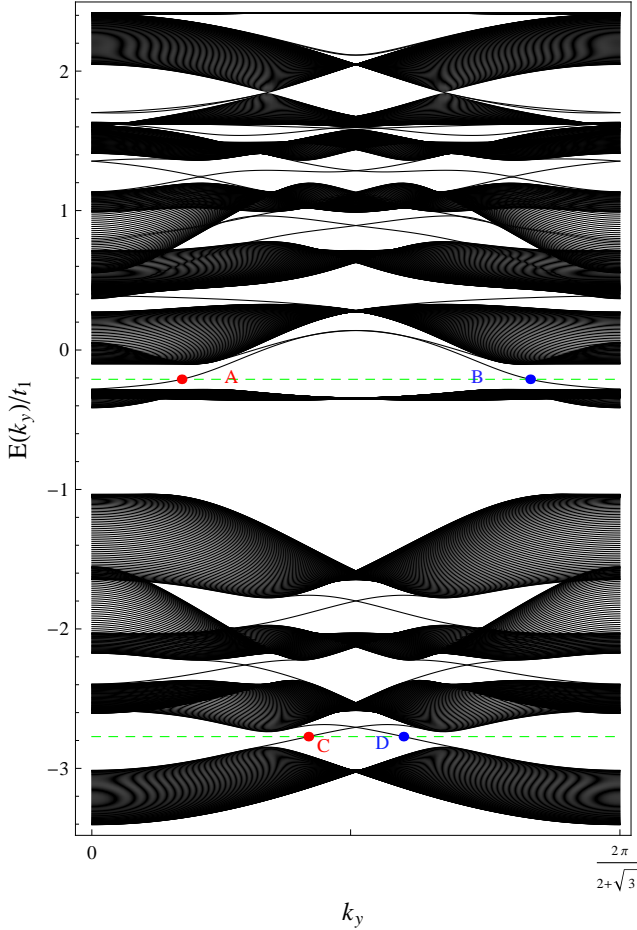


FIG. 6: (Color online) The band structure of a $W=324$ width zigzag star lattice ribbon with $t_2 = t_1$, $t_{RSO} = 0.2t_1$, $\lambda = 0.2t_1$. Edge bands appear in the topological nontrivial gaps.

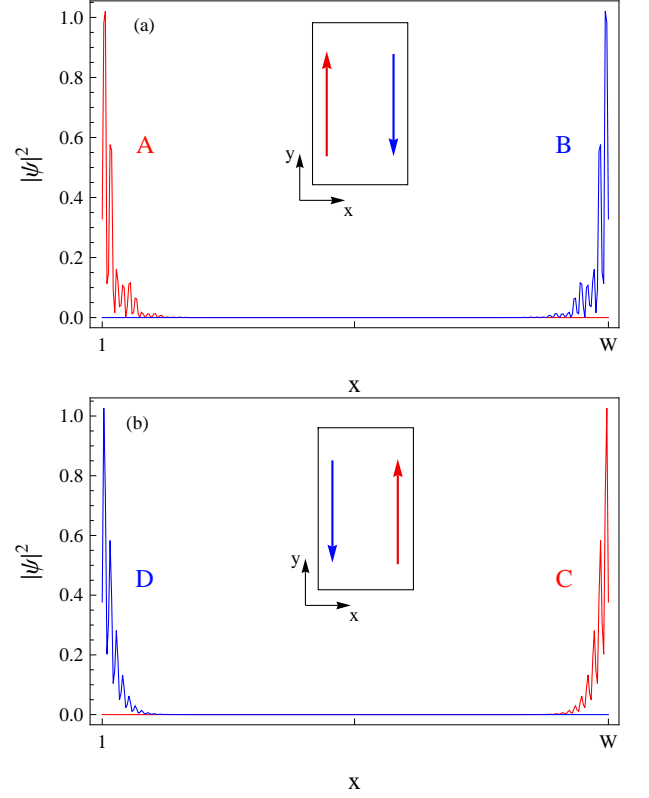


FIG. 7: (Color online) The edge states probability for Fermi level indicated in Fig. 6 (green dashed lines). (a) $E_f = -0.21t_1$ and $k_y = \frac{17}{100} \frac{2\pi}{(2+\sqrt{3})a}$ for the point marked as A, $k_y = \frac{83}{100} \frac{2\pi}{(2+\sqrt{3})a}$ for point B. (b) $E_f = -2.77t_1$ and $k_y = \frac{41}{100} \frac{2\pi}{(2+\sqrt{3})a}$ for the point marked as C, $k_y = \frac{59}{100} \frac{2\pi}{(2+\sqrt{3})a}$ for point D.

of Chern number.

Conclusion.—In summary, we have studied the quantum anomalous Hall effect on star lattice in the presence of both Rashba spin-orbit effect and exchange field. The Chern number calculated from the Berry curvature in momentum space and the edge states calculated on the zigzag ribbon confirm the emergence of QAH effect when Fermi level lies in the topological gaps. Due to the complex lattice structure of star lattice, our results include what are obtained in honeycomb lattice which has Chern number $\nu = 2$ and kagome lattice which has Chern number $\nu = 1$ or 2. What's more, a nearly flat band with nonzero Chern number ($\nu = 1$) also appear in our model, which provide the great potential to realize the fractional quantum Hall effect without tuning the ration between nearest and next-nearest hopping amplitude [16–18].

Finally, the physical realization of the star lattice would be not very difficult considering its two cousins, honeycomb lattice and kagome lattice, have been realized in optical lattices [19, 20]. We also notice that the spin-orbit coupling has also been realized in optical lattice [21]. Both of these offer the possibility to realize

QAH effect in the star optical lattice. In solid state system, a polymeric iron(III) acetate with underlying star lattice has also been reported [22].

Acknowledgements.—We thank Liang Chen and Yuanpei Lan for helpful discussions. This work was supported by the NSFC under Grant No.10675108.

-
- [1] K. v. Klitzing, G. Dorda, and M. Pepper, Phys. Rev. Lett. **45**, 494(1980); *The Quantum Hall Effect*, edited by R. E. Prange and S. M. Girvin (Springer-Verlag, Berlin, 1990).
 - [2] D. J. Thouless, M. Kohmoto, M. P. Nightingale, and M. den Nijs, Phys. Rev. Lett. **49**, 405(1982); D. J. Thouless, *Topological Quantum Numbers in Nonrelativistic Physics* (World Scientific, Singapore, 1998).
 - [3] N. Nagaosa, J. Sinova, S. Onoda, A.H. MacDonald and N.P. Ong, Rev. Mod. Phys. **82**, 1539(2010).
 - [4] F. D. M. Haldane, Phys. Rev. Lett. **61**, 2015(1988).
 - [5] M. Onoda and N. Nagaosa, Phys. Rev. Lett. **90**, 206601
 - [6] C.-X. Liu, X.-L. Qi, X. Dai, Z. Fang and S.-C. Zhang, Phys. Rev. Lett. **101**, 146802(2008).
 - [7] M. Zhang, H.-h. Hung, C. Zhang and C. Wu, Phys. Rev. Lett. **101**, 186807(2008).
 - [8] Y. Zhang and C. Zhang Phys. Rev. B **84**, 085123(2011). PRB **84**, 085123(2011).
 - [9] R. Yu, W. Zhang, H.-J. Zhang, S.-C. Zhang, X. Dai, and Z. Fang, Science **329**, 61(2010).
 - [10] Z. Qiao, S. A. Yang, W. Feng, W.-K. Tse, J. Ding, Y. G. Yao, J. Wang, and Q. Niu, Phys. Rev. B **82**, 161414(R)(2010).
 - [11] W.-K. Tse, Z. Qiao, Y. Yao, A.H. MacDonald and Q. Niu, Phys. Rev. B **83**, 155447(2011).
 - [12] Z.-Y. Zhang, J. Phys.: Condens. Matter, **23**, 365801(2011).
 - [13] A. Regg, J. Wen, and G.A. Fiete, Phys. Rev. B **81**, 205115(2010).
 - [14] D. Xiao, M.-C. Chang, and Q. Niu, Rev. Mod. Phys. **82**, 1959(2010).
 - [15] F. D. M. Haldane, Phys. Rev. Lett. **93**, 206602(2004).
 - [16] E. Tang, J.-W. Mei, and X.-G. Wen, Phys. Rev. Lett. **106**, 236802(2011).
 - [17] K. Sun, Z. Gu, H. Katsura, and S.DasSarma, Phys. Rev. Lett. **106**, 236803(2011).
 - [18] T. Neupert, L. Santos, C. Chamon, and C. Mudry, Phys. Rev. Lett. **106**, 236804(2011).
 - [19] L.-M Duan, E. Demler, and M. D. Lukin, Phys. Rev. Lett. **91**, 090402(2003).
 - [20] J.Ruostekoski, Phys. Rev. Lett. **103**, 080406(2009).
 - [21] Y.-J. Lin, K. Jimenez-Garcia, and I. B. Spielman, Nature **471**, 83-86 (2011).
 - [22] Y.-Z. Zheng, M.-L. Tong, W. Xue, W.-Z. Zhang, X.-M. Chen, F. Grandjean, and G. J. Long, Angew. Chem. Int. Ed. **46**, 6076(2007).