

Friends FTW!

Friendship and competition in Halo: Reach

Winter Mason
Stevens Institute of Technology
m@winteram.com

Aaron Clauset
University of Colorado, Boulder
aaron.clauset@colorado.edu

ABSTRACT

How important are friendships in determining success by individuals and teams in complex competitive environments? By combining a novel data set on the dynamics of millions of *ad hoc* team-based competitions from the massively multiplayer online first person shooter (MMOFPS) *Halo: Reach* with ground-truth data on player demographics, play style, psychometrics and friendships derived from an anonymous online survey, we investigate the impact of friendship on performance in such competitive environments. We find that friendships play a fundamental role, leading to both improved individual and team performance—even after controlling for the overall expertise of the team—and increased pro-social behavior. Furthermore, because players structure their in-game activities around opportunities to play with friends, we show that friendships can largely be inferred directly from behavioral time series using common-sense heuristics. Algorithms that leverage the utility of friendships, without needing explicitly labeled (and thus private) data, are thus both possible and will likely improve many aspects of competition prediction and design.

Categories and Subject Descriptors

J.4 [Computer Applications]: Social and Behavioral Sciences;
H.2.8 [Database Applications]: Database Management—*data mining*

General Terms

Human Factors

Keywords

Social Mining, Group Dynamics, MMO

1. INTRODUCTION

Given the ubiquity of friendships in social interactions and social outcomes of all kinds, the value of any particular friendship can be difficult to quantify. But some things are known: friendships are useful for finding new jobs, *a la* the “weak ties” or Granovetter effect [12]; they are useful for marketing because personal attributes, both fixed variables like age, ethnicity and location, as

well as more fluid variables like preferences and opinions, exhibit homophily [18, 22] and thus are correlated across friendship ties; and, they are useful for social filtering or search [3, 4], i.e., your friends are good at predicting what information you will like.

But, how valuable are friendships within team-based competitions like professional sports or competitive video games? Given the rising popularity of the social web and competitive environments like video games, insights here may reshape our understanding of online interactions, improve the design of effective environments and shed new light on human social dynamics.

Because a competition’s outcome depends on team coordination, a natural hypothesis is that teams composed of friends will better anticipate and adapt to each others’ decisions, without the overhead of extensive communication. Thus, we would expect that teams composed of friends will be more successful than teams composed of strangers. On the other hand, teams composed of non-friend experts may also coordinate effectively: highly experienced individuals may simply know from experience how to work well with other experts and thus naturally anticipate or adapt to their teammates in a way that improves performance. In this way, teams composed of expert strangers or of friends may perform equally well.

Existing work on friendships and team performance in competitive environments comes mainly from small-scale studies in management science ($n < 500$ individuals) and focuses on designing effective teams in work or educational environments [1, 2, 21]. In these settings, friendships do seem to improve group cohesion, satisfaction and some measures of performance. But, significant questions remain. Because these studies tend to have small sample sizes and short study durations, the samples necessarily exhibit low heterogeneity and participants are typically not paired with a wide variety of teammates or competitors.

Relatively little work on online environments has focused on these questions, perhaps because ground-truth friendship data for team participants and team performance data are not typically simultaneously available. For instance, work on guilds and parties [24] in massively multiplayer online role-playing games (MMORPGs) suggests that teams are important for individual satisfaction and performance, and anecdotal evidence suggests they are conducive to the formation of friendships. However, the impact of friendships themselves on team or individual performance has not been studied quantitatively (but see [14] for some qualitative insights).

Here, we resolve several of these outstanding questions by combining two large and novel data sets: one composed of rich online be-

havioral samples from the massively multiplayer online first-person shooter (MMOFPS) *Halo: Reach* and one composed of rich demographic, play style, psychometric and friendship variables collected from players of *Reach* through an anonymous online survey. This methodological approach, of combining in-game behavioral data with survey data on the same participants, has been used productively to study human behavior in MMORPGs [25, 28], but this study is the first time it has been applied to the FPS genre.

Critically, the survey data provided ground-truth labels of online and offline friendship between pairs of players, which allows us to test the hypothesis that friendships have a direct and significant impact on the results of these competitions, even after controlling for the impact of expertise. Furthermore, the *Reach* player population numbers in the millions and teams are constructed in an *ad hoc* fashion by a matchmaking algorithm, which provides for a broadly distributed sample of participants and each player will be paired with a wide variety of teammates and competitors.

We show that friendships significantly improve both individual and team performance in these complex competitive environments. Specifically, teams composed of friends are significantly more likely to win a competition than are teams composed of non-friends, even after controlling for total team expertise, and individuals themselves perform better the more friends they play with. Our survey results show that *Reach* players are also highly social, tending to prefer team-oriented play and experiencing a strong sense of group cohesiveness and coordination. Older players (24 or older; 30% of players) tend to be more socially oriented and exhibit greater proclivity for pro-social tendencies. We also find that friendships reshape the style of play within a game, and players structure their behavior around opportunities to play with friends to the extent that friendships can be accurately inferred directly from behavioral time series data. These results illustrate the fundamental importance of friendships within competitive environments, shed new light on the online dynamics of the MMOFPS *Halo: Reach* and suggest algorithms designed to account for the benefits of friendship in predicting or designing competitive environments.

2. METHODOLOGY

2.1 Game Mechanics and Data

Halo: Reach is a massively multiplayer online first person shooter (MMOFPS) game played by millions, and was the 3rd most popular video game of 2010 [10]. It was publicly released by Bungie Inc., a former subdivision of Microsoft Game Studios, on 14 September 2010 and *Reach* players have now generated more than 948,788,418 games. Players choose from among seven game types and numerous subtypes, which are played on more than 33 terrain maps with 74 weapons. Games can be played alone, with or against other players via the Xbox Live online system. Both individual game and player summaries are available through the Halo Reach Stats API. Through this interface, we collected the player details of all individuals who participated in our online survey and each of their full game histories. This yielded 2,445,617 complete games.

Among other information, each game file includes the sequence of the scoring events at the per-second resolution and a list of players by team. Scoring events are annotated with the name of the player generating the event (a unique Xbox Live gamertag), the number of points scored and the player giving up the points (if applicable).

Unlike professional sports [11], teams in *Reach* competitions are not fixed. Instead, individuals or small “parties” of players (typi-

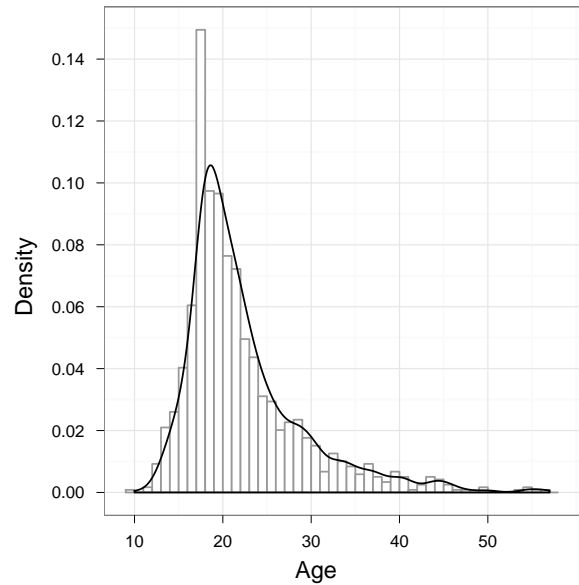


Figure 1: Age distribution of the survey respondents.

cally friends) are grouped into teams by an in-game “matchmaking” algorithm. As a result, players are often teamed with different strangers in successive games. *Reach*’s matchmaking system uses a Bayesian algorithm called TrueSkill, developed by Herbrich, Minka and Graepel [13], to ensure equal total “skill” for both teams, i.e., the respective sums of each team’s TrueSkills should be equal. If this matchmaking works as intended, competition should be fair and the outcome unpredictable.

Among the sampled games, there are three basic types: *campaign games*, a sequence of story-driven, non-competitive, player-versus-environment (PvE) maps that many players complete prior to trying other types of games; *firefight games* (also PvE), in which a team of human-controlled players battle successive waves of computer-controlled enemies; and *competitive games*, a player-versus-player (PvP) game type, in which teams of the equal size (2, 4, 6 or 8 players) compete to either be the first to reach some fixed number of points or have the largest score after a fixed length of time. (The precise number of players per team, number of points required to win and length of a game depends on the game subtype.) In competitive games, players’ avatars move through the game map simultaneously, in real-time, navigating complex terrain, acquiring avatar modifications and encountering opponents. Points are scored by dealing sufficient damage to eliminate an opposing avatar and for each such success, a team gains a single point. Eliminated players must then wait several seconds before their avatar is placed back into the game at one of several specified “spawn” locations.

2.2 Survey Data

In addition to the in-game behavioral data available through the Halo Reach API, we also collected data on 1191 unique *Reach* players via an IRB-approved anonymous online survey.¹ We advertised the survey through Halo-centric online forums and other community websites. Participants supplied their Xbox Live gamertag, which we used to download their entire *Reach* game history up to the date of survey participation and their *Reach* player details.

¹The survey is available at <http://bit.ly/1Y1X1G>.

Within the survey, an initial screen was conducted based on participant age: participants who indicated their age was under 18 were routed through a simple parental consent email confirmation step.

The player detail files contain only summary statistics about *Reach* game play and do not contain any demographic or social network information. The survey solicited these missing demographic variables (age, sex, location, highest education level, primary language), along with play style (lone wolf, leader, etc.), and psychometric responses like measures of group cohesion [23], entativity [17], and conflict [20]. In answering these questions, respondents were instructed to consider their “primary Halo group,” defined as the group of friends with whom they primarily, at the time of the survey, play *Reach*. Finally, respondents indicated their relationship (online friend, offline friend or not a friend) with every other unique gametag that appeared in their game history. Because this list could include hundreds or even thousands of gamertags, it was sorted by the frequency of co-play, which placed the most likely true positives at the top.

3. PLAYER ATTRIBUTES

3.1 Demographics

As is typical with many online games [26] and especially first-person shooters [15], our survey respondents were mostly young men. The median age of our participants was 20, which is considerably lower than the mean age of 37 for video game players overall [10]. Of the 1191 respondents, an overwhelming majority of 94.9% reported their sex as male (compared with 80.8% male in MMO players [26] and 58% reported by the industry overall). The reported age distribution of the respondents is relatively smooth, with the exception of a large spike at 18 (see Figure 1), presumably caused by individuals younger than 18 misreporting their age so as to avoid the parental consent requirement.²

In agreement with the age distribution, the most frequent response indicated some college education. This contrasts with the reported age distribution of MMO games, in which the plurality of players are in their 30s rather than their 20s [26]. However, the age distribution also exhibits a long right tail, with 12.8% being at least 30 years old. Although 35 countries were represented in the respondents, nearly three-quarters of respondents were from the United States, with another 14% from Canada and the United Kingdom. Thus, it is not surprising that an overwhelming majority—94% of our respondents—indicated English was their first language.

Our respondents were also very active players: they reported playing video games for an average of 23.3 hours per week. Although this number may appear high to non-gamers, it is slightly lower than the 25.9 hours per week reported by MMO players and the 27.5 hours per week reported by the industry in 2007 for video game players in general [26].

3.2 Psychometrics

We also asked participants to report their preferred playing style: team leader, team support, or lone wolf. Perhaps surprisingly, most players (52.4%) preferred a support role, while roughly equal numbers preferred to be leaders (26.1%) or lone wolves (21.4%). The

²The initial gamertag and age screening in the survey did not hint at the subsequent parental consent requirement for under 18s; thus, misreporting of age for this group may have been an automatic response to being queried for their age. However, participants could not be prohibited from refreshing the survey, reentering their gamertag and then misreporting their age.

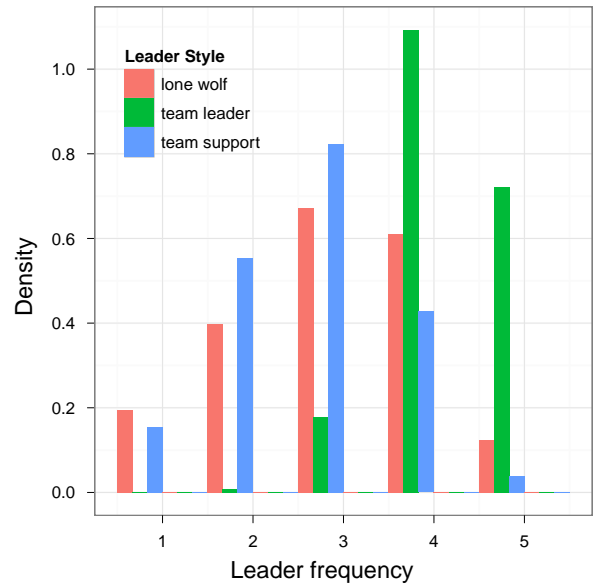


Figure 2: Reported frequency of playing a leader role by the preferred playing style

fact that 78.6% of players prefer leading or supporting other players supports the notion that *Reach* players are strongly motivated by the social aspects of the game [27]. When asked how often they played as a leader, participants reported typically playing their preferred role, although interestingly the lone wolves report playing a leader much more often than we would naively expect (Fig. 2).

We find some support for the popular perception that younger players prefer to play as lone wolves [16]. In our sample, people who preferred the team support role were indeed older (23.5 years) than those who preferred to play as lone wolves (21.6 years; $p < 0.001$). The modest size of the difference, however, suggests that while the effect is real, it is only a very rough tendency, with many younger players preferring support roles and many older players preferring the lone wolf role. Interestingly, though, people who preferred to play as leaders were also significantly younger (21 years) than those who played team support ($p \approx 0$).

We also modified three classic psychometric surveys intended to assess group dynamics: entativity (how much a group is like a single entity), cohesion (how tightly-knit a group is), and conflict (how much internal conflict a group has). There were 14 questions in the entativity portion of the survey, and they had reasonable variability ($SD=0.976$ on a 5-point scale) and good internal consistency (Cohen’s $\alpha = 0.82$). We therefore averaged the responses to create a single entativity metric. The average perceived entativity was 3.93 out of a 5-point scale, indicating respondents typically felt their teams were good at acting as one.

The portion of the survey on cohesiveness contained 7 questions, which exhibited similar variability ($SD=0.972$) and internal reliability ($\alpha = 0.83$), so again we averaged the responses to create a single metric. Corresponding with the perceived entativity, players typically felt their teams were very cohesive (4.1 out of 5).

Finally, the portion of the survey on group conflict consisted of 8 questions with slightly lower variability ($SD=0.92$) and less internal reliability ($\alpha = 0.76$), which appears to be related to the pres-

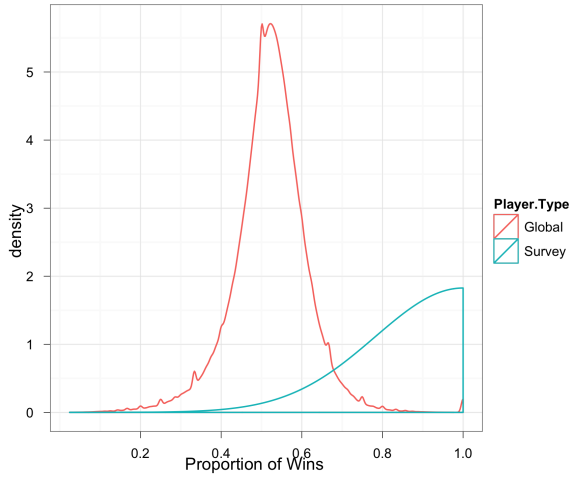


Figure 3: Proportion of games won by our respondents compared to randomly selected players

ence of reverse-scored questions. Nonetheless, we felt the consistency was sufficient and averaged the scores. Here, the perceived conflict was low (1.77), but somewhat higher than might be expected given the high entativity and cohesion ratings.

3.3 Comparison to Random Players

Advertising the anonymous survey on Halo-oriented community websites likely produced a biased sample of respondents relative to the overall population of *Reach* players. To characterize how different our respondent population was from the overall player population, we downloaded a uniformly random 1/1000 sample of the first 400,000,000 *Reach* games from which we extracted 963,000 unique gamertags.³ We then downloaded each of their player detail files and estimated the background distributions of various player summary statistics. Within this population, the average proportion of wins exhibited by a player is almost exactly 1/2, indicating a fairly unbiased sample of all players (Figure 3).

Compared to the background distribution, our respondents were much better players, winning many more of their games (Figure 3) than the typical *Reach* player. In addition to being more successful players, our respondents also typically invested almost 10 times more actual time playing *Reach* than the typical player (Figure 4). That is, our respondents were serious Halo players, likely devoting a large share of their overall time spent playing video games to this particular game.

3.4 Demographics and Game Play

Although stereotypes suggest that demographic variables like sex may correlate with game performance, we find that males and females behave and perform similarly. For instance, males and females played roughly the same number of games (Female=1825.2, Male=2085.0), and the same amount of time per game (Female=592.3, Male=620.69; total seconds played divided by total games played). However, women died slightly more often than men (Female=10.69 deaths/game, Male=8.86 deaths/game, $t(1189) = 5.91, p < 0.007$).⁴ Of course, because of the relatively

³The *Reach* API does not provide a method by which to directly select a uniformly random player.

⁴The threshold for significance (α) was corrected for the number of tests done.

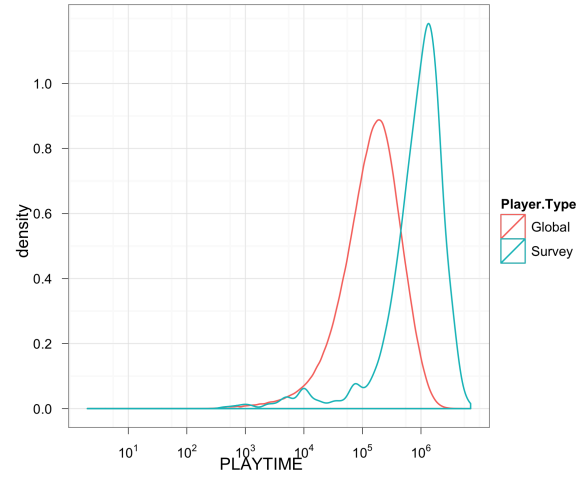


Figure 4: Time spent playing *Halo: Reach* by survey participants versus randomly selected players

small number of female players (5.1% or 61 respondents), there may be other small but real effects that we are unable to detect.

We also observed several differences in game play by player age. Given the popular stereotypes of first-person shooter gamers, surprisingly, the older a respondent, the more kills he had per game ($\beta = 0.263, t(1189) = 4.03, p \approx 0$). However, this effect was largely driven by the older players who prefer to play as lone wolves, as shown in Figure 5. This trend runs contrary to the suggestion that young players prefer the lone wolf role because they are more capable in the role—popularly attributed to faster reflexes—while older players must coordinate in teams in order to effectively compete [16].

Another interesting age-correlated behavioral difference is in the number of betrayals (killing one’s own teammate), as shown in Figure 5. Here, we find that younger players (age ≤ 18) showed a disproportionate amount of disloyalty relative to the older players ($\beta = 0.0024, t(1189) = -4.71, p \approx 0$), with the former group exhibiting a betrayal rate about 40% higher than the latter groups. This suggests that older players exhibit a more pro-social or cooperative orientation within their team than younger players, as betrayals are counted as a penalty against the team’s overall performance.

3.5 Psychometrics and Game Play

Unlike purely survey-based studies, here we can pair the survey responses with rich independent behavioral data on the same individuals. This pairing allows us to verify the accuracy of certain reported variables about style of play, etc. If the survey responses are accurate, they should predict corresponding patterns within the behavioral data. For instance, participants who report preferring the lone wolf role do indeed have significantly fewer “assists” to teammates (in which two or more team members cooperate to score a point) than participants who prefer to be team leaders ($p \approx 0$) or team support ($p < 0.005$).

We also find meaningful differences in the reported group dynamic psychometrics. For instance, the more a player sees their group as an entity, the more assists they have per game ($r = 0.13, p \approx 0$). Surprisingly, the opposite is true for number of kills: the more en-

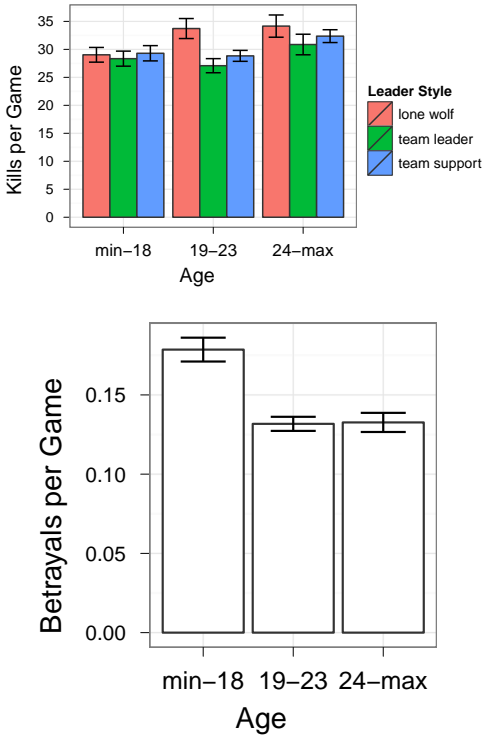


Figure 5: Kills per game (top) and betrayals per game (bottom) by age group, showing that the oldest group has significantly more kills per game than the younger groups while the youngest has more betrayals per game than the older groups.

titative groups have significantly fewer kills per game ($r = -0.16$, $p \approx 0$), perhaps because they travel in packs and thus share their kills among their number. There are no significant differences in the number of deaths per game, however, suggesting perhaps that entitative groups may also play more defensively.

We observed a similar effect for perceptions of cohesiveness—more cohesive groups had significantly fewer kills per game ($r = -0.1$, $p < 0.001$), and there were no differences in the number of deaths per game. We did not, however, see the same relationship between cohesiveness and assists that we did for entativity and assists, suggesting the measures may be tapping different aspects of the players’ perceptions of their groups.

Finally, we found no strong or notable relationships between responses about group conflict and game play.

4. PREDICTING FRIENDSHIPS

Before we consider the question of whether ground-truth friendship labels can be predicted purely from in-game behavioral data, we briefly discuss some interesting results from the survey data.

Of the 1191 respondents, 597 played at least one game with another survey respondent.⁵ This overlap allows us to test whether respondents’ perceptions of their online and offline friendships are reciprocal [19], i.e., when one player labels another as a friend, that friend also labels the player as a friend. For online friendships, the reciprocity is surprisingly low (36.9%); that is, when one of two

⁵This overlap is likely attributable to the way we advertised the survey and is not representative of the background population.

survey respondents indicated the other was an online friend, only roughly a third of the time did they agree they were friends. The agreement on offline friendships was higher (60.9%), though still low compared to, say, popular online social networks. It is not clear why we see this low correspondence, although there are a few possible reasons. For instance, we notice that there are a disproportionate number of respondents who list exactly 29 online friends, and this could indicate a number of respondents did not realize the list of teammates was scrollable. If this is the case, online and offline friends who fell “under the fold” may have been missed. Of course, another explanation for the low correspondence could be variability in the interpretation of the word “friend” or actual differences in friendships of *Reach* players. This is a question for future research.

If players choose to structure their play of *Halo: Reach* around opportunities to play with their friends, then friendships should be predictable from in-game behavioral data alone. For instance, friends may actively try to play at the same time of day or day of the week, and this synchronization would lead each player’s gamertag to appear in the other player’s game files in highly non-random ways. For friends to actually guarantee they will play together, they must use the “party” feature in *Reach*. When they do so, they are automatically placed together by the matchmaking algorithm into the same new competition and almost always on the same team (though splitting a party can happen, which leads to interesting in-game behavior; see Section 5.) Thus, friends will often appear together in a sequence of games and within each sequence, they will typically be on the same side of a competition.⁶

We find significant differences in the frequency of playing together based on whether a participant labeled a player as an online friend, offline friend, both, or neither. Pairs of players who are both online and offline friends typically played the most together, followed by online but not offline friends, then offline but not online friends and finally strangers (Figure 6). That is, friends of both types play many more games together than do strangers.

Additionally, the “party” mechanism of *Reach* implies that when friends play together, their gamertags should appear together in a series of games, and therefore these series should be a good predictor of friendship. We define a *series* to be a sequence of consecutive games played together with no more than a one hour break between consecutive games. (Other gap sizes yield similar results to those reported here, indicating the robustness of this feature.) For each pair of players, we measured the number of series greater than length n and the length of the longest series. Figure 7 shows that online friends were significantly more likely to have played series of games together, as were offline friends. The greatest number of such series was played by pairs who were both online and offline friends. Similarly, the longest series of online and offline friends is significantly longer than the longest series of non-friend pairs.

To illustrate this point, consider the average longest series. For strangers, the average was only 1.25 games in a row, but for players labeled as online friends only, the average was 10.2 and for those labeled as both online and offline friends, it was 13.15 games. That is, friends play many more games together in a sequence than do

⁶By default, *Reach* will party up all players within a particular game at its conclusion, after a 10 second delay. A player or party can decline by “backing out” and restarting the matchmaking algorithm. Anecdotally, most players choose to back out most of the time.

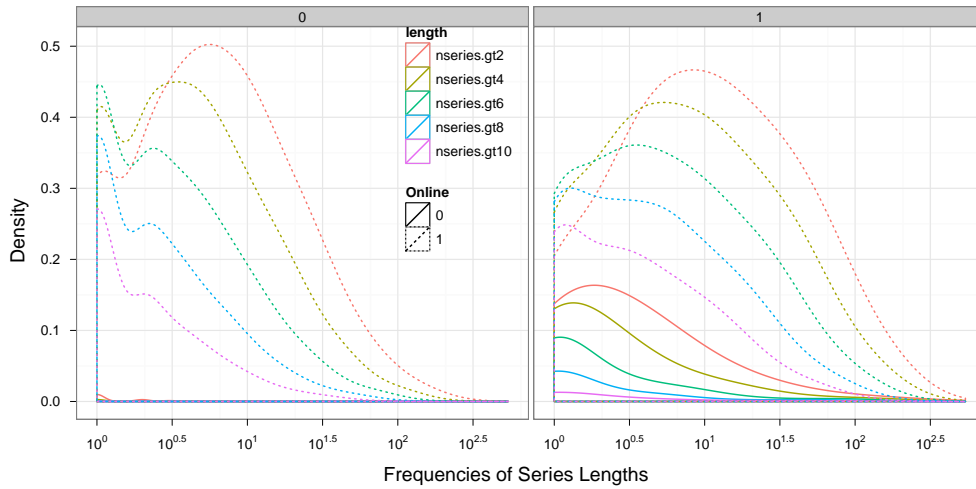


Figure 7: Number of series played for online and offline friends

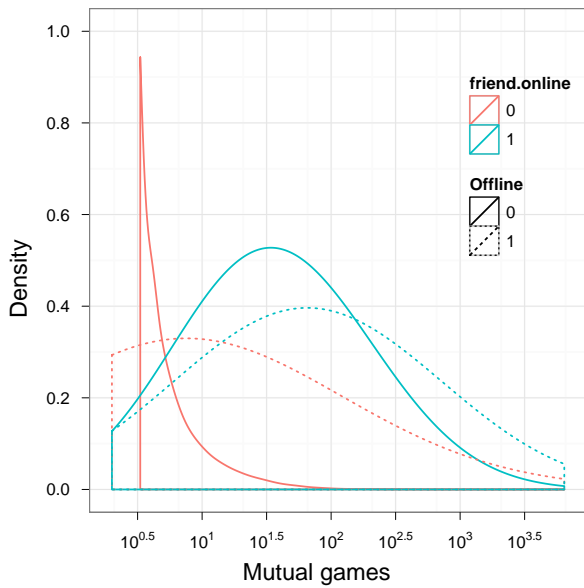


Figure 6: Number of mutual games played with players declared as online and offline friends

strangers, and the structure of the party mechanism in *Reach* implies that this behavior is actively selected by players.

These patterns suggest that certain purely behavioral features may, in fact, be highly accurate predictors of unknown friendship labels. Recovering this kind of hidden information from behavioral or social network data alone has been done in a number of other fields, including using mobile phone data [8,9], geographic coincidences [7] and email [5].

Given the number of games two players played and the number of those that were played together, the length of the longest series, and how many series of different length (here: 2, 4, 6, 8, 10, although other values could also be used) the pair played together, we try to predict whether either player indicated the other was an online friend (for those cases where multiple teammates responded to the

survey). We fit the data to a logistic regression model, and obtain an accuracy of 98.7%, representing an AUC of 0.96. The corresponding ROC curve can be seen in Figure 8, and the ranking of the features can be seen in Table 1.

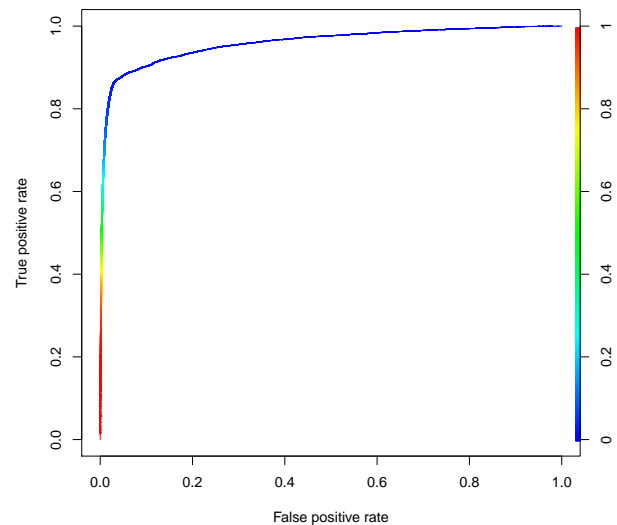


Figure 8: ROC curve for predicting whether a player is considered an online friend, given the number of mutual games together, the longest series of games, and the number of series of different lengths.

The dominant predictive feature in this model is clearly the length of the longest series the two players played together. The number of mutual games is also a strong positive feature, though it is clearly tempered by the total number of games the player played. The accuracy of the model is quite striking, and indicates friendships in *Reach* can be reliably inferred from online behavior using simple heuristics. Given the fairly general nature of our predictive features, however, we expect these results will generalize to other online competitive environments where players have the option of partying or otherwise preferentially playing with friends.

	Estimate	Std. Error	z value	Pr(> z)
(Intercept)	-4.2485	0.0220	-192.81	0.0000
longest.series	0.3929	0.0030	131.80	0.0000
n.games.player	-0.0006	0.0000	-73.96	0.0000
n.games.mutual	0.0968	0.0027	35.97	0.0000
n.series.gt2	-0.1686	0.0152	-11.05	0.0000
n.series.gt4	0.0220	0.0197	1.11	0.2651
n.series.gt6	-0.2075	0.0259	-8.02	0.0000
n.series.gt8	-0.3428	0.0331	-10.36	0.0000
n.series.gt10	-1.1609	0.0350	-33.13	0.0000

Table 1: Parameters in a logistic regression predicting whether a player is labeled an online friend

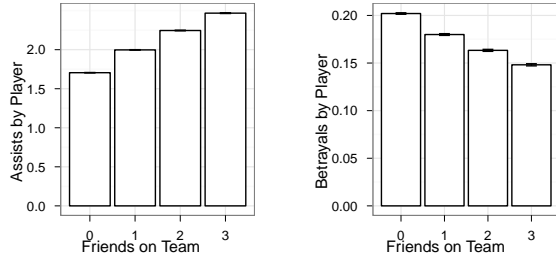


Figure 9: Assist and betrayal frequency, for playing with 0-3 friends

5. FRIENDSHIP AND PERFORMANCE

Because we have both all games for each player and ground-truth labels of who they were playing with, we can investigate whether a player performs differently when they play with or without friends. For the task of predicting winners based on the number of friends on one’s (or one’s opponent’s) team, we take two simplifying steps. First, we focus on 4-on-4 games, so that the number of players on each team are controlled for and we don’t have to differentiate between number of friends on a team or proportion of friends on a team. Second, we aggregate a player’s online and offline friends, so that if a player indicated a person was either an online or an offline friend, we labeled that person as a “friend”.

5.1 Individual Performance

Here we ask whether the presence of friends on one’s own or on one’s opponent’s team affects that player’s performance. In other words, do people play or perform differently when they have friends on their team?

One strikingly clear result is the amount of cooperation and defection (as measured by assists and betrayals) that we see from players depending on the number of friends on their team. As can be seen in Figure 9, the more friends on one’s team, the more one assists and the less one betrays one’s teammates. The implication is that players actively adjust their play based on their friendships—the motivation to maintain the relationships is greater than the motivation to maintain harmony within the current team.

We are also interested in how the number of friends on one’s team affects the player’s success in the game, i.e., their performance. Winning and losing a game is a team outcome (which we discuss in more detail below), but a measure of individual performance is the ratio of a given player’s kill to deaths, i.e., the number of points

they personally scored versus the number of points they personally provided to the opposing team. A higher individual value indicates better individual performance; by definition, the population average kill-death ratio must be 1.0, as there is one death for every kill. Figure 10 shows that even when the survey respondents are playing with no friends on their team, they do better than the average by 65%. However, this further increases with the number of friends on one’s team, up to an additional 10% when all of one’s teammates are friends. Thus, having friends on one’s team has a real and direct positive effect on one’s own performance.

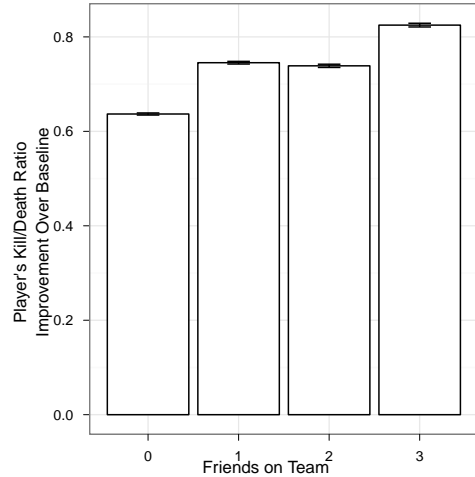


Figure 10: Average kill-death ratio, for playing with 0-3 friends

5.2 Team Performance

Given the effect of friends playing together on the individual’s frequency of assists and betrayals, it is not too surprising that we see a similar pattern across the entire team. That is, independent of the player’s own assists and betrayals, the team’s assists increase, and its betrayals decrease, with the number of friends playing together.

We also see an interesting pattern with respect to the number of friends on the *opponent’s* team. As the number of friends on the other team goes up, the number of betrayals on the opponent’s team goes up—until there is a majority of friends on the other team, at which point the number of betrayals decreases again (Figure 11).

Similar to prior experimental work [1], and in agreement with our results on the kill-death ratio, we find that players win more often when playing with friends than with strangers, and the more friends they play with the better (Fig. 12). Notably, this effect appears despite the matchmaking algorithm’s effort to minimize differences in team skill [13] and thereby decrease the predictive power of non-game features like friendship.

	Estimate	Std. Error	z value	Pr(> z)
(Intercept)	0.2027	0.0031	64.47	0.0000
own.friends	0.2558	0.0022	115.92	0.0000
oth.friends	-0.1933	0.0069	-28.16	0.0000

Table 2: Best-fitting parameters for logistic regression model predicting whether a player won a game based only on the number of online or offline friends on their own team and on their opponent’s team.

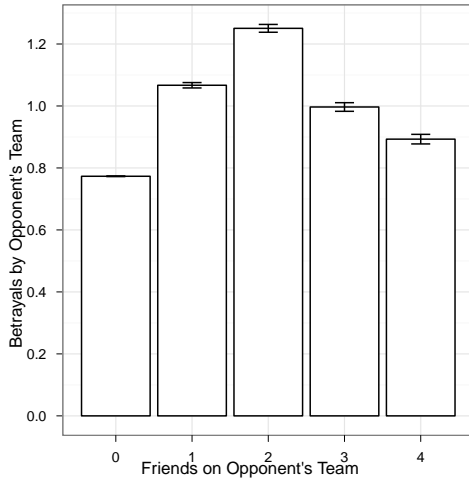


Figure 11: The frequency of betrayals on opponent's team when the team consists 0-4 of the player's friends

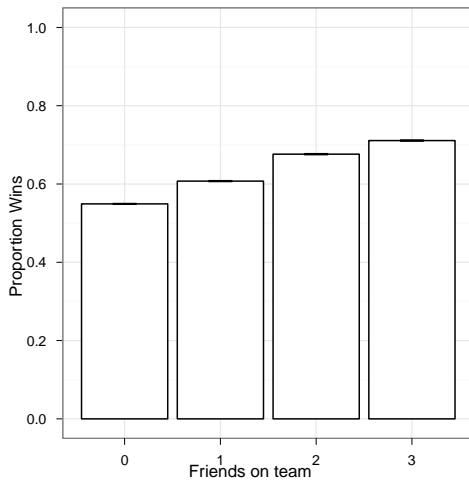


Figure 12: Proportion of wins when playing with 0-3 friends

We fit a logistic regression model using only information about how many online and offline friends were on a player's own team and on the opposing team. The corresponding parameters are shown in Table 2. The model achieves an accuracy of only 61.1%, with an AUC of 0.573. However, using the number of friends on a team as the only feature to predict the winner of the game is a very weak signal, so it is meaningful that there is any improvement in accuracy over random chance.

We also tried to predict the winners of the game based on a rough metric of the players' expertise on each team. Reasonable proxies for a player's skill in *Reach* are the average number of games played by members of each team and the average progress in the single-player campaign, co-operative campaign and the campaign difficulty level. This model performs slightly better than the friends-only model, improving the accuracy to 62.2% and the AUC to 0.614. As can be seen in Table 3, more games played on one's own team is only slightly more important than fewer games played by one's opponents.

	Estimate	Std. Error	z value	Pr(> z)
(Intercept)	0.2578	0.0051	50.10	0.0000
own.ngames	0.0001	0.0000	153.73	0.0000
oth.ngames	-0.0001	0.0000	-136.39	0.0000

Table 3: Parameters for the logistic regression model predicting wins based on the average number of games played by one's own teammates and one's opponents.

	Estimate	Std. Error	z value	Pr(> z)
(Intercept)	0.1740	0.0053	33.00	0.0000
own.friends	0.1853	0.0023	78.99	0.0000
oth.friends	-0.0937	0.0071	-13.26	0.0000
own.ngames	0.0001	0.0000	125.61	0.0000
oth.ngames	-0.0001	0.0000	-132.81	0.0000

Table 4: Parameters for logistic regression predicting winners based on expertise and number of friends on one's own and one's opponent's team

Combining the expertise and friendship information provides a marginal improvement over expertise alone, although both the level of expertise and the number of friends on a team contribute to the model's prediction of the outcome. The three most heavily weighted parameters are the expertise on one's own team, the opposing team's expertise, and the number of online friends on one's own team (Table 5.2). The model has a negligible improvement in accuracy, to 62.4%, but the AUC improves slightly to 0.625.

6. CONCLUSION

In this paper we investigated the impact of friendships on individual and team performance in complex competitive environments, using the MMOFPS *Halo: Reach*, one of the most popular video games of 2010, as a model system.

Our anonymous online survey produced a number of insights into the *Reach* community. First, our respondents both invested more time in the game—but not more time than a typical video game player spends on games of all types—and were significantly more skilled than the typical *Reach* player. In contrast to the stereotype of first-person shooter players, players were strongly motivated by social factors. More than 99.5% of our respondents indicated that they played with at least one online friend, and the typical number is 21 online friends (and only 4 offline friends).⁷ Nearly 80% preferred to play socially, i.e., in a team, rather than as a lone wolf, and most players felt a strong sense of group cohesiveness and coordination. These results support the notion that friendships likely play an important role not only in individual and team performance, but also in choices of play style and satisfaction within the game.

Although the typical age of our respondents was close to 20 years old, the distribution shows a long tail, with a large number of players over 30. Age correlated with several aspects of game play: older players (24 or older; 29.7%) tend to exhibit somewhat less within-group conflict, exhibit greater pro-social tendencies (e.g., fewer betrayals), and are slightly more skilled (more kills per game). This latter point is counterintuitive given that younger players often have greater free time in which to invest in the game. However, we found only small differences in play statistics between male and female

⁷But, the degree distribution does not follow a power law [6].

respondents and predictive models trained to predict sex from these values scored no better than chance. Thus, male and female players seem nearly indistinguishable from their in-game behavior.

Both team and individual performance in *Halo: Reach* are improved by friendship variables and teams composed of friends, on average, win more games than teams composed of strangers. However, if overall skill correlates across friendship ties, then highly skilled groups of friends could tend to win often than groups of strangers because the skilled friends are more skilled than an average stranger. That is, skill could be homophilous. However, the TrueSkill matchmaking algorithm likely minimizes this size of this effect because it aims to equalize the total skills of the teams. Critically, TrueSkill does not control for the synergy that comes from playing with friends, and so the effect we observe (Fig. 12) is likely attributable to the benefits of friends alone not the benefits of having skilled friends.

Not only do friendships improve performance, they also reshape the style of play within competitions. That is, players compete differently when they play with friends versus when they play with strangers. For instance, groups of friends who are split across teams have to choose whether to compete against their friends (cooperate with their teammates) or defect against the teammates (cooperate with their friends). When this happens, friends tend to defect against their teammates, illustrated by a nearly double betrayal rate when two friends are on the opposing team. This indicates that friendship ties dominate teammate ties, and players sacrifice their own competitive success to help their friends succeed. Similarly, betrayal rates (both by individuals and by teams) decrease as the number of friends on the team increase, illustrating a significant pro-social effect as compared to teams of strangers.

Thus, we find that friendships play a fundamental role in complex competitive environments like *Halo: Reach*, leading to improved individual and team performance, increased pro-social behavior, and likely increased long-term appeal of the game. Additionally, because players structure their in-game activities around opportunities to play with friends, hidden friendship ties can be correctly inferred directly from behavioral time series using common sense heuristics. Algorithms that account for the benefits of friendships can thus likely be developed without requiring explicitly labeled (and thus private) friendship data. Such algorithms should produce fewer mismatched competitions and thus likely increased satisfaction. Given the increasing ubiquity of social gaming and *ad hoc* competition in general, the importance of such algorithms is likely significant.

Acknowledgements: We thank Chris Schenk for help implementing the web survey, Nick Yee and Thore Graepel for helpful discussions, and the Halo community for their support and participation. This project was funded in part by a grant from the James S. McDonnell Foundation.

7. REFERENCES

- [1] T. T. Baldwin, M. D. Bedell, and J. L. Johnson. The social fabric of a team-based M.B.A. program: Network effects on student satisfaction and performance. *Acad. of Manag. Journal*, 40:1369–1397, 1997.
- [2] P. Balkundi and D. A. Harrison. Ties, leaders, and time in teams: Strong inference about network structure's effects on team viability and performance. *Acad. of Manag. Journal*, 49:49–68, 2006.
- [3] S. Bao, G. Xue, X. Wu, Y. Yu, B. Fei, and Z. Su. Optimizing web search using social annotations. In *Proc. 16th International Conference on World Wide Web, WWW '07*, pages 501–510, 2007.
- [4] S. P. Borgatti and R. Cross. A relational view of information seeking and learning in social networks. *Manag. Sci.*, 49:432–445, 2003.
- [5] M. D. Choudhury, W. A. Mason, J. M. Hofman, and D. J. Watts. Inferring relevant social networks from interpersonal communication. *Proceedings of the 19th international conference on World wide web*, pages 301–310, 2010.
- [6] A. Clauset, C. R. Shalizi, and M. E. J. Newman. Power-law distributions in empirical data. *SIAM Review*, 51:661–703, 2009.
- [7] D. J. Crandall, L. Backstrom, D. Cosley, S. Suri, D. Huttenlocher, and J. Kleinberg. Inferring social ties from geographic coincidences. *Proc. National Academy of Sciences*, 107:22436–22441, 2007.
- [8] N. Eagle, A. Clauset, and J. Quinn. Location segmentation, inference and prediction for anticipatory computing. In *Proc. 23rd AAAI Conference on Artificial Intelligence*. AAAI, 2009.
- [9] N. Eagle, A. S. Pentland, and D. Lazer. Inferring friendship network structure by using mobile phone data. In *Proc. National Academy of Sciences*, pages 15274–15278, 2009.
- [10] Entertainment Software Association. Essential Facts about the Compute and Video Game Industry. From <http://bit.ly/kLHJ2Q>, (access date February, 2012), 2011.
- [11] A. Gabel and S. Redner. Random walk picture of basketball scoring. *Journal of Quantitative Analysis in Sports*, to appear. Preprint, arXiv:1109.2825, 2012.
- [12] M. Granovetter. The strength of weak ties. *American Journal of Sociology*, 78:1360–1380, 1973.
- [13] R. Herbrich, T. Minka, and T. Graepel. TrueSkill(tm): A Bayesian skill rating system. *Adv. in Neural Info. Proc. Sys.*, 20:569–576, 2007.
- [14] M. Jakobsson and T. Taylor. The Sopranos Meets EverQuest In *Proc. 2003 Digital Arts and Culture DAC Conference Melbourne Australia*, pages 81–90, 2003.
- [15] J. Jansz and M. Tanis. Appeal of playing online first person shooter games. *CyberPsychology & Behavior*, 10(1):133–136, 2007.
- [16] G. Mastrapa. No country for old men, 2010. *Wired Magazine*, <http://bit.ly/dj55UW> (access date February, 2010).
- [17] A. R. McConnell, S. J. Sherman, and D. L. Hamilton. Target entitativity: Implications for information processing about individual and group targets. *J. Personality and Soc. Psych.*, 72:750–762, 1997.
- [18] M. McPherson, L. Smith-Lovin, and J. M. Cook. Birds of a feather: Homophily in social networks. *Annu. Rev. Sociol.*, 27:415–444, 2001.
- [19] M. Newman. *Networks: An Introduction*. Oxford University Press, Oxford, 2010.
- [20] M. A. Rahim. A measure of styles of handling interpersonal conflict. *Acad. of Manag. Journal*, 26:368–376, 1983.
- [21] M. Ruef, H. E. Aldrich, and N. M. Carter. The structure of founding teams: Homophily, strong ties, and isolation among U.S. entrepreneurs. *American Sociological Review*, 68:195–222, 2003.
- [22] W. Shrum, J. Neil H. Cheek, and S. M. Hunter. Friendship in school: Gender and racial homophily. *Sociology of Edu.*, 61:227–239, 1988.
- [23] J. P. Stokes. Components of group cohesion: Intermember attraction, instrumental value, and risk taking. *Small Group Research*, 14:163–173, 1983.
- [24] D. Williams, N. Ducheneaut, L. Xiong, Y. Zhang, N. Yee, and E. Nickell. From tree house to barracks: The social life of guilds in World of Warcraft. *Games and Culture*, 1(4):338–361, 2006.
- [25] D. Williams, S. Poole, N. Contractor, and J. Srivastava. The Virtual World Exploratorium: Using Large-Scale Data and Computational Techniques for Communication Research. *Communication Methods and Measures*, 5:163–180, 2011.
- [26] D. Williams, N. Yee, and S. Caplan. Who plays, how much, and why? Debunking the stereotypical gamer profile. *Journal of Computer-Mediated Communication*, 13(4):993–1018, 2008.
- [27] Y. Xu, X. Cao, A. Sellen, R. Herbrich, and T. Graepel. Sociable killers: Understanding social relationships in an online first-person shooter game. In *Proc. Computer Supported Cooperative Work*, pages 197–206. ACM, 2011.
- [28] N. Yee, N. Ducheneaut, L. Nelson, and P. Likarish. Introverted Elves & Conscientious Gnomes: The Expression of Personality in World of Warcraft. In *Proc. 2011 Annual Conference on Human Factors in Computing Systems, CHI '11*, pages 753–762, New York, NY, USA, 2011. ACM.