

Large thermal Hall coefficient in bismuth

W. Kobayashi^{*,1,2}, Y. Koizumi³, and Y. Moritomo¹

¹*Graduate School of Pure and Applied Sciences, University of Tsukuba, Ibaraki 305-8571, Japan*

²*PRESTO, Japan Science and Technology Agency, Saitama 332-0012, Japan and*

³*Department of Physics, Waseda University, Tokyo 169-8555, Japan**

(Dated: October 30, 2018)

We present a systematical study of thermal Hall effect on a bismuth single crystal by measuring resistivity, Hall coefficient, and thermal conductivity under magnetic field, which shows a large thermal Hall coefficient comparable to the largest one in a semiconductor HgSe. We discuss that this is mainly due to a large mobility and a low thermal conductivity comparing theoretical calculations, which will give a route for controlling heat current in electronic devices.

Thermal Hall effect (Righi-Leduc effect) is the thermal analog of the Hall effect. A temperature gradient $\frac{dT_x}{dx}$ introduced along x direction yields a temperature gradient $\frac{dT_y}{dy}$ along y direction in the presence of the magnetic field B_z along z direction. A ratio of the temperature gradients is defined as a thermal Hall coefficient R_{TH} ,

$$R_{\text{TH}} \equiv \frac{1}{B_z} \frac{\frac{dT_y}{dy}}{\frac{dT_x}{dx}} = \sigma R_{\text{H}} = \mu_{\text{H}}, \quad (1)$$

which shows a measure of oriented heat current per magnetic field. The definition of R_{TH} differs from that of the Hall coefficient R_{H} . R_{TH} and R_{H} are inseparably related, since they are both governed by the Fermi surface topology. The relationship between R_{TH} and R_{H} (σ : electrical conductivity) shown in Eq. (1) was derived by Bridgman [1] by considering heat and electric transport in terms of reversible processes in thermodynamics, and qualitatively explains the thermal Hall effect in conventional metals [2, 3]. The thermal Hall effect of semiconductors has been studied until 1960s [4, 5]. As a result, it is known that R_{TH} of the semiconductors satisfies a relationship [6],

$$R_{\text{TH}} \cong \frac{\kappa_{\text{el}}}{\kappa_{\text{tot}}} \mu_{\text{H}} \quad (2)$$

that takes into account heat conduction along the longitudinal direction through lattices besides electrons [7], where κ_{el} , $\kappa_{\text{tot}} (= \kappa_{\text{ph}} + \kappa_{\text{el}}$, κ_{ph} : lattice thermal conductivity), and μ_{H} represent electron thermal conductivity, total thermal conductivity, and Hall mobility, respectively. Recent developments of this research field have revealed phonon and magnon thermal Hall effects, in which carriers of heat currents along the y direction are not electrons but phonons and magnons [8]. These extreme effects have a potential for controlling heat current in electronic devices as well as a thermal rectifier [9–12].

Bismuth is "an old material", which has been extensively studied owing to its unique physical properties such

as large positive magnetoresistance, huge orbital diamagnetism, and peculiar magnetic-field dependent thermoelectric properties [13]. Recent increasing interests in Dirac fermions and strong spin-orbit interaction in a heavy element such as Bi, Pt, or Au motivate many researchers to study this material. Since the bismuth exhibits large μ_{H} , relatively large κ_{el} , and low lattice thermal conductivity κ_{ph} due to both a semimetallic state and the heavy mass of Bi element, a large R_{TH} is expected through Eqs. (1) and (2). Though R_{TH} of bismuth has been already reported in 1910s [14], there exists the data only at around room temperature and low magnetic field. Thus, in this letter, we report thermal Hall effect on a bismuth single crystal up to 3 T and in the temperature range of 75 to 300 K, and first analyze temperature dependent R_{TH} using these equations. We also discuss a possible way to further increase R_{TH} .

Resistivity, Hall coefficient and thermal conductivity measurements of a high quality single crystal (Bi 99.999%) with a dimension of $1.15 \times 2.35 \times 5.15 \text{ mm}^3$ were performed. For the measurements, electric current i_x and heat current j_x were applied along the bisectrix axis under the magnetic field introduced parallel to the trigonal axis of the bismuth single crystal. Induced Hall voltage V_y and thermal Hall temperature gradient $\frac{\Delta T_y}{\Delta y}$ were detected along the binary axis. The resistivity and Hall coefficient were measured by a conventional four probe method.

The thermal conductivity and the thermal Hall coefficient were measured by a steady state technique. One edge of the crystal was glued to a cold head of a closed cycle refrigerator by varnish (GE7031), while a resistive heater ($\sim 120 \Omega$, KYOWA strain gauges) was attached on the opposite edge. Using the resistive heater, a longitudinal temperature gradient $\frac{dT_x}{dx}$ was generated. Through the measurement, the heat delivered to the hot end of the crystal was kept constant (1.32W). In the presence of the magnetic field (CRYOGENIC, MINI-CFM) applied perpendicular to $\frac{dT_x}{dx}$, the transversal temperature gradient $\frac{dT_y}{dy}$ was detected along the binary axis. (See Fig. 1.) Both gradients were evaluated from temperature differences measured with a pair of Au(Fe0.07%)-Chromel differential thermocouples and the distances between the thermocouples $\Delta x = 3.55 \text{ mm}$ and $\Delta y = 2.0 \text{ mm}$. Since

*Electronic address: kobayashi.wataru.gf@u.tsukuba.ac.jp

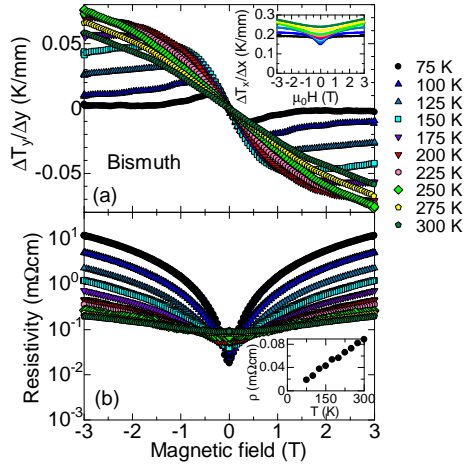


FIG. 1: (Color online) The magnetic field dependence of (a) $\frac{\Delta T_y}{\Delta y}$ and (b) the resistivity. The insets of Figs. 1(a) and (b) show the magnetic field dependence of $\frac{\Delta T_x}{\Delta x}$ and the temperature dependence of the resistivity under zero field, respectively.

the thermal conductivity of chromel is 13.8 W/mK, which is comparable to ~ 10 W/mK of bismuth, an error of the heat current estimation should be below 0.15% using the chromel wire with 50 micron diameter and 2 cm length. To avoid leakage of the heat current by radiation and conduction through the air, we attached Cu radiation shield, and evacuated the air down to 10^{-4} Pa. The loss of the heat current was estimated to be below 1%. We observed $\frac{dT_y}{dy} \neq 0$ at 0 T due to a small misalignment of the positions of the thermocouple. This component was carefully subtracted by varying the magnetic field between -3 and +3.

Figure 1(a) shows the magnetic field dependence of the temperature gradient $\frac{\Delta T_y}{\Delta y}$. $\frac{\Delta T_y}{\Delta y}$ decreases with increasing the magnetic field, which indicates a negative sign of R_{TH} . The magnitude of $\frac{\Delta T_y}{\Delta y}$ at 250 K and 3 T is 0.076 K/mm, which is about 29 % of 0.26 K/mm in $\frac{\Delta T_x}{\Delta x}$ shown in the inset of Fig. 1(a). Thus, R_{TH} is evaluated to be $-0.1 T^{-1}$ at 250 K and 3 T. This is consistent with R_{TH} in the reference [14]. We would like to point out that R_{TH} is $-0.39 T^{-1}$ at 0.33 T and 150 K, which is one of the largest R_{TH} values among metal elements and semiconductors. [4]. The nonlinear character of $\frac{\Delta T_y}{\Delta y}$ is caused by the changes of the physical properties under magnetic field as shown in Fig. 2. To determine κ_{el} and μ_H , resistivity ρ was measured under magnetic field as shown in Fig. 1(b). With increasing the magnetic field, ρ remarkably increases. This large positive magnetoresistance is one of the significant properties of the bismuth. The inset of Fig. 1(b) shows $\rho(T)$ under zero field. This is also a typical behavior (80 $\mu\Omega\text{cm}$ at 300 K) of a bismuth single crystal.

Using the Fourier's law $j_x = -\kappa_{tot} \frac{\Delta T_x}{\Delta x}$, the total ther-

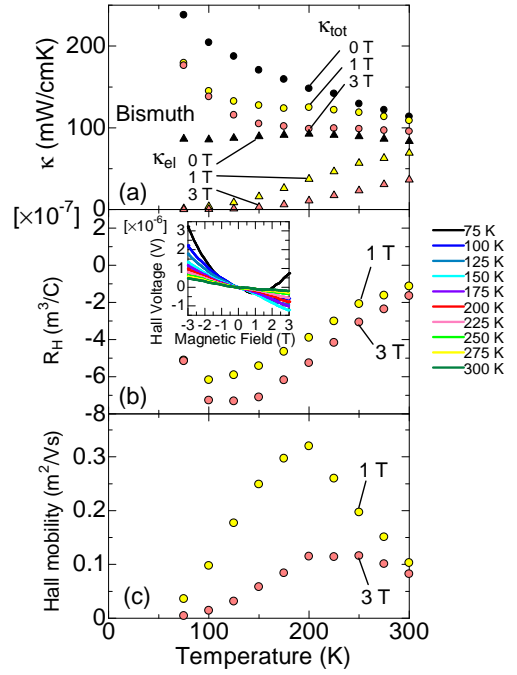


FIG. 2: (Color online) Temperature dependence of the thermal conductivity, (b) Hall coefficient, and (c) Hall mobility. The inset of Fig. 2(b) shows the magnetic field dependence of the Hall voltage.

mal conductivity κ_{tot} was obtained as a function of temperature as shown in Fig. 2(a). κ_{tot} is a sum of the lattice thermal conductivity κ_{ph} and the electron thermal conductivity κ_{el} ($\kappa_{tot} = \kappa_{ph} + \kappa_{el}$). κ_{el} is evaluated by the Wiedemann-Franz law, $\kappa_{el} = L_0 T \sigma$ (L_0 : Sommerfeld's value $2.44 \times 10^{-8} \text{ W}\Omega/\text{K}^2$, σ : electrical conductivity). At 300 K, the magnitude of κ_{tot} is 110 mW/cmK, which is close to 100 mW/cmK in the reference [15]. The lower thermal conductivity than that of a conventional metal such as Cu, Ag, or Au is attributed to both the relatively low electrical conductivity and low κ_{ph} .

Figure 2(b) shows the temperature dependence of the Hall coefficient R_H . The sign of R_H is negative, which indicates that major carriers are electrons. This is consistent with the sign of R_{TH} . The magnitude of R_H is $1 \times 10^{-7} \text{ m}^3/\text{C}$ at 300 K and 1 T, which shows a low carrier concentration n of $6.2 \times 10^{19} \text{ cm}^{-3}$. With increasing magnetic field, R_H slightly increases. This result also reproduces R_H measured by Rosenbaum *et al.* [16] Using the relationship $\mu_H = R_H/\rho$, the Hall mobility μ_H was derived as shown in figure 2(c). As expected, a rather large μ_H was observed. At around 200 K, peak structure was appeared, in which decreased μ_H at around room temperature is attributed to the increased phonon scatterings of conduction electrons [17].

Now we compare $R_{TH}(T)$ of bismuth with Eqs. (1) and (2). The measured κ_{el} , κ_{tot} , and μ_H in Fig. 2 were used for the calculations. Figure 3 shows $R_{TH}(T)$ at 1 and 3 T. The dotted and broken lines represent the

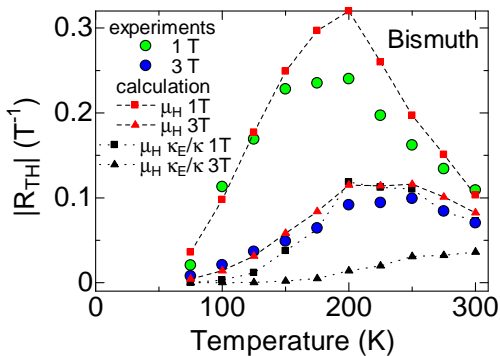


FIG. 3: (Color online) Temperature dependence of thermal Hall coefficient at 1 and 3 T. The dotted lines represent theoretical calculation using a single band model of the thermal Hall coefficient.

calculations. We found that μ_H well reproduces $R_{TH}(T)$, which is consistent with the previous results that the conventional metals obey Eq. (1). On the other hand, Eq. (2) that describes $R_{TH}(T)$ of the semiconductor does not give a reasonable fitting of $R_{TH}(T)$. The reason why heat conduction through lattices does not decrease R_{TH} of bismuth is an open question. Here, we briefly discuss a two-band model. As a first order approximation (magnetic field $B \sim 0$), the thermal Hall coefficient R'_{TH} for a two band model is described as $\kappa R'_{TH} = \kappa_p R_{THp} + \kappa_n R_{THn} = \kappa_p \mu_{Hp} - \kappa_n \mu_{Hn}$ [18], where p and n indexes represent a hole- and electron-like band, respectively. In the reference [16], a ratio of hole and electron concentrations $c = \frac{p}{n} = 0.55$, electron mobility $\mu_{Hn} = 0.43 \text{ m}^2\text{V}^{-1}\text{s}^{-1}$, and hole mobility $\mu_{Hp} = 0.15 \text{ m}^2\text{V}^{-1}\text{s}^{-1}$ at 270 K in a bismuth thin film were reported. If one applies these parameter to the equation shown above, R'_{TH} is evaluated to be 93 % of R_{THn} . This implies that electron transport is dominant in bismuth. Concerning the deviation from Eq. (2), there are two possible origins; (1) Dirac fermion with a linear dispersion, and (2) interband scattering. Bismuth is known as a Dirac fermion system [19], where linear-dispersion relation is realized. This relation gives $m^* \cong 0$, which can enlarge R_{TH} . Concerning the possibility (2), the two band model shown above does not take into account the interaction between the electron band and the hole band (i.e. interband scattering) that explains large diamagnetism in bismuth [20]. This effect may increase R_{TH} . As a further analysis, a theoret-

ical calculation of R_{TH} on bismuth based on two-bands Dirac fermion taking into account interband scatterings will be desired.

Lastly, we would like to add a few comments on an improvement of the magnitude of R_H . According to the Eqs. (1) and (2), small κ_{ph} , large κ_{el} , and large μ_H are essential for large R_{TH} . μ_H is described as $\mu_H = \frac{e\tau}{m^*(n)}$, where e , τ , and m^* represent electron charge, electron scattering time, and effective mass of electron, respectively. With increasing n , κ_{el} increases while μ_H decreases due to increase of m^* , which gives an optimum value of R_{TH} at an optimum n . To achieve a further enhancement of R_{TH} , one needs to control τ . Recent theoretical study on thermoelectric performance in bismuth thin film reveals a significant increase of the thermoelectric properties mainly due to the enhanced electron scattering time in the Bi thin film with ~ 10 -nm thickness [21], in which quantum spin Hall state appears due to the strong spin-orbit interaction. To keep a sign of the spin momentum in the QSH state, the electron is not scattered by impurities, which realizes an increase of μ_H . In the same manner, R_{TH} can largely enhance when μ_H increases with decreasing a thickness of a bismuth thin film. Again, we would like to emphasize that Dirac fermion with linear-dispersion relation will give $m^* \cong 0$, which also enlarges R_{TH} . Thus, topological insulators and Dirac fermion systems such as Bi_2Se_3 , Bi_2Te_3 or graphene can be a good playground for finding a large R_{TH} . The large R_{TH} under low magnetic field in bismuth will open a route for controlling heat current in electronic devices.

In conclusion, we have measured resistivity, Hall coefficient, thermal Hall coefficient, and thermal conductivity of a bismuth single crystal and found that the large thermal Hall coefficient is well explained by a theoretical calculation. A high Hall mobility and a low thermal conductivity can cause the large thermal Hall coefficient in bismuth. In particular, $\sim 29\%$ of the heat current along the bisectrix direction is found to be oriented along the binary axis at 250 K and 3 T. We also have discussed that the strong spin-orbit interaction can be a driving force of a further enhancement of the thermal Hall coefficient.

We would like to thank S. Murakami for fruitful discussion on the thermoelectric properties of Bi thin film, and also thank D. Sawaki for technical support on the thermal conductivity measurement.

-
- [1] P. W. Bridgman, Phys. Rev. **24**, 644 (1924).
 [2] C. H. Stephan, and B. W. Maxfield, Phys. Rev. B **6**, 2893 (1972).
 [3] R. Fletcher, Phys. Rev. B **15**, 3602 (1977).
 [4] C. R. Whitsett, J. Appl. Phys. **32**, 2257 (1961).
 [5] H. Mette, Z. Physik **176**, 329 (1963).
 [6] E. H. Putley, *Hall Effect and Related Phenomena*, (But-

- terworths and Company, London, 1960).
 [7] Note the relationship between Eqs. (1) and (2): Eq. (2) asymptotically closes to Eq. (1) when κ_{el} goes to infinity.
 [8] C. Strohm, G. L. J. A. Rikken, and P. Wyder, Phys. Rev. Lett. **95**, 155901 (2005).
 [9] C. W. Chang, D. Okawa, A. Majumdar, and A. Zettl, Science **314**, 1121 (2005).

- [10] M. Terraneo, M. Peyrard, and G. Casati, Phys. Rev. Lett. **88**, 094302 (2002).
- [11] B. Li, L. Wang, and G. Casati, Phys. Rev. Lett. **93**, 184301 (2004).
- [12] W. Kobayashi, Y. Teraoka, and I. Terasaki, Appl. Phys. Lett. **95**, 171905 (2009).
- [13] See V. S. Édel'man, Adv. Phys. **25**, 555 (1976) as a review.
- [14] Arpheus W. Smith and Alva W. Smith, Phys. Rev. **5**, 35 (1915).
- [15] C. F. Gallo, B. S. Chandrasekhar, and P. H. Sutter, J. Appl. Phys. **34**, 144 (1963).
- [16] R. Rosenbaum, and J. Galibert, Physica B. **346-347**, 287 (2004).
- [17] S. M. Zse, *Semiconductor Devices: Physics and Technology*, (John Wiley & Sons Inc., Hoboken, 1985).
- [18] A. H. Wilson, *The Theory of Metals*, (The Cambridge University Press, London, 1958).
- [19] Lu Li, J. G. Checkelsky, Y. S. Hor, C. Uher, A. F. Hebard, R. J. Cava, and N. P. Ong, Science **321**, 547 (2008).
- [20] H. Fukuyama and R. Kubo, J. Phys. Soc. Jpn. **28**, 570 (1970).
- [21] R. Takahashi, and S. Murakami, Phys. Rev. B **81**, 161302(R) (2010).