

# First-order multi-k phase transitions and magnetoelectric effects in multiferroic $\text{Co}_3\text{TeO}_6$

Pierre Tolédano,<sup>1,2</sup> Vera Carolus,<sup>2</sup> Matthias Hudl,<sup>3</sup> Thomas Lottermoser,<sup>4</sup>  
Dmitry. D. Khalyavin,<sup>5</sup> Sergey A. Ivanov,<sup>3,6</sup> and Manfred Fiebig<sup>4</sup>

<sup>1</sup>Laboratory of Physics of Complex Systems, University of Picardie, 33 rue Saint-Leu, 80000 Amiens, France

<sup>2</sup>HISKP, Universität Bonn, Nussallee 14-16, D-53115 Bonn, Germany

<sup>3</sup>Department of Engineering Sciences, Uppsala University, Box 534, SE-751 21 Uppsala, Sweden

<sup>4</sup>Department of Materials, ETH Zurich, Wolfgang-Pauli-Strasse 10, 8093 Zurich, Switzerland

<sup>5</sup>ISIS facility, STFC Rutherford Appleton Laboratory,  
Chilton, Didcot, Oxfordshire, OX11-0QX, United Kingdom

<sup>6</sup>Department of Inorganic Materials, Karpov Institute of Physical Chemistry,  
Vorontsovo pole, 10, 105064, Moscow K-64, Russia

(Dated: July 30, 2022)

A theoretical description of the sequence of magnetic phases in  $\text{Co}_3\text{TeO}_6$  is presented. The strongly first-order character of the transition to the commensurate multiferroic ground state, induced by coupled order parameters corresponding to different wavevectors, is related to a large magnetoelastic effect with an exchange energy critically sensitive to the interatomic spacing. The monoclinic magnetic symmetry  $\text{C}2'$  of the multiferroic phase permits spontaneous polarization and magnetization as well as the linear magnetoelectric effect. The existence of weakly ferromagnetic domains is verified experimentally by second harmonic generation measurements.

At variance with structural transitions which alter the lengths and orientations of the chemical bonds, the spin ordering occurring in magnetic phases has in most cases a negligible effect on the structural lattice. An important exception is represented by the class of magnetostructural transitions occurring in multiferroic compounds in which the magnetic ordering in the multiferroic phase induces simultaneously a change in the atomic structure, which permits the emergence of a spontaneous polarization.<sup>1,2</sup> However, the measured changes of lattice parameters found in the multiferroic phases are generally small, i.e. of the order of  $10^{-3}$  Å, and do not affect the second-order character of the transitions to these phases.<sup>3,4</sup> Here, we describe theoretically the sequence of phases recently reported in  $\text{Co}_3\text{TeO}_6$ <sup>5,6</sup> in which a strongly first order transition, characterized by substantial discontinuities of the lattice parameters and a remarkable delta-shape peak of the specific heat, yields a multiferroic ground state displaying magnetoelectric properties. The observed structural changes are related to the coupling between the magnetic order-parameters involved at the transition, which correspond to different propagation wave-vectors, in contrast with the standard situation found in multiferroic transitions where the coupled order-parameters generally pertain to the same k-vector.<sup>7,8</sup>

Neutron powder diffraction studies<sup>6</sup> show that below the paramagnetic phase described by the space group  $G_P = \text{C}2/\text{c}1'$  the  $\text{Co}_3\text{TeO}_6$  undergoes a sequence of three antiferromagnetic phases, summarized in Fig. 1. They are associated with three different k-vectors of the centred monoclinic Brillouin-zone:  $\vec{k}_1 = (0, 0.480, 0.055)$ ,  $\vec{k}_2 = (0, 0, 0)$  and  $\vec{k}_3 = (0, 1/2, 1/4)$ .

I. The incommensurate Phase I, which takes place at  $T_N = 26$  K, shows the coexistence of  $\vec{k}_1$  and  $\vec{k}_2$ .

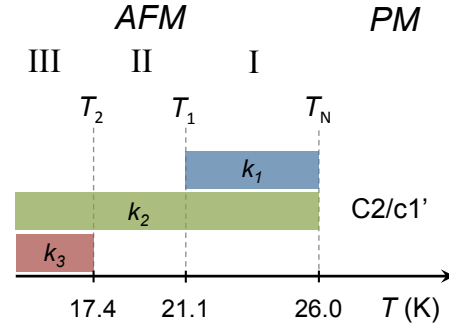


FIG. 1. Sequence of phases observed in  $\text{Co}_3\text{TeO}_6$  from Ref. 6

The transition order-parameter transforming as the irreducible representation (IR)  $\tau_1(\vec{k}_1)$  (see Table I)<sup>9</sup> has four components ( $\eta_1 = \rho_1 e^{i\theta_1}$ ,  $\eta_1^* = \rho_1 e^{-i\theta_1}$ ,  $\eta_2 = \rho_2 e^{i\theta_2}$ ,  $\eta_2^* = \rho_2 e^{-i\theta_2}$ ) which yield the free-energy

$$F_1(\rho_1, \rho_2) = \frac{\alpha_1}{2}(\rho_1^2 + \rho_2^2) + \frac{\beta_1}{4}(\rho_1^4 + \rho_2^4) + \frac{\beta_2}{2}\rho_1^2\rho_2^2. \quad (1)$$

Minimizing  $F_1$  leads to two possibly stable states having the same point-group symmetry  $2/m1'$  as the paramagnetic phase, and corresponding to the equilibrium conditions  $(\rho_1 \neq 0, \rho_2 = 0)$  and  $(\rho_1 = \pm\rho_2)$ . The point group symmetry  $2/m1'$  of phase I and its incommensurate character are preserved when considering a coupling with the order-parameter associated with  $\vec{k}_2$ .

II. The commensurate phase II appearing at  $T_1 = 21.1$  K below a second-order transition corresponds to the single wave-vector  $\vec{k}_2$ . It remains stable in a narrow interval of temperature down to  $T_2 = 17.4$  K. The one-dimensional IR's  $\Gamma_1 - \Gamma_4$  at the centre of the monoclinic Brillouin zone<sup>9</sup> induce respectively the magnetic

TABLE I. Generators of the active irreducible representations of the paramagnetic space-group  $C2/c1'$  associated with the wave-vectors  $\vec{k}_1$ ,  $\vec{k}_2$  and  $\vec{k}_3$  in  $\text{Co}_3\text{TeO}_6$ . Columns matrices represent diagonal matrices.  $T$  is the time-reversal operator.  $\epsilon = \exp(ik_1^z c)$ ,  $\omega = \exp(ik_1^y b/2)$

	$(2_y   0, 0, \frac{c}{2})$	$(\bar{1}   0, 0, 0)$	$T$	$(1   \frac{a}{2}, \frac{b}{2}, 0)$	$(1   0, 0, c)$
$\tau_1(\vec{k}_1)$	$\begin{bmatrix} & 1 \\ & 1 \\ 1 & \end{bmatrix}$	$\begin{bmatrix} 1 \\ 1 \\ & \epsilon^* \end{bmatrix}$	$\begin{bmatrix} -1 \\ -1 \\ -1 \\ -1 \end{bmatrix}$	$\begin{bmatrix} \omega \\ \omega^* \\ \omega \\ \omega^* \end{bmatrix}$	$\begin{bmatrix} \epsilon \\ \epsilon^* \\ \epsilon^* \\ \epsilon \end{bmatrix}$
$\Gamma_4(\vec{k}_2)$	$\begin{bmatrix} & -1 \\ & 1 \\ 1 & \end{bmatrix}$	$\begin{bmatrix} & -1 \\ & 1 \\ 1 & -i \end{bmatrix}$	$\begin{bmatrix} -1 \\ -1 \\ -1 \\ -1 \end{bmatrix}$	$\mathbf{1}$	$\mathbf{1}$
$\tau_1(\vec{k}_3)$	$\begin{bmatrix} & 1 \\ & 1 \\ 1 & \end{bmatrix}$	$\begin{bmatrix} 1 \\ 1 \\ & -i \end{bmatrix}$	$\begin{bmatrix} -1 \\ -1 \\ -1 \\ -1 \end{bmatrix}$	$\begin{bmatrix} i \\ -i \\ i \\ -i \end{bmatrix}$	$\begin{bmatrix} i \\ -i \\ -i \\ i \end{bmatrix}$

symmetries  $C2/c$  ( $\Gamma_1$ ),  $C2'/c'$  ( $\Gamma_2$ ),  $C2/c'$  ( $\Gamma_3$ ) and  $C2'/c$  ( $\Gamma_4$ ). The magnetic structure proposed by Ivanov et al.<sup>6</sup> from neutron data coincides with the  $C2'/c$  magnetic group which is therefore associated with a one-dimensional order-parameter, denoted  $\zeta$  hereafter, corresponding to the single equilibrium state which minimizes below  $T_1$  the canonical free-energy:

$$F_2(\zeta) = \frac{\alpha_2}{2}\zeta^2 + \frac{\lambda_1}{4}\zeta^4 \quad (2)$$

In absence of applied fields the magnetic symmetry of the phase does not allow the emergence of spontaneous polarization or magnetization components.

III. At  $T_2 = 17.4$  K a commensurate phase III arises in which the neutron diffraction pattern corresponding to  $\vec{k}_2$  persists coexisting with magnetic peaks associated with the commensurate wave-vector  $\vec{k}_3$ . Both sets of reflections are observed in the whole range of stability of the phase down to 1.6 K.<sup>6</sup>  $\vec{k}_3$  is in general a position inside the Brillouin-zone, corresponding to a four-dimensional IR of  $G_P$ , denoted  $\tau_1(\vec{k}_3)$ , whose matrices are listed in Table I. Keeping for the four order-parameter components the same notation ( $\eta_i = \rho_i e^{\pm i\theta_i}$ ,  $i = 1, 2$ ) as for phase I the transition free-energy reads

$$F_3(\rho_1, \rho_2, \theta_1, \theta_2) = F_1(\rho_1, \rho_2) + \frac{\beta_3}{4}(\rho_1^4 \cos 4\theta_1 + \rho_2^4 \cos 4\theta_2) + \frac{\beta_4}{2}\rho_1^2 \rho_2^2 \sin 2(\theta_1 + \theta_2) + \dots, \quad (3)$$

which differs from  $F_1$  by the  $\beta_3$  and  $\beta_4$  lock-in invariants. Phase III results from the coupling of the order-parameters  $\eta_i(\vec{k}_3)$  and  $\zeta(\vec{k}_2)$  corresponding to the total free-energy

$$F_T = F_3(\rho_i, \theta_i) + F_2(\zeta) - \frac{\delta}{2}\zeta^2(\rho_1^2 + \rho_2^2), \quad (4)$$

where the  $\delta$ -term represents the lowest-degree coupling between the two order parameters. Table II lists the

symmetries and equilibrium conditions of the seven possibly stable magnetic phases resulting from the minimization of  $F_T$ . The phase with magnetic symmetry  $C2'$  and a sixteen-fold multiplication of the primitive paramagnetic unit cell, shown in Fig. 2(a), coincides unambiguously with the reported neutron diffraction observations<sup>6</sup> in phase III. It corresponds to the equilibrium values of the order-parameters  $\zeta \neq 0, \rho_1 = \rho_2 = \rho_e, \theta_1 = \theta_2 = \theta_e$  which allow emergence of a spontaneous polarization  $P_y$  and a spontaneous weak magnetization  $\vec{M} = (M_x, M_z)$ , with, respectively, two ferroelectric and two weakly ferromagnetic domains (Fig. 2(b)).

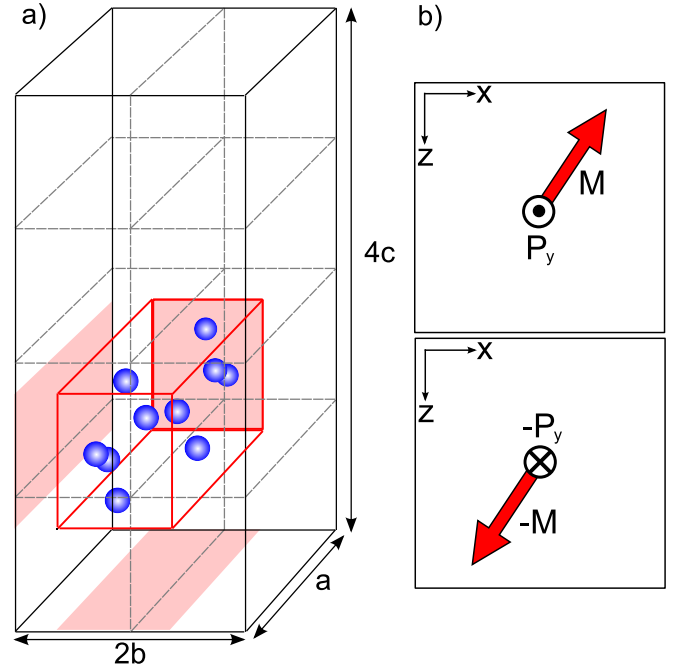


FIG. 2. (a) Paramagnetic unit-cell embedded into the 16-fold unit-cell of the multiferroic phase III of  $\text{Co}_3\text{TeO}_6$ . (b) Ferroelectric and weak ferromagnetic domains in phase III.

Figure 3 shows the distribution of magnetic domains

TABLE II. Seven possible choices (a) of the magnetic space groups (b) derived from the minimization of  $F_T(\zeta, \rho_i, \theta_i)$  in Eq. (4). (c) Equilibrium values of the order parameters. (d) Basic translations of the conventional monoclinic or triclinic unit cells. (e) Multiplicity of the volume of the primitive paramagnetic unit cell. (f) Origin of the coordinates.

(a)	(b)	(c)	(d)	(e)	(f)
1	$P\bar{1}'$	$\zeta \neq 0, \rho_1 \neq 0, \rho_2 = 0, \theta_1 = 0$		4	$(0, 1/2, 0)$
2	$P\bar{1}'$	$\zeta \neq 0, \rho_1 \neq 0, \rho_2 = 0, \theta_1 = \pi/4$	$\begin{cases} (-1, 0, 0) \\ (1/2, 3/2, 1) \\ (1/2, 1/2, -1) \end{cases}$	4	$(1/4, 3/4, 0)$
3	P1	$\zeta \neq 0, \rho_1 \neq 0, \rho_2 = 0$		4	$(0, 0, 0)$
4	$C2'$	$\zeta \neq 0, \rho_1 = \rho_2, \theta_1 = \theta_2$	$(0, 0, 4), (0, 2, 0), (-1, 0, 0)$	16	$(0, 5/8, 5/4)$
5	$P\bar{1}'$	$\zeta \neq 0, \rho_1 \neq 0, \rho_2 \neq 0, \theta_1 = 0, \theta_2 = -\pi/4$		8	$(0, 1/2, 0)$
6	$P\bar{1}'$	$\zeta \neq 0, \rho_1 \neq 0, \rho_2 \neq 0, \theta_1 = \pi/2, \theta_2 = -\pi/4$	$\begin{cases} (0, 2, 0) \\ (1, 0, 0) \\ (0, 1, -2) \end{cases}$	8	$(1/4, 1/4, -1/2)$
7	P1	$\zeta \neq 0, \rho_1 \neq 0, \rho_2 \neq 0$		8	$(0, 0, 0)$

in the monoclinic  $xz$  plane. The image was gained by optical second harmonic generation (SHG) as described in Ref. 5. The orientation of the domain walls along an arbitrary direction in the  $xz$  plane further confirms the  $2'$  symmetry. Note that this symmetry is also consistent with the presence of the  $\chi_{xxx}$  and  $\chi_{zzz}$  components of the SHG susceptibility tensor.<sup>5</sup> It differs from the symmetry  $m$  assumed earlier<sup>5</sup> which considered only i-tensor components corresponding to a ferroelectric ordering whereas subsequent experiments revealed that the SHG contributions are actually related to c-tensor components reproducing the weakly ferromagnetic order.




FIG. 3. SHG image of a polished single-crystal platelet (thickness  $50 \mu\text{m}$ ) of  $\text{Co}_3\text{TeO}_6$  at  $T = 5 \text{ K}$ . Diagonal parallel stripes correspond to magnetic domain walls, whereas the gradual ringlike oscillation of brightness is caused by interference of the laser light in the sample. The incident light at  $E = 1.29 \text{ eV}$  was propagating parallel to the crystallographic  $y$  axis and polarized parallel to the direction of the domain walls, while the SHG light was polarized perpendicular to the domain walls.

Since the transitions to phases I and III result from

the coupling of two order-parameters corresponding to distinct  $k$ -vectors they display necessarily a first-order character<sup>10</sup> following the triggering mechanism proposed by Holakovskiy<sup>11</sup> in which one order-parameter triggers the onset of another order-parameter across the first-order discontinuity. This is verified experimentally for the transition to the multiferroic phase occurring at  $T_2$  which shows strong discontinuities of the lattice parameters,<sup>6</sup> of the order of  $10^{-2} \text{ \AA}$  and a remarkable sharp peak of the specific heat.<sup>5,6,12</sup> In contrast, the transition from the paramagnetic to the antiferromagnetic phase I is weakly first-order with almost negligible lattice discontinuities and a standard specific heat anomaly.<sup>5,6</sup> The transition from phase I to phase II which involves a single order-parameter has typical second-order transition features with no noticeable discontinuity of the lattice parameters.<sup>5,6</sup>

The dielectric contribution to the free-energy  $F_D = -\nu P_y \zeta^2 (\rho_1^2 \rho_2^2 \cos 2(\theta_1 + \theta_2)) + \frac{P_y^2}{2\epsilon_{yy}^0}$  yields the equilibrium value of  $P_y$  below  $T_2$ :

$$P_y = \nu \epsilon_{yy}^0 \zeta^2 \rho_e^4 \cos 4\theta_e \quad (5)$$

At  $T = T_2$ ,  $P_y$  undergoes an upward discontinuity, imposed by the first-order character of the transition. On further cooling it increases as  $\approx (T_2 - T)^2$ , since the  $\zeta$  order-parameter is frozen in phase III. A similar temperature dependence holds for the spontaneous magnetization components  $M_x$  and  $M_z$ . From the spontaneous magnetic contribution to the free-energy in phase III  $F_M = \mu_u M_u \zeta \rho_1^2 \rho_2^2 \cos 2(\theta_1 + \theta_2) + \frac{M_u^2}{2\chi_{uu}^0}$  (with  $u = x, z$ ), one gets

$$M_u = -\chi_{uu}^0 \mu_u \zeta \rho_e^4 \cos 4\theta_e \quad (6)$$

as the equilibrium value below  $T_2$ . Application of magnetic fields along  $x$  or  $z$  yields a renormalization of the transition temperature according to

$$T_2(H_u) = T_2(0) - \chi_{uu}^0 \mu_u \alpha_0^{-1} \zeta^2 H_u^2 \quad (7)$$

Where  $\alpha = \alpha_0(T - T_2(0))$  is the coefficient of  $\rho_e^2$  in  $F_T$ . For  $\mu_u > 0$  the transition temperature is lowered under application of a magnetic field and  $T_2(0) - T_2(H_u)$  increases quadratically with  $H_u$ , as observed in  $\text{Co}_3\text{TeO}_6$  under  $H_z$  field. The magnetic susceptibility components  $\chi_{uu} = \frac{M_u}{H_u}$  are obtained by minimizing the field-induced contribution to the free-energy  $F_M(H_u) = \mu_u M_u H_u \zeta^2 \rho_e^2 + \frac{M_u^2}{2\chi_{uu}^0} - H_u M_u$ . This reveals

$$\chi_{uu} = \chi_{uu}^0 (1 - \mu_u \zeta^2 \rho_e^2) \quad . \quad (8)$$

Therefore the discontinuous *jump* of the order-parameter  $\rho_e(T_2)$  coincides with a *drop* of  $\chi_{uu}(T_2)$  the magnitude of which decreases with increasing field up to a threshold field corresponding to  $\rho_e(H_u^c) = \frac{1}{\zeta\sqrt{\mu_u}}$  above which  $\chi_{uu}$  undergoes an *upward* discontinuity at  $T_2(H_u)$ . This behaviour is verified experimentally<sup>5</sup> for  $H_z$  with a threshold field  $H_z^c \approx 12$  T. The slight decrease with temperature observed for  $\chi_{zz}$  below  $T_2$  indicates a slight increase of the order-parameter within the multiferroic phase, with an almost step-like dependence on temperature across the transition. As a consequence of this Heaviside-like behaviour the specific heat  $C$  which is proportional to the order-parameter derivative displays a delta-shape like behaviour across  $T_2$ .<sup>5,6,12</sup> This remarkable property of the first-order multiferroic transition in  $\text{Co}_3\text{TeO}_6$ , which has been previously observed at the first-order ferromagnetic transition in  $\text{Fe}_2\text{P}$ ,<sup>13,14</sup> is reminiscent of structural transitions having a reconstructive mechanism<sup>10</sup> as observed, for example, at the fcc-hcp transition in cobalt.<sup>15</sup> However, in  $\text{Co}_3\text{TeO}_6$  the symmetry-breaking mechanism involved at  $T_2$  is not of the reconstructive type since the  $C2'$  symmetry of phase III is group-subgroup related to the  $C2'/c$  symmetry of phase II. Therefore the strong discontinuities reported for the lattice parameters<sup>6</sup> at  $T_2$  should correspond to a strong magnetoelastic coupling with an exchange energy critically sensitive to the interatomic spacing. This is in agreement with the large spin lattice coupling deduced by Her et al.<sup>12</sup> from the magnetic hysteresis curves and with the direct exchange pathway corresponding to the shorter Co-Co distances existing in phase III (see Fig. 12 in Ref. 6) for the neighbouring atoms Co(5)-Co(5), Co(2)-Co(5), Co(3)-Co(3) and Co(4)-Co(4). The strong magnetoelastic effect is favored by the coupling between the order-parameters  $\zeta$  and  $\eta_i$ . Here, the already existing antiferromagnetic order-parameter  $\zeta$  triggers the emergence of the order parameter  $\eta_i$  which is reflected by the transition discontinuity.

The respective monoclinic symmetries of phases II and III permit a variety of magnetoelectric effects under applied magnetic or electric fields. For instance, in phase II applying a magnetic field  $H_y$  induces contributions by  $P_x$  and  $P_z$  to the polarization which vary as  $P_{x,z} \approx \zeta H_y$ . In

phase III one has  $P_{x,z} \approx \zeta \rho_e^2 H_y$ , i.e., at constant temperature  $P_x$  and  $P_z$  increase linearly with  $H_y$  in both phases, while at constant field they increase with temperature as  $(T_1 - T)^{1/2}$  in phase I and as  $(T_2 - T)$  in phase III. Conversely, applying the magnetic field  $H_x$  or  $H_z$  in phase II induces a polarization  $P_y \approx \zeta H_{x,z}$ . In phase III an additional contribution to the spontaneous polarization  $P_y$ , namely  $\Delta P_y \approx \zeta \rho_e^2 H_{x,z}$  is generated. Reversed magnetoelectric effects should also be observed in phases II and III with the onset of an induced magnetization  $M_y$  depending linearly on electric fields  $E_x$  or  $E_z$ . Additional contributions to the  $M_x$  and  $M_z$  components to the spontaneous magnetization are generated under an electric field  $E_y$ . Accordingly, our theoretical analysis suggests that magnetic-field-induced polarization components  $P_x(H_x)$ ,  $P_x(H_z)$  and  $P_z(H_x)$  are not allowed. Their observation was reported earlier<sup>5</sup> and should be related to a misorientation of the sample admixing a  $y$  component to the  $x$  axis. Such a misorientation was considered possible by the authors of Ref. 5.

In summary, the observed properties of the sequence of three phases reported in  $\text{Co}_3\text{TeO}_6$  have been described theoretically. The most striking feature of this phase sequence is the coexistence of propagation vectors in the incommensurate and commensurate multiferroic phases, the Brillouin zone-centre  $\vec{k}_2$  vector, which persists in all three phases, coupling successively with the incommensurate  $\vec{k}_1$ -vector in phase I, and with its lock-in commensurate variant  $\vec{k}_3$  in phase III. Another remarkable property is the strongly first-order-character of the multiferroic transition which relates both to the triggering mechanism coupling the  $\vec{k}_2$  and  $\vec{k}_3$  related order-parameters, and to a strong magnetoelastic coupling. The sharp peak of the specific heat is shown to be consistent with the almost constant value of the spontaneous magnetization in the multiferroic state. Furthermore, a number of experimental observations of Ref. 5 have been clarified: The monoclinic symmetry  $2'$  of phase III (instead of the  $m$ -symmetry previously proposed<sup>5</sup>) permits a spontaneous weak magnetization ( $M_x, M_z$ ), which has been confirmed experimentally by the magnetic domain pattern observed from SHG measurements. It also allows a spontaneous polarization  $P_y$  which has not been yet investigated. The magnetoelectric effects that should exist in  $\text{Co}_3\text{TeO}_6$  have been worked out theoretically. A verification of these predicted effects, induced under both magnetic and electric fields, is necessary for confirming the validity of the theoretical description presented in this article.

## ACKNOWLEDGMENTS

The authors thank Roland Mathieu and Per Nordblad for helpful discussions, and the Göran Gustafsson foundation and the SFB 608 of the DFG for financial support.

- 
- <sup>1</sup> T. Kimura, T. Goto, H. Shintani, K. I. Shizaka, T. Arima, and Y. Tokura, *Nature (London)* **426**, 55 (2003).
- <sup>2</sup> H. Hur, S. Park, P. A. Sharma, J. S. Ahn, S. Guha, and S.-W. Cheong, *Nature (London)* **429**, 392 (2004).
- <sup>3</sup> M. Kenzelmann, A. B. Harris, S. Jonas, C. Broholm, J. Schefer, S. B. Kim, C. L. Zhang, S.-W. Cheong, O. P. Vajk, and J. W. Lynn, *Phys. Rev. Lett.* **95**, 087206 (2005).
- <sup>4</sup> T. Kimura, S. Kawamoto, I. Yamada, M. Azuma, M. Takano, and Y. Tokura, *Phys. Rev. B* **67**, 180401(R) (2003).
- <sup>5</sup> M. Hudl, R. Mathieu, S. A. Ivanov, M. Weil, V. Carolus, T. Lottermoser, M. Fiebig, Y. Tokunaga, Y. Taguchi, Y. Tokura, and P. Nordblad, *Phys. Rev. B* **84**, 180404(R) (2011).
- <sup>6</sup> S. A. Ivanov, R. Tellgren, C. Ritter, P. Nordblad, R. Mathieu, G. Andr, N. V. Golubko, E. D. Politova, and M. Weil, *Materials Research Bulletin* **47**, 63 (2012).
- <sup>7</sup> M. Mostovoy, *Phys. Rev. Lett.* **96**, 067601 (2006).
- <sup>8</sup> P. Tolédano, *Phys. Rev. B* **79**, 094416 (2009).
- <sup>9</sup> O. V. Kovalev, *The irreducible representations of Space Groups* (Gordon and Breach, 1965).
- <sup>10</sup> P. Tolédano and V. Dmitriev, *Reconstructive Phase Transitions* (World Scientific, 1996).
- <sup>11</sup> J. Holakovsky, *phys. Stat. Solidi B* **56**, 615 (1973).
- <sup>12</sup> J. L. Her, C. C. Chou, Y. H. Matsuda, K. Kindo, H. Berger, K. F. Tseng, C. W. Wang, W. H. Li, and H. D. Yang, *Phys. Rev. B* **84**, 235123 (2011).
- <sup>13</sup> L. Lundgren, G. Tarmohamed, O. Beckman, B. Carlsson, and S. Rundqvist, *Physica Scripta* **17**, 39 (1978).
- <sup>14</sup> O. Beckman, L. Lundgren, P. Nordblad, P. Svedlindh, and A. Trne, *Physica Scripta* **25**, 679 (1982).
- <sup>15</sup> P. Tolédano, G. Krexner, M. Prem, H.-P. Weber, and V. P. Dmitriev, *Phys. Rev. B* **64**, 144104 (2001).