

# Error analysis of free probability approximations to the density of states of disordered systems

Jiahao Chen,<sup>\*</sup> Eric Hontz,<sup>†</sup> Jeremy Moix,<sup>‡</sup> Matthew Welborn,<sup>§</sup> and Troy Van Voorhis<sup>¶</sup>  
*Department of Chemistry, Massachusetts Institute of Technology,  
 77 Massachusetts Avenue, Cambridge, Massachusetts 02139, USA*

Alberto Suárez<sup>\*\*</sup>  
*Departamento de Ingeniería Informática, Escuela Politécnica Superior,  
 Universidad Autónoma de Madrid, Ciudad Universitaria de Cantoblanco,  
 Calle Francisco Tomás y Valiente, 11 E-28049 Madrid, Spain*

Ramis Movassagh<sup>††</sup> and Alan Edelman<sup>‡‡</sup>  
*Department of Mathematics, Massachusetts Institute of Technology,  
 77 Massachusetts Avenue, Cambridge, Massachusetts 02139, USA*

Theoretical studies of localization, anomalous diffusion and ergodicity breaking require solving the electronic structure of disordered systems. We use free probability to approximate the ensemble-averaged density of states without exact diagonalization. We present an error analysis that quantifies the accuracy using a generalized moment expansion, allowing us to distinguish between different approximations. We identify an approximation that is accurate to the eighth moment across all noise strengths, and contrast this with the perturbation theory and isotropic entanglement theory.

PACS numbers: 71.23.An, 71.23.-k

Disordered materials have long been of interest for their unique physics such as localization [1, 2], anomalous diffusion [3, 4] and ergodicity breaking [5]. Their properties have been exploited for applications as diverse as quantum dots [6, 7], magnetic nanostructures [8], disordered metals [9, 10], and bulk heterojunction photovoltaics [11–13]. Despite this, theoretical studies are complicated by the need to calculate the electronic structure of the respective systems in the presence of random atomic nuclear positions. Conventional electronic structure theories can only be used in conjunction with explicit sampling of thermodynamically accessible regions of phase space, which make such calculations enormously more expensive than usual single-point calculations [14].

Alternatively, ensemble-averaged quantities may be computed or approximated using random matrix theory. In particular, techniques from free probability theory allow the computation of eigenvalues of sums of certain matrices without re-diagonalizing the matrix sums [15]. While this has been proposed as a tool applicable to general random matrices [16] and has been used for similar purposes in quantum chromodynamics [17], we are not aware of any quantification of the accuracy of this approximation in practice. We provide herein a general framework for quantitatively estimating the error in such situations. We find that this allows us to understand the relative performances of various approximations, and furthermore characterize the degree of accuracy systematically in terms of discrepancies in particular moments of the probability distribution functions (PDFs).

*Quantifying the error in approximating a PDF using free probability.*— We propose to quantify the deviation between two PDFs using moment expansions. Such expansions are widely used to describe corrections to the central limit theorem and deviations from normality, and are often applied in the form of Gram–Charlier and Edgeworth series [18, 19]. Similarly, deviations from non-Gaussian reference PDFs can be quantified using generalized moment expansions. For

two PDFs  $w(\xi)$  and  $\tilde{w}(\xi)$  with finite cumulants  $\kappa_1, \kappa_2, \dots$  and  $\tilde{\kappa}_1, \tilde{\kappa}_2, \dots$ , and moments  $\mu_1, \mu_2, \dots$  and  $\tilde{\mu}_1, \tilde{\mu}_2, \dots$  respectively, we can define a formal differential operator which transforms  $\tilde{w}$  into  $w$  and is given by [18, 20]

$$w(\xi) = \exp \left[ \sum_{n=1}^{\infty} \frac{\kappa_n - \tilde{\kappa}_n}{n!} \left( -\frac{d}{d\xi} \right)^n \right] \tilde{w}(\xi). \quad (1)$$

This operator is parameterized completely by the cumulants of both distributions.

The first  $k$  for which the cumulants  $\kappa_k$  and  $\tilde{\kappa}_k$  differ then allows us to define a degree to which the approximation  $w \approx \tilde{w}$  is valid. Expanding the exponential and using the well-known relationship between cumulants and moments allows us to state that if the first  $k-1$  cumulants agree, but the  $k$ th cumulants differ, that this is equivalent to specifying that

$$w(\xi) = \tilde{w}(\xi) + \frac{\mu_k - \tilde{\mu}_k}{k!} (-1)^k \tilde{w}^{(k)}(\xi) + O\left(\tilde{w}^{(k+1)}\right). \quad (2)$$

At this point we make no claim on the convergence of the series defined by the expansion of (1), but use it as a justification for calculating the error term defined in (2). We will examine this claim later.

*The free convolution.*— We now take the PDFs to be DOSs of random matrices. For a random matrix  $Z$ , the DOS is defined in terms of the eigenvalues  $\{\lambda_n^{(m)}\}$  of the  $M$  samples  $Z_1, \dots, Z_m, \dots, Z_M$  according to

$$\rho^{(Z)}(\xi) = \lim_{M \rightarrow \infty} \frac{1}{M} \sum_{m=1}^M \frac{1}{N} \sum_{n=1}^N \delta\left(\xi - \lambda_n^{(m)}\right). \quad (3)$$

The central idea using free probability to calculate approximate DOSs is to split the Hamiltonian  $H = A + B$  into two matrices  $A$  and  $B$  whose DOSs,  $\rho^{(A)}$  and  $\rho^{(B)}$  respectively, can be determined easily. The eigenvalues of the sum is in general not the sum of the eigenvalues; instead, we approximate the exact DOS with the free convolution  $A \boxplus B$ ,

i.e.  $\rho^{(H)} \approx \rho^{(A \boxplus B)}$ , a particular kind of “sum” which can be calculated without exact diagonalization of  $H$ . The moment expansion presented above quantifies the error of this approximation in terms of the onset of discrepancies between the  $k$ th moment of the exact DOS,  $\mu_k^{(H)}$ , and that for the free approximant  $\mu_k^{(A \boxplus B)}$ . By definition, the exact moments are

$$\mu_k^{(H)} = \mu_k^{(A+B)} = \langle (A+B)^k \rangle, \quad (4)$$

where  $\langle Z \rangle = \mathbb{E} \text{Tr} (Z) / N$  denotes the normalized expected trace (NET) of the  $N \times N$  matrix  $Z$ . The  $k$ th moment can be expanded using the (noncommutative) binomial expansion of  $(A+B)^k$ ; each resulting term will have the form of a joint moment  $\langle A^{n_1} B^{m_1} \dots A^{n_r} B^{m_r} \rangle$  with each exponent  $n_s, m_s$  being a positive integer such that  $\sum_{s=1}^r (n_s + m_s) = k$ . The free convolution  $\tilde{\mu}_k$  is defined similarly, except that  $A$  and  $B$  are assumed to be freely independent, and therefore that each term must obey, by definition [21], relations of the form

$$0 = \langle \prod_{s=1}^r (A^{n_s} - \langle A^{n_s} \rangle) (B^{m_s} - \langle B^{m_s} \rangle) \rangle \quad (5a)$$

$$= \langle \prod_{s=1}^r A^{n_s} B^{m_s} \rangle + \text{lower order terms}, \quad (5b)$$

where the degree  $k$  is the sum of exponents  $n_s, m_s$  and the second equality is formed by expanding the first line using linearity of the NET. For  $k \leq 3$ , this is identical to the statement of (classical) independence [21].

For arbitrary matrices  $A$  and  $B$ , we can construct a free approximant

$$Z = A + Q^{-1} B Q, \quad (6)$$

where  $Q$  is a  $N \times N$  random matrix of Haar measure. For real symmetric  $A$  and  $B$  it is sufficient to consider orthogonal matrices  $Q$ , which can be generated from the QR decomposition of a Gaussian orthogonal matrix [22]. (This can be generalized readily to unitary and symplectic matrices for complex and quaternionic Hamiltonians respectively.) The effect of the similarity transformation  $Q^{-1} \cdot Q$  is to apply a random rotation to the basis of  $B$  with respect to  $A$ , and so in the  $N \rightarrow \infty$  limit of large matrices, the density of states  $\rho^{(Z)}$  converges to the free convolution  $A \boxplus B$  [15, 23], i.e. that  $\mu_k^{(Z)} = \mu_k^{(A \boxplus B)}$  for all  $k$ . This provides a numerical sampling method for calculating the moments of the free convolution.

Testing for  $\mu_k^{(A+B)} \neq \mu_k^{(A \boxplus B)}$  then reduces to testing whether each centered joint moment of the form in (5a) is statistically nonzero. The cyclic permutation invariance of the NET means that the enumeration of all the centered joint moments of degree  $k$  is equivalent to the combinatorial problem of generating all binary necklaces of length  $k$ , for which efficient algorithms exist [24].

The procedure we have described above allows us to ascribe a degree  $k$  to the approximation  $\rho^{(H)} \approx \rho^{(A \boxplus B)}$  given the splitting  $H = A + B$ . For each positive integer  $n$ , we generate all unique centered joint moments of degree  $n$ , and test if they are statistically nonzero. The lowest such  $n$  for which there exists at least one such term is the degree of approximation  $k$ . This is the main result of our paper. We expect that  $k \geq 4$  in most situations, as the first three moments

of the exact and free PDFs match under very general conditions [25]. However, we have found examples, as described in the next section, where it is possible to do considerably better than degree 4.

*Decomposition of the Anderson Hamiltonian.*— As an illustration of the general method, we focus on Hamiltonians of the form

$$H = \begin{pmatrix} h_1 & J & & & \\ & J & h_2 & \ddots & \\ & & \ddots & \ddots & J \\ & & & J & h_N \end{pmatrix}, \quad (7)$$

where  $J$  is constant and the diagonal elements  $h_i$  are identically and independently distributed (iid) random variables with probability density function (PDF)  $p_h(\xi)$ . This is a real, symmetric tridiagonal matrix with circulant (periodic) boundary conditions on a one-dimensional chain. Unless otherwise stated, we assume herein that  $h_i$  are normally distributed with mean 0 and variance  $\sigma^2$ . We note that  $\sigma/J$  gives us a dimensionless order parameter to quantify the strength of disorder.

So far, we have made no restrictions on the decomposition scheme  $H = A + B$  other than  $\rho^{(A)}$  and  $\rho^{(B)}$  being easily computable. A natural question to pose is whether certain choices of decompositions are intrinsically superior to others. For the Anderson Hamiltonian, we consider two reasonable partitioning schemes:

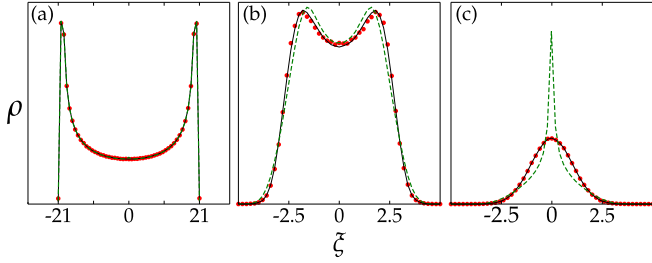
$$H = A_1 + B_1 = \begin{pmatrix} h_1 & & & & \\ & h_2 & & & \\ & & h_3 & & \\ & & & \ddots & \\ & & & & \ddots \end{pmatrix} + \begin{pmatrix} 0 & J & & & \\ J & 0 & J & & \\ & J & 0 & \ddots & \\ & & \ddots & \ddots & \\ & & & & \ddots \end{pmatrix} \quad (8a)$$

$$H = A_2 + B_2 = \begin{pmatrix} h_1 & J & & & \\ J & 0 & & & \\ & & h_3 & J & \\ & & J & 0 & \\ & & & & \ddots \end{pmatrix} + \begin{pmatrix} 0 & & & & \\ & h_2 & J & & \\ & J & 0 & & \\ & & & h_4 & \dots \\ & & & & \vdots \\ & & & & \ddots \end{pmatrix}. \quad (8b)$$

We refer to these as Scheme I and II respectively. For both schemes, each fragment matrix on the right hand side has a DOS that is easy to determine. In Scheme I, we have  $\rho_{A_1} = p_h$  since  $A_1$  is diagonal with each nonzero matrix element being iid.  $B_1$  is simply  $J$  multiplied by the adjacency matrix of a one-dimensional chain, and therefore has eigenvalues  $\lambda_n = 2J \cos(2n\pi/N)$  [26]. Then the DOS of  $B_1$  is  $\rho_{B_1}(\xi) = \sum_{n=1}^N \delta(\xi - \lambda_n)$  which converges as  $N \rightarrow \infty$  to the arcsine distribution with PDF  $p_{AS}(\xi) = 1 / (\pi \sqrt{4J^2 - \xi^2})$  on the interval  $[-2|J|, 2|J|]$ . In Scheme II, we have that  $\rho_{A_2} = \rho_{B_2} = \rho_X$  where  $\rho_X$  is the DOS of  $X = \begin{pmatrix} h_1 & J \\ J & 0 \end{pmatrix}$ . Since  $X$  has eigenvalues  $\epsilon_{\pm}(\xi) = h_1(\xi)/2 \pm \sqrt{h_1^2(\xi)/4 + J^2}$ , their distribution can be calculated to be

$$\rho_X(\xi) = \left(1 + \frac{J^2}{\xi^2}\right) p_h\left(\xi - \frac{J^2}{\xi}\right). \quad (9)$$

Figure 1: Calculation of the DOS,  $\rho(\xi)$ , of the Hamiltonian  $H$  of (7) with  $M = 5000$  samples of  $2000 \times 2000$  matrices for (a) low, (b) moderate and (c) high noise ( $\sigma/J=0.1, 1$  and  $10$  respectively with  $\sigma = 1$ ). For each figure we show the results of free convolution defined in Scheme I ( $\rho^{(A_1 \boxplus B_1)}$ ; black solid line), Scheme II ( $\rho^{(A_2 \boxplus B_2)}$ ; green dashed line) and exact diagonalization ( $\rho^{(H)}$ ; red dotted line).



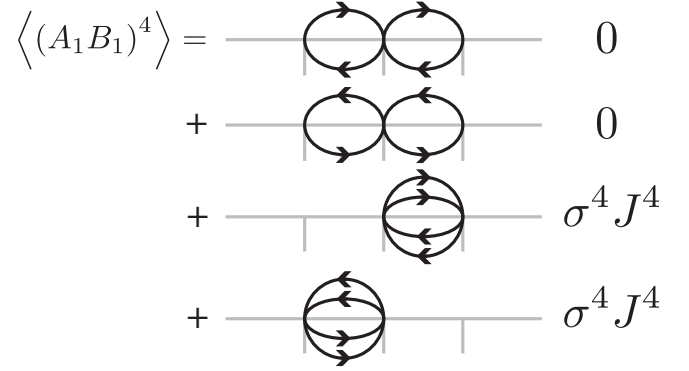
*Numerical free convolution.*— We now calculate the free convolution  $A \boxplus B$  numerically by sampling the distributions of  $A$  and  $B$  and diagonalizing the free approximant (6). The exact DOS  $\rho^{(A+B)}$  and free approximant  $\rho^{(A \boxplus B)}$  are plotted in Figure 1(a)–(c) for both schemes for low, moderate and high noise regimes ( $\sigma/J = 0.1, 1, 10$  respectively). We observe that for Scheme I we have excellent agreement between  $\rho^{(H)}$  and  $\rho^{(A_1 \boxplus B_1)}$  across all values of  $\sigma/J$ , which is evident from visual inspection; in contrast, Scheme II shows variable quality of fit.

We can understand the starkly different behaviors of the two partitioning schemes using the procedure outlined above to analyze the accuracy of the approximations  $\rho^{(H)} \approx \rho^{(A_1 \boxplus B_1)}$  and  $\rho^{(H)} \approx \rho^{(A_2 \boxplus B_2)}$ . For Scheme I, we observe that the approximation (2) is of degree  $k = 8$ ; the discrepancy lies solely in the term  $\langle (A_1 B_1)^4 \rangle$  [27]. Free probability expects this term to vanish, since both  $A_1$  and  $B_1$  are centered (i.e.  $\langle A_1 \rangle = \langle B_1 \rangle = 0$ ) and hence must satisfy (5b) with  $n_1 = m_1 = \dots = n_4 = m_4 = 1$ . In contrast, we can calculate its true value from the definitions of  $A_1$  and  $B_1$ . By definition of the NET  $\langle \cdot \rangle$ , only closed paths contribute to the term. Hence, only two types of terms can contribute to  $\langle (A_1 B_1)^4 \rangle$ ; these are expressed diagrammatically in Figure 2. The matrix  $A_1$  weights each path by a factor of  $h$ , while  $B_1$  weights each path by  $J$ , and in addition forces the path to hop to an adjacent site. Consequently, we can write explicitly

$$\begin{aligned} \langle (A_1 B_1)^4 \rangle &= \frac{1}{N} \sum_i \mathbb{E} (h_i J h_{i-1} J h_i J h_{i+1} J) \\ &+ \frac{1}{N} \sum_i \mathbb{E} (h_i J h_{i+1} J h_i J h_{i-1} J) \\ &+ \frac{1}{N} \sum_i \mathbb{E} (h_i J h_{i-1} J h_i J h_{i-1} J) \\ &+ \frac{1}{N} \sum_i \mathbb{E} (h_i J h_{i+1} J h_i J h_{i+1} J) \\ &= 2J^4 \mathbb{E} (h_i)^2 \mathbb{E} (h_i^2) + 2J^4 \mathbb{E} (h_i^2)^2 = 0 + 2J^4 \sigma^4, \end{aligned} \quad (10)$$

where the second equality follows from the independence of the  $h_i$ 's. As this is the only source of discrepancy at

Figure 2: Diagrammatic expansion of the term  $\langle A_1 B_1 A_1 B_1 A_1 B_1 A_1 B_1 \rangle$  in terms of allowed paths dictated by the matrix elements of  $A_1$  and  $B_1$  of Scheme I in (8a).



the eighth moment, this explains why the agreement between the free and exact PDFs is so good, as the leading order correction is in the eighth derivative of  $\rho^{(A_1 \boxplus B_1)}$  with coefficient  $2\sigma^4 J^4 / 8! = (\sigma J)^4 / 20160$ . In contrast, we observe for Scheme II that the leading order correction is at  $k = 4$ , where the discrepancy lies in  $\langle A_2^2 B_2^2 \rangle$ . Free probability expects this to be equal to  $\langle A_2^2 \rangle \langle B_2^2 \rangle = \langle X^2 \rangle^2 = (J^2 + \sigma^2 / 2)^2$ , whereas the exact value of this term is  $J^2 (J^2 + \sigma^2)$ . Therefore the discrepancy is in the fourth derivative of  $\rho^{(A \boxplus B)}$  with coefficient  $(-\sigma^4 / 4) / 4! = -\sigma^4 / 96$ .

*Analytic free convolution.*— Free probability allows us also to calculate the limiting distributions of  $\rho^{(A \boxplus B)}$  in the macroscopic limit of infinite matrix sizes  $N \rightarrow \infty$  and infinite samples  $M \rightarrow \infty$ . In this limit, the DOS  $\rho^{(A \boxplus B)}$  is given as a particular type of integral convolution of  $\rho^{(A)}$  and  $\rho^{(B)}$ . We now calculate the free convolution analytically in the macroscopic limit for the two partitioning schemes discussed above, thus sidestepping the cost of sampling and matrix diagonalization altogether.

The key tool to performing the free convolution analytically is the  $R$ -transform  $r(w) = g^{-1}(w) - w^{-1}$  [28], where  $g^{-1}$  is defined implicitly via the Cauchy transform

$$w = \int_{\mathbb{R}} \frac{\rho(\xi)}{g^{-1}(w) - \xi} d\xi. \quad (11)$$

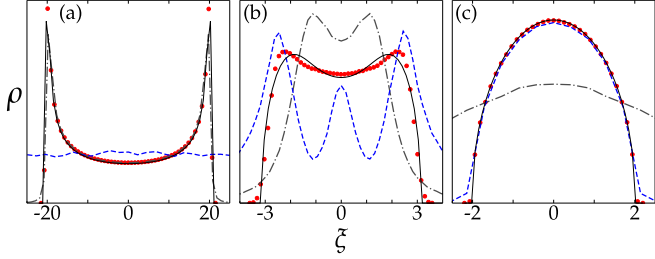
For freely independent  $A$  and  $B$ , the  $R$ -transforms linearize the free convolution, i.e.  $R^{(A \boxplus B)}(w) = R^{(A)}(w) + R^{(B)}(w)$ , and that the PDF can be recovered from the Plemelj–Sokhotsky inversion formula by

$$\rho^{(A \boxplus B)}(\xi) = \frac{1}{\pi} \text{Im} \left( \left( g^{(A \boxplus B)} \right)^{-1}(\xi) \right) \quad (12a)$$

$$g^{(A \boxplus B)}(w) = R^{(A \boxplus B)}(w) + w^{-1}. \quad (12b)$$

As an example, we apply this to Scheme I with each iid  $h_i$  following a Wigner semicircle distribution with PDF  $p_W(\xi) = \sqrt{4 - \xi^2} / 4\pi$  on the interval  $[-2, 2]$ . As described earlier (Using semicircular noise instead of Gaussian noise simplifies the analytic calculation considerably.) From the

Figure 3: DOS,  $\rho(\xi)$ , of the Hamiltonian (7) with  $M = 5000$  samples of  $2000 \times 2000$  matrices with (a) low, (b) moderate and (c) high semicircular on-site noise ( $\sigma/J=0.1, 1$  and  $10$  respectively with  $\sigma = 1$ ), as calculated with exact diagonalization (red dotted line), free convolution (black solid line), and perturbation theory with  $A_1$  as reference (blue dashed line) and  $B_1$  as reference (gray dash-dotted line). The partitioning scheme is Scheme I of (8a).



DOS  $\rho^{(A_1)} = p_W$ , we calculate its Cauchy transform (i.e. its retarded Green function)

$$G^{(A_1)}(z) = \lim_{\epsilon \downarrow 0} \int_{\mathbb{R}} \frac{\rho^{(A_1)}(\xi)}{z - (\xi + i\epsilon)} d\xi = \frac{z - \sqrt{z^2 - 4}}{2}. \quad (13)$$

Next, take the functional inverse

$$g^{(A_1)}(w) = \left(G^{(A_1)}\right)^{-1}(w) = w + \frac{1}{w}. \quad (14)$$

Subtracting  $1/w$  finally yields the  $R$ -transform  $r^{(A)}(w) = w$ . Similarly with  $\rho^{(B_1)} = p_{AS}$ , we have its Cauchy transform

$$G^{(B_1)}(z) = \lim_{\epsilon \downarrow 0} \int_{\mathbb{R}} \frac{\rho^{(B_1)}(\xi)}{z - (\xi + i\epsilon)} d\xi = \frac{1}{\sqrt{z^2 - 4J^2}} \quad (15)$$

and its functional inverse

$$g^{(B_1)}(w) = \frac{\sqrt{1 + 4J^2w^2}}{w}, \quad (16)$$

which finally yields the  $R$ -transform  $R^{(B_1)}(w) = \left(-1 + \sqrt{1 + 4J^2w^2}\right) / w$ .

To perform the free convolution analytically, we add the  $R$ -transforms to get  $R^{(A_1 \boxplus B_1)}(w) = R^{(A_1)}(w) + R^{(B_1)}(w)$ , from which we obtain

$$g^{(A_1 \boxplus B_1)}(w) = w + \frac{\sqrt{1 + 4J^2w^2}}{w}. \quad (17)$$

The final steps are to calculate the functional inverse  $\left(g^{(A_1 \boxplus B_1)}\right)^{-1}$  and take its imaginary part to obtain  $\rho^{(A_1 \boxplus B_1)}$ .

Unfortunately,  $\left(g^{(A_1 \boxplus B_1)}\right)^{-1}$  cannot be written in a compact closed form; nevertheless, the inversion can be calculated numerically. We present calculations of the DOS as a function of noise strength  $\sigma/J$  in Figure 3, showing again that the free convolution is an excellent approximation to the exact DOS.

*Comparison with other approximations.*— For comparative purposes, we also performed calculations using standard second-order matrix perturbation theory [29] for both partitioning schemes. The results are also shown in Figure 3. Unsurprisingly, perturbation theory produces results that

vary strongly with  $\sigma/J$ , and that the different series, based on whether  $A$  is considered a perturbation of  $B$  or vice versa, have different regimes of applicability. Furthermore it is clear even from visual inspection that the second moment of the DOS calculated using second-order perturbation theory is in general incorrect. In contrast, the free convolution produces results with a more uniform level of accuracy across the entire range of  $\sigma/J$ , and that we have at least the first three moments being correct [25].

It is also natural to ask what mean-field theory, another standard tool, would predict. Interestingly, the limiting behavior of Scheme I as  $N \rightarrow \infty$  is equivalent to a form of mean-field theory known as the coherent potential approximation (CPA) [30–32] in condensed matter physics, and is equivalent to the Blue’s function formalism in quantum chromodynamics for calculating one-particle irreducible self-energies [17]. The breakdown in the CPA in the term  $\langle (A_1 B_1)^4 \rangle$  is known [1, 33]; however, to our knowledge, the magnitude of the deviation was not explained. In contrast, our error analysis framework affords us such a quantitative explanation.

Finally, we discuss the predictions of isotropic entanglement theory, which proposes a linear interpolation between the classical convolution  $\rho^{(A*B)}(\xi) = \int_{-\infty}^{\infty} \rho^{(A)}(\xi) \rho^{(B)}(x - \xi) dx$  and the free convolution  $\rho^{(A \boxplus B)}(\xi)$  in the fourth cumulant [25, 34]. The classical convolution can be calculated directly from the random matrices  $A$  and  $B$ ; by diagonalizing the matrices as  $A = Q_A^{-1} \Lambda_A Q_A$  and  $B = Q_B^{-1} \Lambda_B Q_B$ , the classical convolution  $\rho^{(A*B)}(\xi)$  can be computed from the eigenvalues of random matrices of the form  $Z_{cl} = \Lambda_A + \Pi^{-1} \Lambda_B \Pi$  where  $\Pi$  is a  $N \times N$  random permutation matrix. It is instructive to compare this with the free convolution, which can be sampled from matrices of the form  $Z' = \Lambda_A + Q^{-1} \Lambda_B Q$ , which can be shown by orthogonal invariance of the Haar measure random matrices  $Q$  to be equivalent to sampling matrices of the form  $Z = A + Q^{-1} B Q$  described previously.

As discussed previously, the lowest three moments of  $Z$  and  $H$  are identical; this turns out to be true also for  $Z_{cl}$  [25]. Therefore IE proposes to interpolate via the fourth cumulant, with interpolation parameter  $p$  defined as

$$p = \frac{\kappa_4^{(H)} - \kappa_4^{(A \boxplus B)}}{\kappa_4^{(A*B)} - \kappa_4^{(A \boxplus B)}} \quad (18)$$

We observe that for Scheme I, IE appears to always favor the free convolution limit ( $p = 0$ ) as opposed to the classical limit ( $p = 1$ ); this is not surprising as we know from our previous analysis that  $\kappa_4^{(H)} = \kappa_4^{(A_1 \boxplus B_1)}$ , and that the agreement with the exact diagonalization result is excellent regardless of  $\sigma/J$ . In Scheme II, however, we observe the unexpected result that  $p$  is always negative and that the agreement varies with the noise strength  $\sigma/J$ . From the moment expansion we understand why; we have that the first three moments match while  $\kappa_4^{(A_2+B_2)} - \kappa_4^{(A_2 \boxplus B_2)} = -\sigma^4/4$ . The discrepancy lies in the term  $\langle A_2^2 B_2^2 \rangle$ , which is expected to have the value  $\langle A_2^2 \rangle \langle B_2^2 \rangle = (J^2 + \sigma^2/2)^2$  in free probability but instead has the exact value  $J^2 (J^2 + \sigma^2)$ . Furthermore, we have that

$\kappa_4^{(A_2*B_2)} \neq \kappa_4^{(A_2\boxplus B_2)}$  where the only discrepancy lies in the so-called departing term  $\langle A_2 B_2 A_2 B_2 \rangle$  [25, 34]. This term contributes 0 to  $\kappa_4^{(A\boxplus B)}$  but has value  $\langle A_2^2 \rangle \langle B_2^2 \rangle = (J^2 + \sigma^2/2)^2$  in  $\kappa_4^{(A_2*B_2)}$ , since for the classical convolution we have that  $\langle \prod_{s=1}^r (A_2^{n_s} B_2^{m_s}) \rangle = \langle A_2^{\sum_{s=1}^r n_s} \rangle \langle B_2^{\sum_{s=1}^r m_s} \rangle$ . This therefore explains why we observe a negative  $p$ , as this calculation shows that

$$p = \frac{\kappa_4^{(A_2+B_2)} - \kappa_4^{(A_2\boxplus B_2)}}{\kappa_4^{(A_2*B_2)} - \kappa_4^{(A_2\boxplus B_2)}} = -2 \left( 2 \left( \frac{\sigma}{J} \right)^{-2} + 1 \right)^{-2} \quad (19)$$

which is manifestly negative.

In conclusion, we have demonstrated that the accuracy of approximations using the free convolution depend crucially on the particular choice of partitioning scheme for the Hamiltonian. We have found an unexpectedly accurate approximation for the DOS of disordered Hamiltonians, both for finite dimensional systems and in the macroscopic limit  $N \rightarrow \infty$ . In particular, this approximation remains accurate no matter the strength of noise present in the system. Our error analysis framework provides an explanation for this accuracy, namely that the lowest seven moments of the eigenvalues distribution are correct, with the first discrepancy only in one particular term arising at the eighth moment.

We expect our results to be generally applicable to arbitrary Hamiltonians, and are currently investigating the validity of these approximations for electronic structure models on two- and three-dimensional lattices. These results pave the way toward constructing even more accurate approximations using free probability, guided by a rigorous error analysis framework in terms of the accuracy of successive moments. Our results represent an optimistic beginning to the use of powerful and highly accurate nonperturbative methods for studying the electronic properties of disordered condensed matter systems regardless of the strength of noise present. We expect that these methods will be especially useful when the presence of noise is not merely a perturbation of a perfect system, but rather, crucial to the emergence of unique physical phenomena.

J.C., E.H., M.W., T.V., R.M., and A.E. acknowledge funding from NSF SOLAR Grant No. 1035400. J.M. acknowledges support from NSF CHE Grant No. 1112825 and DARPA Grant No. N99001-10-1-4063. A.E. acknowledges additional funding from NSF DMS Grant No. 1016125. A.S. acknowledges funding from Spain's Dirección General de Investigación, Project TIN2010-21575-C02-02. We thank Jonathan Novak (MIT), Sebastiaan Vlaming (MIT) and Raj Rao (Michigan) for insightful discussions.

\* Electronic address: jiahao@mit.edu

† Electronic address: ehontz@mit.edu

‡ Electronic address: jmoix@mit.edu

§ Electronic address: welborn@mit.edu

¶ Electronic address: tvan@mit.edu

\*\* Electronic address: alberto.suarez@uam.es

†† Electronic address: ramis@mit.edu

‡‡ Electronic address: edelman@math.mit.edu

- [1] D. J. Thouless, Phys. Rep. **13**, 93 (1974).
- [2] F. Evers and A. Mirlin, Rev. Mod. Phys. **80**, 1355 (2008).
- [3] J.-P. Bouchaud and A. Georges, Phys. Rep. **195**, 127 (1990).
- [4] M. F. Shlesinger, G. M. Zaslavsky, and J. Klafter, Nature **363**, 31 (1993).
- [5] R. G. Palmer, Adv. Phys. **31**, 669 (1982).
- [6] E. Barkai, Y. Jung, and R. Silbey, Annu. Rev. Phys. Chem. **55**, 457 (2004).
- [7] F. D. Stefani, J. P. Hoogenboom, and E. Barkai, Phys. Today **62**, 34 (2009).
- [8] A. Hernando, J. Phys.: Condens. Matter **11**, 9455 (1999).
- [9] J. Dyre and T. Schröder, Rev. Mod. Phys. **72**, 873 (2000).
- [10] J. S. Dugdale, *The Electrical Properties of Disordered Metals*, Cambridge Solid State Science Series (Cambridge, Cambridge, UK, 2005).
- [11] J. Peet, A. J. Heeger, and G. C. Bazan, Acc. Chem. Res. **42**, 1700 (2009).
- [12] S. Difley, L.-P. Wang, S. Yeganeh, S. R. Yost, and T. Van Voorhis, Acc. Chem. Res. **43**, 995 (2010).
- [13] S. R. Yost, L.-P. Wang, and T. Van Voorhis, J. Phys. Chem. C **115**, 14431 (2011).
- [14] P. Kollman, Chem. Rev. **93**, 2395 (1993).
- [15] D. Voiculescu, Invent. Math. **104**, 201 (1991).
- [16] P. Biane, in *Quantum probability communications*, Vol. 11 (1998) Chap. 3, pp. 55–71.
- [17] A. Zee, Nucl. Phys. B **474**, 726 (1996).
- [18] A. Stuart and J. K. Ord, *Kendall's advanced theory of statistics*. (Edward Arnold, London, 1994).
- [19] S. Blinnikov and R. Moessner, Astron. Astrophys. Supp. Ser. **130**, 193 (1998).
- [20] D. Wallace, Ann. Math. Stat. **29**, 635 (1958).
- [21] A. Nica and R. Speicher, *Lectures on the Combinatorics of Free Probability*, London Math. Soc. Lecture Note Ser. (London, 2006).
- [22] P. Diaconis, Not. Amer. Math. Soc. **52**, 1348 (2005).
- [23] D. Voiculescu, in *Proceedings of the International Congress of Mathematicians* (Birkhäuser Verlag, Zürich, Switzerland, 1994) pp. 227–241.
- [24] J. Sawada, SIAM J. Comput. **31**, 259 (2001).
- [25] R. Movassagh and A. Edelman, arXiv:1012.5039.
- [26] G. Strang, SIAM Rev. **41**, 135 (1999).
- [27] I. Popescu, personal communication (2011).
- [28] D. Voiculescu, in *Operator algebras and their connections with topology and ergodic theory*, Lecture Notes in Mathematics, Vol. 1132, edited by H. Araki, C. Moore, S.-V. Stratila, and D.-V. Voiculescu (Springer, 1985) pp. 556–588.
- [29] R. A. Horn and C. R. Johnson, *Matrix Analysis* (Cambridge, UK, 1990).
- [30] P. Neu and R. Speicher, Z. Phys. B **95**, 101 (1994).
- [31] P. Neu and R. Speicher, J. Phys. A **79**, L79 (1995).
- [32] P. Neu and R. Speicher, J. Stat. Phys. **80**, 1279 (1995).
- [33] J. Blackman, D. Esterling, and N. Berk, Phys. Rev. B **4**, 2412 (1971).
- [34] R. Movassagh and A. Edelman, Phys. Rev. Lett. **107**, 097205 (2011).