

Orbital physics of polar Fermi molecules

Omjyoti Dutta¹, Tomasz Sowiński², Maciej Lewenstein^{1,3}

¹ *ICFO —Institut de Ciències Fotoniques, Av. Carl Friedrich Gauss, num. 3, 08860 Castelldefels (Barcelona), Spain*

² *Institute of Physics of the Polish Academy of Sciences, Al. Lotników 32/46, 02-668 Warsaw, Poland*

³ *ICREA – Institució Catalana de Recerca i Estudis Avançats, Lluís Companys 23, E-08010 Barcelona, Spain*

(Dated: March 11, 2019)

We study a system of polar dipolar fermions in a two-dimensional optical lattice and show that multi-band Fermi-Hubbard model is necessary to discuss such system. By taking into account both on-site, and long-range interactions between different bands, as well as occupation-dependent inter- and intra-band tunneling, we predict appearance of novel phases in the strongly-interacting limit.

PACS numbers: 67.85.-d, 71.10.Fd, 67.80.kb

Creation of ultracold hetero-nuclear molecules opens the path towards experimental realization of strongly-interacting dipolar many-body systems. Depending on the constituent atoms, in moderate electric field these molecules can have large dipole moment of 1 Debye in their vibrational ground states [1–4]. In particular, fermionic molecules in presence of an optical lattice can be used to simulate various quantum phases, such as quantum magnetism and phases of $t - J$ like models [5, 6], various charge density wave orders [2, 8], bond-order solids [9] etc. One should also stress that in the strongly correlated regime, both in bosonic and fermionic systems the standard descriptions of single-band Hubbard model ceases to be valid. The effect of non-standard terms become important leading to novel phases like pair-superfluidity etc [10–15].

While most of the works have dealing with higher bands concentrated on bosonic systems, in this paper, we study dipolar fermions confined in 2D optical lattice $V_{\text{latt}} = V_0 [\sin^2(\pi x/a) + \sin^2(\pi y/a)] + \frac{m\Omega^2}{2}z^2$, where V_0 is the lattice depth, a is the lattice constant, m is the mass of the molecule, and Ω is the frequency of harmonic potential in z direction. The dipoles are polarized along the direction of harmonic trapping. Usually, at low temperature and for low tunneling, the phase diagram consists of different crystal states whose structure depends on the filling n [2]. In this paper, we derive a Fermi-Hubbard model for dipolar fermions including the effects of higher bands. We show that, even for moderate dipolar strength, it is necessary to take into account the excitations along the z direction. Simultaneously, in this regime, the interaction induced hopping along the lattice give also important contributions. This changes the phases expected for a spinless Hubbard model including only a single band. Near $n \gtrsim 1/4$, we find a spontaneous appearance of non-Fermi liquid behaviour in the form of smectic metallic phase. Near $n \gtrsim 1/2$, we find that the system can be mapped to an extended pseudo-spin 1/2 Hubbard model with different emergent lattice configuration. We find a regime where chiral p -wave superconductivity emerges through Kohn-Luttinger (KL) mechanism with transition temperature T_c of the order of tunneling. This gives rise to an exotic supersolid, with the diagonal long-range order provided by the checker-

board pattern of the lower orbital fermions, while the superfluidity originating from the fermions in the higher band.

The Hamiltonian for the dipolar fermions in the second quantized form reads $H = \int d^3\mathbf{r} \Psi^\dagger(\mathbf{r}) H_0 \Psi(\mathbf{r}) + \frac{1}{2} \int d^3\mathbf{r} d^3\mathbf{r}' \Psi^\dagger(\mathbf{r}) \Psi^\dagger(\mathbf{r}') \mathcal{V}(\mathbf{r} - \mathbf{r}') \Psi(\mathbf{r}') \Psi(\mathbf{r})$, where $\Psi(\mathbf{r})$ is a spinless fermion field operator. In the units of recoil energy $E_R = \pi^2 \hbar^2 / (2ma^2)$, the single particle Hamiltonian becomes $H_0 = -\nabla^2 + V_{\text{latt}}(\mathbf{r})/E_R$ and the long-range interaction potential $\mathcal{V}(\mathbf{r}) = D(1/r^3 - 3z^2/r^5)$, where $D = 2\pi md^2/(\hbar^2 a)$ is a dimensionless dipolar strength, related to the electric dipolar moment d . For KRb molecules with a dipole moment of 0.5 Debye confined in the optical lattice with $a = 345\text{nm}$ [16] one gets $D = 8.6$ whereas, for similar lattice parameters, LiCs molecules can have a dipole moment of ~ 5 debye with $D \sim 100$. We decompose the field operator in the basis of Wannier functions in the x, y directions and of harmonic oscillator eigenstates in z direction. For convenience we introduce orbital index $\sigma = \{pml\}$ denoting p, m and l excitations in x, y , and z direction respectively. In this basis the field operator $\Psi(\mathbf{r}) = \sum_{\mathbf{i}, \sigma} \hat{a}_{\mathbf{i}\sigma} \mathcal{W}_{\mathbf{i}\sigma}(\mathbf{r})$, where $\mathcal{W}_{\mathbf{i}\sigma}(\mathbf{r})$ is the single-particle wave-function in orbital σ localized on site $\mathbf{i} = i_x \mathbf{e}_x + i_y \mathbf{e}_y$ (\mathbf{e}_x and \mathbf{e}_y are unit vectors in the proper directions). Fermionic operator $\hat{a}_{\mathbf{i}\sigma}$ annihilates particle in this state. The Hamiltonian can be rewritten in the following Hubbard-like form $H = \sum_{\sigma} \mathcal{H}_{\sigma}^{(1)} + \sum_{\sigma\sigma'} \mathcal{H}_{\sigma\sigma'}^{(2)}$, where

$$\mathcal{H}_{\sigma}^{(1)} = E_{\sigma} \sum_{\mathbf{i}} \hat{n}_{\mathbf{i}\sigma} + J_{\sigma} \sum_{\{\mathbf{i}\mathbf{j}\}} \hat{a}_{\mathbf{i}\sigma}^{\dagger} \hat{a}_{\mathbf{j}\sigma} \quad (1a)$$

$$\begin{aligned} \mathcal{H}_{\sigma\sigma'}^{(2)} = & U_{\sigma\sigma'} \sum_{\mathbf{i}} \hat{n}_{\mathbf{i}\sigma} \hat{n}_{\mathbf{i}\sigma'} + \sum_{\mathbf{i} \neq \mathbf{j}} V_{\sigma\sigma'}(\mathbf{i} - \mathbf{j}) \hat{n}_{\mathbf{i}\sigma} \hat{n}_{\mathbf{j}\sigma'} \\ & + \sum_{\{\mathbf{i}\mathbf{j}\}} \sum_{\sigma''} T_{\sigma\sigma''}^{\sigma'}(\mathbf{i} - \mathbf{j}) \hat{a}_{\mathbf{i}\sigma}^{\dagger} \hat{n}_{\mathbf{i}\sigma''} \hat{a}_{\mathbf{j}\sigma'}. \end{aligned} \quad (1b)$$

Parameters E_{σ} and J_{σ} comes from the single particle Hamiltonian and denote single-particle energy and nearest-neighbour tunneling in orbital σ respectively. The inter-particle interaction has three contributions to the Hamiltonian (1b): (i) the on-site interaction energy of fermions occupying different orbitals σ and σ' of the same site $U_{\sigma\sigma'}$, (ii) the long-range interaction energy of

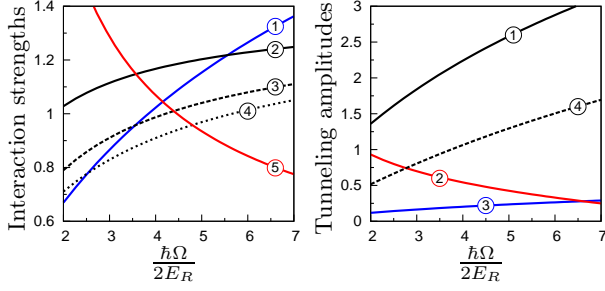


FIG. 1. Parameters of the Hamiltonian for $V_0 = 8E_R$ as functions of the lattice confinement. (a) On-site interaction $-\frac{U_{s,p_z}}{DE_R}$ (blue solid line -1-), and nearest-neighbor long-range interactions $\frac{V_{s,s}(\mathbf{e}_x)}{DJ_s}$ (solid black line -2-), $\frac{V_{s,p_z}(\mathbf{e}_x)}{DJ_s}$ (dashed black line -3-), and $\frac{V_{p_z,p_z}(\mathbf{e}_x)}{DJ_s}$ (dotted black line -4-). The red line -5- shows the ratio $V_{p_z,p_z}(2\mathbf{e}_x)/T_{\text{eff}}^{\parallel}$. (b) Magnitudes of the induced tunneling terms $\frac{T_{s,p_z}^s(\mathbf{e}_x)}{DJ_s}$ (black solid line -1-), $\frac{T_{s,p_z}^s(\mathbf{e}_x)}{DJ_s}$ (red solid line -2-), and $\frac{T_{p_z,p_z}^s(\mathbf{e}_x)}{DJ_s}$ (blue solid line -3-). The dashed black line -4- denotes the ratio $T_{\text{eff}}^{\parallel}/J_s$ for $D = 10$.

fermions occupying orbitals σ and σ' of different sites $V_{\sigma\sigma'}(\mathbf{i} - \mathbf{j})$, (iii) and the tunneling from orbital σ' at site \mathbf{j} to the orbital σ at site \mathbf{i} induced by presence of an additional fermion at site \mathbf{i} in orbital σ'' denoted by $T_{\sigma\sigma'}^{\sigma''}(\mathbf{i} - \mathbf{j})$.

The Hamiltonian (1) is very general. To get a physical understanding of its properties, we start by examining the properties of density-density interactions. We calculate the interactions between few lowest bands: $s = \{000\}$, $p_x = \{100\}$, $p_y = \{010\}$, $p_z = \{001\}$, $p_{xz} = \{101\}$, and $p_{yz} = \{011\}$. We find that the on-site interactions $U_{s,p_x} = U_{s,p_y}$ is always repulsive. It means that putting two fermions in s and p_x or p_y band simultaneously is energetically unfavorable. Remarkably we find that U_{s,p_z} is always negative. This surprising attraction stems from the presence of the fermionic exchange term and the shape of the dipolar interactions (see supplementary material). Moreover, as it is seen from Fig. 1a, this interaction can not be neglected even for stronger confinements in z directions. For higher orbitals we find that $U_{s,p_z} \ll U_{s,p_{xz}} = U_{s,p_{yz}} < 0$. In addition for long-range interactions we find that $V_{s,s}(\mathbf{i}) > V_{s,p_z}(\mathbf{i}) > V_{p_z,p_z}(\mathbf{i}) > 0$. From this analysis we conclude that for polar molecules there always exists some critical dipolar strength for which single-band approximation breaks down since two particles can occupy the same site. This critical behavior is controlled by the on-site energy cost $\Delta = E_z + U_{s,p_z}$ where the energy gap between s and p_z orbital is given by $E_z = \hbar\Omega$. From Fig. 1a, we see that $U_{s,p_z} \sim -DE_R \sim -\hbar\Omega$ for moderate value of D . Thus it is important to take into account at least s and p_z orbital to describe the dipolar fermions. In this paper we consider situations when Δ is positive due to which three or more fermions in same site is unfavourable.

Next we discuss the role of the interaction induced tunnelings in Hamiltonian (1). Counter intuitively the most important contribution does not come from the induced tunneling in p_z band ($T_{p_z,p_z}^s(\mathbf{e}_x)$), but from the inter-band tunneling which changes p_z orbital to the p_{xz} and p_{yz} ones ($T_{p_z,p_{xz}}^s(\mathbf{e}_x)$). Note, that this inter-band tunneling is absent for usual single-particle tunneling due to the properties of single particle Hamiltonian [19]. From properties of p orbital states it follows that $T_{p_z,p_{xz}}^s(-\mathbf{e}_x) = -T_{p_z,p_{xz}}^s(\mathbf{e}_x)$. The relation of this term to other interaction-induced tunnelings is shown in Fig. 1b. From the above analysis we introduce simplified, but realistic model of polar Fermi molecules confined in 2D optical lattice by taking into account effects of interactions between orbitals $\sigma \in \{s, p_z, p_{xz}, p_{yz}\}$.

Since we consider the case when $\Delta > 0$, therefore for low filling all fermions occupy only the s orbital states. For filling $n = 1/4$ and large enough D ($\gtrsim 3$) there is non vanishing single-particle excitation gap and the system is in the s -band insulator state (denoted by blue spheres in Fig. 2a) [2]. Situation change dramatically for higher fillings. It can be simply understood with energy arguments. The energy cost of putting additional particle in the vacant site is given by $E_{\text{vac}} = V_{s,s}(\mathbf{e}_x) + 2V_{s,s}(\mathbf{e}_x + \mathbf{e}_y) + \dots$. In contrast the cost of putting additional particle to the p_z orbital of an occupied site $E_{\text{occ}} = \Delta + 2V_{s,p_z}(2\mathbf{e}_x) + \dots$. For D larger than some critical strength one finds that $E_{\text{occ}} < E_{\text{vac}}$. As an example, such conditions are fulfilled for $V_0 = 8E_R$, $D = 10$, and $\hbar\Omega \leq 14E_R$. Consequently, additional particles start to fill p_z band of previously occupied sites. In this scenario energy conserving dynamics of the system comes from the second-order processes involving tunneling to the next occupied site (along x direction in Fig. 2a). To the leading order, this effective tunneling is given by

$$T_{\text{eff}}^{\parallel} \approx T_{s,p_z}^s(\mathbf{e}_x)^2 / (|U_{s,p_z}| + E_x). \quad (2)$$

Thus, the p_z fermions will only move along one direction chosen by the insulator checkerboard geometry in s -band, in our case along \mathbf{e}_x . The resulting system can be thought as stacks of one-dimensional chains or stripes placed along \mathbf{e}_y without inter-chain tunnelings. The effective Hamiltonian governing the p_z fermions can be written as $H_{1D} = T_{\text{eff}}^{\parallel} \sum_l \sum_{\langle ij \rangle} \hat{c}_{l,i}^{\dagger} \hat{c}_{l,j} + H_{\text{intra}} + H_{\text{inter}}$ with intra-chain Hamiltonian $H_{\text{intra}} = \sum_l \sum_{i,j} V_{\text{intra}}(i,j) \hat{c}_{l,i}^{\dagger} \hat{c}_{l,i} \hat{c}_{l,j}^{\dagger} \hat{c}_{l,j}$ and inter-chain Hamiltonian $H_{\text{inter}} = \sum_{l,l'} \sum_{i,i'} V_{l,l'}(i,i') \hat{c}_{l,i}^{\dagger} \hat{c}_{l,i} \hat{c}_{l',i'}^{\dagger} \hat{c}_{l',i'}$, where $\hat{c}_{l,i}^{\dagger}$ and $\hat{c}_{l,i}$ are creation and annihilation operators of p_z fermions on s -fermion occupied site i on chain l . The intra-chain and inter-chain interactions are given by $V_{\text{intra}}(i,j) = V_{p_z,p_z}([i-j]\mathbf{e}_x)$ and $V_{l,l'}(i,i') = V_{p_z,p_z}([i-i']\mathbf{e}_x + [l-l']\mathbf{e}_y)$ respectively.

The ground state structure of this coupled-chains system is investigated by introducing the bosonized fields $\phi_{l,R/L}$ related to the Fermi operator $\hat{c}_{l,i}$ rewritten in the continuum limit as $\hat{c}_{l,i} \rightarrow \Psi_{l,L}(x) + \Psi_{l,R}(x)$ [17, 18].

Near the left and right Fermi momenta $\pm\tilde{k}_1$, we can write $\Psi_{l,R/L}(x) = F_{R/L} \exp[\pm i\tilde{k}_1 x - i\phi_{l,R/L}(x)]/\sqrt{2\pi\epsilon}$, where ϵ is a cutoff length and $F_{R/L}$ are Klein factors. The Fermi momentum is given by the density of p_z fermions which in terms of total density n reads, $\tilde{k}_1 \approx (4n-1)\pi$. By writing the bosonized phase field $\theta_l(x) = (\phi_{l,L}(x) - \phi_{l,R}(x))/2\sqrt{\pi}$ in terms of its Fourier transform $\theta_{q_y}(x)$ along the \mathbf{e}_y the Lagrangian for the system reads

$$\mathcal{L} = \int_{-\pi}^{\pi} \frac{dq_y}{2\pi} \frac{K(q_y)}{2} \left[\frac{1}{v(q_y)} \left(\frac{\partial \theta_{q_y}}{\partial t} \right)^2 - v(q_y) \left(\frac{\partial \theta_{q_y}}{\partial x} \right)^2 \right]. \quad (3)$$

The interaction parameter $K(q_y)$ and sound velocity $v(q_y)$ are determined by the details of the dipolar interactions (see Sec. III of supplementary material).

There is an additional inter-chain p_z fermion CDW coupling $\mathcal{L}_{\text{CDW}} \propto \cos(\tilde{k}_1) \sum_l \cos \sqrt{\pi}(\theta_l - \theta_{l+1})$. Consequently, the scaling dimension of the CDW operator is given by $\eta_l = 2 \int_{-\pi}^{\pi} \frac{1 - \cos lq_y}{K(q_y)} \frac{dq_y}{2\pi}$. When $\eta_l > 2$ the CDW operator is irrelevant. Then the stable phase has properties similar to 1D Luttinger liquid with low-energy bosonic collective excitations. This state preserves the smectic symmetry $\theta_l \rightarrow \theta_l + \alpha_l$, with α_l constant on each chain. This phase is known as *smectic-metal* phase [17] as there metallic behavior along the chain with insulating density wave order along transverse direction. This phase is a peculiar example of spontaneous emergence of non-Fermi liquid behaviour in two-dimensional Fermi systems. In contrast, when $\eta_l < 2$ then p_z fermions becomes unstable towards formation of stripe crystals. In Fig. 2b we plot η_1 and η_2 as functions of total density n for $D = 10$ and $\hbar\Omega = 14E_R$. It is clear that for $1/4 < n < n_c$ there is a *smectic-metallic* phase while for $n > n_c$, the system goes to a stripe-crystal phase.

Next let us discuss the case of filling $n = 1/2$ where for low dipolar strength D , due to the same reasons as before fermions will occupy only the s -band and the ground state of the system is the checkerboard insulator (see Supplementary sec. D.) as denoted by filled-blue and open-red spheres in Fig. 2b. To look for properties of the system with additional particles, we define deviation from half-filling $\delta n = n - 1/2$ and we introduce corresponding chemical potential $\mu(\delta n)$. From energy arguments we find that two scenario can happen. The additional fermion (*i*) occupies a vacant site with energy cost $E_{\text{vac}} = 4V_{s,s}(\mathbf{e}_x) + 8V_{s,s}(2\mathbf{e}_x + \mathbf{e}_y) + \dots$ or (*ii*) it goes to the p_z orbital of an occupied site with energy cost $E_{\text{occ}} = \Delta + 4V_{s,p_z}(\mathbf{e}_x + \mathbf{e}_y) + V_{s,p_z}(2\mathbf{e}_x) + \dots$. Consequently, in the second scenario (when $E_{\text{occ}} \leq E_{\text{vac}}$), all extra fermions will occupy the p_z orbitals of the already occupied sites. As an example, such conditions are fulfilled for $V_0 = 8E_R$, $D = 8$, and $\hbar\Omega \leq 10E_R$. In such a case δn corresponds to the filling of p_z band fermions. The parallel tunneling of the p_z fermions between the occupied sites will again arise from the second order processes (2). Moreover, tunneling to the diagonally occupied site $T_{\text{eff}}^{\perp} \approx -[J_s - T_{p_z,p_z}^s(\mathbf{e}_x)]^2 / |U_{s,p_z}|$ for $D \sim 8$

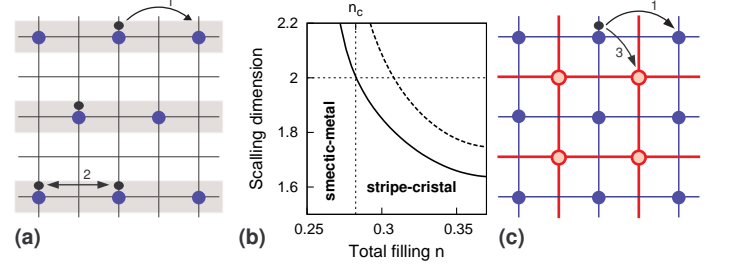


FIG. 2. Pictorial diagram of the different checker board lattices. The filled-blue and open-red spheres denotes s -orbital fermions and the smaller black sphere denotes p_z orbital fermions. (a) Checkerboard lattice at $n = 1/4$ filling. The p_z fermions will move with effective tunneling $T_{\text{eff}}^{\parallel}$ (arrow 1) only along the shaded region making a stack of 1D chains. Interaction between neighboring p -band fermions is equal to $V_{p_z,p_z}(2\mathbf{e}_x)$ (arrow 2). (b) Scaling dimensions η_1 (solid-line) and η_2 (dashed-line) as functions of the total density n for $D = 10$ and $\hbar\Omega = 14E_R$. (c) Checkerboard lattice at $n = 1/2$. The blue and thick-red lines constitute two different sub-lattices. They are not coupled via tunneling processes since the tunneling T_{eff}^{\perp} (arrow 3) is much smaller than $T_{\text{eff}}^{\parallel}$.

it is 400 times smaller than $T_{\text{eff}}^{\parallel}$. Consequently fermions in the p_z orbitals can move in independent square sub-lattices (either the thick-red or blue sub-lattice shown in the Fig. 2b). Note, that fermions can not tunnel between different sub-lattices. Thus we can describe the system of the p_z fermions in the blue (thick-red) lattice as pseudo-spin up (down). By introducing operators \hat{c}_{is} , where $s \in \{\uparrow, \downarrow\}$ the effective Hamiltonian can be written as $H_{\text{eff}} = T_{\text{eff}}^{\parallel} \sum_s \sum_{\{ij\}} \hat{c}_{is}^{\dagger} \hat{c}_{js} + H_{\text{int}}$ with

$$H_{\text{int}} = V_{\uparrow\uparrow} \sum_s \sum_{\{ij\}} \hat{n}_{is} \hat{n}_{js} + V_{\uparrow\downarrow} \sum_{[ij]} \hat{n}_{i\uparrow} \hat{n}_{j\downarrow}, \quad (4)$$

where $\hat{n}_{is} = \hat{c}_{is}^{\dagger} \hat{c}_{is}$. For convenience we introduce $V_{\uparrow\uparrow} = V_{p_z,p_z}(2\mathbf{e}_x)$ and $V_{\uparrow\downarrow} = V_{p_z,p_z}(\mathbf{e}_x + \mathbf{e}_y)$. Note, that now $\{.\}$ is understood as a nearest-neighbor in a given sub-lattice. Nearest-neighbors between different sub-lattices is denoted by $[.]$. The modified lattice constant of the sub-lattices is $\tilde{a} = 2a$. In this way we are able to study the system properties with the weak-coupling theory. We investigate the emergence of triplet superconductivity between the same pseudo-spin fermions, arising via KL mechanism [19] (magnetic instabilities are discussed in Sec. V of supplementary material). We look for Cooper pairs with chiral p -wave symmetry. The effective interaction between fermions in KL mechanism in terms of the scattering momentum $\mathbf{k} - \mathbf{k}' = \mathbf{q}$ can be written as

$$V_{\text{eff } s,s}(\mathbf{q}) = V_{\uparrow\uparrow} \eta_{\mathbf{q}} - \sum_{\mathbf{p}} [(V_{\uparrow\uparrow}^2 \eta_{\mathbf{q}}^2 + V_{\uparrow\downarrow}^2 \beta_{\mathbf{q}}^2) Q_{\mathbf{q},\mathbf{p}} - 2V_{\uparrow\uparrow}^2 \eta_{\mathbf{q}} \eta_{\mathbf{k}-\mathbf{p}} Q_{\mathbf{q},\mathbf{p}} - V_{\uparrow\uparrow}^2 \eta_{\mathbf{k}'-\mathbf{p}} \eta_{\mathbf{k}-\mathbf{p}} Q_{\mathbf{q},\mathbf{p}}], \quad (5)$$

where $Q_{\mathbf{q},\mathbf{p}} = \frac{f(\epsilon_{\mathbf{p}}) - f(\epsilon_{\mathbf{p}-\mathbf{q}})}{\epsilon_{\mathbf{p}-\mathbf{q}} - \epsilon_{\mathbf{p}}}$, $f(\epsilon)$ is the Fermi distribution function, $\epsilon_{\mathbf{p}} = 2T_{\text{eff}}^{\parallel}(\cos(q_x \tilde{a}) + \cos(q_y \tilde{a}))$

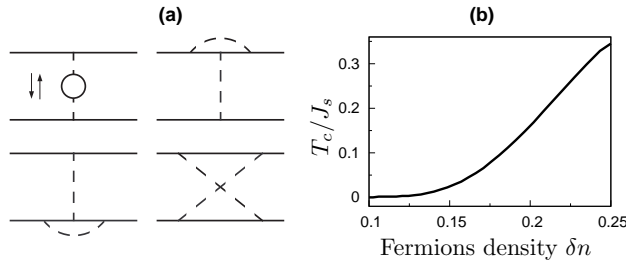


FIG. 3. (a) Diagrammatic representation of the second order contributions in (S1). The dashed lines denote interaction and the solid lines denote fermion propagator. (b) p -wave superfluid transition temperature T_c as a function of density $n = 1/2 + \delta n$.

is the dispersion and $\eta_{\mathbf{q}} = 2(\cos(q_x \tilde{a}) + \cos(q_y \tilde{a}))$ and $\beta_{\mathbf{q}} = 4(\cos(q_x \tilde{a}/2) \cos(q_y \tilde{a}/2))$. The summation in (S1) comes from taking into account the second-order terms represented by diagrams shown in Fig. 3a. The two terms inside the first bracket in (S1) comes from the top-left diagram in Fig 3a, while the next two terms comes from the top-right and bottom-left diagrams representing vertex corrections. The last term in (S1) comes from the bottom-right diagram in Fig 3a denoting exchange interactions. By performing the integration over the momentum in the limit of $T \rightarrow 0$, we finally get antisymmetric part of effective coupling $\{V_{\text{eff}}(\mathbf{q})\}_- = -\lambda(T, \mu)(\sin(k_x \tilde{a}) \sin(k'_x \tilde{a}) + \sin(k_y \tilde{a}) \sin(k'_y \tilde{a}))$ where $\lambda(T, \mu) = 2V_{\uparrow\uparrow} + \frac{V_{\uparrow\uparrow}^2}{\pi T_{\text{eff}}} F_1(T, \mu) - \frac{V_{\uparrow\uparrow}^2}{\pi T_{\text{eff}}} F_2(T, \mu)$. Functions F_1 and F_2 originate in the second-order corrections and their detailed forms are given in the supplementary material. The point is that, due to the Van-Hove singularity in density of states, function F_2 contains a logarithmic divergence. At the same time function F_1 is analytical due to the dressing of the density of states. This means that there always exists finite critical μ above which the interaction is attractive

and superfluidity appears. From the BCS theory one can get an estimate of the transition temperature T_c (derivation is shown in Supplementary material). In Fig. 3b we plot the transition temperature T_c as a function of deviation δn for example parameters discussed previously. For $\delta n \sim 0.22$ we get $T_c \sim 0.2J_s$ (~ 1 nK). Thus the ground state has a checkerboard density pattern due to the s fermions and p -wave superfluid p_z fermions at temperature below T_c .

In conclusion, we have derived a generalized Hubbard model for dipolar fermions in an optical lattice by taking into account higher orbitals. We have shown that the effect of these higher orbitals leads to new phenomena. Due to the strong interaction-dependent hopping terms in higher orbitals, these systems can be described by effective weakly-interacting theories. For particular parameters, near $n \gtrsim 1/4$, we found a cross-over to the one-dimensional physics resulting in simultaneous metallic and density wave properties. For $J_s \ll V_{ss}(e_x)$, the s fermion checkerboard order is given by the configuration in Fig (2)a. As J_s is increased there will be single-particle and dipole excitations at different regions of the $n = 1/4$ checkerboard crystal similar to the one considered in Ref. [20] for Wigner-Hubbard crystals due to Coloumb interaction. These excitations can induce inter-chain tunneling at different regions and the resulting model will be subject of future study. For other set of parameters, $n \gtrsim 1/2$, the system can be described by a weakly interacting Hubbard model with pseudo-spin originating from the lattice geometry. Using the KL theory, we found a transition to the chiral p -wave superfluidity due to the p_z fermions without destroying the checkerboard order created by the s fermions. The parameters used here are currently experimentally achievable.

This paper was supported by the EU STREP NAME-QUAM, IP AQUTE, ERC Grant QUAGATUA, Spanish MICINN (FIS2008-00784 and Consolider QOIT), AAIL-Hubbard, and the National Science Center grant No. DEC-2011/01/D/ST2/02019. T.S. acknowledges hospitality from ICFO.

-
- [1] K. Ni, et. al., Science **322**, 231 (2008).
 - [2] J. Deiglmayr, et. al., Faraday Discuss. **142**, 335 (2009).
 - [3] M. Debatin, et. al., arXiv:1106.0129.
 - [4] J. W. Park, et. al., arXiv:1110.4552.
 - [5] A. V. Gorshkov, et. al., Phys. Rev. Lett. **107**, 115301 (2011).
 - [6] K. A. Kuns, A. M. Rey, and A. V. Gorshkov, Phys. Rev. A **84**, 063639 (2011).
 - [7] K. Mielsonson, and J. K. Freericks, Phys. Rev. A **83**, 043609 (2011).
 - [8] A.-L. Gadsballe, and G. M. Bruun, Phys. Rev. A **85**, 021604.
 - [9] S. G. Bhongale, et. al. arxiv: 1111.2873.
 - [10] D. -S. Luehmann, O. Juergensen, and K. Sengstock, arXiv:1108.3013.
 - [11] A. Mering, and M. Fleischhauer, Phys. Rev. A, **83**, 063630 (2011).
 - [12] U. Bissbort, F. Deuretzbacher, and W. Hofstetter, arXiv:1108.6047.
 - [13] S. Will, et. al., Nature **465**, 197 (2010).
 - [14] O. Dutta, et. al., New J. Phys. **13**, 023019 (2011).
 - [15] T. Sowiński, et. al., Phys. Rev. Lett. **108**, 115301 (2012).
 - [16] S. Kotochigova and E. Tiesinga, Phys. Rev. A **73**, 041405 (2006).
 - [17] V. J. Emery, E. Fradkin, S. A. Kivelson, and T. C. Lubensky, Phys. Rev. Lett. **85**, 2160 (2000).
 - [18] A. Vishwanath and D. Carpentier, Phys. Rev. Lett. **86**, 676 (2001).
 - [19] W. Kohn, and J. M. Luttinger, Phys. Rev. Lett. **15**, 524 (1965).
 - [20] S. Fratini and J. Merino, Phys. Rev. B **80**, 165110 (2009).

Orbital physics of polar Fermi molecules

Supplementary Material

Omjyoti Dutta, Tomasz Sowiński, Maciej Lewenstein

Appendix A: Derivation of the parameters U_{s,p_z} , T_{p_z,p_z}^s and $T_{p_z,p_{xz}}^s$

In this section we represent the on-site interaction term U_{s,p_z} and interaction-induced hopping terms T_{p_z,p_z}^s and $T_{p_z,p_{xz}}^s$ in terms of the single-particle wave-function $\mathcal{W}_{i\sigma}(\mathbf{r})$ in orbital σ localized on site \mathbf{i} . Orbital index $\sigma = \{pml\}$ denoting p , m and l excitations in x , y , and z direction respectively. Then the s orbitals can be written as $\mathcal{W}_{is}(\mathbf{r}) = w_{ix0}(x)w_{iy0}(y)\phi_0(z)$ where $w_{ix0}(x)$, $w_{iy0}(y)$ are the lowest band one-dimensional Wannier functions and $\phi_0(z)$ is the ground state wave-function of the harmonic oscillator in the z direction. Similarly we can write $\mathcal{W}_{ip_z}(\mathbf{r}) = w_{ix0}(x)w_{iy0}(y)\phi_1(z)$ and $\mathcal{W}_{ip_{xz}}(\mathbf{r}) = w_{ix1}(x)w_{iy0}(y)\phi_1(z)$. Here $w_{ix1}(x)$ is the Wannier functions in the first band and $\phi_1(z)$ is the first excited state of the harmonic oscillator in the z direction. For simplicity we took $\mathbf{j} = \mathbf{i} + \mathbf{e}_x$. From this we can write various parameters as,

$$U_{s,p_z} = \int \{w_{ix0}(x)w_{iy0}(y)\}^2 \{w_{ix0}(x')w_{iy0}(y')\}^2 \Phi_{1,0}(z, z') \mathcal{V}(\mathbf{r} - \mathbf{r}') d\mathbf{r} d\mathbf{r}' \quad (\text{S1a})$$

$$T_{p_z,p_z}^s(\mathbf{e}_x) = \int w_{jx0}(x)w_{ix0}(x)w_{ix0}^2(x') \{w_{iy0}(y)w_{iy0}(y')\}^2 \Phi_{1,0}(z, z') \mathcal{V}(\mathbf{r} - \mathbf{r}') d\mathbf{r} d\mathbf{r}' \quad (\text{S1b})$$

$$T_{p_z,p_{xz}}^s(\mathbf{e}_x) = \int w_{jx1}(x)w_{ix0}(x)w_{ix0}^2(x') \{w_{iy0}(y)w_{iy0}(y')\}^2 \Phi_{1,0}(z, z') \mathcal{V}(\mathbf{r} - \mathbf{r}') d\mathbf{r} d\mathbf{r}' \quad (\text{S1c})$$

$$\Phi_{1,0}(z, z') = \{\phi_1(z)\}^2 \{\phi_0(z')\}^2 - \phi_1(z)\phi_0(z)\phi_1(z')\phi_0(z'). \quad (\text{S1d})$$

The integrations over z, z' can be done analytically using convolution theorem in the momentum space. Consequently in the momentum space we get

$$V(\mathbf{k}_\perp) = \mathcal{F} \left\{ \int \Phi_{1,0}(z, z') \mathcal{V}(\mathbf{r} - \mathbf{r}') dz dz' \right\} = \frac{2\sqrt{2\pi}D}{l_z} \left[(kl_z)^2 - \sqrt{\frac{\pi}{2}} kl_z (1 + (kl_z)^2) \text{erfcx} \left(\frac{kl_z}{\sqrt{2}} \right) \right], \quad (\text{S2})$$

where $\mathcal{F}\{.\}$ denotes Fourier transform, $k = |\mathbf{k}_\perp| = \sqrt{k_x^2 + k_y^2}$, $l_z = (\hbar/m\Omega)^{1/2}$ is a natural harmonic oscillator length unit, and $\text{erfcx}(x) = \exp(x^2)\text{erfc}(x)$ where $\text{erfc}(\cdot)$ denotes complementary error function. It is important to note that $V(\mathbf{k}_\perp)$ is always negative for any \mathbf{k}_\perp . This explains the appearance of the attractive on-site interaction for any value of the confinement along the z direction.

Appendix B: Comparison of energies between different configurations

In this section we compare the energies of different crystal configurations for specific filling factors with and without the contributions from the p_z -orbitals. For this we specifically choose two filling factors, namely $n = 1/3$ and $n = 2/3$. For the clarity of discussion, we first neglect the tunneling terms. Without the higher orbital effects at most one fermion can occupy a given site. The corresponding Hamiltonian reads:

$$\mathcal{H}_I = \sum_{\mathbf{i} \neq \mathbf{j}} V_{ss}(\mathbf{i} - \mathbf{j}) \hat{n}_{is} \hat{n}_{js} \quad (\text{S1})$$

with the dipolar interaction in the s band $V_{ss}(\mathbf{i} - \mathbf{j}) = V_{ss}/|\mathbf{i} - \mathbf{j}|^3$.

By taking the orbital effects into account, the corresponding Hamiltonian is defined in Eq. (1a) and (1b) in the main text

$$\mathcal{H}_{II} = \sum_{\sigma} U_{\sigma\sigma'} \sum_{\mathbf{i}} \hat{n}_{i\sigma} \hat{n}_{i\sigma'} + \sum_{\sigma, \sigma'} \sum_{\mathbf{i} \neq \mathbf{j}} V_{\sigma\sigma'}(\mathbf{i} - \mathbf{j}) \hat{n}_{i\sigma} \hat{n}_{j\sigma} + E_{\sigma} \sum_{\mathbf{i}} \hat{n}_{i\sigma}, \quad (\text{S2})$$

where σ denotes the s - and p_z orbital fermions.

Now we consider the situation, when each occupied site contains two fermions. In this case we can define a corresponding hardcore bosonic operator at site \mathbf{i} as $\hat{b}_i^\dagger = s_i^\dagger p_{zi}^\dagger$ and $\hat{b}_i = p_{zi} s_i$ and the bosonic number operator

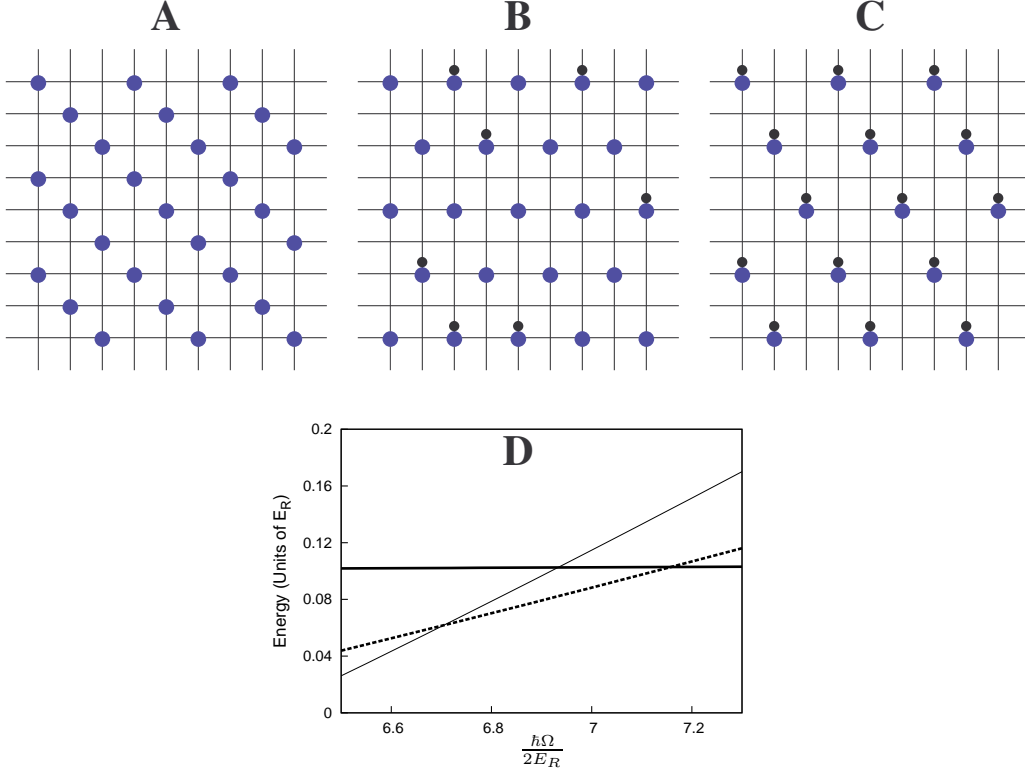


FIG. S1. Pictorial diagram of the different checker board lattices for $n = 1/3$. The blue spheres denote s -orbital fermions and the smaller black spheres denote p_z orbital fermions. (A) Ground state crystal phase of Hamiltonian (S1). (B) 1/4 checkerboard lattice of s -band fermions and extra p_z fermions with density $1/12$. (C) Density-wave structure of the effective bosons with filling $n^b = 1/6$ corresponding to the ground state structure of the Hamiltonian (S3). (D) The energies E_{1A} (thick-solid line), E_{1B} (dashed line), and E_{1C} (thin-solid line) as functions of the trap frequency $\hbar\Omega/2E_R$ for dipolar strength $D = 10$.

$\hat{n}_i^b = \hat{b}_i^\dagger \hat{b}_i$. From this we can see that $n^b = n/2$ as the number of fermions is twice the number of bosons. Subsequently, we can write an effective bosonic Hamiltonian as:

$$\mathcal{H}_{III} = \Delta \sum_i \hat{n}_i^b + \sum_{i \neq j} [V_{ss}(\mathbf{i} - \mathbf{j}) + V_{p_z p_z}(\mathbf{i} - \mathbf{j}) + 2V_{sp_z}(\mathbf{i} - \mathbf{j})] \hat{n}_i^b \hat{n}_j^b, \quad (\text{S3})$$

Here $\Delta = E_z + U_{s,p_z}$ is the energy cost of having a composite boson. Eq. (S3) is similar to the bosonic dipolar system with modified dipolar interaction and can simulate the crystal phases of dipolar bosons [1].

At filling $n = 1/3$ the ground state of the single band Hamiltonian (S1) forms a crystal structure in accordance with [2] and it is shown in Fig. S1A. Its energy is E_{1A} . In the current paper, we analyze other structures as a ground states corresponding to the full Hamiltonian (S2). Two such structures are presented in Fig. S1B and S1C with corresponding energies E_{1B} and E_{1C} . In the 1B structure the s -band fermions form a 1/4 crystal structure and remaining 1/12 p -orbital fermions occupy already occupied sites. The third possible ground state candidate Fig. S1C comes from the effective bosonic Hamiltonian (S3) at filling $n_b = 1/6$. We compare energies of these three structures by plotting them as functions of the harmonic trapping frequency for a dipolar strength $D = 10$ (Fig. S1D).

We find that the energy of the structure 1A is almost insensitive to the trapping frequency Ω . Moreover, the structure is the lowest energy state (the true ground state of the system) only for large enough Ω ($\hbar\Omega \gtrsim 14.5E_R$ for studied case). For lower frequencies we find that structure 1B ($13.2E_R \lesssim \hbar\Omega \lesssim 14.5E_R$) or 1C ($\hbar\Omega \lesssim 13.2E_R$) becomes a ground states of the system. We also note that in the structure 1C, within the bosonic subspace, tunneling can arise in second order processes and it is much lower than the binding energy of the bosons. In contrast in the state 1B, the p_z fermions can move in one dimensional array (as described in the paper) with an effective tunneling $T_{\text{eff}}^{\parallel}$ enlarging the stability of the state. We have also checked that, for filling factors between $n = 1/4$ and $n = 1/3$, the energy of the configuration 1B is lower than the energy of the phase-separated structures of single-band Hamiltonian.

At filling $n = 2/3$ the situation is very similar to the filling $n = 1/3$. The ground state of the single band Hamiltonian (S1) shown in Fig. S2A with corresponding energy E_{2A} is a true ground state of the system only for

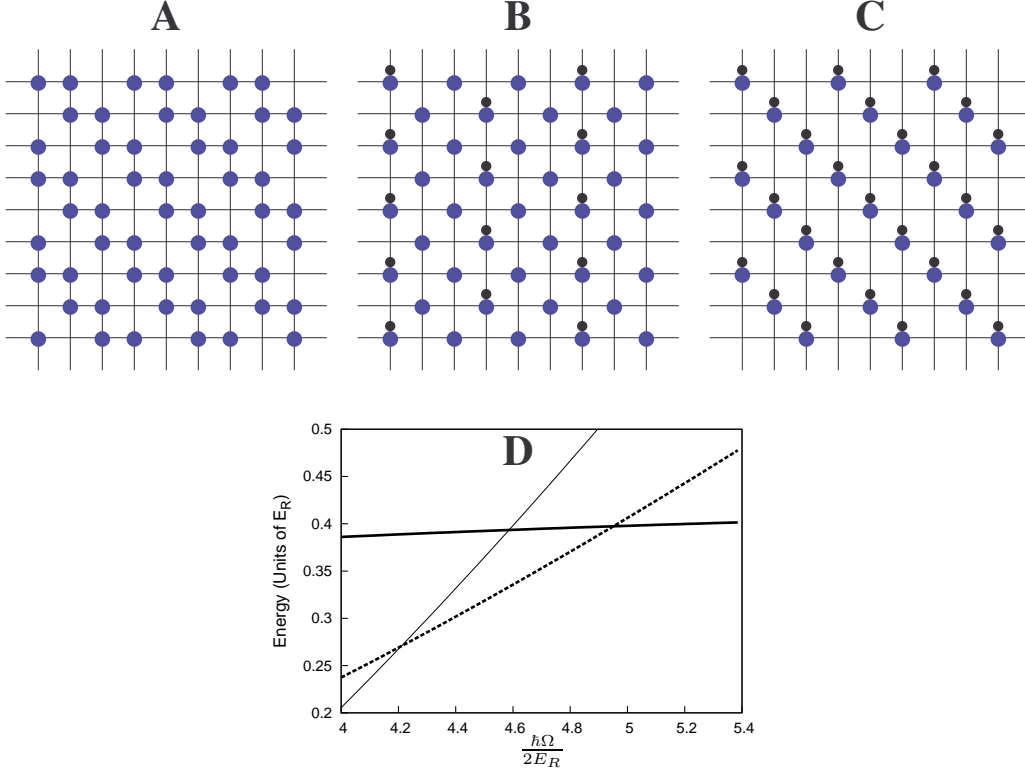


FIG. S2. Pictorial diagram of the different checkerboard lattices for $n = 2/3$. The blue spheres denote s -orbital fermions and the smaller black spheres denote p_z orbital fermions. (A) Ground state crystal phase of Hamiltonian (S1). (B) 1/2 checkerboard lattice of s -band fermions and extra p_z fermions with density 1/6. (C) Density-wave structure of the composite bosons with filling $n^b = 1/3$ corresponding to the ground state structure of the Hamiltonian (S3). (D) The energies E_{2A} (thick-solid line), E_{2B} (dashed line), and E_{2C} (thin-solid line) as functions of the trap frequency $\hbar\Omega/2E_R$ for dipolar strength $D = 8$.

large enough Ω . For lower confinement frequencies the ground state is (i) a 1/2 checkerboard s -band crystal with p -band fermions (with density 1/6) moving on the occupied sites (energy E_{2B} and Fig. S2B) or (ii) $n_b = 1/3$ stripe structure of composite bosons (energy E_{2C} and Fig. S2C) [1].

Appendix C: Luttinger liquid description for $n > 1/4$

As we explained in the main text, for filling $n > 1/4$ and parameters $V_0 = 8E_R$, $D = 10$, and $\hbar\Omega \sim 14E_R$, the ground state structure is given by 1/4 checkerboard structure formed by s -fermions. The p_z fermions (with density $4n - 1$) move in the occupied sites along \mathbf{X} direction (Fig. S3A). The resulting system can be thought as stacks of one-dimensional chains or stripes placed along \mathbf{Y} without inter-chain tunnelings. The effective Hamiltonian governing the p_z fermions can be written as (see the main text):

$$H_{1D} = T_{\text{eff}}^{\parallel} \sum_l \sum_{\langle ij \rangle} \hat{c}_{l,i}^{\dagger} \hat{c}_{l,j} + H_{\text{intra}} + H_{\text{inter}}, \quad (\text{S1a})$$

$$H_{\text{intra}} = \sum_l \sum_{i,j} V_{\text{intra}}(i,j) \hat{c}_{l,i}^{\dagger} \hat{c}_{l,i} \hat{c}_{l,j}^{\dagger} \hat{c}_{l,j}, \quad (\text{S1b})$$

$$H_{\text{inter}} = \sum_{l,l'} \sum_{i,i'} V_{ll'}(i,i') \hat{c}_{l,i}^{\dagger} \hat{c}_{l,i} \hat{c}_{l',i'}^{\dagger} \hat{c}_{l',i'}. \quad (\text{S1c})$$

The bosonized form of the intra-chain Lagrangian reads

$$\mathcal{L}_{\text{intra}} = u \int_{-\pi}^{\pi} \frac{dq_y}{2\pi} \frac{K_0}{2} \left[\left(\frac{\partial \theta_{q_y}(x)}{\partial t} \right)^2 - \left(\frac{\partial \theta_{q_y}(x)}{\partial x} \right)^2 \right], \quad (\text{S2a})$$

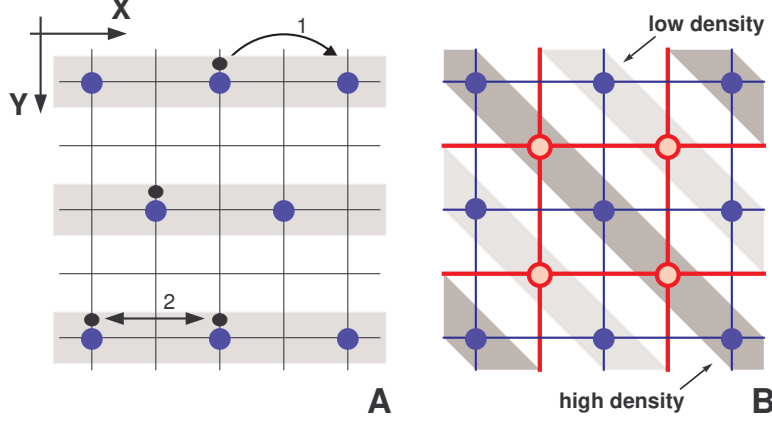


FIG. S3. (A) Pictorial diagram for $n > 1/4$. The blue spheres denote s -orbital fermions and the smaller black spheres denote p_z orbital fermions. The s -orbital fermions constitute the underlying $1/4$ checkerboard structure. The p_z fermions move with the effective tunneling $T_{\text{eff}}^{\parallel}$ (arrow 1) only along the shaded regions. Interaction between neighboring p -band fermions is equal to $V_{p_z, p_z}(2\mathbf{e}_x)$ (arrow 2). (B) Density-wave structure at filling $\delta n = 1/4$. The dark and light shadings denote higher and lower density of the p_z fermions respectively.

where the Luttinger liquid parameter

$$K_0 = \left[\frac{2\pi T_{\text{eff}}^{\parallel} \sin \tilde{k}_1 + [V_{p_z, p_z}(2\mathbf{e}_x) + \dots](2 - \cos 2\tilde{k}_1)}{2\pi T_{\text{eff}}^{\parallel} \sin \tilde{k}_1 + [V_{p_z, p_z}(2\mathbf{e}_x) + \dots] \cos 2\tilde{k}_1} \right]^{1/2}, \quad (\text{S2b})$$

and the sound velocity

$$u^2 = \left(2\pi T_{\text{eff}}^{\parallel} \sin \tilde{k}_1 + [V_{p_z, p_z}(2\mathbf{e}_x) + \dots] \right)^2 - [V_{p_z, p_z}(2\mathbf{e}_x) + \dots]^2 (1 - \cos 2\tilde{k}_1)^2. \quad (\text{S2c})$$

Next we include the bosonized form of the inter-chain Hamiltonian which results in the the total Lagrangian $\mathcal{L}_{1D} = \mathcal{L} + \mathcal{L}_{\text{CDW}}$ where

$$\mathcal{L} = u \int_{-\pi}^{\pi} \frac{dq_y}{2\pi} \frac{K(q_y)}{2} \left[\frac{1}{v(q_y)} \left(\frac{\partial \theta_{q_y}}{\partial t} \right)^2 - v(q_y) \left(\frac{\partial \theta_{q_y}}{\partial x} \right)^2 \right]. \quad (\text{S3})$$

Here the modified Luttinger parameter is given by

$$\frac{K(q_y)}{K_0} = \left[1 + 4 \frac{[V_{p_z, p_z}(\mathbf{e}_x + 2\mathbf{e}_y) + V_{p_z, p_z}(3\mathbf{e}_x + 2\mathbf{e}_y) + \dots] \cos(q_y) + [V_{p_z, p_z}(4\mathbf{e}_y) + \dots] \cos(2q_y)}{2\pi T_{\text{eff}}^{\parallel} \sin \tilde{k}_f + [V_{p_z, p_z}(2\mathbf{e}_x) + \dots](2 - \cos(2\tilde{k}_{f1}))} \right]^{1/2},$$

and sound velocity $v(q_y) = K(q_y)/K_0$. Inter-chain interactions induce additional charge-density wave (CDW) perturbation, $\mathcal{L}_{\text{CDW}} = \mathcal{L}_{\text{CDW},1} + \mathcal{L}_{\text{CDW},2} + \dots$ with

$$\mathcal{L}_{\text{CDW},1} = \frac{1}{u} \sum_N V_{p_z, p_z}((2N+1)\mathbf{e}_x + 2\mathbf{e}_y) \cos[(2N+1)\tilde{k}_1] \sum_l \cos[2\sqrt{\pi}(\theta_l - \theta_{l+1})], \quad (\text{S4a})$$

$$\mathcal{L}_{\text{CDW},2} = \frac{1}{u} \sum_N V_{p_z, p_z}(2N\mathbf{e}_x + 4\mathbf{e}_y) \cos[(2N)\tilde{k}_1] \sum_l \cos[2\sqrt{\pi}(\theta_l - \theta_{l+2})]. \quad (\text{S4b})$$

At half-filling, i.e. $\tilde{k}_1 = \pi/2$, we see that $\mathcal{L}_{\text{CDW},1} = 0$. It means that the charge-density wave instability is induced by the next-nearest neighbour inter-chain interaction. We checked that this interaction is much weaker than the tunneling $T_{\text{eff}}^{\parallel}$. It means that the smectic-metal phase discussed in the paper will be stable till low enough temperature.

Appendix D: Ground state structure of s -orbital fermions at $n = 1/2$

To look into the ground state of s -orbital fermions at $n = 1/2$, we express the average density $\langle \hat{n}_{\mathbf{i},s} \rangle = (1 + (-1)^{i_x+i_y}\delta)/2$, where δ is the order parameter. We also define the single-particle imaginary time Green functions $\mathcal{G}(\mathbf{i} - \mathbf{j}, \tau) = \langle \mathcal{T} \hat{a}_{\mathbf{i},s}(\tau) \hat{a}_{\mathbf{j},s}^\dagger(0) \rangle$, where \mathcal{T} denotes time-ordering. By following the procedure described in [3, 4] we find the following equations for \mathcal{G} in the momentum space

$$[\omega + \mu - 2V(1 - \delta')] G_1(\mathbf{k}, \omega) - \epsilon_{\mathbf{k}} G_2(\mathbf{k}, \omega) = 1, \quad (\text{S1a})$$

$$[\omega + \mu - 2V(1 + \delta')] G_2(\mathbf{k}, \omega) - \epsilon_{\mathbf{k}} G_1(\mathbf{k}, \omega) = 0, \quad (\text{S1b})$$

where the kinetic energy $\epsilon_{\mathbf{k}} = 2J_s(\cos k_x a + \cos k_y a)$, the effective potential $V = \sum_{\mathbf{i} \neq 0} V_{ss}(\mathbf{i})$, and $\delta' = \delta(\sum_{\mathbf{i} \in \text{odd}} V_{ss}(\mathbf{i}) - \sum_{\mathbf{i} \in \text{even}} V_{ss}(\mathbf{i}))/V$. In the position space $G_1(\mathbf{i})$ ($G_2(\mathbf{i})$) is equal to $\mathcal{G}(\mathbf{i})$ for $i_x + i_y$ even (odd). These mean field equations for G_1 and G_2 are similar to the ones found for extended Hubbard model, with a renormalized nearest neighbour interaction and density imbalance [3, 4]. Then, by solving equations (S1), we find that in the strong coupling limit $\delta = 1 - \frac{3J_s^2}{2V_{ss}^2(\mathbf{e}_x)}$ ($\delta \sim .98$ for $D = 8$ and $\hbar\Omega = 10E_R$). Thus our assumption of a checkerboard lattice with alternative sites occupied (like the one in Fig. 2(c) in the main text) is justified.

Appendix E: Transition temperature for Stoner Ferromagnetism and Charge-density wave instability of the p_z fermions for $n > 1/2$

In this section we discuss the appearance of Stoner Ferromagnetism and charge-density wave (CDW) instability of the p_z fermions. To do this we transform to momentum space and introduce charge fluctuations $\rho_{\mathbf{q}} = \sum_{\mathbf{k},s} c_{\mathbf{k}+\mathbf{q},s}^\dagger c_{\mathbf{k},s}$ and spin fluctuations $S_{\mathbf{q}} = \sum_{\mathbf{k},s} s c_{\mathbf{k}+\mathbf{q},s}^\dagger c_{\mathbf{k},s}$ operators ($s \in \{\uparrow, \downarrow\}$). Subsequently we rewrite Eq. (4) from the main text in the momentum space as

$$H_{\text{int}} = \frac{1}{4} \sum_{\mathbf{q}} (2V_{\uparrow\uparrow}\eta_{\mathbf{q}} + V_{\uparrow\downarrow}\beta_{\mathbf{q}}) \rho_{\mathbf{q}} \rho_{-\mathbf{q}} + \frac{1}{4} \sum_{\mathbf{q}} (2V_{\uparrow\uparrow}\eta_{\mathbf{q}} - V_{\uparrow\downarrow}\beta_{\mathbf{q}}) S_{\mathbf{q}} S_{-\mathbf{q}}, \quad (\text{S1})$$

where $\eta_{\mathbf{q}} = 2(\cos(q_x \tilde{a}) + \cos(q_y \tilde{a}))$ and $\beta_{\mathbf{q}} = 4(\cos(q_x \tilde{a}/2) \cos(q_y \tilde{a}/2))$. The system with interactions described by (S1) can manifest three possible magnetic instabilities: charge-density wave (CDW), spin-density wave (SDW), and ferromagnetic instability. At $\delta n = 1/4$ (each sub-lattice is half-filled with p_z -orbital fermions), as $\beta_{\mathbf{q}} = 0$ for nesting vector $\mathbf{q}\tilde{a} = (\pm\pi, \pm\pi)$, interaction in the spin channel becomes repulsive and therefore SDW order is absent. In the spin channel, the onset of an Stoner Ferromagnetism is given by the divergence of susceptibility with momentum $\mathbf{q} = (0, 0)$. This condition can be written as $\lambda_{\text{st}} \chi(0) = 1$, where $\lambda_{\text{st}} = \frac{1}{2} [V_{\uparrow\downarrow}\beta_0 - 2V_{\uparrow\uparrow}\eta_0]$, and the bare susceptibility $\chi(0) = \lim_{q \rightarrow 0} \int d\mathbf{p} Q_{\mathbf{q},\mathbf{p}}$ with $Q_{\mathbf{q},\mathbf{p}} = \frac{f(\epsilon_{\mathbf{p}}) - f(\epsilon_{\mathbf{p}-\mathbf{q}})}{\epsilon_{\mathbf{p}-\mathbf{q}} - \epsilon_{\mathbf{p}}}$. Here $f(\epsilon)$ is the Fermi distribution function and $\epsilon_{\mathbf{p}} = 2T_{\text{eff}}^\parallel (\cos(q_x \tilde{a}) + \cos(q_y \tilde{a}))$ is the dispersion relation. Consequently, in the limit of $T \rightarrow 0$, $\chi(0) = \int N(\epsilon) \partial_\epsilon f d\epsilon$ where the two-dimensional density of states

$$N(\epsilon) = K(\sqrt{1 - (\epsilon + \mu_p)^2 / 16T_{\text{eff}}^\parallel}) / 2\pi^2 T_{\text{eff}}^\parallel,$$

with $K(\cdot)$ being an elliptic integral of first kind. Substituting the density of states we get, $\chi(0) \approx N(T)$. As $\mu \rightarrow 0$, or density of p_z fermions are near $1/4$, due to the logarithmic divergence of K , the transition temperature for the Stoner Ferromagnetism is given by

$$T_{\text{st}} \approx 8T_{\text{eff}}^\parallel \exp \left[-\frac{2\pi^2 T_{\text{eff}}^\parallel}{\lambda_{\text{st}}} \right].$$

The case $V_0 = 8E_R$, around $D \sim 8$, $\lambda_{\text{st}}/2\pi^2 T_{\text{eff}}^\parallel \sim 0.1$, corresponds to a very low Stoner temperature $T_{\text{st}} \sim 10^{-4} T_{\text{eff}}^\parallel$.

Next we discuss the checkerboard charge-density wave structure due to the p_z fermions at $\delta n = 1/4$. Due to nesting, each fermionic component will be unstable towards CDW. In the density channel, the onset of an CDW is indicated by the divergence of susceptibility with momentum $\mathbf{q}\tilde{a} = (\pi, \pi)$. The condition for p_z fermion CDW can be written as $\lambda_{\text{CDW}} \chi(\pi, \pi) = -1$, where

$$\lambda_{\text{CDW}} = \frac{1}{4} [2V_{\uparrow\uparrow}\eta_{(\pi,\pi)} + V_{\uparrow\downarrow}\beta_{(\pi,\pi)}] = -2V_{\uparrow\uparrow},$$

and the bare susceptibility

$$\chi(\pi, \pi) = \lim_{\mathbf{q} \rightarrow (\pi, \pi), \omega \rightarrow T} \int d\mathbf{p} \frac{f(\epsilon_{\mathbf{p}}) - f(\epsilon_{\mathbf{p}-\mathbf{q}})}{\omega - \epsilon_{\mathbf{p}-\mathbf{q}} + \epsilon_{\mathbf{p}}} \approx (\log |8T_{\text{eff}}^{\parallel}/T|)^2 / 2\pi^2 T_{\text{eff}}^{\parallel}.$$

Subsequently, the transition temperature to the CDW is given by $T_{\text{CDW}} \approx 8T_{2,\parallel} \exp\left(-\pi\sqrt{T_{\text{eff}}^{\parallel}/V_{\uparrow\uparrow}}\right)$. For example, when $V_0 = 8E_R$, $\hbar\Omega = 10E_R$, and $D = 8$ we find that $T_{\text{CDW}} \approx 0.35J_s$ ($\sim 2\text{ nK}$). One should note that due to the relative shift of sub-lattices the resulting density modulation in this phase looks like stripes rather than the standard checkerboard structure as shown in Fig. S3B.

Appendix F: Derivation of effective interaction in the triplet channel

In this section we derive the p -wave interaction from the Kohn-Luttinger effective interaction in terms of the scattering momentum $\mathbf{q} = \mathbf{k} - \mathbf{k}'$. For this purpose we rewrite Eq. (6) from the original paper

$$V_{\text{eff } s,s}(\mathbf{q}) = V_{\uparrow\uparrow}\eta_{\mathbf{q}} - \sum_{\mathbf{p}} [(V_{\uparrow\uparrow}^2\eta_{\mathbf{q}}^2 + V_{\uparrow\downarrow}^2\beta_{\mathbf{q}}^2) Q_{\mathbf{q},\mathbf{p}} - 2V_{\uparrow\uparrow}^2\eta_{\mathbf{q}}\eta_{\mathbf{k}-\mathbf{p}}Q_{\mathbf{q},\mathbf{p}} - V_{\uparrow\uparrow}^2\eta_{\mathbf{k}'-\mathbf{p}}\eta_{\mathbf{k}-\mathbf{p}}Q_{\mathbf{k}+\mathbf{k}',\mathbf{p}}], \quad (\text{S1})$$

where $Q_{\mathbf{p},\mathbf{q}} = \frac{f(\epsilon(\mathbf{p})) - f(\epsilon(\mathbf{p}-\mathbf{q}))}{\epsilon(\mathbf{p}-\mathbf{q}) - \epsilon(\mathbf{p})}$ with $f(\cdot)$ being the Fermi distribution function.

First we put the expression of $\eta_{\mathbf{q}} = 2(\cos(q_x\tilde{a}) + \cos(q_y\tilde{a}))$ and $\beta_{\mathbf{q}} = 4(\cos(q_x\tilde{a}/2)\cos(q_y\tilde{a}/2))$ back to (S1). As we are interested in p -wave interaction, after expanding (S1) in terms of the momenta k_x, k'_x, k_y, k'_y , we keep terms proportional to $\sin k_x\tilde{a}\sin k'_x\tilde{a} + \sin k_y\tilde{a}\sin k'_y\tilde{a}$. In this way we get

$$\begin{aligned} \{V_{\text{eff}}(\mathbf{q})\} = & \left(2V_{\uparrow\uparrow} - \sum_{\mathbf{p}} Q_{\mathbf{q},\mathbf{p}} [4(V_{\uparrow\downarrow})^2 - 8(V_{\uparrow\uparrow})^2 \{\cos(k_x\tilde{a} - p_x\tilde{a}) + \cos(k_y\tilde{a} - p_y\tilde{a})\}] \right) (\sin k_x\tilde{a}\sin k'_x\tilde{a} + \sin k_y\tilde{a}\sin k'_y\tilde{a}) \\ & + 4(V_{\uparrow\uparrow})^2 \sum_{\mathbf{p}} Q_{\mathbf{q},\mathbf{p}} (\sin k_x\tilde{a}\sin k'_x\tilde{a}\sin^2 p_x\tilde{a} + \sin k_y\tilde{a}\sin k'_y\tilde{a}\sin^2 p_y\tilde{a}) \end{aligned} \quad (\text{S2})$$

where $\mathbf{q} = \mathbf{k} - \mathbf{k}'$. By converting sums to integrals in (S2) we have to compute terms of the form $\int d\mathbf{p} Q_{\mathbf{q},\mathbf{p}}$, $\int d\mathbf{p} \sin^2 p_x a_b Q_{\mathbf{q},\mathbf{p}}$, and $\int d\mathbf{p} \cos p_x a_b Q_{\mathbf{q},\mathbf{p}}$. In the limit of vanishing temperature $T \rightarrow 0$ we approximate all integrals $\int d\mathbf{p} G(\mathbf{p}) \frac{f(\epsilon(\mathbf{p})) - f(\epsilon(\mathbf{p}-\mathbf{q}))}{\epsilon(\mathbf{p}-\mathbf{q}) - \epsilon(\mathbf{p})} \approx \int N_{\text{eff}}(\epsilon, \mu) \partial_{\epsilon} f d\epsilon$ for arbitrary function $G(\mathbf{p})$. The effective density of states reads $N_{\text{eff}}(\epsilon, \mu) = \int d\mathbf{k} G(\mathbf{k}) \delta(\epsilon - \epsilon_{\mathbf{k}})$. We see that the only first term inside the third bracket in (S2) is not dressed by $\cos(p_x\tilde{a})$ or $\sin(p_x\tilde{a})$. Hence the effective density of states for this term contains Van-Hove singularity. All other terms with in (S2), due to the dressing by $\cos(p_x\tilde{a})$ or $\sin(p_x\tilde{a})$, are analytic. For convenience, we re-express $\{V_{\text{eff}}(\mathbf{q})\}_- = -\lambda(T, \mu)(\sin(k_x\tilde{a})\sin(k'_x\tilde{a}) + \sin(k_y\tilde{a})\sin(k'_y\tilde{a}))$, where $\lambda(T, \mu) = 2V_{\uparrow\uparrow} + \frac{V_{\uparrow\uparrow}^2}{\pi T_{\text{eff}}^{\parallel}} F_1(T, \mu) - \frac{V_{\uparrow\uparrow}^2}{\pi T_{\text{eff}}^{\parallel}} F_2(T, \mu)$. The functions F_1 and F_2 are given by

$$F_1 = \frac{4}{\pi} F\left(1 - (T + |\mu|)^2 / (4T_{\text{eff}}^{\parallel})^2\right), \quad (\text{S3a})$$

$$F_2 = \frac{2}{\pi} K\left([1 - (T + |\mu|)^2 / (4T_{\text{eff}}^{\parallel})^2]\right), \quad (\text{S3b})$$

where $F(x) = E(x) - (1-x)K(x)$ with $K(\cdot)$ being the Elliptic integral of the first kind and $E(\cdot)$ is the Elliptic integral of the second kind. Then we can write the BCS equation for the transition temperature T_c as [5]

$$V_p N_{\text{eff}}(0, \mu) \log \left| \left(1 - \left[\frac{\mu}{4T_{\text{eff}}^{\parallel}} \right]^2 \right)^{1/2} \frac{4T_{\text{eff}}^{\parallel}}{T_c} \right| = 1, \quad (\text{S4})$$

where the effective density of state is given by

$$N_{\text{eff}}(\epsilon, \mu) = \sum_{\mathbf{k}} \delta(\epsilon + \mu - \epsilon_{\mathbf{k}}) \sin^2(k_x a_b) \approx F\left(1 - (\epsilon + |\mu|)^2 / (4T_{\text{eff}}^{\parallel})^2\right) / \pi^2 T_{\text{eff}}^{\parallel}. \quad (\text{S5})$$

As discussed in the main text, the ground state has a checkerboard density pattern due to the s fermions and p -wave superfluid p_z fermions at temperature below T_c . From previous section in the supplementary material, we see that at $\delta n = 1/4$ (half filled p_z fermions for the red and blue lattices), the transition temperatures for the p_z fermion CDW and p_z fermion superfluidity are similar. This will result in a competition or co-existence between both instabilities for the p_z orbital fermions. A detailed account of such scenario is beyond the scope of this paper.

-
- [1] B. Capogrosso-Sansone, et.al, Phys. Rev. Lett. **104**, 125301 (2010).
 - [2] K. Mielsonson, and J. K. Freericks, Phys. Rev. A **83**, 043609 (2011).
 - [3] M. Yu. Kagan, K. I. Kugel, and D. I. Khomskii, JETP **93**, 415 (2001).
 - [4] D.I. Khomskii, Preprint of the P.N. Lebedev Physics Institute no. 105 (1969).
 - [5] R. Micnas, J. Ranninger, S. Robaszkiewicz, Rev. Mod. Phys. **62**, 113 (1990).