

Bottleneck Non-Crossing Matching in the Plane*

A. Karim Abu-Affash Paz Carmi Matthew J. Katz Yohai Trabelsi

Department of Computer Science, Ben-Gurion University, Israel
{abuaffas,carmip,matya,yohayt}@cs.bgu.ac.il

October 16, 2018

Abstract

Let P be a set of $2n$ points in the plane, and let M_C (resp., M_{NC}) denote a bottleneck matching (resp., a bottleneck non-crossing matching) of P . We study the problem of computing M_{NC} . We first prove that the problem is NP-hard and does not admit a PTAS. Then, we present an $O(n^{1.5} \log^{0.5} n)$ -time algorithm that computes a non-crossing matching M of P , such that $bn(M) \leq 2\sqrt{10} \cdot bn(M_{NC})$, where $bn(M)$ is the length of a longest edge in M . An interesting implication of our construction is that $bn(M_{NC})/bn(M_C) \leq 2\sqrt{10}$.

*Work by A.K. Abu-Affash was partially supported by a fellowship for doctoral students from the Planning & Budgeting Committee of the Israel Council for Higher Education, and by a scholarship for advanced studies from the Israel Ministry of Science and Technology. Work by A.K. Abu-Affash and Y. Trabelsi was partially supported by the Lynn and William Frankel Center for Computer Sciences. Work by P. Carmi was partially supported by grant 2240-2100.6/2009 from the German Israeli Foundation for scientific research and development, and by grant 87212211 from the Israel Science Foundation. Work by M. Katz was partially supported by grant 1045/10 from the Israel Science Foundation. Work by M. Katz and P. Carmi was partially supported by grant 2010074 from the United States – Israel Binational Science Foundation.

1 Introduction

Let P be a set of $2n$ points in the plane. A *perfect matching* M of P is a perfect matching in the complete Euclidean graph induced by P . Let $bn(M)$ denote the length of a longest edge of M . A *bottleneck matching* M_C of P is a perfect matching of P that minimizes $bn(\cdot)$. A *non-crossing matching* of P is a perfect matching whose edges are pairwise disjoint. In this paper, we study the problem of computing a bottleneck non-crossing matching of P ; that is, a non-crossing matching M_{NC} of P that minimizes $bn(\cdot)$, where only non-crossing matchings of P are being considered.

The non-crossing requirement is quite natural, and indeed many researches have considered geometric problems dealing with crossing-free configurations in the plane; see, e.g. [2–5, 14]. In particular, (bottleneck) non-crossing matching is especially important in the context of layout of VLSI circuits [11] and operations research. It is easy to see that there always exists a non-crossing matching of P (e.g., match each point with the first point to its right). Actually, any minimum weight matching of P is non-crossing. However, as shown in Figure 1, which is borrowed from [6], the length of a longest edge of a minimum weight matching can be much larger than that of a bottleneck non-crossing matching.

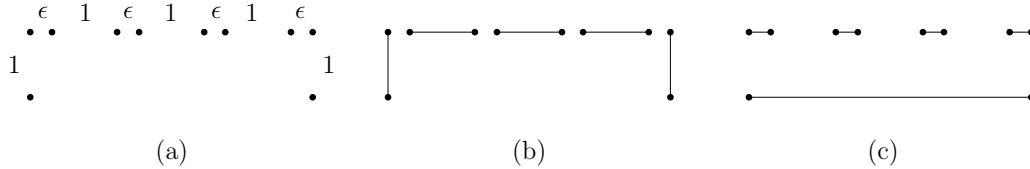


Figure 1: (a) The set P . (b) A bottleneck non-crossing matching M_1 of P . (c) A minimum weight matching M_2 of P . Notice that $bn(M_2)/bn(M_1) \rightarrow n - 2$.

1.1 Related work

Matching problems play an important role in graph theory, and thus have been studied extensively, see [13]. The various matching algorithms developed for general weighted graphs of course apply in our setting. However, it turns out that one can do better in the case of points in the plane. Vaidya [15] presented an $O(n^{5/2} \log^4 n)$ -time algorithm for computing a minimum weight matching, based on Edmonds' $O(n^3)$ algorithm. Subsequently, Varadarajan [16] described an $O(n^{3/2} \log^5 n)$ -time algorithm for this problem. For the bipartite version, Vaidya [15] presented an $O(n^{5/2} \log n)$ -time algorithm and Agarwal et al. [1] presented an $O(n^{2+\epsilon})$ -time algorithm; both algorithms are based on the Hungarian method [13]. As for bottleneck matching, Chang et al. [7] obtained an $O(n^{3/2} \log^{1/2} n)$ -time algorithm for computing a bottleneck matching, by proving that such a matching is contained in the 17RNG. Efrat and Katz [9] extended this result to higher dimensions. For the bipartite version, Efrat et al. [8] presented an $O(n^{3/2} \log n)$ -time algorithm. Algorithms

for other kinds of matchings, as well as approximation algorithms for the problems above, have also been developed.

Self-crossing configurations are often undesirable and might even imply an error condition; for example, a potential collision between moving objects, or inconsistency in the layout of a circuit. Many of the structures studied in computational geometry are non-crossing, for instance, minimum spanning tree, minimum weight matching, Voronoi diagram, etc. Jansen and Woeginger [10] proved that deciding whether there exists a non-crossing matching of a set of points with integer coordinates, such that all edges are of length *exactly* d , for a given integer $d \geq 2$, is NP-complete. Carlsson and Armbruster [6] proved that the bipartite version of the bottleneck non-crossing matching problem is NP-hard. Alon et al. [4] considered the problem of computing the longest (i.e., maximum weight) non-crossing matching of a set of points in the plane. They presented an approximation algorithm that computes a non-crossing matching of length at least $2/\pi$ of the length of the longest non-crossing matching. Aloupis et al. [5] considered the problem of finding a non-crossing matching between points and geometric objects in the plane. See also [2, 3, 14] for results related to non-crossing matching.

1.2 Our results

We begin by proving (in Section 2) that the problem of computing M_{NC} is NP-hard. Our proof is based on a reduction from the planar 3-SAT problem, and is influenced by the proof of Carlsson and Armbruster mentioned above. As a corollary we obtain that the problem does not admit a PTAS. Next, in Section 3, we present an algorithm for converting any (crossing) matching M_{\times} into a non-crossing matching $M_{=}$, such that $bn(M_{=}) \leq 2\sqrt{10} \cdot bn(M_{\times})$. The algorithm consists of two stages: converting M_{\times} into an intermediate (crossing) matching M'_{\times} with some desirable properties, and using M'_{\times} as a “template” for the construction of $M_{=}$. The algorithm implies that (i) $M_{\text{NC}}/M_{\text{C}} \leq 2\sqrt{10}$, and (ii) one can compute, in $O(n^{3/2} \log^{1/2} n)$ -time, a non-crossing matching M , such that $bn(M) \leq 2\sqrt{10} \cdot bn(M_{\text{NC}})$. We are not aware of any previous constant-factor approximation algorithm for the problem of computing M_{NC} . In the full version of this paper, we also present an $O(n^3)$ -algorithm, based on dynamic programming, for computing M_{NC} when the points of P are in convex position.

2 Hardness Proof

In this section, we prove the following theorem. Our proof is influenced by the proof of Carlsson and Armbruster for the bipartite version [6].

Theorem 2.1. *Let P be a set of $2n$ points in the plane. Then, computing a bottleneck non-crossing matching of P is NP-hard.*

Proof: The proof is based on a reduction from the planar 3-SAT problem. Given a 3-CNF formula F with n variables $X = \{x_1, x_2, \dots, x_n\}$ and m clauses $Y = \{C_1, C_2, \dots, C_m\}$, let $G_F = (V, E)$ be the graph of F , i.e., $V = X \cup Y$ and $E = \{(x_i, C_j) : x_i \text{ appears in } C_j \text{ (either negated or unnegated)}\}$. If G_F is planar, then F is called a planar 3-CNF formula. The planar 3-SAT problem is to determine whether a given planar 3-CNF formula F is satisfiable; the problem is NP-complete [12].

Let F be a planar 3-SAT formula. We construct, in polynomial time, a set P of points in the plane, such that F is satisfiable if and only if there exists a non-crossing matching of P with bottleneck 1. Consider the graph G_F . It is well known that G_F can be embedded in the plane in polynomial time.

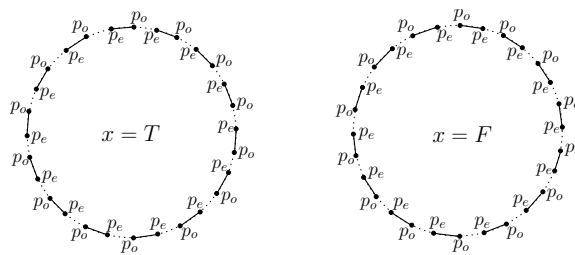


Figure 2: The true and the false matchings of a variable x .

Variables. Each variable $x_i \in X$ is mapped to a circuit s_i of an even number of points, where the distance between any two adjacent points is 1. We mark the points of s_i alternately by p_o and p_e . Each circuit s_i can be partitioned into pairs of adjacent points in two ways. We arbitrarily associate one of them with the assignment $x_i = T$ and call it the “true matching”, and the other with the assignment $x_i = F$ and call it the “false matching”; see Figure 2. Thus, the value of x_i will determine the matching on s_i , and vice versa.

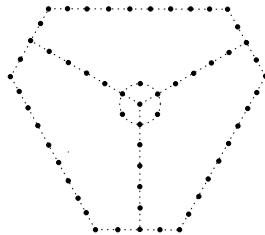


Figure 3: The hexagon h_j corresponding to the clause C_j .

Clauses. Each clause $C_j \in Y$ is mapped to a hexagonal component h_j of points, where the distance between any two adjacent points is 1, as shown in Figure 3.

Edges. Each edge (x_i, C_j) between a variable x_i and a clause C_j is mapped to a path $l_{i,j}$ of an even number of points, where the distance between any two adjacent points is

1, that begins and ends at two different points of s_i and intersects the hexagon h_j , as described below.

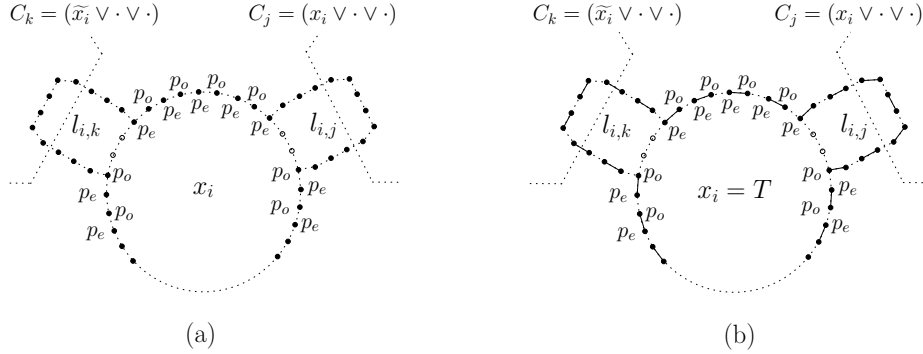


Figure 4: The paths between x_i and the clauses C_j and C_k . Since x_i appears unnegated in C_j and negated in C_k , $l_{i,j}$ begins at p_e and ends at p_o , and $l_{i,k}$ begins at p_o and ends at p_e .

Assume that x_i appears unnegated in clause C_j and negated in clause C_k , i.e., $C_j = (x_i \vee \cdot \vee \cdot)$ and $C_k = (\tilde{x}_i \vee \cdot \vee \cdot)$. Consider the points of s_i in clockwise order. For the unnegated instance, we select 4 consecutive points p_e, p_o, p_e, p_o of s_i , connect $l_{i,j}$ to the first and last of these points, and remove the middle two points; see Figure 4(a). And, for the negated instance, we select 4 consecutive points p_o, p_e, p_o, p_e , connect $l_{i,k}$ to the first and last of these points, and remove the middle two points. Notice that, as for circuits, a path can be partitioned into pairs of adjacent points in two ways. The value of x_i and whether or not it appears negated in the clause will determine which of these two matchings will be the matching on the path, see below.

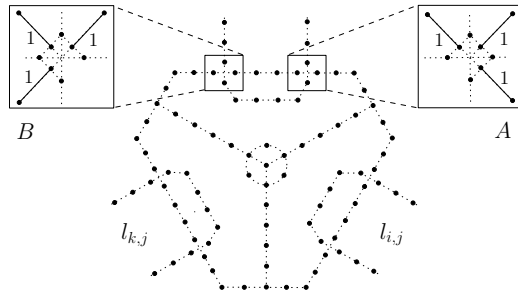


Figure 5: The intersection between C_j and the variables appearing in it.

The intersection between $l_{i,j}$ and the hexagon h_j representing C_j is shown in Figure 5. $l_{i,j}$ intersects h_j such that six of its points lie inside h_j and the other lie outside h_j . We would like to prevent situations where a point of $l_{i,j}$ is matched to a point of h_j . To this end, we add 3 pairs of points around each of the two junctions involving $l_{i,j}$ and h_j , see

squares A and B in Figure 5. This forces the points of $l_{i,j}$ to be matched to each other.

Notice that in the true (resp., false) matching of s_i , if x_i appears unnegated (resp., negated) in C_j , then the six points of $l_{i,j}$ in h_j are matched to each other (see Figure 4(b)), and, if x_i appears negated (resp., unnegated) in C_j , then the two extreme points among these six points are matched to points outside h_j .

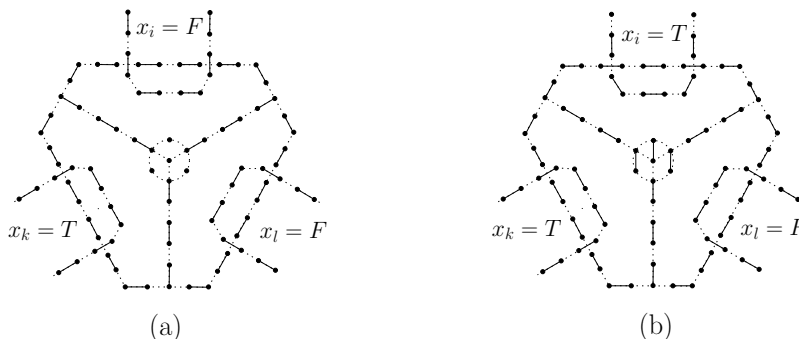


Figure 6: $C_j = (x_i \vee \widetilde{x}_k \vee x_l)$. (a) Assigning values to the variables x_i, x_k, x_l so that the value of each of the corresponding literals is false, ensures that a matching on h_j with bottleneck 1 does not exist. (b) Assigning value to the variables so that the value of at least one of the literals is true, ensures that such a matching does exist.

To see the correctness of the reduction, consider Figure 6. First observe that there exists a matching on h_j with bottleneck 1 if, and only if, for at least one of the three paths intersecting h_j , its six points lying in h_j are matched to each other (i.e., the value of the corresponding literal is true). Indeed, in Figure 6(a), the value of each of the three literals of C_j is false, ensuring that a matching on h_j with bottleneck 1 does not exist. And, in Figure 6(b), the value of one of the literals (x_i) of C_j is true, ensuring that such a matching does exist. Notice that if the value of \widetilde{x}_k and/or x_l were also true, then one could still use the same matching on h_j .

Conversely, assume there exists a matching with bottleneck 1 and consider the truth assignment implied by the matchings on the circuits. We need to verify that each of the clauses is satisfied by this truth assignment. Let h_j be the hexagon representing C_j . Since there exists a matching on h_j with bottleneck 1, then, for at least one of the paths intersecting h_j , its six internal points are necessarily matched to each other. But this implies, as noted above, that the value of the corresponding literal, and therefore of C_j , is true. ■

Finally, we observe that if one can find a non-crossing matching of bottleneck less than $3\sqrt{2}/4$, then one can solve the planar 3-SAT problem in polynomial time. This bound is obtained from examining the additional points that are added to each hexagon (see squares

A and B in Figure 5).

Corollary 2.2. *The problem of computing a bottleneck non-crossing matching does not admit a PTAS, unless $P=NP$.*

3 Approximation Algorithm

Let P be a set of $2n$ points in general position in the plane. The *bottleneck* of a perfect matching M of P , denoted $bn(M)$, is the length of a longest edge of M . Let M_\times be a perfect matching of P . In this section we show how to convert M_\times into a non-crossing perfect matching $M_=_$ of P , such that $bn(M_=_) \leq 2\sqrt{10} \cdot bn(M_\times)$.

Set $\delta = bn(M_\times)$. We begin by laying a grid of edge length $2\sqrt{2}\delta$. W.l.o.g. assume that each of the points in P lies in the interior of some grid cell. Consider an edge e of M_\times . Since e is of length at most δ , it is either contained in a single grid cell, or its endpoints lie in two adjacent cells (i.e., in two cells sharing a side or only a corner). In the former case, we say that e is *internal*, and in the latter case, we say that e is *external*. We distinguish between two types of external edges: a *straight* external edge (or s-edge for short) connects between a pair of points in two cells that share a side, while a *diagonal* external edge (or d-edge for short) connects between a pair of points in two cells that share only a corner. Finally, the *degree* of a grid cell C , denoted $deg(C)$, is the number of external edges with an endpoint in C .

Our algorithm consists of two stages. In the first stage we convert M_\times into another perfect matching M'_\times , such that (i) each edge of M'_\times is either contained in a single cell, or connects between a pair of points in two adjacent cells, (ii) for each grid cell C , $deg(C) \leq 4$ and these $deg(C)$ edges connect C to $deg(C)$ of its adjacent cells, and (iii) some additional properties hold (see below). In the second stage, we construct the matching $M_=_$ according to M'_\times , such that there is a one-to-one correspondence between the external edges of M'_\times and the external edges of $M_=_$. That is, there exists an edge in M'_\times connecting between two adjacent cells C_1 and C_2 if and only if there exists such an edge in $M_=_$. However, the endpoints of an external edge of $M_=_$ might be different than those of the corresponding edge of M'_\times .

The second stage itself consists of two parts. In the first part, we consider each non-empty grid cell separately. When considering such a cell C , we first determine the at most four points that will serve as endpoints of the external edges of C (as dictated by M'_\times). Next, we construct a non-crossing matching for the remaining points in C . In the second part of this stage, we add the external edges between the points that were chosen as endpoints for these edges in the first part.

We now describe each of the stages in detail.

3.1 Stage 1

In this stage we convert M_\times into M'_\times . We do it by applying a sequence of reduction rules to the current matching, starting with M_\times . Each of the rules is applied multiple times, as long as there is an instance in the current matching to which it can be applied. When there are no more such instances, we move to the next rule in the sequence.



Figure 7: Rule I (left) and Rule II (right). The solid edges are replaced by the dashed edges.

We associate a d-edge connecting between two cells with the corner shared by these cells.

Rule I is applied to a pair of d-edges associated with the same corner and connecting between the same pair of cells, see Figure 7. The d-edges are replaced by a pair of internal edges.

Rule II is applied to a pair of d-edges associated with the same corner and connecting between different pairs of cells, see Figure 7. The d-edges are replaced by a pair of s-edges. Notice that when we are done with Rule I, each corner has at most two d-edges associated with it, and if it has two, then they connect between different pairs of cells. Moreover, when we are done with Rule II, each corner has at most one d-edge associated with it. Finally, since the length of a d-edge is at most δ , any edge created by Rule I or Rule II is contained in the disk $D_\delta(a)$ of radius δ centered at the appropriate corner a .

A d-edge associated with a corner a defines a triangular *danger zone* in each of the two other cells sharing a , see Figure 8(a). A danger zone is semi-open; it does not include the hypotenuse. Let $S_\delta(a)$ denote the square that two of its sides are the hypotenuses of the danger zones defined by the d-edge associated with a . Notice that if p is a point in cell C that is not in the danger zone in C , then one cannot draw a d-edge between C_1 and C_2 , with endpoints in the interior of $S_\delta(a)$, that passes through p .

Rule III is applied to a d-edge e_1 and an edge e_2 with an endpoint in a danger zone defined by e_1 , see Figure 8(b–d). We distinguish between two cases. If e_2 is a s-edge, then, by the claim below, its other endpoint is in one of the cells C_1 or C_2 . In this case, we replace e_1 and e_2 with an internal edge and a s-edge, see Figure 8(b). If e_2 is an internal edge, then consider the other endpoint q of e_2 . If q is not in a danger zone in C defined by another d-edge, then replace e_1 and e_2 with two s-edges, see Figure 8(c). If, however, q is in a

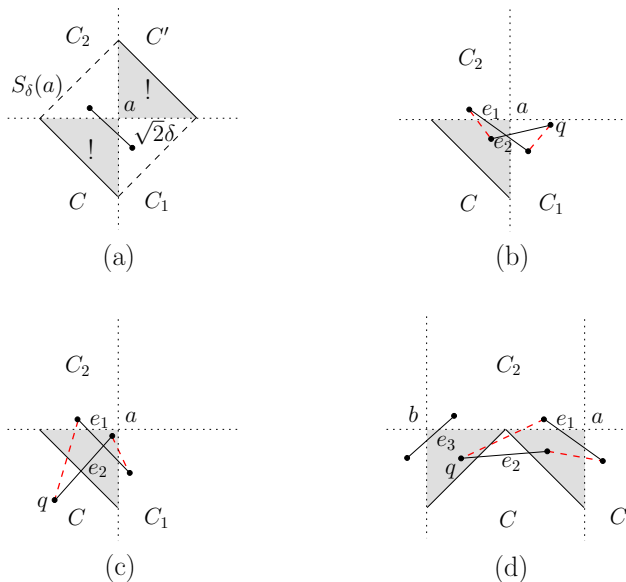


Figure 8: (a) The danger zones defined by a d-edge. Rule III: (b) e_2 is a s-edge. (c) e_2 is an internal edge and q is not in another danger zone. (d) e_2 is an internal edge and q is in another danger zone.

danger zone in C defined by another d-edge e_3 , then, by the claim below, e_3 is associated with one of the two corners of C adjacent to the corner a (to which e_1 is associated), and therefore, either C_1 or C_2 contains an endpoint of both e_1 and e_3 . Replace e_1 and e_2 with two s-edges, such that one of them connects q to the endpoint of e_1 that is in the cell that also contains an endpoint of e_3 , see Figure 8(d).

Claim 3.1. *Consider Figure 8. In an application of Rule III, (i) if e_2 is a s-edge, then its other endpoint q is in one of the cells C_1 or C_2 , and (ii) if q is in a danger zone defined by another d-edge e_3 associated with corner b , then \overline{ab} is a side of C and the danger zone containing q is on the side of b containing a .*

Proof. Statement (i) is surely true just before the first application of Rule III, since the length of e_2 then is at most δ . (Notice that a s-edge created by Rule II cannot have an endpoint in a danger zone.) For the same reason, Statement (ii) is surely true just before the first application of Rule III. (Notice that if e_2 is an internal edge created by Rule I, then it is contained in one of the two danger zones defined by e_1 .) It remains to verify that if e_2 was created by a previous application of Rule III, then both statements are still true. Indeed, if e_2 is a s-edge created by a previous application of Rule III, then it had to be an application of the type depicted in Figure 8(d), and the replacement instructions for this type ensure that Statement (i) is true. As for Statement (ii), if e_2 was created by an

application of Rule III, then, since q was an endpoint of a d-edge that was removed by the application of Rule III, it is not in a danger zone. ■

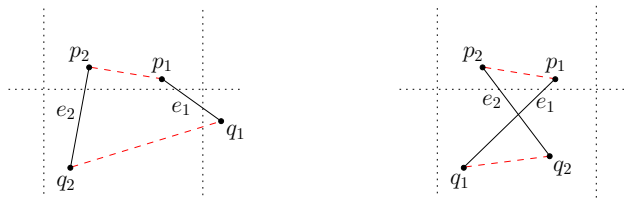


Figure 9: Rule IV (left) and Rule V (right).

Let $C(p)$ denote the cell containing point p .

Rule IV is applied to a d-edge $e_1 = (p_1, q_1)$ and to a s-edge $e_2 = (p_2, q_2)$, such that $C(p_1) = C(p_2)$ and $C(q_1)$ and $C(q_2)$ share a side, see Figure 9. e_1 and e_2 are replaced by an internal edge and a s-edge.

Rule V is applied to a pair of s-edges $e_1 = (p_1, q_1)$ and $e_2 = (p_2, q_2)$, such that $C(p_1) = C(p_2)$ and $C(q_1) = C(q_2)$, see Figure 9. e_1 and e_2 are replaced by a pair of internal edges.

Let M'_\times be the matching that is obtained after applying Rules I-V. The following lemma summarizes some of the properties of M'_\times ; its proof follows immediately from the discussion above.

Lemma 3.2. M'_\times has the following properties:

1. Each edge is either contained in a single cell, or connects between a pair of points in two adjacent cells.
2. A corner has at most one d-edge associated with it.
3. A d-edge is of length at most δ .
4. The two danger zones defined by a d-edge e are empty of points of P .
5. For each grid cell C , $\deg(C) \leq 4$ and these $\deg(C)$ edges connect C to $\deg(C)$ of its adjacent cells.
6. If e is a d-edge in M'_\times connecting between cells C_1 and C_2 , and C is a cell sharing a side with both C_1 and C_2 , then there is no s-edge in M'_\times connecting between C and either C_1 or C_2 .

3.2 Stage 2

In this stage we construct $M_=_$ according to M'_\times . This stage consists of two parts.

3.2.1 Part 1: Considering each cell separately

In this part we consider each non-empty grid cell separately. Let C be a non-empty grid cell and set $P_C = P \cap C$. We have to determine which of the points in C will serve as endpoints of external edges. The rest of the points will serve as endpoints of internal edges. We have to consider both types of external edges, d-edges and s-edges. We first consider the d-edges, then the s-edges, and, finally, after fixing the endpoints of the external edges, we form the internal edges.

For each corner a of C that has a d-edge (with endpoint in C) associated with it in M'_\times , consider the line through a supporting C and parallel to its appropriate diagonal, and pick the point p_a in C that is closest to this line as the endpoint (in C) of the corresponding d-edge in M_- . By Lemma 3.2 (Property 3), $P_C \cap D_\delta(a) \neq \emptyset$, and therefore the distance between p_a and a is less than $\sqrt{2}\delta$. Moreover, since the length of a side of C is $2\sqrt{2}\delta$, each of the relevant corners is assigned a point of its own. Observe also that a d-edge in M_- with endpoint in C will not cross any of the s-edges in M_- with endpoint in C . This follows from Lemma 3.2 (Property 6). We thus may ignore the points in C that were chosen as endpoints of d-edges, and proceed to choose the endpoints of the s-edges.

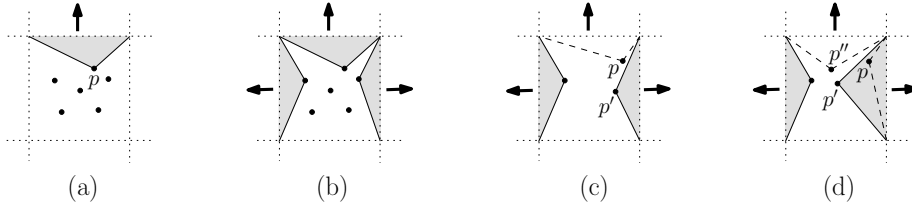


Figure 10: (a) $\Delta(p, \text{“up”})$. Procedure 1: (b) $D = \{\text{“left”}, \text{“up”}, \text{“right”}\}$ and $|Q| = 3$. (c) $p \notin \Delta(p', \text{“right”})$ and p is assigned to “up”. (d) $p \in \Delta(p', \text{“right”})$ and p is assigned to “right”; p'' will be assigned to “up”.

Let $\Delta(p, dir)$ denote the triangle whose corners are p and the two corners of C in direction dir , where $dir \in \{\text{“up”}, \text{“down”}, \text{“left”}, \text{“right”}\}$; see Figure 10(a). If there is only one s-edge in M'_\times with endpoint in C , and its direction is dir , then we pick the extreme point in direction dir as the endpoint (in C) of the corresponding s-edge in M_- . Assume now that there are k , $2 \leq k \leq 4$, s-edges in M'_\times with endpoints in C . We pick the k endpoints (in C) of the corresponding s-edges in M_- according to the recursive procedure below.

Lemma 3.3. *The s-edges in M_- with endpoints in C do not cross each other.*

Proof. By induction on k . If $k = 1$, then there is nothing to prove. Assume $k \geq 2$ and consider Procedure 1. If $|Q| = k$, then, for each $p_i \in Q$, the triangle $\Delta(p_i, dir_i)$ is empty, see Figure 10(b). Therefore, any two s-edges, one with endpoint p_i and direction dir_i and another with endpoint p_j and direction dir_j , $i \neq j$, do not cross each other. If $|Q| < k$,

Procedure 1 PickEndpoints (a cell C , a set of directions $D = \{dir_1, \dots, dir_k\}$)

```

1:  $Q \leftarrow \emptyset$ 
2: for each direction  $dir_i \in D$  do
3:   let  $p_i$  be the extreme point in direction  $dir_i$ 
4:    $Q \leftarrow Q \cup \{p_i\}$ 
5: if  $|Q| = k$  then
6:   assign  $p_i$  to direction  $dir_i, i = 1, \dots, k$ 
7:   Return( $Q$ )
8: let  $p \in Q$  be a point that is the extreme point in two directions  $dir_i, dir_j \in D$ 
9:  $Q' \leftarrow$  PickEndpoints( $C \setminus \{p\}, D \setminus \{dir_i\}$ )
10: let  $p' \in Q'$  be the point assigned to direction  $dir_j$ 
11: if  $p \notin \Delta(p', dir_j)$  then
12:   assign  $p$  to direction  $dir_i$ 
13: else
14:    $Q' \leftarrow$  PickEndpoints( $C \setminus \{p\}, D \setminus \{dir_j\}$ )
15:   assign  $p$  to direction  $dir_j$ 
16: Return( $Q' \cup \{p\}$ )

```

then, since $k \geq 2$, the directions dir_i and dir_j are not a pair of opposite directions. Now, if p , the extreme point in directions dir_i and dir_j , is not in $\Delta(p', dir_j)$ (Figure 10(c)), then $|Q' \cup \{p\}| = k$ and each of the corresponding k triangles is empty. If, however, $p \in \Delta(p', dir_j)$ (Figure 10(d)), then let p'' be the point assigned to direction dir_i by the call to PickEndpoints in Line 14. We claim that $p \notin \Delta(p'', dir_i)$. Indeed, if p were in $\Delta(p'', dir_i)$, then either $p'' \in \Delta(p', dir_j)$ or $p' \in \Delta(p'', dir_i)$, contradicting in both cases the induction hypothesis for $k - 1$. ■

We are now ready to form the internal edges. Let $P_C^E \subseteq P_C$ be the set of points that were chosen as endpoints of external edges, and set $P_C^I = P_C \setminus P_C^E$. We show below that P_C^I is contained in the interior of a convex region $R \subseteq C$, such that any external edge with endpoint in C does not intersect the interior of R . Hence, if we form the internal edges by visiting the points in P_C^I from left to right and matching each odd point with the next point in the sequence, then the resulting edges do not cross each other and do not cross any of the external edges.

It remains to define the convex region R . For each endpoint p_i of a s-edge, draw a line l_i through p_i that is parallel to the side of C crossed by the s-edge. Let h_i be the half-plane defined by l_i and not containing the s-edge, and set $R_i = h_i \cap C$. Similarly, for each endpoint p_a of a d-edge, draw a line l_a through p_a that is parallel to the appropriate diagonal of C . Let h_a be the half-plane defined by l_a and not containing the d-edge, and set $R_a = h_a \cap C$. Finally, set $R = (\cap\{R_a\}) \cap (\cap\{h_i\})$. It is clear that R is convex and that any external edge with endpoint in C does not intersect the interior of R . Moreover, by

the way we chose the endpoints of the d-edges and s-edges, it is clear that P_C^I is contained in the interior of R .

3.2.2 Part 2: Putting everything together

In this part we form the external edges of M_- . For each external edge of M'_\times connecting between cells C_1 and C_2 , let p (resp., q) be the point that was chosen as the endpoint in C_1 (resp., in C_2) of the corresponding edge of M_- , and match p with q .

We have already shown that if e_1 and e_2 are two edges of M_- , for which there exists a grid cell containing an endpoint of both e_1 and e_2 , then e_1 and e_2 do not cross each other. It remains to verify that a d-edge e of M_- connecting between C_1 and C_2 cannot cause any trouble in the cell C through which it passes. Notice that $e \cap C$ is contained in the danger zone in C defined by e (or, more precisely, by the d-edge of M'_\times corresponding to e). But, by Lemma 3.2 (Property 4), this danger zone is empty of points of P , thus e cannot cross an internal edge contained in C . Moreover, Lemma 3.2 (Property 2) guarantees that there is no d-edge in M_- crossing e , and Lemma 3.2 (Property 6) guarantees that there is no s-edge crossing e . We conclude that e does not cause any trouble in C .

Finally, observe that $bn(M_-) \leq 2\sqrt{10}\delta = 2\sqrt{10} \cdot bn(M_\times)$. This is true since the length of a d-edge in M_- is at most $2\sqrt{2}\delta$ (i.e., the diagonal of $S_\delta(a)$), the length of an internal edge in M_- is at most 4δ (i.e., the diagonal of a single cell), and the length of a s-edge in M_- is at most $2\sqrt{10}\delta$ (i.e., the diagonal of a pair of cells sharing a side).

The following theorem summarizes the main results of this section.

Theorem 3.4. *Let P be a set of $2n$ points in the plane. Let M_C (resp., M_{NC}) be a bottleneck matching (resp., a bottleneck non-crossing matching) of P . Then,*

1. $\frac{bn(M_{\text{NC}})}{bn(M_C)} \leq 2\sqrt{10}$.
2. One can compute in $O(n^{1.5} \log^{0.5} n)$ time a non-crossing matching M of P , such that $bn(M) \leq 2\sqrt{10} \cdot bn(M_{\text{NC}})$.

Proof. 1. By applying the algorithm of this section to M_C , we obtain a non-crossing matching M , such that $bn(M_{\text{NC}}) \leq bn(M) \leq 2\sqrt{10} \cdot bn(M_C)$.

2. Compute M_C in $O(n^{1.5} \log^{0.5} n)$ time, using the algorithm of Chang et al. [7]. Then, apply the algorithm of this section to M_C to obtain a non-crossing matching M , such that $bn(M) \leq 2\sqrt{10} \cdot bn(M_C) \leq 2\sqrt{10} \cdot bn(M_{\text{NC}})$. It is easy to see that the time complexity of the latter stage is only $O(n \log n)$. ■

Remarks. 1. We can improve the approximation ratio to $(1 + \sqrt{2})\sqrt{5}$ by reducing the cell size to $1 + \sqrt{2}$, and picking the endpoints of the d-edges more carefully.

2. There exists a set P of $2n$ points in the plane, for which $bn(M_{\text{NC}}) \geq \frac{\sqrt{85}}{8} \cdot bn(M_C)$; see Figure 11.

3. It is interesting to note that in the bipartite version, the ratio $bn(M_{\text{NC}})/bn(M_C)$ can be linear in n , even if the red and blue points are separated by a line; see Figures 12.

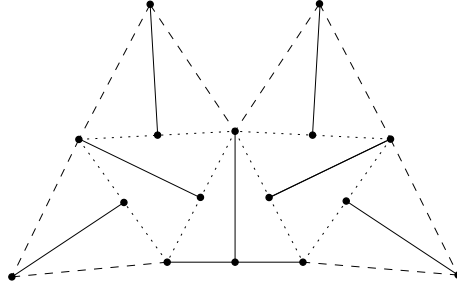


Figure 11: The length of the solid edges is 1 and the length of the dashed edges is $\sqrt{85}/8$. The bottleneck (crossing) matching consists of the 8 solid edges, while any bottleneck non-crossing matching must use at least one of the dashed edges.

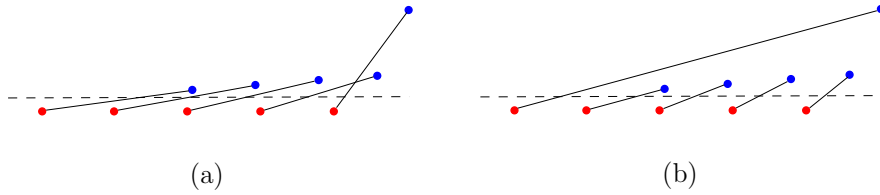


Figure 12: (a) Crossing and (b) non-crossing matching of n blue and n red points separated by a line.

4 Solving Special Cases

In this section, we consider two special cases of the BNCM problem: when the points of P are in convex position, i.e., the points in P form the vertices of a convex polygon, and when the points are located on a circle.

4.1 Matching Points in Convex Position

Let $\{p_1, p_2, \dots, p_{2n}\}$ denote the vertices of the convex polygon, that is obtained by connecting the points in P , ordered in clockwise-order with an arbitrary first point p_1 ; see Figure 13. Notice that, a non-crossing perfect matching in $\{p_1, p_2, \dots, p_{2n}\}$ always exists. Let M^* be an optimal matching of P , i.e., a non-crossing matching with minimum bottleneck. We first observe that, for each edge (p_i, p_j) in M^* , $i + j$ is odd. According to this observation, we define the following weight function

$$w_{i,j} = \begin{cases} |p_i p_j| & : \text{if } i + j \text{ is odd;} \\ \infty & : \text{otherwise.} \end{cases}$$

Notice also that, for any $1 \leq i < j \leq 2n$, since the points in $\{p_1, p_2, \dots, p_{2n}\}$ are in convex position, so are the points in $\{p_i, p_{i+1}, \dots, p_j\}$. Let $M[i, j]$ denote the bottleneck

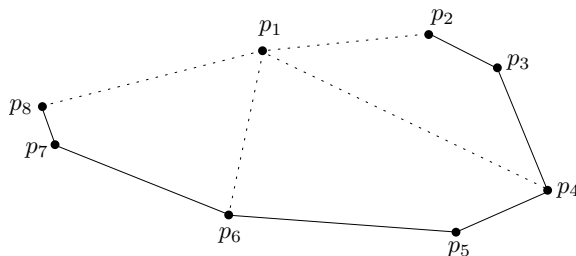


Figure 13: The convex polygon that is obtained from P , for $n = 4$. p_1 can be only matched to the points p_2, p_4, p_6 or p_8 .

of an optimal matching between the points in $\{p_i, p_{i+1}, \dots, p_j\}$. Since M^* is a perfect matching, each point, particularly p_1 , is matched in M^* . Let p_k (for an even k) be the point that is matched to p_1 in M^* . Hence, the bottleneck of M^* (i.e., $M[1, 2n]$) is equal to $\max\{w_{1,k}, M[2, k-1], M[k+1, 2n]\}$. Thus, in order to compute $M[1, 2n]$, we compute $\max\{w_{1,k}, M[2, k-1], M[k+1, 2n]\}$ for each even k between 2 and $2n$, and we take the minimum over these values. In general, for every $1 \leq i < j \leq 2n$, we have

$$M[i, j] = \min_{k=i+1, i+3, \dots, j} \begin{cases} w_{i,k} & : \text{if } k = i + 1 = j; \\ \max\{w_{i,k}, M[k+1, j]\} & : \text{if } k = i + 1; \\ \max\{w_{i,k}, M[i+1, k-1]\} & : \text{if } k = j; \\ \max\{w_{i,k}, M[k+1, j], M[i+1, k-1]\} & : \text{otherwise.} \end{cases}$$

We can compute $M[1, 2n]$ using dynamic programming. The dynamic programming table M has n rows and n columns. Each cell $M[i, j]$ corresponds to a solution of the problem for the set $\{p_i, p_{i+1}, \dots, p_j\}$, and it can be computed by at most n lookups in the table. We fill the table iteratively in such a way insuring that, for each cell $M[i, j]$, all the values needed to compute $M[i, j]$ are already computed. To do that, we first fill the diagonal $M[1, 2], M[2, 3], \dots, M[n-1, n]$, and then we fill the above diagonals one by one. This leads to solve the problem in $O(n^3)$ time and in $O(n^2)$ space.

The following theorem summarizes this result.

Theorem 4.1. *Given a set P of $2n$ points in convex position, one can compute a bottleneck non-crossing matching in time $O(n^3)$ and in space $O(n^2)$.*

Remark. The same result holds for computing a bottleneck non-crossing matching of two (red and blue) sets of points in convex position, and of a set of points on the boundary of a simple polygon, with the constraint that edges must not leave the polygon.

4.2 Matching Points on a Circle

Let $P = \{p_1, p_2, \dots, p_{2n}\}$ be a set of points located (in clockwise-order) on a boundary of a circle. In this section, we show how to find a bottleneck non-crossing matching of P in time $O(n)$.

Let M^* be an optimal matching of P , i.e., a non-crossing matching with minimum bottleneck. We first claim that each edge in M^* connects between two consecutive points from P , i.e., if (p_i, p_j) in M^* then $j - i = \pm 1$ (assume that $p_1 = p_{2n+1}$ and $p_{2n} = p_0$). To see that, assume that there is an edge (p_i, p_j) in M^* that violates the claim, and consider the line that passes through p_i and p_j . It divides the circle into two arcs $\widehat{p_i p_j}$ and $\widehat{p_j p_i}$. Assume without loss of generality that $\widehat{p_i p_j}$ is shorter than $\widehat{p_j p_i}$. Then, it is clear that the distance between any two points on the arc $\widehat{p_i p_j}$ is at most $p_i p_j$, and, since there is an even number of points on $\widehat{p_i p_j}$, we can match the points $p_i, p_{i+1}, \dots, p_{j-1}, p_j$ consecutively without affecting the bottleneck of M^* .

Therefore, since there are only two ways to match the points consecutively, we can compute an optimal matching of P in linear-time.

Theorem 4.2. *Given a set P of $2n$ points on a circle, one can compute a bottleneck non-crossing matching in time $O(n)$.*

References

- [1] P.K. Agarwal, A. Efrat, and M. Sharir. Vertical decomposition of shallow levels in 3-dimensional arrangements and its applications. *SIAM J. on Computing*, 29(3):912–953, 1999.
- [2] O. Aichholzer, S. Bereg, A. Dumitrescu, A. García, C. Huemer, F. Hurtado, M. Kano, A. Márquez, D. Rappaport, S. Smorodinsky, D. Souvaine, J. Urrutia, and D.R. Wood. Compatible geometric matchings. *Computational Geometry: Theory and Applications*, 42:617–626, 2009.
- [3] O. Aichholzer, S. Cabello, R. Fabila-Monroy, D. Flores-Peñaloza, T. Hackl, C. Huemer, F. Hurtado, and D.R. Wood. Edge-removal and non-crossing configurations in geometric graphs. In *Proceedings of the 24th European Conference on Computational Geometry*, pages 119–122, 2008.
- [4] N. Alon, S. Rajagopalan, and S. Suri. Long non-crossing configurations in the plane. In *Proceedings of the 9th ACM symposium on Computational Geometry (SoCG '93)*, pages 257–263, 1993.
- [5] G. Aloupis, J. Cardinal, S. Collette, E.D. Demaine, M.L. Demaine, M. Dulieu, R. Fabila-Monroy, V. Hart, F. Hurtado, S. Langerman, M. Saumell, C. Seara, and

- P. Taslakian. Matching points with things. In *Proceedings of the 9th Latin American Theoretical Informatics Symposium (LATIN '10)*, volume 6034 of LNCS, pages 456–467, 2010.
- [6] J.G. Carlsson and B. Armbruster. A bottleneck matching problem with edge-crossing constraints. <http://users.iems.northwestern.edu/~armbruster/2010matching.pdf>.
- [7] M.S. Chang, C.Y. Tang, and R.C.T. Lee. Solving the euclidean bottleneck matching problem by k -relative neighborhood graphs. *Algorithmica*, 8(1–6):177–194, 1992.
- [8] A. Efrat, A. Itai, and M.J. Katz. Geometry helps in bottleneck matching and related problems. *Algorithmica*, 31(1):1–28, 2001.
- [9] A. Efrat and M.J. Katz. Computing euclidean bottleneck matchings in higher dimensions. *Information Processing Letters*, 75(4):169–174, 2000.
- [10] K. Jansen and G.J. Woeginger. The complexity of detecting crossingfree configurations in the plane. *BIT*, 33(4):580–595, 1993.
- [11] T. Lengauer. *Combinatorial Algorithms for Integrated Circuit Layout*. John Wiley & Sons, New York, 1990.
- [12] D. Lichtenstein. Planar formulae and their uses. *SIAM Journal on Computing*, 11(2):329–343, 1982.
- [13] L. Lovász and M.D. Plummer. *Matching Theory*. Elsevier Science Ltd, 1986.
- [14] D. Rappaport. Tight bounds for visibility matching of f -equal width objects. In *Proceedings of the Japanese Conference on Discrete and Computational Geometry (JCDCG '02)*, pages 246–250, 2002.
- [15] P.M. Vaidya. Geometry helps in matching. *SIAM Journal on Computing*, 18(6):1201–1225, 1989.
- [16] K.R. Varadarajan. A divide-and-conquer algorithm for min-cost perfect matching in the plane. In *Proceedings of the 39th Symposium on Foundations of Computer Science (FOCS '98)*, pages 320–331, 1998.