

N -Photon wave packets interacting with an arbitrary quantum system

Ben Q. Baragiola,¹ Robert L. Cook,¹ Agata M. Brańczyk,² and Joshua Combes¹

¹Center for Quantum Information and Control, University of New Mexico, Albuquerque, NM 87131-0001, USA

²Department of Physics and Centre for Quantum Information and Quantum Control, University of Toronto, Toronto ON M5S 1A7, Canada

We present a theoretical framework that describes a wave packet of light prepared in a state of definite photon number interacting with an arbitrary quantum system (e.g. a quantum harmonic oscillator or a multi-level atom). Within this framework we derive master equations for the system as well as for output field quantities such as quadratures and photon flux. These results are then generalized to wave packets with arbitrary spectral distribution functions. Finally, we obtain master equations and output field quantities for systems interacting with wave packets in multiple spatial and/or polarization modes.

PACS numbers: 03.67.-a, 42.50.Ct, 42.50.Lc, 03.65.Yz

Nonclassical states of light are important resources for quantum metrology [1, 2], secure communication [3], quantum networks [4–6], and quantum information processing [7, 8]. Of particular interest for these applications are traveling wave packets prepared with a definite number of photons in a continuous temporal mode, known as *continuous-mode Fock states* [9–12]. As the generation of such states becomes technologically feasible [13–24] a theoretical description of the light-matter interaction [25] becomes essential, see Fig. 1.

Previously, aspects of continuous-mode single-photon states interacting with a two-level atom have been examined. Others have investigated master equations [26]; two-time correlation functions [26, 27]; properties of scattered light [27–38]; and optimal pulse shaping for excitation [38–42]. The results in these studies were produced with a variety of methods which have not been applied to many systems other than two-level atoms or Fock states where $N \gg 1$, however see [43].

One way to approach such problems is through the input-output formalism of Gardiner and Collett [44–48]. A central result of input-output theory is the Heisenberg-Langevin equation of motion driven by *quantum noise* that originates from the continuum of harmonic oscillator field modes [46, 49]. The application of input-output theory to open quantum systems has historically been restricted to Gaussian fields [45, 46, 50]—vacuum, coherent, thermal, and squeezed—with several notable exceptions [26, 51–54].

In this article we present a unifying method, based on input-output theory, for describing the interaction between a quantum system and a continuous-mode Fock state. Consequently our formalism encapsulates and extends previous results. Specifically our method allows one to derive the master equations and output field quantities for an arbitrary quantum system interacting with any combination of continuous-mode N -photon Fock states.

This article is organized as follows: In Sec. I we introduce the white noise Langevin equations of motion, the mathematical description of quantum white noise, and the formal definition of continuous-mode Fock states. In

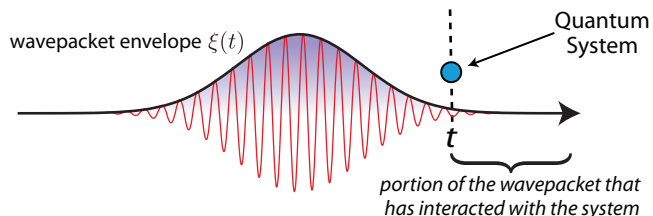


FIG. 1: (Color online) Schematic depiction of a traveling wave packet interacting with an arbitrary quantum system. The temporal wave packet is described by a slowly-varying envelope $\xi(t)$ which modulates fast oscillations at the carrier frequency. We consider the case where the wave packet is prepared in a nonclassical state of definite photon number.

Sec. II we present the first main results: the method for deriving master equations for systems interacting with continuous-mode Fock states and related output field equations. This result is then extended in Sec. III to continuous-mode “ N -photon states,” where the spectral density function is not factorizable. Then, in Sec. IV we apply our formalism to the study of a two-level atom interacting with wave packets prepared in N -photon Fock states. This application is intended to serve as an instructive example that reproduces and extends results in previous studies [39–41]. In Sec. V, we present the second main result: master equations and output field quantities for a system interacting with Fock state wave packets in two modes (e.g. spatial or polarization). This sets the stage for the study of many canonical problems in quantum optics. As a two-mode example, we examine the scattering of Fock states from a two-level atom in Sec. VI. Finally, we conclude in Sec. VII with discussion and possible applications.

I. MODEL AND METHODS

A description of a system interacting with a traveling wave packet naturally calls for a formulation in the

time domain. The input-output theory developed in the quantum optics community provides such a description [45–48, 50–52]. Often input-output theory is formulated for a one-dimensional electromagnetic field, although this is not a necessary restriction [50]. (Such effective one-dimensional models are typically thought about in the context of optical cavities [55] or photonic waveguides [35, 56–58].) In this formalism the rotating wave approximation, the weak-coupling limit (the Born approximation), and the Markov approximation are made [59, 60]. Strict enforcement of these approximations is known as the *quantum white noise limit* [61].

In Appendix (A1) we review the quantum white noise limit; other introductory material can be found in Refs. [45, 46, 59, 62]. The main result is a quantum stochastic differential equation (QSDE) for the unitary time evolution operator that governs the system-field dynamics. From this equation one can derive QSDEs for system and field operators driven by white noise, also known as white-noise Langevin equations. It is these equations of motion that lie at the heart of the derivation of Fock-state master equations.

The Langevin equations derived in the white noise limit are in Stratonovich form [9, 46, 63]. Stratonovich QSDEs obey the standard rules of calculus, but expectations can be hard to calculate because the quantum noises do not commute with the operators to which they couple. Stratonovich QSDEs can be converted to an equivalent form known as the Itô QSDEs. In Itô form the quantum noises commute with the operators to which they couple, which facilitates taking expectations. However, differentials must be calculated to second order [46]. To derive master equations we will be taking expectations over field states and consequently will work solely with Itô QSDEs.

A. Derivation of the vacuum master equation from the Itô Langevin equations

Consider an arbitrary system operator in the interaction picture, $X(t)$, with the initial condition $X(t_0) = X \otimes I_{\text{field}}$. The time evolution of X is given by the Itô Langevin equation [see Appendix (A3)]

$$\begin{aligned} dX = & (i[H, X] + \mathcal{L}^\dagger[L]X)dt \\ & + [L^\dagger, X]SdB_t + S^\dagger[X, L]dB_t^\dagger \\ & + (S^\dagger XS - X)d\Lambda_t, \end{aligned} \quad (1)$$

where the action of the superoperator is

$$\mathcal{L}^\dagger[L]X = L^\dagger XL - \frac{1}{2}(L^\dagger LX + XL^\dagger L). \quad (2)$$

The operators (S, L, H) act on the system Hilbert space. The quantum noise increments dB_t , dB_t^\dagger , and $d\Lambda_t$ are field operators, discussed in more detail shortly.

The first two terms in Eq. (1) describe smooth evolution from an external Hamiltonian on the system and

from a Lindblad-type dissipator. The second two terms describe the influence of quantum noise through coupling of a system operator L linearly to the field operators, e.g. dipole-type coupling. The final term arises from coupling of a system operator S to a quantity quadratic in the field operators, such as photon number. Such effective couplings appear in optomechanical systems [64] and arise after adiabatic elimination of the excited states in multi-level atoms [65], for example.

Let us return to the discussion about the quantum noise increments dB_t , dB_t^\dagger , and $d\Lambda_t$. These field operators are defined in terms of the fundamental field operators $b(t)$ and $b^\dagger(t)$ whose time arguments are mode labels rather than indicators of time evolution. They are often referred to as white noise operators because they satisfy the singular commutation relations $[b(s), b^\dagger(t)] = \delta(t-s)$. This is akin to classical white noise which is δ -correlated in time. Due to the singular nature of $b(t)$ and $b^\dagger(t)$, it is preferable to work with the quantum noise increments:

$$dB_t = \int_t^{t+dt} ds b(s) \quad \text{and} \quad dB_t^\dagger = \int_t^{t+dt} ds b^\dagger(s), \quad (3)$$

$$d\Lambda_t = \int_t^{t+dt} ds b^\dagger(s)b(s), \quad (4)$$

which drive the Heisenberg dynamics in Eq. (1).

Under vacuum expectation, the calculus rules for manipulating QSDEs are summarized by the relations

$$\begin{aligned} dB_t dB_t^\dagger &= dt, \quad dB_t d\Lambda_t = dB_t, \\ d\Lambda_t d\Lambda_t &= d\Lambda_t, \quad d\Lambda_t dB_t^\dagger = dB_t^\dagger. \end{aligned} \quad (5)$$

These composition rules are often referred to as the *vacuum Itô table*.

As a prelude to the derivation of the Fock-state master equations, we derive the vacuum master equation. First, we take vacuum expectations of Eq. (1) using the following notation (to be explained in Sec. II): $\mathbb{E}_{0,0}[dX] = \text{Tr}[(\rho_{\text{sys}} \otimes |0\rangle\langle 0|)^\dagger dX]$. Consequently, we need the action of the quantum noise increments on vacuum,

$$dB_t|0\rangle = 0, \quad (6)$$

$$d\Lambda_t|0\rangle = 0. \quad (7)$$

All of the quantum noise terms in Eq. (1) vanish under vacuum. Then, using the cyclic property of the trace we obtain the vacuum master equation:

$$\frac{d}{dt}\varrho_{0,0}(t) = -i[H, \varrho_{0,0}] + \mathcal{L}[L]\varrho_{0,0}, \quad (8)$$

where the Lindblad superoperator is defined as

$$\mathcal{L}[L]\varrho = L\varrho L^\dagger - \frac{1}{2}(L^\dagger L\varrho + \varrho L^\dagger L), \quad (9)$$

and the subscripts on $\varrho_{0,0}$ denote that Eq. (8) is a vacuum master equation.

B. Continuous-mode Fock states

A continuous-mode single-photon state [9, 10, 12] can be interpreted as a single photon coherently superposed over many spectral modes [66, 67] with weighting given by the spectral density function (SDF) $\tilde{\xi}(\omega)$,

$$|1_\xi\rangle = \int d\omega \tilde{\xi}(\omega) b^\dagger(\omega) |0\rangle. \quad (10)$$

We focus on quasi-monochromatic wave packets, where the spectral spread is much smaller than the carrier frequency, $\Delta\omega \ll \omega_c$ [89]. This holds for optical carriers, whose bandwidths are small relative to the carrier frequency. Then, we can define a *slowly-varying envelope* $\tilde{\xi}(\omega)$ rotating at the carrier frequency,

$$\tilde{\xi}(\omega) \rightarrow \tilde{\xi}(\omega) e^{-i\omega_c t}, \quad (11)$$

where ω_c is near any relevant system frequencies. The Fourier transform of the slowly-varying envelope, $\mathcal{F}[\tilde{\xi}(\omega)] = \xi(t)$, characterizes a square-normalized temporal wave packet, $\int dt |\xi(t)|^2 = 1$. In the time domain, and within the quasi-monochromatic approximation, the single-photon state in Eq. (10) becomes [10],

$$\begin{aligned} |1_\xi\rangle &= \int ds \xi(s) b^\dagger(s) |0\rangle \\ &\equiv B^\dagger(\xi) |0\rangle, \end{aligned} \quad (12)$$

where we have absorbed the possible detuning from the system frequency into $\xi(t)$. The operator $B^\dagger(\xi)$ creates a single photon in the wave packet $\xi(t)$. Equation (12) can be interpreted as a superposition of instantaneous photon creation times weighted by the temporal wave packet. Since the white noise operators are defined in the interaction picture, it is clear that $\xi(t)$ is a slowly-varying temporal envelope rotating at the carrier frequency. By focusing on quasi-monochromatic wave packets we ensure the approximations made in the quantum white noise limit are not violated.

A straightforward extension leads to the definition of normalized, continuous-mode Fock states (referred to hereafter as *Fock states*) in the wave packet $\xi(t)$ with N photons [12],

$$|N_\xi\rangle = \frac{1}{\sqrt{N!}} \left[\int ds \xi(s) b^\dagger(s) \right]^N |0\rangle \quad (13a)$$

$$= \frac{1}{\sqrt{N!}} [B^\dagger(\xi)]^N |0\rangle. \quad (13b)$$

The Fock states in Eq. (13) are a subset of more general N -photon states for which the SDF is not factorizable [11]. In Sec. III, we define these states and use them to derive master equations.

II. FOCK STATE MASTER EQUATIONS

In this section we derive master equations for a quantum system interacting with a field prepared in a Fock

state. The derivation is performed in the interaction picture where the time-dependent operators evolve according to Eq. (1). To facilitate the derivation we first introduce notation convenient for representing expectations with respect to a particular field state. It should be noted that our method is a generalization to N -photon states of a method introduced in Refs. [53, 54] for a single photon.

Assuming no correlations before the interaction, the total system is described by the product state

$$\rho(t_0) = \rho_{\text{sys}} \otimes |N_\xi\rangle\langle N_\xi|, \quad (14)$$

with the system in the state ρ_{sys} and the field in the Fock state $|N_\xi\rangle$. Using the Hilbert-Schmidt inner product for operators A and B ,

$$\langle A|B\rangle \equiv \text{Tr}[A^\dagger B], \quad (15)$$

one can take expectations with respect to system and/or field states. For the following derivation it is necessary to define the asymmetric expectation value,

$$\mathbb{E}_{m,n}[O] \equiv \text{Tr}_{\text{sys+field}} \left[(\rho_{\text{sys}} \otimes |m_\xi\rangle\langle n_\xi|)^\dagger O \right] \quad (16)$$

where O is a *joint* operator on the system and field and is not necessarily separable. We use a convention where capital letters, $|N_\xi\rangle$ denote the number of photons in the input field. Lowercase letters, that is, $|n_\xi\rangle$ where $n = \{0, \dots, N\}$, label “reference” Fock states to which the system couples. Using the Hilbert-Schmidt inner product, we define a set of generalized density operators $\varrho_{m,n}$, first introduced in Ref. [26], by tracing over only the field in Eq. (16):

$$\mathbb{E}_{m,n}[O] \equiv \text{Tr}_{\text{sys}} [\varrho_{m,n}^\dagger O]. \quad (17)$$

Such generalized density operators were also used in Refs. [53, 54] for a single photon. We delay the interpretation of these generalized density operators until Sec. II A.

As the trace in Eq. (16) is over both system and field, it gives a c -number expectation value. Using the partial trace we also define an asymmetric partial expectation over the field alone which results in an operator. We define this operation with the notation [90],

$$\varpi_{m,n}(O) \equiv \text{Tr}_{\text{field}} \left[(I_{\text{sys}} \otimes |m_\xi\rangle\langle n_\xi|)^\dagger O \right]. \quad (18)$$

We base our derivation on the Itô Langevin equations of motion for system operators. In this picture, the state remains separable and the expectations will always have the form of Eq. (16) and Eq. (18).

At this point we must mention an important technical issue. The composition rules for the quantum noise increments, expressed in Eq. (5), are generally modified for non-vacuum fields [46, 68]. However, it is shown in Appendix B 2 that the Itô table for Fock states is identical to that for vacuum. This allows the techniques from input-output theory to be extended to Fock states.

A. Fock-state master equations for the system

Recall the first step towards deriving the vacuum master equation, Eq. (8), was taking the expectation of Eq. (1) with respect to vacuum, i.e. $\mathbb{E}_{0,0}[dX]$. Analogously, to derive the Fock-state master equations we must take the asymmetric expectations, i.e. Eq. (16) or Eq. (18). The only explicit field operators in Eq. (1) are the quantum noise increments dB_t and $d\Lambda_t$. Consequently the action of the quantum noise increments on Fock states is needed:

$$dB_t|n_\xi\rangle = dt\sqrt{n}\xi(t)|n-1_\xi\rangle, \quad (19a)$$

$$d\Lambda_t|n_\xi\rangle = dB_t^\dagger\sqrt{n}\xi(t)|n-1_\xi\rangle. \quad (19b)$$

In Appendix B1 we show how to derive these relations. Equations (19) show how “reference” Fock states of different photon number couple through the quantum noise increments.

We are now equipped to derive the Fock-state master equations. From Eq. (18), we take the partial trace over Fock states for an arbitrary system operator $X \otimes I_{\text{field}}$, whose equation of motion is given by Eq. (1). Doing so yields the Heisenberg master equations:

$$\begin{aligned} \frac{d}{dt}\varpi_{m,n}(X(t)) = & \varpi_{m,n}(i[H, X]) + \varpi_{m,n}(\mathcal{L}^\dagger[L]X) \quad (20) \\ & + \sqrt{m}\xi^*(t)\varpi_{m-1,n}(S^\dagger[X, L]) \\ & + \sqrt{n}\xi(t)\varpi_{m,n-1}([L^\dagger, X]S) \\ & + \sqrt{mn}|\xi(t)|^2\varpi_{m-1,n-1}(S^\dagger XS - X). \end{aligned}$$

To extract the Schrödinger-picture master equations, we make use of Eq. (17): $\mathbb{E}_{m,n}[X(t)] = \text{Tr}_{\text{sys}}[\varrho_{m,n}^\dagger(t)X]$. Then, using the cyclic property of the trace, we can write down the master equations for the system state:

$$\begin{aligned} \frac{d}{dt}\varrho_{m,n}(t) = & -i[H, \varrho_{m,n}] + \mathcal{L}[L]\varrho_{m,n} \quad (21) \\ & + \sqrt{m}\xi(t)[S\varrho_{m-1,n}, L^\dagger] + \sqrt{n}\xi^*(t)[L, \varrho_{m,n-1}S^\dagger] \\ & + \sqrt{mn}|\xi(t)|^2(S\varrho_{m-1,n-1}S^\dagger - \varrho_{m-1,n-1}). \end{aligned}$$

This set of coupled differential equations is the main result of this section. The initial conditions for these equations are: the diagonal equations $\varrho_{n,n}$ should be initialized with the initial system state ρ_{sys} , while the off-diagonal equations should be initialized to zero. In order to calculate expectation values of system operators for an N -photon Fock state one needs only the top-level density operator $\varrho_{N,N}$. However, extracting $\varrho_{N,N}$ requires propagating all equations between 0 and N to which it is coupled. We note some special cases of Eq. (21) have been derived previously in Refs. [26, 53, 54] however little intuition or physical interpretation was given to these equations.

The master equations in Eq. (21) require further explanation. The diagonal terms, $\varrho_{n,n}$, are valid state matrices describing the evolution of the system interacting

with an n -photon Fock state for $n \in \{0, \dots, N\}$. For example, when $N = 0$ we recover the vacuum master equation: $d\varrho_{0,0} = -i[H, \varrho_{0,0}]dt + \mathcal{L}[L]\varrho_{0,0}dt$, which is the only closed-form equation in Eq. (21). For $N \geq 1$, the diagonal equations couple “downward” towards the vacuum master equation via the off-diagonal equations $\varrho_{m,n}$ where $m \neq n$. These off-diagonal operators are non-Hermitian of trace-class zero [26]; consequently they are not valid state matrices but do satisfy $\varrho_{m,n} = \varrho_{n,m}^\dagger$.

The fact that the equations couple downward means that we need only consider a *finite* set of equations, which can be integrated numerically and in some cases, analytically. For a field in an N -photon Fock state there are $(N+1)^2$ equations. From the symmetry $\varrho_{n,m} = \varrho_{m,n}^\dagger$, the number of independent coupled equations reduces to $\frac{1}{2}(N+1)(N+2)$.

Finally, we comment on the physical interpretation of these equations. Absorption of a photon by the system significantly changes a field prepared in a Fock state, so its dynamics are non-Markovian [26, 53]. This necessitates propagating a set of coupled master equations. (In contrast, for coherent states photons can be removed while leaving the field state unchanged and a single master equation suffices.) Before the wave packet has interacted with the system $\xi(t)$ is zero and only the top level equation $\varrho_{N,N}$ contributes to the evolution of the system. In other words, the system evolves solely under the terms on the first line of Eq. (21), which describe evolution from an external Hamiltonian and decay due to coupling to the vacuum. When the wave packet begins to interact with the system, $\xi(t)$ becomes nonzero and the other coupled equations contribute to the evolution of the system. Then, the information flow propagates *upwards* from $\varrho_{0,0}$ to $\varrho_{N,N}$ because the equations couple downwards.

So far we have discussed the dynamics of the system before and during the interaction. The last physically important observation is related to the correlation between the system and the outgoing field during and *after* the interaction. Consider the case where $\xi(t)$ is bimodal. When the temporal spacing between the peaks is much greater than the characteristic decay time of the system and since $\xi(t)$ is zero at these intermediate times, the coherence between the first peak of the wave packet and the system is lost before the second peak begins to interact. Thus only the top-level equation must be propagated at these times, and the only nonzero terms describe external Hamiltonian drive and decay into the vacuum. When the temporal spacing between the two peaks is on the order of the system decay time or shorter, then the initial temporal coherence between the peaks can affect the system.

B. Output field quantities

In addition to system observables, we may also be interested in features of the output field [91]. Consider a field observable $Y(t)$ with initial condition $Y(t_0) =$

$I_{\text{sys}} \otimes Y$. We insert the Itô Langevin equation of motion for Y into the asymmetric expectations. Using Eq. (18) for the partial trace $\varpi_{m,n}(Y(t))$, the result is operator-valued Heisenberg master equations. We focus here on expectation values, $\mathbb{E}_{m,n}[Y(t)]$, which are found by tracing over the system as well, as in Eq. (16). For two field quantities of interest – photon flux and field quadratures – we produce a set of coupled differential equations similar in form to Eq. (21). The initial conditions are $\varpi_{m,n}(Y(t_0)) = 0 \cdot I$ and similarly $\mathbb{E}_{m,n}[Y(t_0)] = 0$.

1. Photon flux

The photon flux is given by $d\Lambda_t$, which counts the number of photons in the field in the infinitesimal time increment t to $t + dt$ [46, Sec. 11.3.1]. The rules of Itô calculus are used in Appendix A 2 to give the equation of motion for the output photon flux Λ_t^{out} ,

$$d\Lambda_t^{\text{out}} = L^\dagger L dt + L^\dagger S dB_t + S^\dagger L dB_t^\dagger + d\Lambda_t. \quad (22)$$

Taking expectations over Fock states using Eq. (16) yields an equation for the mean photon flux,

$$\begin{aligned} \frac{d}{dt} \mathbb{E}_{m,n}[\Lambda_t^{\text{out}}(t)] &= \mathbb{E}_{m,n}[L^\dagger L] + \sqrt{m} \xi^*(t) \mathbb{E}_{m-1,n}[S^\dagger L] \\ &+ \sqrt{n} \xi(t) \mathbb{E}_{m,n-1}[L^\dagger S] + \sqrt{mn} |\xi(t)|^2. \end{aligned} \quad (23)$$

The solution to this equation $\mathbb{E}[\Lambda_t^{\text{out}}(t)]$ gives the integrated mean photon number up to time t .

2. Field quadratures

A Hermitian field quadrature Z_t measurable via homodyne detection is described by

$$Z_t = e^{i\phi} B_t + e^{-i\phi} B_t^\dagger. \quad (24)$$

Following the same prescription, the equation of motion for the quadrature after the interaction is

$$\begin{aligned} dZ_t^{\text{out}} &= e^{i\phi} dB_t^{\text{out}} + e^{-i\phi} dB_t^{\dagger\text{out}} \\ &= e^{i\phi} (L dt + S dB_t) + e^{-i\phi} (L^\dagger dt + S^\dagger dB_t^\dagger). \end{aligned} \quad (25)$$

Taking expectations over Fock states using Eq. (16) gives the mean homodyne current,

$$\begin{aligned} \frac{d}{dt} \mathbb{E}_{m,n}[Z_t^{\text{out}}(t)] &= \mathbb{E}_{m,n}[e^{i\phi} L + e^{-i\phi} L^\dagger] \\ &+ e^{i\phi} \sqrt{n} \xi(t) \mathbb{E}_{m,n-1}[S] + e^{-i\phi} \sqrt{m} \xi^*(t) \mathbb{E}_{m-1,n}[S^\dagger]. \end{aligned} \quad (26)$$

C. General input field states in the same wave packet

So far we have considered the case where the input field is a “pure” Fock state. These results can be generalized

to field states described by an arbitrary combination (superposition and/or mixture) of Fock states in the same wave packet. As the Fock states span the full Hilbert space, they form a basis for arbitrary states in the wave packet $\xi(t)$,

$$\rho_{\text{field}} = \sum_{m,n=0}^{\infty} c_{m,n} |n_\xi\rangle \langle m_\xi|. \quad (27)$$

The coefficients are constrained by the requirements of valid quantum states: $\rho_{\text{field}} \geq 0$, $\text{Tr}[\rho_{\text{field}}] = 1$ and $\rho_{\text{field}} = \rho_{\text{field}}^\dagger$.

When the input field is described by Eq. (27) the system state is

$$\varrho_{\text{total}}(t) = \sum_{m,n} c_{m,n}^* \varrho_{m,n}(t), \quad (28)$$

where $\varrho_{m,n}(t)$ are the solutions to the master equations. Generating the full, physical density operator for an arbitrary field requires combining the appropriate solutions from the hierarchy of coupled equations in Eq. (21) with associated weights $c_{m,n}$. The Heisenberg master equation is found in the same manner,

$$\varpi_{\text{total}}(t) = \sum_{m,n} c_{m,n} \varpi_{m,n}(t). \quad (29)$$

Finally, the expectation value of a system operator X is given by

$$\mathbb{E}_{\text{total}}[X(t)] = \text{Tr}_{\text{sys+field}} [\varrho_{\text{total}}^\dagger(t) X] \quad (30)$$

$$= \sum_{m,n} c_{m,n} \mathbb{E}_{m,n}[X(t)]. \quad (31)$$

This technique also applies to the output field quantities in Sec. II B. Note that the definition of the Hilbert-Schmidt inner product, Eq. (15), gives rise to the conjugate coefficients in Eq. (28) but not in Eqs. (29, 31).

III. GENERAL N-PHOTON MASTER EQUATIONS

In many experimental settings multiple photons are not created in Fock states. Fock states are a subset of more general N -photon states, which have a definite number of photons but an arbitrary SDF $\tilde{\psi}(\cdot)$. Indeed, a quantum tomography protocol for characterizing the SDF was recently proposed [69] and implemented [70]. This motivates the derivation of master equations for such fields.

In a single spatial and polarization mode, a general N -photon state is

$$\begin{aligned} |\psi_N\rangle &= \int d\omega_1 \dots d\omega_N \tilde{\psi}(\omega_1, \dots, \omega_N) \\ &\times b^\dagger(\omega_1) \dots b^\dagger(\omega_N) |0\rangle. \end{aligned} \quad (32)$$

Again we assume quasi-monochromatic wave packets such that $\psi(\cdot)$ is a slowly-varying envelope with respect to the carrier frequency. Then, in the time domain a general N -photon state can be written as

$$|\psi_N\rangle = \int dt_1 \dots dt_N \psi(t_1, \dots, t_N) \times b^\dagger(t_1) \dots b^\dagger(t_N) |0\rangle. \quad (33)$$

These states are not amenable to our analysis directly. Thankfully, a formalism for dealing with such N -photon states has been developed [11, 71].

To describe N -photon states we make use of the occupation number representation developed by Rohde et al. [11], which we review in Appendix C. Using Eq. (C8), Eq. (33) can be written in a basis of orthogonal Fock states,

$$|\psi_N\rangle = \sum_{i_1 \leq \dots \leq i_N} \lambda_{i_1, \dots, i_N} |n_{1\xi_1}\rangle |n_{2\xi_2}\rangle \dots \quad (34)$$

where $|n_{k\xi_k}\rangle$ is a normalized Fock state described by Eq. (13) with n_k photons in basis function $\xi_k(t)$. Counting the number of subscripts on λ in Eq. (34) gives the total number of photons N , and the value of any subscript i_k reveals the basis function that photon is in.

In order to derive the master equation, we must first write down the action of the quantum noise increments on Eq. (34):

$$dB_t |\psi_N\rangle = dt \sum_k \sqrt{n_k} \xi_k(t) |\psi_{N-1}^k\rangle \quad (35)$$

$$d\Lambda_t |\psi_N\rangle = dB_t^\dagger \sum_k \sqrt{n_k} \xi_k(t) |\psi_{N-1}^k\rangle \quad (36)$$

where $|\psi_{N-1}^k\rangle$ is defined as

$$|\psi_{N-1}^k\rangle \equiv \sum_{i_1 \leq \dots \leq i_N} \lambda_{i_1, \dots, i_N} |n_{1\xi_1}\rangle \dots |n_k - 1_{\xi_k}\rangle \dots, \quad (37)$$

and is interpreted to mean that a single photon in one of the basis Fock states has been annihilated.

To derive the master equation for a system interacting with the field $|\psi_N\rangle$, an asymmetric expectation value needs to be defined for such states: $\mathbb{E}_{\psi_m, \psi_n}[O] = \text{Tr}[\rho_{\text{sys}} \otimes |\psi_m\rangle \langle \psi_n|^\dagger O]$. As before this defines the generalized density operators ϱ_{ψ_m, ψ_n} . Using these definitions the master equations for the generalized density operators are

$$\begin{aligned} \frac{d}{dt} \varrho_{\psi_m, \psi_n}(t) = & \mathcal{L}[L] \varrho_{\psi_m, \psi_n} - i[H, \varrho_{\psi_m, \psi_n}] \quad (38) \\ & + \sum_k \sqrt{m_k} \xi_k(t) [S \varrho_{\psi_{m-1}^k, \psi_n}, L^\dagger] \\ & + \sum_k \sqrt{n_k} \xi_k^*(t) [L, \varrho_{\psi_m, \psi_{n-1}^k} S^\dagger] \\ & + \sum_{k, k'} \sqrt{m_k n_{k'}} \xi_k^*(t) \xi_{k'}(t) \\ & \times (S \varrho_{\psi_{m-1}^k, \psi_{n-1}^{k'}} S^\dagger - \varrho_{\psi_{m-1}^k, \psi_{n-1}^{k'}}). \end{aligned}$$

Each master equations couples to a set of equations enumerated by the indices $\{m, n, k\}$. The total number of equations required to describe such a state depends on the overlap of the initial wave packet with the particular choice of basis. Equations for the output field can also be derived for N -photon states, but we omit them for brevity. Equations similar to Eq. (38) were derived in Ref. [26] for two photons but did not include $d\Lambda_t$ or S .

Finally, we can consider input fields in combinations (superpositions and/or mixtures) of different N -photon states. In particular we allow the total state to be a combination of different states with the same photon number *and* a combination of states with different photon numbers. To describe such a state first we need to consider a general combination of N -photon states. That is,

$$\Psi_N = \sum_{K, L \in \{\psi, \phi, \dots, \sigma\}} c_{L, K} |K_N\rangle \langle L_N|, \quad (39)$$

where the summation is over different states with the same photon number N . Then we can sum over photon numbers to obtain the most general input field:

$$\rho_{\text{field}} = \sum_{p=0}^{\infty} \mathcal{C}_p \Psi_p \quad (40)$$

The coefficients $c_{L, K}$ and \mathcal{C}_p are constrained by the requirement that the input state be a valid quantum state. Using Eqs. (40) and (28), the equations for the system and output field can be found.

IV. EXAMPLE: FOCK-STATE MASTER EQUATIONS FOR A TWO-LEVEL ATOM INTERACTING WITH A GAUSSIAN WAVE PACKET

Efficient photon absorption is important for information transfer from a flying to a stationary qubit. In this section we analyze this problem with a study of the excitation probability and output field quantities for Fock states interacting with a two-level atom. This problem has been studied before in much detail for a single photon in Refs. [39–41]. Our intention is to make a direct connection to established results and then to extend those results to higher photon numbers. Consequently, we do not focus on optimizing wave packet shapes as other studies have [39–42].

The single-mode approximation in Sec. I is rooted in the presumption that the wave packet can be efficiently coupled to the two-level atom. This has been considered in the case of a mode-matched wave packet covering the entirety of the 4π solid angle in free space [39, 40]. A more widely applicable context is that of strongly confined 1D photonic waveguides [42]. In such systems the coupling rate into the guided modes Γ_g can be much larger than into all other modes Γ_\perp , where the total spontaneous emission rate is $\Gamma = \Gamma_g + \Gamma_\perp$ [35, 56]. In the following analysis, we take the idealized limit that coupling to all

other modes can be fully suppressed and we set $\Gamma_{\perp} = 0$. To properly account for losses, a second mode can be introduced using the tools of Sec. V and finally traced over.

In Sec. IV A, we examine the form of the master equation for the simple case of a two-photon Fock state. Next in Sec. IV B we numerically examine a two-level atom interacting via a dipole Hamiltonian with a wave packet prepared with at most two photons. First we reproduce the single-photon excitation results from prior studies, then we broaden these results to include two photons and output field quantities. Finally in Sec. IV C we present a numerical study for large-photon-number Fock states. This allows us to explore the relationship between exci-

tation probability, bandwidth, interaction time, and photon number. For photon numbers $N \gg 1$, we identify a region of strong coupling.

A. Two-photon Fock state master equations

It is instructive to examine the form of the master equation for the simple case of interaction with a two-photon Fock state where both photons are created in the same temporal wave packet $\xi(t)$, $|\psi\rangle_{\text{field}} = |2\xi\rangle$. From Eq. (21), the two-photon Fock state master equations are,

$$\dot{\varrho}_{2,2}(t) = \mathcal{L}[L]\varrho_{2,2} - i[H, \varrho_{2,2}] + \sqrt{2}\xi(t)[S\varrho_{1,2}, L^{\dagger}] + \sqrt{2}\xi^*(t)[L, \varrho_{2,1}S^{\dagger}] + 2|\xi(t)|^2 (S\varrho_{1,1}S^{\dagger} - \varrho_{1,1}) \quad (41a)$$

$$\dot{\varrho}_{2,1}(t) = \mathcal{L}[L]\varrho_{2,1} - i[H, \varrho_{2,1}] + \sqrt{2}\xi(t)[S\varrho_{1,1}, L^{\dagger}] + \xi^*(t)[L, \varrho_{2,0}S^{\dagger}] + \sqrt{2}|\xi(t)|^2 (S\varrho_{1,0}S^{\dagger} - \varrho_{1,0}) \quad (41b)$$

$$\dot{\varrho}_{2,0}(t) = \mathcal{L}[L]\varrho_{2,0} - i[H, \varrho_{2,0}] + \sqrt{2}\xi(t)[S\varrho_{1,0}, L^{\dagger}] \quad (41c)$$

$$\dot{\varrho}_{1,1}(t) = \mathcal{L}[L]\varrho_{1,1} - i[H, \varrho_{1,1}] + \xi(t)[S\varrho_{0,1}, L^{\dagger}] + \xi^*(t)[L, \varrho_{1,0}S^{\dagger}] + |\xi(t)|^2 (S\varrho_{0,0}S^{\dagger} - \varrho_{0,0}) \quad (41d)$$

$$\dot{\varrho}_{1,0}(t) = \mathcal{L}[L]\varrho_{1,0} - i[H, \varrho_{1,0}] + \xi(t)[S\varrho_{0,0}, L^{\dagger}] \quad (41e)$$

$$\dot{\varrho}_{0,0}(t) = \mathcal{L}[L]\varrho_{0,0} - i[H, \varrho_{0,0}] \quad (41f)$$

with the initial conditions:

$$\varrho_{2,2}(0) = \varrho_{1,1}(0) = \varrho_{0,0}(0) = \rho_{\text{sys}} \quad (42)$$

$$\varrho_{2,1}(0) = \varrho_{2,0}(0) = \varrho_{1,0}(0) = 0. \quad (43)$$

Similar equations to Eqs. (41) were originally derived in Ref. [26, Equations 71 (a)-(f)] for a two-level atom but without the S operator and the term proportional to $|\xi(t)|^2$. For an arbitrary quantum system and single photon equations which include S and the term proportional to $|\xi(t)|^2$ were later derived in Ref. [53]. Then Ref. [54] showed how to propagate these equations for any superposition or mixture of one photon and vacuum.

Now suppose the input field is in a superposition of one and two photons, $|\psi\rangle_{\text{field}} = \alpha|1\xi\rangle + \beta|2\xi\rangle$ with $|\alpha|^2 + |\beta|^2 = 1$. From Eq. (28) we combine the solutions to the master equations, Eq. (41), to get the physical state,

$$\varrho_{\text{total}}(t) = |\alpha|^2 \varrho_{1,1}(t) + |\beta|^2 \varrho_{2,2}(t) + \alpha^* \beta \varrho_{1,2}(t) + \alpha \beta^* \varrho_{2,1}(t). \quad (44)$$

Notice that the last two terms of Eq. (44) originate in the coherences of the input field. It is interesting that the ‘‘off-diagonal,’’ traceless, generalized density operators (e.g. $\varrho_{1,2}$) contribute to the calculation of physical quantities, albeit in Hermitian combinations. Had the field been a ‘‘pure’’ Fock state or a statistical mixture of one and two photons, these terms would not appear.

Output field quantities are calculated in the same fashion as Eq. (44). For example, the mean photon flux is,

$$\mathbb{E}_{\text{total}}[\Lambda_t^{\text{out}}(t)] = |\alpha|^2 \mathbb{E}_{1,1}[\Lambda_t^{\text{out}}] + |\beta|^2 \mathbb{E}_{2,2}[\Lambda_t^{\text{out}}] + \alpha^* \beta \mathbb{E}_{2,1}[\Lambda_t^{\text{out}}] + \alpha \beta^* \mathbb{E}_{1,2}[\Lambda_t^{\text{out}}], \quad (45)$$

where Eq. (31) was used to calculate $\mathbb{E}_{\text{total}}[\cdot]$.

B. A two-level atom interacting with one- and two-photon Gaussian wave packets

Now we specialize to a wave packet prepared with up to two photons interacting on a dipole transition with a two-level atom initially in the ground state $|g\rangle$. In the absence of an external system Hamiltonian the master equation parameters are: $H = 0$, $L = \sqrt{\Gamma}|g\rangle\langle e|$, $S = I$, and the coupling rate is chosen for simplicity to be $\Gamma = 1$. We focus on a square-normalized Gaussian wave packet, as defined in Ref. [40], whose peak arrives at time t_a ,

$$\xi_{\text{gau}}(t) = \left(\frac{\Omega^2}{2\pi}\right)^{1/4} \exp\left[-\frac{\Omega^2}{4}(t-t_a)^2\right], \quad (46)$$

with no detuning and frequency bandwidth Ω . For Gaussian wave packets the simple relationship between bandwidth and temporal width enables us to explore the tradeoff between interaction time and spectral support around resonance [92].

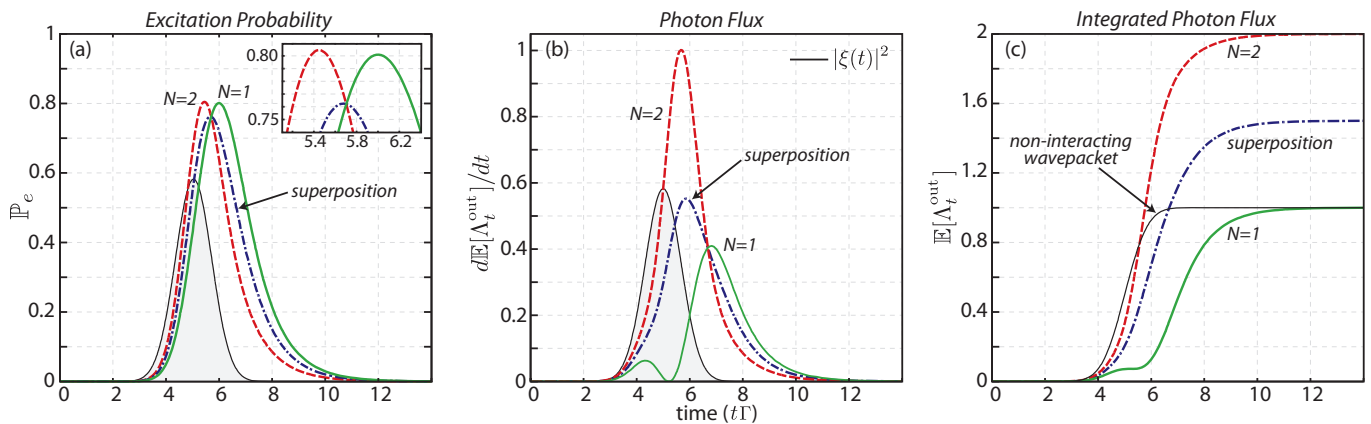


FIG. 2: (Color online) Comparison of a Gaussian wave packet of bandwidth $\Omega/\Gamma = 1.46$ in three initial field states: a single-photon Fock state (solid), a two-photon Fock state (dashed), and an equal superposition (dash-dot). The wave packet $|\xi(t)|^2$ is shown in black filled grey. (a) Excitation probability of a two-level atom. (b) Photon flux. It is distinctly modified by interaction with the atom. (c) Integrated photon flux. For comparison the integrated single-photon flux is plotted when there is no atom.

To study the excitation probability we numerically integrate the master equations (41a)–(41f). Then, for a given input field state we calculate the excitation probability,

$$\mathbb{P}_e(t) = \text{Tr}[\varrho_{\text{total}}(t)|e\rangle\langle e|], \quad (47)$$

where ϱ_{total} is given by Eq. (28).

Figure 2(a) presents the excitation probability for a two-level atom interacting with a Gaussian wave packet Eq. (46) prepared in a “pure” Fock state of one and two photons as well as an equal superposition; $\alpha = \beta = 1/\sqrt{2}$ in Eq. (44). In the simulations we use a bandwidth known to be optimal for single-photon Gaussian wave packets: $\Omega/\Gamma = 1.46$ [39]. This gives a maximum excitation probability of $\mathbb{P}_e^{\text{max}} \approx 0.801$ for $N = 1$ as found in other works [39–41]. Putting a second photon in the wave packet slightly increases this to $\mathbb{P}_e^{\text{max}} \approx 0.805$; however, we see in Sec. IV C that this is not universal behavior for all bandwidths and photon numbers.

In Fig. 2(b) we plot the mean photon flux of the output field, $d\mathbb{E}[\Lambda_t^{\text{out}}]/dt$, after interaction with the atom. For the single-photon wave packet, we see a drastic change in the output photon flux when the photon is being absorbed by the atom. For two photons, however, much of the wave packet travels through the atom undisturbed, since a two-level atom can absorb at most one photon. The related integrated mean photon flux, $\mathbb{E}[\Lambda_t^{\text{out}}]$, is plotted in Fig. 2(c). For these “pure” one- and two-photon Fock states there exist a definite number of excitations. Any excitation induced in the atom through absorption of a photon eventually decays back into the field. This is shown in Fig. 2(c) where the integrated mean photon flux for long times approaches the number of initial excitations $\{1, 1.5, 2\}$. During the absorption of the single-photon wave packet, the integrated intensity flattens out since the photon has been transferred to an atomic excitation and arrives only later after decay.

For a single-photon wave packet, the Schrödinger equation can be solved analytically for the excitation probability [35, 41]:

$$\mathbb{P}_e(t) = e^{-\Gamma t} \left| \int_0^t dt' \xi(t') e^{-\frac{\Gamma}{2}t'} \right|^2. \quad (48)$$

The simulations in Fig. 2 agree with the analytic expression in Eq. (48). However, it is not clear that the method used to derive Eq. (48) can be extended to higher photon numbers.

C. Excitation for large photon numbers

In this section we expand the numerical study of excitation probability to Gaussian wave packets of the form of Eq. (46) prepared Fock states with photon number $N \geq 1$.

1. Scaling

For small bandwidths ($\Omega/\Gamma \ll 1$), see the left side of Fig. 3(a), one would expect a high probability of excitation from the substantial spectral support near the transition frequency of the atom. However, the long temporal extent of the wave packet means the photon density over the relevant interaction time scale $\tau = 1/\Gamma$ is too small to significantly excite the atom [40]. A complementary way of understanding this is that the dissipative terms in the master equations [terms on the first line of Eq. (21)] prevail over the coherent coupling (terms on the other lines). By extending the analysis in Ref. [26], we find a recursive scaling of the excitation probability for very wide wave packets: $\mathbb{P}_e^{\text{max}} \approx P_N$, where $P_N = NP_1(1 - 2P_{N-1})$ with $P_1 = 4 \max |\xi(t)|^2$.

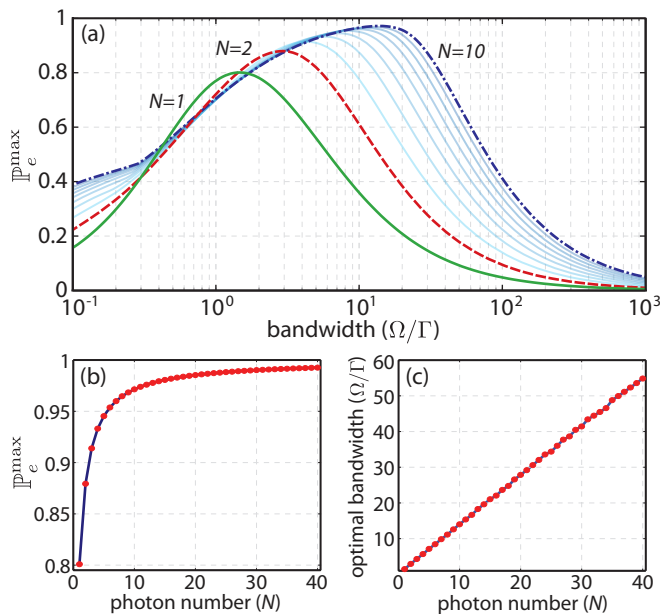


FIG. 3: (Color online) (a) Maximum excitation probability \mathbb{P}_e^{\max} of a two-level atom interacting with Gaussian wave packets of bandwidth Ω/Γ for photon numbers $N \in \{1, \dots, 10\}$. Small (large) bandwidths correspond to long (short) temporal wave packets. (b) Scaling of \mathbb{P}_e^{\max} with photon number (red circles). The fit shown is $\mathbb{P}_e^{\max}(N) = 1 - 0.269 N^{-0.973}$ (blue line). (c) Scaling of \mathbb{P}_e^{\max} with optimal bandwidth for each photon number N (red circles). The fit is $\Omega_{\text{opt}}(N)/\Gamma = 1.45 N^{0.987}$. Details of the fits can be found in the main text.

In the other asymptotic regime where bandwidths are large ($\Omega/\Gamma \gg 1$), see the right side of Fig. 3(a), the maximum excitation probability is small even for large photon numbers. This is due to the wave packet being so short that its bandwidth is spread over frequencies far from the atomic resonance. We numerically find the asymptotic scaling $\mathbb{P}_e^{\max} = 5N\Gamma/\Omega$ for $\Omega/\Gamma \in [10^3, 10^7]$ with $R^2 = 1$ for photon numbers $N \in \{1, \dots, 10\}$.

At intermediate bandwidths, we note several interesting features. First, the maximum excitation probabilities are not universally ordered by photon number and adding photons to the field can decrease \mathbb{P}_e^{\max} . In fact, there exists a bandwidth region in Fig. 3 where a single photon in the wave packet is optimal for excitation, $\Omega/\Gamma \approx [0.5, 1.4]$.

Second, for each photon number there exists an optimal bandwidth for excitation. In Fig. 3 (b) we have plotted the absolute maximum of \mathbb{P}_e (maximized over t and Ω/Γ) as a function of the number of photons. We find excellent agreement ($R^2 = 1$) by fitting to the model $\mathbb{P}_e^{\max}(N) = 1 - aN^{-b}$ over the range $N \in \{10, \dots, 40\}$ with coefficients (95% confidence): $a = 0.2694(0.2678, 0.271)$, $b = 0.973(0.9709, 0.975)$. Therefore the absolute maximum of \mathbb{P}_e does monotonically increase with N , but with diminishing returns.

In Fig. 3 (c) we investigate the optimal bandwidth for excitation for each photon number N . Fitting to the

model $\Omega_{\text{opt}}^{\max}(N)/\Gamma = aN^b$ gives $a = 1.447(1.418, 1.476)$ and $b = 0.9869(0.981, 0.9928)$ with 95% confidence and $R^2 = 0.9998$. Thus, to achieve this scaling for photon number N , the optimal bandwidth of the wave packet is $\Omega_{\text{opt}}(N)/\Gamma \approx 1.45N^{0.987}$. Thus, the optimal width seems to be proportional to the single-photon optimal bandwidth, $\Omega_{\text{opt}}(N)/\Gamma \approx 1.46N$.

2. Dynamics

Finally we illustrate the excitation probability dynamics. Figure (4) shows \mathbb{P}_e for bandwidths $\Omega/\Gamma \in \{50, 1, 1/20\}$, chosen to illustrate three types of behavior. In each subplot (a)-(c), excitation curves are plotted for photon numbers $N \in \{1, \dots, 10\}$.

In Fig. 4(a) a short pulse quickly excites the atom, which then decays into vacuum with rate Γ after the wave packet leaves the interaction region. Larger photon number corresponds directly to larger maximum excitation. In the intermediate bandwidth regime, $\Omega/\Gamma \approx 1$, excitations can be coherently exchanged between the atom and field, leading to oscillations in the excitation probabilities. This continues until the wave packet leaves the interaction region as shown in Fig. 4(b). Similar damped Rabi oscillations were observed for large-photon-number coherent state wave packets in Ref. [40, Fig. 5]. For a single photon in the field, these oscillations are never seen due to the tradeoff between spectral bandwidth and photon density [27, 72]. At the chosen bandwidth $\Omega/\Gamma = 1$, a single photon achieves the highest maximum excitation with maximum excitation falling off roughly with photon number in agreement with Fig. 3. Finally, in Fig. 4(c) we see that an atom interacting with a long wave packet is excited and then decays well within the wave packet envelope and the $\mathbb{P}_e(t)$ curves are nearly symmetric around the peak of the wave packet for all photon numbers $N = \{1, \dots, 10\}$.

3. Strong coupling

The damped Rabi oscillations seen in Fig. 4(b) suggest that there is a regime where coherent processes dominate over dissipation, known in cavity QED as the strong coupling regime. The authors of Ref. [72] defined a strong coupling parameter (for *very* short rectangular wave packets): $\sqrt{N}g_{\text{eff}} \gg \Gamma$ where $g_{\text{eff}} = \xi(t)\sqrt{\Gamma_g}$. Specifically the wave packet was taken to be $\xi(t) = 1/\sqrt{t_{\text{max}}}$ for times $t \leq t_{\text{max}} \ll 1/\Gamma$ and zero otherwise. In this limit they showed that full Rabi oscillations for N photons occur at frequency $\omega_R = g_{\text{eff}}\sqrt{N}$. In Fig. 5 we compare their analytically-predicted excitation oscillations with our numerical calculations for $N = 50$ photons. In (a), the wave packet is long compared to $1/\Gamma$ and, while the oscillation frequencies match, the amplitudes do not due to dissipation. For short wave packets, as seen in (b), coherent coupling prevails over dissipation, we see excellent

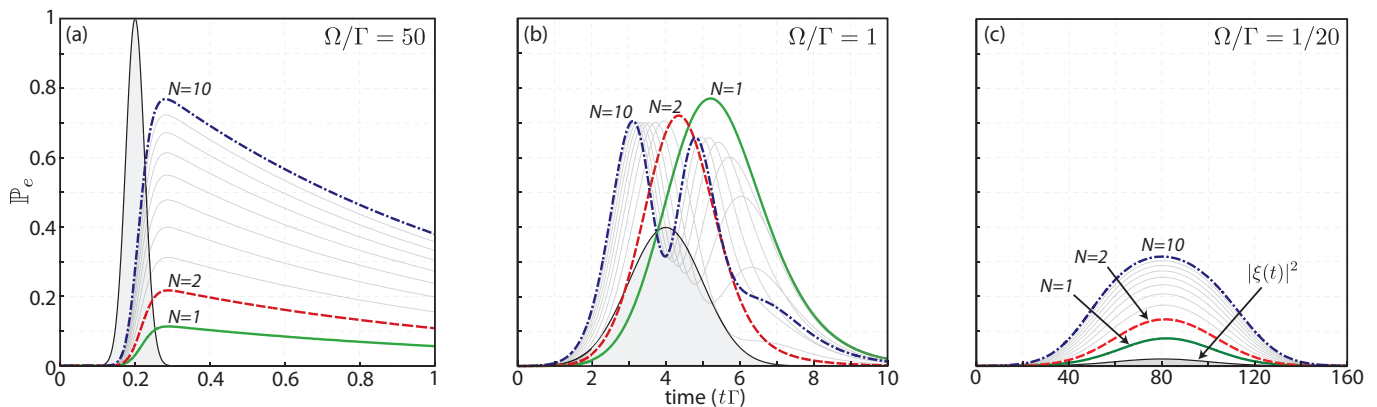


FIG. 4: (Color online) Excitation probability \mathbb{P}_e of a two-level atom interacting with Gaussian wave packets of bandwidth $\Omega/\Gamma = \{50, 1, 1/20\}$ prepared with $N \in \{1, \dots, 10\}$ photons. Highlighted are $N = 1$ (solid), $N = 2$ (dashed), and $N = 10$ (dash-dot). The wave packet $|\xi(t)|^2$ is plotted in black filled grey (normalized in (a) for clarity). (a) Behavior of short temporal wave packets (large bandwidths) shows \mathbb{P}_e is ordered by photon number. (b) For intermediate bandwidths, we see damped Rabi oscillations, discussed in Sec. IV C 3. Note that \mathbb{P}_e is not necessarily ordered. (c) Behavior of long temporal wave packets (small bandwidths) where \mathbb{P}_e is again ordered. Note the different time scales in (a), (b), and (c).

agreement with the predicted frequency (in our parameters: $\omega_R = 2\xi(t)\sqrt{\Gamma_g N}$) and good agreement with the predicted amplitude.

For non-rectangular pulses the frequency of the Rabi oscillations is time-dependent as seen in Fig. 4(b). We must account for the time variation of the wave packet $\xi(t)$ in order to define a more general strong coupling parameter. To achieve strong coupling, the coherent coupling rate into the guided modes $\sqrt{N\Gamma_g}|\xi(t)|$ must dominate the total relaxation rate Γ . We can immediately define the condition for instantaneous strong coupling: $\sqrt{N\Gamma_g}|\xi(t)|/\Gamma \gg 1$. However, in order to see interesting dynamics such as a complete Rabi oscillation, the coupling must remain strong over a characteristic timescale τ . From this argument we define an *average* strong cou-

pling parameter,

$$\frac{\sqrt{N\Gamma_g}}{\Gamma\tau} \int_{t_s-\tau/2}^{t_s+\tau/2} dt |\xi(t)| \gg 1 \quad \forall t_s. \quad (49)$$

If, for any wave packet $\xi(t)$, there is a value of t_s such that Eq. (49) is much greater than one, then average strong coupling has been achieved over the time window τ .

A natural choice for τ is the characteristic decay time of the atom, $1/\Gamma$. In Fig. 6(a) we present a contour plot of the average strong coupling parameter for Gaussian wave packets prepared in a single-photon Fock state ($N = 1$). Ideal coupling to the guided mode is assumed, $\Gamma_g = \Gamma = 1$. We see that, for any bandwidth, maximum coupling occurs when the time window is centered at the Gaussian peak (indicated by the vertical, dashed white line) and that the strongest coupling is achieved for $\Omega/\Gamma = 4$. Note that although the average strong coupling parameter for a single photon never exceeds one, for larger photon numbers the \sqrt{N} factor can lead to significant coupling. In Fig. 6(b) the excitation probability dynamics are shown for an optimal bandwidth $\Omega/\Gamma = 4$ wave packet. We see the appearance of damped Rabi oscillations when the wave packet has $N = 50$ photons that are completely absent when only a single photon is in the field. For comparison, a wave packet of bandwidth $\Omega/\Gamma = 2$ is shown in Fig. 6(c). Even at this bandwidth, damped Rabi oscillations appear for $N = 50$ photons, albeit with reduced contrast and frequency.

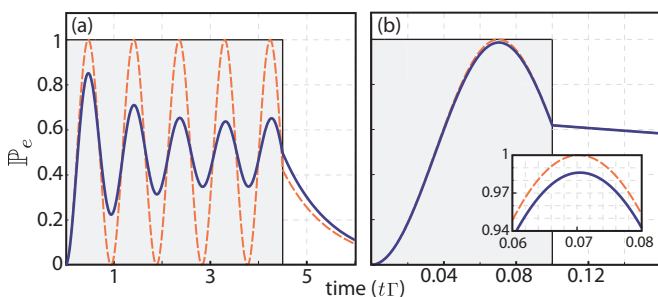


FIG. 5: (Color online) Comparison of the numerically-calculated (dark blue) and analytically-predicted (dashed orange) Rabi oscillations for rectangular wave packets (normalized for clarity) with $N = 50$ photons. (a) Wave packet length t_{\max} large compared to $1/\Gamma$. (b) Wave packet length approaching the limit $t_{\max} \ll 1/\Gamma$. We see increasing agreement between prediction and our numerics.

V. TWO-MODE FOCK STATE MASTER EQUATIONS

In this section we derive the master equations for a system interacting with an arbitrary combination of continuous-mode Fock states in two modes (spatial or

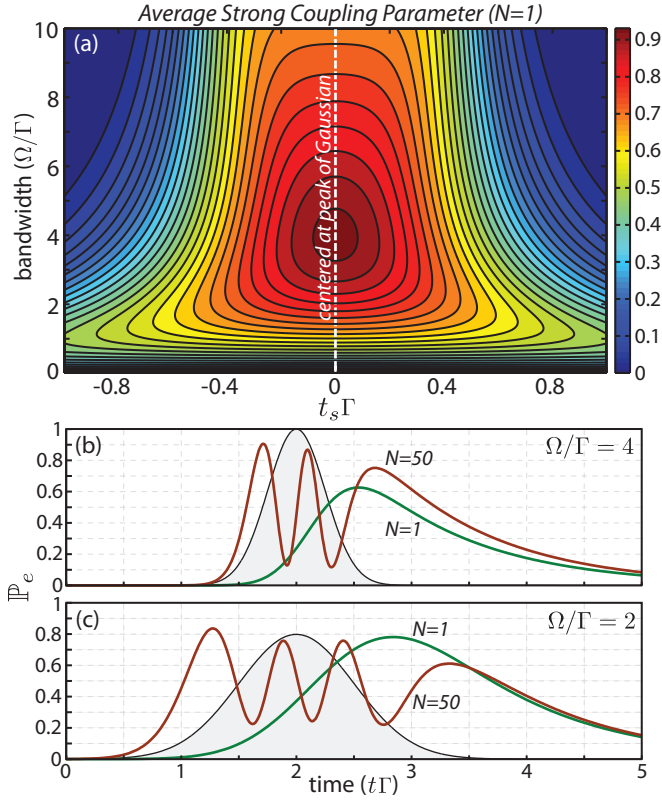


FIG. 6: (Color online) (a) Contour plot of the average strong coupling parameter for a Gaussian wave packet prepared with a single-photon as a function of center of the time window (t_s) and bandwidth Ω/Γ (where $\tau = 1/\Gamma$). (b) and (c): Excitation probability of a two-level atom interacting with a wave packet of bandwidths $\Omega/\Gamma = 4$ for (b) and $\Omega/\Gamma = 2$ for (c). Only $N = 1$ and $N = 50$ photons are shown. The normalized wave packets $|\xi(t)|^2$ are shown in black filled grey.

polarization). This generalization allows one to consider wave packets scattering off of atoms or addressing multiple dipole transitions, for instance. The analysis for two modes is conceptually identical to but algebraically more complicated than the single-mode case.

A. Multi-mode Itô Langevin equations

The evolution of a system operator driven by multiple quantum noises is given by the multi-mode Itô Langevin equation,

$$dX = \left(i[H, X] + \sum_i \mathcal{L}^\dagger[L_i]X \right) dt + [L_i^\dagger, X]S_{ij}dB_j + S_{ij}^\dagger[X, L_i]dB_j^\dagger + (S_{ki}^\dagger X S_{kj} - \delta_{ij}X)d\Lambda_{ij}. \quad (50)$$

where the modes are labeled by the subscripts $\{i, j, k\}$ and repeated indices are summed. H is an external system Hamiltonian, the operator L_i couples the system to

the i th field mode, and the scattering operator S_{ij} is constrained by: $S_{ik}S_{jk}^\dagger = \delta_{ij}I$ and $S_{ki}^\dagger S_{kj} = \delta_{ij}I$ (see [73, Appendix A], [74, Sec. IV] and [75] and the references therein for more details on multi-mode QSDEs). Note that the subscript t on the multi-mode quantum noise increments has been dropped for notational compactness in favor of the mode labels $\{i, j\}$. The multi-mode quantum noise increments are defined,

$$dB_i = \int_t^{t+dt} ds b_i(s), \text{ and } d\Lambda_{ij} = \int_t^{t+dt} ds b_i^\dagger(s)b_j(s). \quad (51)$$

The composition rules for these quantum noises increments under Fock state expectation are

$$\begin{aligned} dB_i dB_j^\dagger &= \delta_{ij} dt, & dB_i d\Lambda_{jk} &= \delta_{ij} dB_k, \\ d\Lambda_{ij} d\Lambda_{kl} &= \delta_{jk} d\Lambda_{il}, & d\Lambda_{ij} dB_k^\dagger &= \delta_{jk} dB_i^\dagger. \end{aligned} \quad (52)$$

B. Two-mode Fock states

We consider the case where photons in mode one are prepared in a temporal wave packet $\xi(t)$ and those in mode two are in the wave packet $\eta(t)$. The two-mode Fock state with N photons in mode one and Q photons in mode two is,

$$|N_\xi\rangle \otimes |Q_\eta\rangle = \frac{1}{\sqrt{N!Q!}} \left[B_1^\dagger(\xi) \right]^N \left[B_2^\dagger(\eta) \right]^Q |0; 0\rangle,$$

where the operators $B_i^\dagger(\cdot)$ are defined in Eq. (12).

C. Two-mode Fock-state master equations for the system

Here we specialize the multi-mode equations, Eq. (50) and Eq. (51), to two modes by restricting the indices to run over the mode labels $\{1, 2\}$. In Appendix D we show how to do this calculation for any number of modes. We introduce notation for representing asymmetric expectations over two-mode Fock states,

$$\begin{aligned} \mathbb{E}_{m,n;p,q}[X(t)] &= \text{Tr}_{\text{sys+field}} \left[(\rho_{\text{sys}} \otimes |m_\xi\rangle \langle n_\xi| \otimes |p_\eta\rangle \langle q_\eta|)^\dagger X(t) \right] \\ &\equiv \text{Tr}_{\text{sys}} \left[\varrho_{m,n;p,q}^\dagger(t) X \right], \end{aligned} \quad (53)$$

which also defines the two-mode generalized density operators $\varrho_{m,n;p,q}$ in analogy with Eq. (17). The reference field state is written as a tensor product where the labels $\{m, n\}$ refer to mode one and $\{p, q\}$ to mode two. The two-mode Heisenberg master equations are found by taking field expectations over the equation of motion Eq. (50). Thus, the action of the quantum noises on two

mode Fock states is needed:

$$dB_1|n_\xi; q_\eta\rangle = dt\sqrt{n}\xi(t)|n-1_\xi; q_\eta\rangle, \quad (54a)$$

$$dB_2|n_\xi; q_\eta\rangle = dt\sqrt{q}\eta(t)|n_\xi; q-1_\eta\rangle, \quad (54b)$$

$$d\Lambda_{11}|n_\xi; q_\eta\rangle = dB_1^\dagger\sqrt{n}\xi(t)|n-1_\xi; q_\eta\rangle, \quad (54c)$$

$$d\Lambda_{12}|n_\xi; q_\eta\rangle = dB_1^\dagger\sqrt{q}\eta(t)|n_\xi; q-1_\eta\rangle. \quad (54d)$$

The actions of $d\Lambda_{21}$ and $d\Lambda_{22}$ are similar.

We then obtain the Schrödinger-picture master equations with Eq. (53) and the cyclic property of the trace,

$$\begin{aligned} \frac{d}{dt}\varrho_{m,n;p,q}(t) = & -i[H, \varrho_{m,n;p,q}] + (\mathcal{L}[L_1] + \mathcal{L}[L_2])\varrho_{m,n;p,q} \\ & + \sqrt{m}\xi(t)[S_{i1}\varrho_{m-1,n;p,q}, L_i^\dagger] + \sqrt{p}\eta(t)[S_{i2}\varrho_{m,n;p-1,q}, L_i^\dagger] + \sqrt{n}\xi^*(t)[L_i, \varrho_{m,n-1;p,q}S_{i1}^\dagger] + \sqrt{q}\eta^*(t)[L_i, \varrho_{m,n;p,q-1}S_{i2}^\dagger] \\ & + \sqrt{mn}|\xi(t)|^2 (S_{i1}\varrho_{m-1,n-1;p,q}S_{i1}^\dagger - \varrho_{m-1,n-1;p,q}) + \sqrt{pq}|\eta(t)|^2 (S_{i2}\varrho_{m,n;p-1,q-1}S_{i2}^\dagger - \varrho_{m,n;p-1,q-1}) \\ & + \sqrt{mq}\xi(t)\eta^*(t)S_{i1}\varrho_{m-1,n;p,q-1}S_{i2}^\dagger + \sqrt{np}\xi^*(t)\eta(t)S_{i2}\varrho_{m,n-1;p-1,q}S_{i1}^\dagger, \end{aligned} \quad (55)$$

where the subscript i is summed over the mode labels. The initial conditions are

$$\varrho_{m,n;p,q}(0) = \rho_{\text{sys}} \quad \text{if } m = n \text{ and } p = q \quad (56)$$

$$\varrho_{m,n;p,q}(0) = 0 \quad \text{if } m \neq n \text{ or } p \neq q. \quad (57)$$

To solve a two-mode master equation with N photons in mode one and Q photons in mode two, $\rho_{\text{field}} = |N_\xi\rangle\langle N_\xi| \otimes |Q_\eta\rangle\langle Q_\eta|$, we need to propagate $(N+1)^2 \times (Q+1)^2$ coupled equations. As in the single-mode case the symmetries in the generalized density operators, $\varrho_{n,m;q,p} = \varrho_{m,n;p,q}^\dagger$, reduce the number of independent equations to $\frac{1}{4}(N+1)(N+2)(Q+1)(Q+2)$.

D. General input field states in the same wave packet

So far we have only considered the case where the input fields in mode one and two are in “pure” Fock states, although we allowed for different wave packets. These results can be generalized to field states described by an arbitrary combination (superposition and/or mixture) of Fock states. Consider the state

$$\rho_{\text{field}} = \sum_{m,n,p,q=0}^{\infty} c_{m,n;p,q} |n_\xi\rangle\langle m_\xi| \otimes |q_\eta\rangle\langle p_\eta| \quad (58)$$

$$= \sum_{m,n,p,q=0}^{\infty} c_{m,n;p,q} |n_\xi; q_\eta\rangle\langle m_\xi; p_\eta|. \quad (59)$$

As before, the coefficients, $c_{m,n;p,q}$, are constrained by the requirements of valid quantum states. For example the entangled N00N state for one photon is given by $\rho_{\text{field}} = \frac{1}{2}(|1_\xi; 0\rangle\langle 1_\xi; 0| + |1_\xi; 0\rangle\langle 0; 1_\xi| + |0; 1_\xi\rangle\langle 1_\xi; 0| + |0; 1_\xi\rangle\langle 0; 1_\xi|)$.

When the input field is described by Eq. (58), the total

system state is given by

$$\varrho_{\text{total}}(t) = \sum_{m,n,p,q} c_{m,n;p,q}^* \varrho_{m,n;p,q}(t), \quad (60)$$

where $\varrho_{m,n;p,q}(t)$ are the solutions to the master equations in Eq. (55). The composition for expectation values is given by

$$\mathbb{E}_{\text{total}}[X(t)] = \sum_{m,n,p,q} c_{m,n;p,q} \mathbb{E}_{m,n;p,q}[X(t)]. \quad (61)$$

As before, the conjugate coefficients in Eq. (60) come from the Hilber-Schmidt inner product, Eq. (15). This technique also applies to the output field quantities in Sec. V E.

E. Two-mode output field quantities

The output field equations for two modes are significantly more complicated than the single-mode case because one can consider linear combinations of the modes. Thus, there is a continuum of possible output photon fluxes and field quadratures. Here we focus on photon flux and field quadrature observables that are diagonal in the modes. More complicated output observables that combine both modes can be obtained using beam splitter relations – effectively, a change of basis – as described in Ref. [74].

1. Photon flux

The number of photons scattered from mode j into mode i in the interval t to $t + dt$ is given by $d\Lambda_{ij}^{\text{out}}$. Its

equation of motion is

$$d\Lambda_{ij}^{\text{out}} = L_i^\dagger L_j dt + L_i^\dagger S_{jk} dB_k + S_{ik}^\dagger L_j dB_k^\dagger + S_{ki}^\dagger S_{lj} d\Lambda_{ij}. \quad (62)$$

Any possible two-mode photon counting distribution is given by taking expectations of Eq. (62). For example, tracing over the system and field for $d\Lambda_{11}$ gives the mean photon flux in mode one,

$$\begin{aligned} \frac{d}{dt} \mathbb{E}_{m,n;p,q}[\Lambda_{11}^{\text{out}}(t)] &= \mathbb{E}_{m,n;p,q}[L_1^\dagger L_1] \\ &+ \sqrt{m} \xi^*(t) \mathbb{E}_{m-1,n;p,q}[S_{11}^\dagger L_1] \\ &+ \sqrt{p} \eta^*(t) \mathbb{E}_{m,n;p-1,q}[S_{12}^\dagger, L_1] \\ &+ \sqrt{n} \xi(t) \mathbb{E}_{m,n-1;p,q}[L_1^\dagger S_{11}] \\ &+ \sqrt{q} \eta(t) \mathbb{E}_{m,n;p,q-1}[L_1^\dagger S_{12}], \\ &+ \sqrt{mn} |\xi(t)|^2 \sum_{i,j} \mathbb{E}_{m-1,n-1;p,q}[S_{i1}^\dagger S_{j1}]. \end{aligned} \quad (63)$$

The equation for mode two follows similarly.

2. Field quadratures

The output quantum noise in mode i is given by

$$dB_i^{\text{out}} = S_{ij} dB_j + L_i dt. \quad (64)$$

Just as in the single-mode case, field quadratures are Hermitian combinations of B_i and B_i^\dagger . For instance, the field quadrature in mode one, $Z_1 = e^{i\phi} B_1 + e^{-i\phi} B_1^\dagger$. The equation of motion for the mean output field quadrature Z_1^{out} , or homodyne current, after the interaction is,

$$\begin{aligned} \frac{d}{dt} \mathbb{E}_{m,n;p,q}[Z_1^{\text{out}}(t)] &= \mathbb{E}_{m,n;p,q}[e^{i\phi} L_1 + e^{-i\phi} L_1^\dagger] \\ &+ e^{i\phi} \sqrt{m} \xi^*(t) \mathbb{E}_{m-1,n;p,q}[S_{11}^\dagger] \\ &+ e^{i\phi} \sqrt{p} \eta^*(t) \mathbb{E}_{m,n;p-1,q}[S_{12}^\dagger] \\ &+ e^{-i\phi} \sqrt{n} \xi(t) \mathbb{E}_{m,n-1;p,q}[S_{11}] \\ &+ e^{-i\phi} \sqrt{q} \eta(t) \mathbb{E}_{m,n;p,q-1}[S_{12}]. \end{aligned} \quad (65)$$

The equations for Z_2^{out} follow similarly.

F. General two-mode N -photon states

The formalism developed in Sec. III suffices to describe arbitrary states in each mode separately and thus is directly applicable to the two-mode master equations.

A slightly more general case is when there are m photons in mode one and $N-m$ photons in mode two with an arbitrary spectral distribution function (such two-mode

states can be entangled in the spectral degree of freedom). These states can be written

$$\begin{aligned} |\psi_N\rangle &= \int d\omega_1 \dots d\omega_N \tilde{\xi}_N(\omega_1, \dots, \omega_N) \\ &\times b_1^\dagger(\omega_1) \dots b_1^\dagger(\omega_m) b_2^\dagger(\omega_{m+1}) \dots b_2^\dagger(\omega_N) |0\rangle. \end{aligned} \quad (66)$$

With a straightforward generalization of the formalism developed in Appendix (C) and Sec. III one can derive master equations for states of the form of Eq. (66).

Even more general is an N -photon state distributed over two modes b_1 and b_2 ,

$$\begin{aligned} |\psi_N\rangle &= \int d\omega_1 \dots d\omega_N \tilde{\xi}_N(\omega_1, \dots, \omega_N) \\ &\times \prod_i^N (\alpha_i b_1^\dagger(\omega_i) + \beta_i b_2^\dagger(\omega_i)) |0\rangle \end{aligned} \quad (67)$$

where α_i and β_i are weights for modes one and two, respectively. For example, if we set all the $\alpha_i = 0$ in Eq. (67) then there would be N photons in mode two. For a small number of photons it is tedious, but possible, to write down the occupation number representation of the state in Eq. (67). Finding an efficient representation for such state with arbitrary N is an open problem and would allow a derivation of general two-mode master equations.

VI. TWO-MODE EXAMPLE: FOCK-STATE SCATTERING FROM A TWO-LEVEL ATOM

In this section we illustrate the use of our two-mode formalism by examining the photon flux of the transmitted and reflected fields when Fock states are incident on a two-level atom [27–31, 33–35, 37]. The two modes are the forward- and backward-propagating fields, as in a tightly-confined waveguide QED setting [31, 34]. As before we specialize to a Gaussian wave packet $\xi(t)$ described by Eq. (46). The master equation parameters we use are again those for dipole coupling without external Hamiltonian drive: $H = 0$, $L_i = \sqrt{\Gamma_i} |g\rangle \langle e|$, $S_{ii} = I$, $S_{ij} = 0$ for $i \neq j$, and the coupling rate is chosen to be $\Gamma_i = 1/2$. The forward-propagating field is prepared in a Fock state with $N \in \{1, \dots, 5\}$ photons while the backward mode is initially in vacuum; that is, $|\psi_{\text{field}}\rangle = |N_\xi; 0\rangle$.

In Fig. 7(a) we plot the excitation probability \mathbb{P}_e for a two-level atom interacting with a wave packet with bandwidth $\Omega/\Gamma = 1$. The photon flux of the transmitted and reflected fields is plotted in Figures 7(b) and (c), normalized to the number of input photons N .

We first examine the single-photon input state (solid green curves). While absorbing the photon, the atom has a substantial \mathbb{P}_e . The two peaks in the transmitted flux correspond to the attenuated input wave packet and the contribution from remission into the forward mode [28]. Notice the dip between the peaks occurs when there is

a large atomic excitation. Consequently this dip in the transmitted photon flux is due to atomic absorption and destructive interference with the incoming wave packet [28, 29, 33, 35]. Conversely, energy from the field that is not absorbed is scattered into the backward mode through the reemission process [28]. For $N > 1$, we see that the excitation probability is comparable to that for a single photon, but the relative transmitted and reflected photon fluxes are quite different. In particular the ratio of transmitted to reflected flux increases with N .

In order to understand this phenomena it is necessary to consider the normalized transmitted and reflected photon numbers in the long-time limit ($\mathbb{E}[\Lambda_{11}]$ and $\mathbb{E}[\Lambda_{22}]$) at different bandwidths [28, 34]. In Fig. 8 we explore this issue numerically. Recall that the reflection process is facilitated by absorption and then reemission into the backward mode. Thus one would expect reflection to dominate for small bandwidth wave packets, which is indeed what is seen in the left hand side of Fig. 8. In the large bandwidth limit very little of the wave packet is near resonance with the atomic transition so no absorption occurs and the wave packet is transmitted. The bump in the $N > 1$ transmission and reflection curves is a consequence of an effective photon-photon interaction [31, 34, 76]. By calculating the scattering eigenstates, Zheng et al. found “multi-photon bound states” [34]

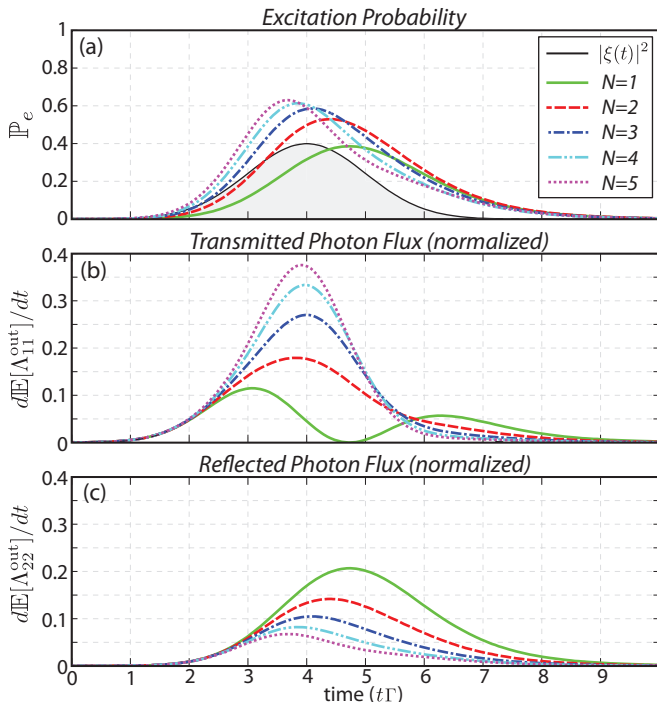


FIG. 7: (Color online) Scattering of a Gaussian wave packet of bandwidth $\Omega/\Gamma = 1$ from a two-level atom. The wave packet $|\xi(t)|^2$ (black filled grey) is prepared with $N \in \{1, \dots, 5\}$ photons. (a) Excitation probability. Photon flux of the transmitted (b) and reflected (c) fields, normalized to input photon number.

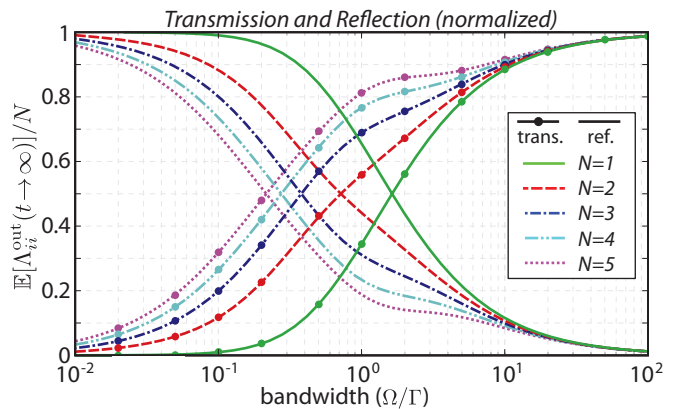


FIG. 8: (Color online) Normalized transmission and reflection for Gaussian wave packets, prepared with $N \in \{1, \dots, 5\}$ photons, with bandwidths Ω/Γ scattering from a two-level atom. The left (right) side represents long (short) temporal wave packets. For larger photon number, note the increased transmission at intermediate bandwidths.

which can increase transmission in that bandwidth region.

It is also possible to examine scattering between the forward and backward modes, as was studied in Ref. [34], by propagating the equations for Λ_{12} and Λ_{21} ; however, we omit this analysis for brevity.

VII. DISCUSSION

In this paper we have derived master equations for an arbitrary quantum system interacting with a continuous-mode Fock state in one or two modes (spatial and/or polarization). We generalized these results to include superpositions and mixtures of N -photon states with arbitrary spectral distribution functions, and thus we can describe interaction with very general states of light.

The power of our formalism lies in its direct applicability to more general systems of interest in quantum optics such as multi-level atoms, symmetrically-coupled atomic ensembles, and continuous variable systems such as nano mechanical resonators. For example, it is possible to reproduce the cavity-mediated, single-photon pulse shaping results of Ref. [67]. First we identify that $H = 0$, $L = \sqrt{\gamma}a$, and $S = I$ are the relevant substitutions. Then, our expression for the output photon flux, Eq. (23), is equivalent to Equation (22) in Ref. [67] for one photon (i.e. in our equations set $N_{\max} = 1$) after some algebraic gymnastics.

As pedagogical examples, we studied features of Fock states interacting with a two-level atom in one and two modes. In the single-mode model [Sec. IV] we saw the maximum excitation probability \mathbb{P}_e^{\max} was low for both small ($\Omega/\Gamma \ll 10^{-1}$) and large ($\Omega/\Gamma \gg 10^2$) bandwidths. The low \mathbb{P}_e^{\max} for small bandwidths, centered at the atomic resonance, might seem counter intuitive. In

the time domain the corresponding wave packet is broad, nevertheless the near-resonant photons all get absorbed, but are immediately reemitted by the vacuum coupling, which leads to a small average \mathbb{P}_e . This intuition is confirmed in the two-mode simulations, presented in Sec. VI, where wave packets with small bandwidths are nearly perfectly reflected. The reflection is mediated by photon absorption and the consequent reemission, which is directionally unbiased. However, destructive interference between the incoming wave packet and the transmitted mode results in reflection only; i.e. the atom can act as a perfect reflector.

A detailed investigation of this phenomenon requires access to the individual quantum trajectories [77] rather than the ensemble averaged evolution given by the master equations. For a single photon, a step towards the differential equations for the quantum trajectories, known as stochastic master equations or quantum filters [78], was given in Ref. [26]. Gheri et al. [26, Sec. V] suggested using the cascaded systems approach [51, 52] to determine the conditional evolution of a single photon interacting with a quantum system. This suggestion has become a standard approach see e.g. Ref. [79]. However an elegant alternative exists. Recently the single-photon quantum filtering equations were derived from first principles for homodyne [53, 54] and photon-counting [54] measurements of the output fields. We are presently extending these to Fock states in one and two modes. Access to the conditional states would allow for measurement-based feedback control [68].

A number of interesting applications of our formalism remain to be explored, including the investigation of pulse shaping for few-photon states, high efficiency quantum memories, and mediated photon-photon interactions. Our formalism is particularly applicable to quantum networks [4, 5]. Recently, the theory of cascaded quantum systems [51, 52] has been formalized to the point where simple rules for composing modular quantum optical systems into a network have been developed [62, 74, 75, 80, 81]. One needs only the (S, L, H) -tuple of each module specified in order to perform network analysis and simplification. As our description of the system, input, and output fields is also in terms of a (S, L, H) -tuple, it is likely that our formalism can be ported to this setting.

Acknowledgements: The authors acknowledge helpful discussions with Yimin Wang, Jiří Minář, Valerio Scarani, Norman Yao, Brad Chase, and Ivan Deutsch. In particular the authors would like to thank Carl Caves for carefully reading part of this manuscript and making many helpful suggestions. JC would also like to thank the participants in the experimental session of the CQT Workshop on Quantum Tomography for valuable comments as well as Matt James, Hendra Nurdin, John Gough, and Masahiro Yanagisawa for many discussions about QSDEs. BQB would like to thank Valerio Scarani for financial support during a research visit. BQB, RLC, and JC acknowledge financial support from NSF Grant

No. PHY-0969997, No. PHY-0903953, and No. PHY-1005540, ONR Grant No. N00014-11-1-008, and AFOSR Grant No. Y600242. AMB acknowledges support from DARPA (QuBE).

Appendix A: Quantum noise and quantum stochastic calculus

A rich mathematical machinery forms the foundation for the manipulation of QSDEs and their derivation from physical systems. Here we only touch the surface commensurate with our purposes; an interested reader is directed to Refs. [45, 46, 50, 59, 61, 62, 68, 82–85] for a more rigorous and detailed analysis.

We present an introduction to the formalism of quantum stochastic calculus through the canonical example of a two-level atom interacting with a quantized, one-dimensional field. The atomic raising and lowering operators are $\sigma_+ = |e\rangle\langle g|$ and $\sigma_- = |g\rangle\langle e|$ with transition frequency ω_0 . The field is described by creation and annihilation operators, $a^\dagger(\omega)$ and $a(\omega)$, obeying the commutation relation $[a(\omega), a^\dagger(\omega')] = \delta(\omega - \omega')$. The interaction-picture coupling between the atom and the field, within the rotating wave approximation, is

$$H_{\text{int}}(t) = -i\hbar\sigma_+ \int d\omega \kappa(\omega)a(\omega)e^{-i(\omega-\omega_0)t} + \text{H.c.}, \quad (\text{A1})$$

where the dipole coupling, $\kappa(\omega) = |\langle e|d|g\rangle|\sqrt{\omega/4\pi\epsilon_0\hbar cA}$, has units of $\sqrt{\text{frequency}}$ and A is the effective transverse cross-sectional area of the mode, see Domokos et al. [27].

1. The quantum white noise limit

To take the quantum white noise limit we first assume weak coupling, i.e. that $|\kappa(\omega)|^2 \ll \omega_0$. When $\kappa(\omega)$ is slowly varying around ω_0 , we make the Markov approximation that the atom has a flat spectral response; i.e. $\kappa(\omega) \rightarrow \kappa(\omega_0)$. This implies that the correlation time of the field is short compared to the slowly-varying interaction time, $\tau_s \approx 1/|\kappa(\omega_0)|^2$. From the perspective of atomic operators, the field is δ -correlated in time and retains no memory of its past interactions. In this limit we can introduce the following field operators,

$$b(t) = \frac{1}{\sqrt{2\pi}} \int d\omega a(\omega) e^{-i(\omega-\omega_0)t}, \quad (\text{A2})$$

which obey the commutation relation $[b(t), b^\dagger(t')] = \delta(t - t')$. For classical stochastic processes, δ -correlation implies white noise, so the operators $b(t)$ and $b^\dagger(t)$ are dubbed *quantum white noise operators*. Recast in terms of these operators the interaction Hamiltonian is

$$H_{\text{int}}(t) = i\sqrt{\gamma} (\sigma_- b^\dagger(t) - \sigma_+ b(t)) \quad (\text{A3})$$

where we define $\kappa(\omega_0) = \sqrt{\gamma/2\pi}$ and set $\hbar = 1$.

Under the white noise-driven Hamiltonian in Eq. (A3), the system and the field undergo joint unitary evolution via the propagator $U(t)$ that satisfies the Schrodinger equation,

$$\frac{d}{dt}U(t) = \sqrt{\gamma} (\sigma_- b^\dagger(t) - \sigma_+ b(t)) U(t). \quad (\text{A4})$$

This expression defies rigorous mathematical definition due to the singular commutation relation of the operators $b(t)$ and $b^\dagger(t)$. To remedy this we first consider the quantum stochastic processes,

$$B_t = \int_0^t ds b(s) \quad \text{and} \quad B_t^\dagger = \int_0^t ds b^\dagger(s). \quad (\text{A5})$$

The singular nature of the quantum white noise operators can be removed by expressing Eq. (A4) in terms of the continuous differential increments dB_t and dB_t^\dagger of Eq. (A5):

$$\int_t^{t+dt} ds b(s) \mapsto dB_t \quad \text{and} \quad \int_t^{t+dt} ds b^\dagger(s) \mapsto dB_t^\dagger. \quad (\text{A6})$$

These are the quantum, non-commuting analogues of the classical Wiener process and are referred to generically as *quantum noise increments*. Now equation (A4) can be recast in differential form:

$$dU_t = \sqrt{\gamma} (\sigma_- dB_t^\dagger - \sigma_+ dB_t) \circ U_t. \quad (\text{A7})$$

Although technically an integral equation, this is referred to as a *quantum stochastic differential equation* (QSDE).

In contrast to ordinary differential equations, white noise QSDEs have equivalent but non-identical representations. Equation (A7) is an example of a Stratonovich QSDE, identified by the notation $dB_t \circ U_t$, which indicates the ordering of dB_t and U_t is important; i.e. that they do not commute. Stratonovich QSDEs arise as the natural form for the quantum white noise limit of physical processes [82] and follow the rules of standard calculus. More amenable for our purposes is the Itô form of a white noise QSDE. The quantum Itô integral is defined such that the integrand and the operator differential, dB_t , act on independent time intervals and therefore commute, which is useful for taking expectations. Thus, we will work exclusively with QSDEs in Itô form, denoted simply by $dB_t U_t$. However, the Itô form brings the burden of its own calculus, which requires that differentials be taken to second order.

Performing the conversion from Stratonovich to Itô form [46, 82] on Eq. (A7) and renormalizing a trivial energy shift, we obtain the QSDE for the unitary time-evolution operator

$$dU_t = \left(\sqrt{\gamma} \sigma_- dB_t^\dagger - \sqrt{\gamma} \sigma_+ dB_t - \frac{1}{2} \gamma \sigma_+ \sigma_- dt \right) U_t. \quad (\text{A8})$$

The first two terms represent the atomic dipole coupling to the quantum noise increments, and the third deterministic term is an artifact of the transformation from Stratonovich to Itô form, known as the *Itô correction*.

2. General stochastic time evolution operator

The quantum white noise limit can be extended to include coupling of a system operator \tilde{S} to the number of photons in the field at time t . This interaction Hamiltonian is

$$H_{\text{num}}(t) = \tilde{S} b^\dagger(t) b(t). \quad (\text{A9})$$

From this Hamiltonian we identify a third fundamental quantum noise which can drive the system in the white noise limit,

$$\Lambda_t = \int_0^t ds b^\dagger(s) b(s) \quad (\text{A10})$$

which has increments

$$\int_t^{t+dt} ds b^\dagger(s) b(s) \mapsto d\Lambda_t. \quad (\text{A11})$$

Including the possibility of an external system Hamiltonian H , the most general QSDE for the time evolution operator in one mode has the form [74]

$$dU_t = \left\{ -\left(\frac{1}{2} L^\dagger L + iH\right) dt - L^\dagger S dB_t + L dB_t^\dagger + (S - I) d\Lambda_t \right\} U_t. \quad (\text{A12})$$

This equation describes the coupling of system operators L , L^\dagger , and S to the quantum noises dB_t^\dagger , dB_t , $d\Lambda_t$, and I is the identity operator. The system operator S can be found from the bare Hamiltonian coupling of \tilde{S} in Eq. (A9) with rules described in Ref. [86].

3. Itô Langevin equations

The time evolution operator in Eq. (A12) allows us to calculate the equation of motion for an operator O . Since we work with Itô QSDEs, this requires taking differentials to second order,

$$d(U_t^\dagger O U_t) = dU_t^\dagger O U_t + U_t^\dagger O dU_t + dU_t^\dagger O dU_t. \quad (\text{A13})$$

Note that in the literature one may encounter the “quantum flow” notation where an operator O at time t is given in the Heisenberg picture by $j_t(O) \equiv U_t^\dagger O U_t$. When manipulating QSDEs such as Eq. (A13) one encounters products of the quantum noise increments. Under vacuum expectation the rules for these products are given by the vacuum Itô table

$$\begin{array}{c|ccc} \times & dB_t & d\Lambda_t & dB_t^\dagger dt \\ \hline dB_t & 0 & dB_t dt & 0 \\ d\Lambda_t & 0 & d\Lambda_t & dB_t^\dagger 0 \\ dB_t^\dagger & 0 & 0 & 0 \\ dt & 0 & 0 & 0 \end{array}, \quad (\text{A14})$$

where we take the row and multiply by the column (row \times column) to obtain the resulting product under vacuum.

With Eq. (A13) and Eq. (A14) we can write down the Itô QSDE for an operator $X \otimes I_{\text{field}}$,

$$dX = (i[H, X] + \mathcal{L}^\dagger[L]X)dt + [L^\dagger, X]SdB_t + S^\dagger[X, L]dB_t^\dagger + (S^\dagger XS - X)d\Lambda_t, \quad (\text{A15})$$

referred to as an *Itô Langevin equation*. Further, we can write down the Itô Langevin equation for output field quantities, such as the quantum noise B_t^{out} ,

$$dB_t^{\text{out}} = Ldt + SdB_t, \quad (\text{A16})$$

and photon number Λ_t^{out} ,

$$d\Lambda_t^{\text{out}} = L^\dagger Ldt + L^\dagger SdB_t + S^\dagger LdB_t^\dagger + S^\dagger Sd\Lambda_t, \quad (\text{A17})$$

where $S^\dagger S = I$.

4. Multi-mode time evolution operator

The evolution of a system driven by multiple quantum noises is given by the QSDE for the multi-mode time evolution operator,

$$dU_t = \left\{ (S_{ij} - \delta_{ij}I)d\Lambda_{ij} - L_i^\dagger S_{ij}dB_j + L_i dB_i^\dagger - \left(\frac{1}{2}L_i^\dagger L_i + iH\right)dt \right\} U_t, \quad (\text{A18})$$

where L_i is the coupling between the i th mode and the system, H is an external Hamiltonian, and the scattering operator S_{ij} is constrained by: $S_{ik}S_{jk}^\dagger = \delta_{ij}I$ and $S_{ki}^\dagger S_{kj} = \delta_{ij}I$ (see [73, Appendix A] and [74, Sec. IV] and the references therein for more details on multi-mode QSDEs). Note that the subscript t on the quantum noises has been dropped for notational compactness in favor of the mode labels $\{i, j\}$. The multi-mode quantum noise increments are defined:

$$\int_t^{t+dt} ds b_i(s) \mapsto dB_i, \quad \text{and} \quad \int_t^{t+dt} ds b_i^\dagger(s) b_j(s) \mapsto d\Lambda_{ij}. \quad (\text{A19})$$

Appendix B: Quantum stochastic calculus for Fock states

1. Action of the quantum noise increments on Fock states

Recall the single photon state is defined by $|1_\xi\rangle = \int ds \xi(s)b^\dagger(s)|0\rangle \equiv B^\dagger(\xi)|0\rangle$. Acting the quantum noise

increment dB_t on this state gives

$$\begin{aligned} dB_t|1_\xi\rangle &= \int_t^{t+dt} dr b(r) \int ds \xi(s)b^\dagger(s)|0\rangle \\ &= \int_t^{t+dt} \int dr ds (b^\dagger(s)b(r) + \delta(s-r))\xi(s)|0\rangle \\ &= \int_t^{t+dt} ds \xi(s)|0\rangle \\ &= dt \xi(t)|0\rangle. \end{aligned} \quad (\text{B1})$$

Some of this algebraic manipulation can be simplified by using the Gardiner-Collett heuristic $dB_t \equiv dt b(t)$ [46]. Using this and the commutation relation $[b(t), B^\dagger(\xi)] = \xi(t)$ this procedure is extended incrementally to higher photon numbers. Through induction we obtain,

$$dB_t|n_\xi\rangle = dt\sqrt{n}\xi(t)|n-1_\xi\rangle. \quad (\text{B2})$$

By the same procedure we find the action of $d\Lambda_t$,

$$d\Lambda_t|n_\xi\rangle = dB_t^\dagger \sqrt{n}\xi(t)|n-1_\xi\rangle. \quad (\text{B3})$$

2. Fock and N -photon Itô tables

The vacuum Itô table, Eq. (A14), can require modification for non-vacuum fields, such as thermal, coherent, and squeezed fields [46, 68]. Here we show, surprisingly, that the Itô tables for continuous-mode Fock states and N -photon states are identical to the vacuum Itô table. This property was derived by the authors of Refs. [53, 54] for a single photon, although never explicitly written down in those papers [87].

Consider the expectation of $dB_t dB_t^\dagger$ for a single-photon Fock state. Normally ordering and simplifying gives

$$\langle 1_\xi | dB_t dB_t^\dagger | 1_\xi \rangle = \langle 1_\xi | (dB_t^\dagger dB_t + dt) | 1_\xi \rangle = dt. \quad (\text{B4})$$

Alone, Eq. (B4) is not enough to specify the Itô rule rule for for $dB_t dB_t^\dagger$ because the action of the noise increments on Fock states couple different photon numbers, as in Eq. (B2). Consequently, we must consider cross expectations. Only after showing that $\langle 1_\xi | dB_t dB_t^\dagger | 1_\xi \rangle$, $\langle 0 | dB_t dB_t^\dagger | 1_\xi \rangle$, $\langle 1_\xi | dB_t dB_t^\dagger | 0 \rangle$, and $\langle 0 | dB_t dB_t^\dagger | 0 \rangle$ are proportional to 0 or dt can we say that $dB_t dB_t^\dagger = dt$ for the single photon Itô table.

Now consider Fock states. One must show that $\langle m_\xi | dB_t dB_t^\dagger | n_\xi \rangle = \delta_{m,n} dt$ for all m and n . Thankfully it is straightforward to show that after normally ordering the operators $-dB_t, dB_t^\dagger, B(\xi)$, and $B^\dagger(\xi)$ – the only surviving term is proportional to dt (terms proportional to dt^2 are set to zero). Repeating this prescription for every product of the quantum noise increments in Eq. (B4), one can show the equivalence of the Fock and vacuum Itô tables.

The It \bar{o} table for an N -photon state with an arbitrary spectral distribution function (within the quasi-monochromatic approximation) is also identical to the vacuum table. This follows from the occupation number representation, presented in Appendix C, which relies on a decomposition in a basis of orthogonal Fock states, each of which respects the its own Fock It \bar{o} table.

Appendix C: Occupation number representation for general N -photon states

Here we review the occupation number representation of a general N -photon state presented in Ref. [11]. In one dimension and in a single mode, a general quasi-monochromatic N -photon state can be written as

$$|\psi_N\rangle = \int d\omega_1 \dots d\omega_N \tilde{\psi}(\omega_1, \dots, \omega_N) \times b^\dagger(\omega_1) \dots b^\dagger(\omega_N) |0\rangle. \quad (\text{C1})$$

In the time domain, this becomes

$$|\psi_N\rangle = \int dt_1 \dots dt_N \psi(t_1, \dots, t_N) b^\dagger(t_1) \dots b^\dagger(t_N) |0\rangle, \quad (\text{C2})$$

where the temporal envelope $\psi(t_1, \dots, t_N)$ is the Fourier transform of $\tilde{\psi}(\omega_1, \dots, \omega_N)$ [12]. The temporal envelope is in general neither factorable nor symmetric in t_k . It can be expanded in a set of complex-valued, orthonormal basis functions that satisfy $\int dt \xi_i^*(t) \xi_j(t) = \delta_{i,j}$,

$$\psi(t_1, \dots, t_N) = \sum_{i_1, \dots, i_N} \lambda'_{i_1, \dots, i_N} \xi_{i_1}(t_1) \dots \xi_{i_N}(t_N). \quad (\text{C3})$$

Each subscript runs over the labels for the basis functions, i.e. $i_k \in \{1, 2, \dots\}$. The expansion coefficients are given by the projection of the temporal envelope onto the basis functions,

$$\lambda'_{\alpha, \beta, \dots, \zeta} = \int dt_1 \dots dt_N \xi_\alpha^*(t_1) \dots \xi_\zeta^*(t_N) \psi(t_1, \dots, t_N). \quad (\text{C4})$$

Defining a creation operator for a single photon in basis mode $\xi_\alpha(t)$ as $B^\dagger(\xi_\alpha) = \int dt \xi_\alpha(t) b^\dagger(t)$, and using Eq. (C2-C4), we write the N -photon state as

$$|\psi_N\rangle = \sum_{i_1, \dots, i_N} \lambda'_{i_1, \dots, i_N} B^\dagger(\xi_{i_1}) \dots B^\dagger(\xi_{i_N}) |0\rangle. \quad (\text{C5})$$

Acting these operators on vacuum yields an expression for the N -photon state in terms of basis Fock states, Eq. (13), in the basis functions,

$$|\psi_N\rangle = \sum_{i_1, \dots, i_N} \lambda'_{i_1, \dots, i_N} \sqrt{n_1! n_2! \dots} |n_1 \xi_1\rangle |n_2 \xi_2\rangle \dots \quad (\text{C6})$$

Counting the number of subscripts of λ' gives the total photon number N , which can be distributed among the basis Fock states in Eq. (C6). The number of photons n_α in a particular basis function $\xi_\alpha(t)$ is found by counting the number of indices of λ' that are equal to α . For example, since they have 3 indices, the coefficients $\{\lambda'_{i_1, i_2, i_3}\}$ all describe a 3-photon state. The coefficient $\lambda'_{1,1,4}$ refers to the state $|2_{\xi_1}\rangle |1_{\xi_4}\rangle$, in which the first and second photons are in $\xi_1(t)$ and the third in $\xi_4(t)$. Due to the indistinguishability of photons, $\lambda'_{1,4,1}$ and $\lambda'_{4,1,1}$ are also coefficients for the state $|2_{\xi_1}\rangle |1_{\xi_4}\rangle$, although they need not have the same value. In general, $\lambda'_{\alpha, \dots, \zeta}$ is not invariant under permutation of its indices. The degree to which index-permutations are equal specifies the level of symmetry in the temporal envelope $\psi(t_1, \dots, t_N)$ [71, 88].

Following [11], we define a new set of coefficients

$$\lambda_{i_1, \dots, i_N} = \sqrt{n_1! n_2! \dots} \sum_{\sigma \in \mathcal{S}_N} \lambda'_{\sigma(i_1, \dots, i_N)} \quad (\text{C7})$$

that sum over all permutations σ (in the symmetric group \mathcal{S}_N) of the indices of coefficients of the type in Eq. (C4) so that no two coefficients in Eq. (C7) refer to the same basis Fock state. The N -photon state of Eq. (C2), written in terms of these coefficients, is

$$|\psi_N\rangle = \sum_{i_1 \leq \dots \leq i_N} \lambda_{i_1, \dots, i_N} |n_1 \xi_1\rangle |n_2 \xi_2\rangle \dots \quad (\text{C8})$$

Now it is clear that these algebraic acrobatics have culminated in a set of expansion coefficients that are precisely probability amplitudes,

$$\sum_{i_1 \leq \dots \leq i_N} |\lambda_{i_1, \dots, i_N}|^2 = 1, \quad (\text{C9})$$

and Eq. (C8) is the *occupation number representation* of the general N -photon state in Eq. (C2).

Appendix D: Multi-mode expectations

In this section we extend our formalism to a countable number of modes. First we define a multi-mode Fock state in T modes:

$$|N_\alpha^1; \dots; N_\omega^T\rangle = \frac{1}{\sqrt{N^1! \dots N^T!}} B^\dagger(\alpha)^{N^1} \dots B^\dagger(\omega)^{N^T} |0\rangle, \quad (\text{D1})$$

where there are N^1 photons in the first mode with the envelope $\alpha(t)$ and $\int_0^\infty ds |\alpha(s)|^2 = 1$.

To derive multi-mode master equations we must introduce notation, *different* from the main text, for representing asymmetric expectations. We define the multi-mode asymmetric expectation to be

$$\begin{aligned} \mathbb{E}_{m^1; \dots; m^T}^{n^1; \dots; n^T} [X(t)] & \quad (\text{D2}) \\ &= \text{Tr}_{\text{sys+field}} \left[(\rho_{\text{sys}} \otimes |m_\alpha^1\rangle \langle n_\alpha^1| \otimes \dots \otimes |m_\omega^T\rangle \langle n_\omega^T|)^\dagger X(t) \right] \\ &\equiv \text{Tr}_{\text{sys}} \left[\left\{ \varrho_{m^1; \dots; m^T}^{n^1; \dots; n^T}(t) \right\}^\dagger X \right], \end{aligned}$$

where the superscripts n^1 and m^1 on $\mathbb{E}[\cdot]$ (and ϱ) refer to “reference states” in mode one. Note that Eq. (D2) also defines the generalized multi-mode density operators $\varrho_{m^1, \dots, m^T}^{n^1, \dots, n^T}(t)$.

The final ingredient needed to derive the multi-mode mode master equation is the action of the quantum noise

increments on Fock states:

$$dB_j |n_\alpha^1; \dots; n_\omega^T\rangle = dt \sqrt{n^j} \theta(t) |n_\alpha^1; \dots; n - 1_\theta^j; \dots; n_\omega^T\rangle,$$

$$d\Lambda_{ij} |n_\alpha^1; \dots; n_\omega^T\rangle = dB_i^\dagger \sqrt{n^j} \theta(t) |n_\alpha^1; \dots; n - 1_\theta^j; \dots; n_\omega^T\rangle.$$

-
- [1] V. Giovannetti, S. Lloyd, and L. Maccone, *Nat. Photon.* **4**, 222 (2011).
- [2] I. D. Leroux, M. H. Schleier-Smith, H. Zhang, and V. Vuletić, *Phys. Rev. A* **85**, 013803 (2012).
- [3] A. Beveratos, R. Brouri, T. Gacoin, A. Villing, J-P. Poizat, and P. Grangier, *Phys. Rev. Lett.* **89**, 187901 (2002).
- [4] H. J. Kimble, *Nature* **453**, 1023 (2008).
- [5] D. L. Moehring, P. Maunz, S. Olmschenk, K. C. Younge, D. N. Matsukevich, L.-M. Duan, and C. Monroe, *Nature* **449**, 68 (2007).
- [6] D. Aghamalyan and Y. Malakyan, *Phys. Rev. A* **84** 042305 (2011).
- [7] E. Knill, R. Laflamme, and G. J. Milburn, *Nature* **409**, 46 (2001).
- [8] P. P. Rohde, T. C. Ralph, and M. A. Nielsen, *Phys. Rev. A* **72**, 052332 (2005).
- [9] J. C. Garrison, R. Y. Chiao, *Quantum Optics*, (Oxford University Press, Oxford, 2008).
- [10] R. Loudon, *The Quantum Theory of Light*, third edition, (Oxford University Press, Oxford, 2000).
- [11] P. Rohde, W. Maurer, and C. Silberhorn, *New J. Phys.* **9**, 91 (2007).
- [12] K. J. Blow, R. Loudon, and S. J. D. Phoenix, and T. J. Shepherd, *Phys. Rev. A* **42**, 4102 (1990).
- [13] G. S. Buller and R. J. Collins, *Meas. Sci. Technol.* **21**, 012002 (2010).
- [14] B. Varcoe, S. Brattke, and H. Walther, *New J. Phys.* **6**, 97 (2004).
- [15] J. McKeever, A. Boca, A. D. Boozer, R. Miller, J. R. Buck, A. Kuzmich, and H. J. Kimble, *Science* **303**, 1992 (2004).
- [16] E. Waks, E. Diamanti, and Y. Yamamoto, *New J. Phys.* **8**, 4 (2006).
- [17] K. Sanaka, K. J. Resch, and A. Zeilinger, *Phys. Rev. Lett.* **96**, 083601 (2006).
- [18] P. Kolchin, C. Belthangady, S. Du, G. Y. Yin, and S. E. Harris, *Phys. Rev. Lett.* **101**, 103601 (2008).
- [19] P. J. Mosley, J. S. Lundeen, B. J. Smith, P. Wasylczyk, A. B. U'Ren, C. Silberhorn, and I. A. Walmsley, *Phys. Rev. Lett.* **100**, 133601 (2008).
- [20] S. Du, J. Wen, and C. Belthangady, *Phys. Rev. A* **79**, 043811 (2009).
- [21] H. P. Specht, J. Bochmann, M. Mücke, B. Weber, E. Figueroa, D. L. Moehring, and G. Rempe, *Nat. Photon.* **3**, 469 (2009).
- [22] I. Afek, O. Ambar, and Y. Silberberg, *Science* **328**, 5980 (2010).
- [23] P. B. R. Nisbet-Jones, J. Dille, Daniel. Ljunggren, and A. Kuhn, *New J. Phys.* **13** 103036 (2011).
- [24] S. Lee, T. Paterek, H. S. Park, and H. Nha, *Opt. Comm.* **285**, 307 (2012).
- [25] C. W. Gardiner and A. S. Parkins, *Phys. Rev. A* **50**, 1792 (1994).
- [26] K. M. Gheri, K. Ellinger, T. Pellizzari, and P. Zoller, *Fortschr. Phys.* **46**, 401 (1998).
- [27] P. Domokos, P. Horak, and H. Ritsch, *Phys. Rev. A* **65**, 033832 (2002).
- [28] G. Drobny, and M. Havukainen, and V. Bužek, *J. Mod. Opt.* **47**, 851 (2000).
- [29] J. T. Shen and S. Fan, *Opt. Lett.* **30**, 2001 (2005).
- [30] L. Zhou, Z. R. Gong, Y. X. Liu, C. P. Sun, and F. Nori, *Phys. Rev. Lett.* **101**, 100501 (2008).
- [31] J. T. Shen and S. Fan, *Phys. Rev. Lett.* **98**, 153003 (2007).
- [32] K. Koshino, *Phys. Rev. A* **77**, 023805 (2008).
- [33] P. Longo, P. Schmitteckert, and K. Busch, *J. Opt. A: Pure Appl. Opt.* **11**, 114009 (2009).
- [34] H. Zheng, D. J. Gauthier, and H. U. Baranger, *Phys. Rev. A* **82**, 063816 (2010).
- [35] Y. Chen, M. Wubs, J. Mørk, and A. F. Koenderink, *New J. Phys.* **13**, 103010 (2011).
- [36] D. Roy, *Phys. Rev. A*, **83**, 043823 (2011).
- [37] D. Roy, *Phys. Rev. B* **81**, 155117 (2010).
- [38] P. V. Elyutin, *Phys. Rev. A* **85**, 033816 (2012).
- [39] M. Stobińska, G. Alber, and G. Leuchs, *EPL* **86**, 14007 (2009).
- [40] Y. Wang, J. Minár, L. Sheridan, and V. Scarani, *Phys. Rev. A* **83**, 063842 (2011).
- [41] M. Stobińska, G. Alber, and G. Leuchs, *Chapter 8 - Quantum Electrodynamics of One-Photon Wave Packets in Unstable States in the Continuous Spectra, Part I: Analysis, Concepts, Methods, and Results*, Edited by Cleanthes A. Nicolaides and Erkki Brändas, *Adv. Quant. Chem.* **60**, pp. 457-483 (2010). Also available as arXiv:1002.3059.
- [42] E. Rephaeli, Jung-Tsung Shen, and S. Fan, *Phys. Rev. A* **82**, 033804 (2010).
- [43] V. I. Yudson and P. Reineker, *Phys. Rev. A* **78**, 052713 (2008).
- [44] M. J. Collett and C. W. Gardiner, *Phys. Rev. A* **30**, 1386 (1984).
- [45] C. W. Gardiner and M. J. Collett, *Phys. Rev. A* **31**, 3761 (1985).
- [46] C. W. Gardiner and P. Zoller, *Quantum noise* (Springer Berlin, 2000).
- [47] B. Yurke and J. S. Denker, *Phys. Rev. A*, **29** 1419 (1984).
- [48] C. M. Caves, *Phys. Rev. D* **26**, 1817 (1982).
- [49] A. A. Clerk, M. H. Devoret, S. M. Girvin, F. Marquardt, and R. J. Schoelkopf, *Rev. Mod. Phys.* **82**, 1155 (2010).
- [50] R. Dum, A. S. Parkins, P. Zoller, and C. W. Gardiner, *Phys. Rev. A* **46**, 4382 (1992).
- [51] C. W. Gardiner, *Phys. Rev. Lett.* **70**, 2269 (1993).
- [52] H. J. Carmichael, *Phys. Rev. Lett.* **70**, 2273 (1993).
- [53] J. E. Gough, M. R. James, and H. I. Nurdin, in *Proceedings of the joint 50th IEEE Conference on Decision*

- and *Control and European Control Conference (CDC-ECC), Orlando, 2011*, pp. 5570-5576. Also available as arXiv:1107.2973.
- [54] J. E. Gough, M. R. James, H. I. Nurdin, and J. Combes, arXiv:1107.2976.
- [55] T. Aoki, A. S. Parkins, D. J. Alton, C. A. Regal, B. Dayan, E. Ostby, K. J. Vahala, and H. J. Kimble, *Phys. Rev. Lett.* **102** 083601 (2009).
- [56] D. Chang, A. Sørensen, E. Demler, and M. Lukin, *Nat. Phys.* **3**, 807 (2007).
- [57] S. M. Spillane, G. S. Pati, K. Salit, M. Hall, P. Kumar, R. G. Beausoleil, and M. S. Shahriar, *Phys. Rev. Lett.* **100**, 233602 (2008).
- [58] E. Vetsch, D. Reitz, G. Sagué, R. Schmidt, S. T. Dawkins, and A. Rauschenbeutel, *Phys. Rev. Lett.* **104**, 203603 (2010).
- [59] R. van Handel, J. K. Stockton, and H. Mabuchi, *J. Opt. B: Quantum Semiclass. Opt.* **7**, 179 (2005).
- [60] L. Van Hove, *Physica* **21**, 901 (1955).
- [61] L. Accardi, Y. G. Lu, and I. Volovich, *Quantum Theory and its Stochastic Limit*, (Springer, 2002).
- [62] M. Yanagisawa and H. Kimura, *IEEE Transactions on Automatic Control* **48**, 2107 (2003).
- [63] W.H. Louisell, *Quantum Statistical Properties of Radiation*, (Wiley, 1973).
- [64] M. R. Vanner, *Phys. Rev. X* **1**, 021011 (2011).
- [65] I. H. Deutsch and P. S. Jessen, *Opt. Comm.* **283**, 681 (2009).
- [66] G. J. Milburn, in *Springer Handbook of Lasers and Optics*, edited by F. Träger (Springer, 2007) Chap. 14, pp. 1053.
- [67] G. J. Milburn, *Eur. Phys. J. Special Topics* **159**, 113 (2008).
- [68] H. M. Wiseman and G. J. Milburn, *Quantum Measurement and Control*, (Cambridge Univ. Press, Cambridge, 2010).
- [69] P. Rohde, arXiv:quant-ph/0609005v1.
- [70] W. Wasilewski, P. Kolenderski, and R. Frankowski, *Phys. Rev. Lett.* **99**, 123601 (2007).
- [71] Z. Y. Ou, *Phys. Rev. A* **74**, 063808 (2006).
- [72] A. Silberfarb and I. H. Deutsch, *Phys. Rev. A* **68**, 013817 (2003).
- [73] J. E. Gough, R. Gohm, and M. Yanagisawa, *Phys. Rev. A* **78**, 062104 (2008).
- [74] J. Gough and M. R. James, *IEEE Transactions on Automatic Control* **54**, 2530 (2009).
- [75] J. Gough and M. R. James, *Commun. Math. Phys.* **287**, 1109 (2009).
- [76] I. H. Deutsch, R. Y. Chiao, and J.C. Garrison, *Phys. Rev. Lett.* **69**, 3627 (1992).
- [77] H. J. Carmichael, *An Open Systems Approach to Quantum Optics* (Springer: lecture notes in physics vol. 18, 1993).
- [78] L. Bouten, R. van Handel and M. R. James, *SIAM Journal on Control and Optimization* **46**, 2199 (2007).
- [79] S. Basiri Esfahani, U. Akram, G. J. Milburn, arXiv:1205.3240.
- [80] M. Yanagisawa and H. Kimura, *IEEE Transactions on Automatic Control*, **48** 2121 (2003).
- [81] J. Gough and M. R. James, *IEEE Transactions on Automatic Control* **55**, 1806 (2010).
- [82] J. Gough, *J. Math. Phys.* **47**, 113509 (2006).
- [83] R. L. Hudson and K. R. Parthasarathy, *Commun. Math. Phys.* **93**, 301 (1984).
- [84] K. R. Parthasarathy. *An Introduction to Quantum Stochastic Calculus* (Birkhauser, 1992).
- [85] A. Barchielli in *Open Quantum Systems III: Recent Developments (Lecture Notes in Mathematics)*, edited by I. S. Attal, A. Joye, and C.-A. Pillet (Springer, Berlin, 2006), p. 207.
- [86] J. Gough and R. van Handel, *J. Stat. Phys.* **127**, 3 (2007).
- [87] J.E. Gough, M.R. James, and H.I. Nurdin, private communication (2011).
- [88] Z. Y. Ou, *Phys. Rev. A* **77**, 043829 (2008).
- [89] The time domain condition for an envelope to be slowly varying is $|\partial^2 \xi(t)/\partial t^2| \ll w_c |\partial \xi(t)/\partial t| \ll w_c^2 |\xi(t)|$ [9].
- [90] Note that the symbol ϖ was used in Refs. [53, 54]. Our definition is different.
- [91] Our formalism also applies to operators of the form $\mathcal{D}(t_0) = X_{\text{sys}} \otimes Y_{\text{field}}$. Asymmetric expectations are taken as usual.
- [92] As defined in Eq. (46), the variance of $|\xi(t)|^2$ is $1/\Omega^2$ and of $\xi(t)$ is $\sigma_T^2 = 2/\Omega^2$. The variance of $|\xi(\omega)|^2$ is Ω^2 and of $\xi(\omega)$ is $\sigma_\omega^2 = \Omega^2/2$. This parameterization of a Gaussian was chosen to aid comparison with previous studies.