

Holographic Studies of Entanglement Entropy in Superconductors

Tameem Albash, Clifford V. Johnson

*Department of Physics and Astronomy
University of Southern California
Los Angeles, CA 90089-0484, U.S.A.*

talbash, johnson1, [at] usc.edu

Abstract

We present the results of our studies of the entanglement entropy of a superconducting system described holographically as a fully back-reacted gravity system, with a stable ground state. We use the holographic prescription for the entanglement entropy. We uncover the behavior of the entropy across the superconducting phase transition, showing the reorganization of the degrees of freedom of the system. We exhibit the behaviour of the entanglement entropy from the superconducting transition all the way down to the ground state at $T = 0$. In some cases, we also observe a novel transition in the entanglement entropy at intermediate temperatures, resulting from the detection of an additional length scale.

1 Introduction

Given a quantum system, the entanglement entropy of a subsystem \mathcal{A} and its complement \mathcal{B} is defined as follows:

$$S_{\mathcal{A}} = -\text{Tr}_{\mathcal{A}}(\rho_{\mathcal{A}} \ln \rho_{\mathcal{A}}) , \quad (1)$$

where $\rho_{\mathcal{A}}$ is the reduced density matrix of \mathcal{A} given by tracing over the degrees of freedom of \mathcal{B} , $\rho_{\mathcal{A}} = \text{Tr}_{\mathcal{B}}(\rho)$, where ρ is the density matrix of the system.

The entanglement entropy is understood as an important probe of physics in various domains, and for systems at strong coupling it is looked upon as a robust tool for keeping track of the degrees of freedom when other traditional probes (such as an order parameter) might not be available. However, it is often difficult to compute the entanglement entropy in such systems, especially outside 1+1 dimensions.

Two developments in the field have made the work in this paper possible. The first is that the entanglement entropy has a natural geometrical definition [1, 2] (proposed but only partially proven¹.) in the context of gauge/gravity duals, where a wide class of strongly coupled theories in d dimensions can be defined holographically as dual to a theory of gravity (plus other degrees of freedom) in $d + 1$ dimensions, which is in turn ultimately embedded into a 10 dimensional superstring theory or an 11 dimensional supergravity background as a means of ensuring full quantum consistency. Of course, holography is also not fully proven, but there is a large body of evidence for it in numerous examples, starting with the AdS/CFT correspondence and deformations and generalizations thereof [11, 12, 13, 14]. In this paper we shall assume that holography is robust, and that the holographic formula (reviewed below) for the entanglement entropy is also correct.

The second development is that some of the strongly coupled physics of interest, superconducting² phases that share various features with certain exotic phases of experimentally studied strongly coupled quantum systems, can not only be modelled holographically as an effective model of gravity plus a scalar (see *e.g.* ref. [16]), not only be embedded consistently into the parent superstring theory and/or 11D supergravity to get access to the back reactions of the scalar dynamics on the geometry (see *e.g.* ref. [17]), but can be embedded *stably* (*i.e.*, ref. [18] has shown that the ground state of the super conductor defined by the embedding in ref. [17] is in fact unstable). In other words, there is a holographic superconductor model (presented recently in ref. [19]) that has a ground state that, thought of as a holographic flow[20] is a stable non-supersymmetric vacuum of the full theory. This suggests that the complete theory of gravity plus all the attendant fields is

¹See *e.g.*, refs. [3, 4, 5, 6, 7, 8, 9, 10].

²To be precise, the physics breaks a global, not local, symmetry, but it is close to being gauged, in a sense [15]. So rather than using the term superfluidity, we will continue with the common usage.

without pathological physics that might obscure the lessons to be learned from it about strongly coupled phenomena pertinent to the superconductivity.

These two developments come together nicely since to employ the holographic definition of the entanglement entropy in a study of superconductivity, we need the complete (back-reacted-upon and stable) geometry to perform the computation. In this paper we carry out the study of the entanglement entropy in holographic superconductivity for the first time using these methods, and uncover some very interesting phenomena.

The entropy is holographically computed as follows [1, 2]. In an asymptotically Anti-de Sitter (AdS) geometry, consider a slice at constant AdS radial coordinate $z = a$. Recall that this defines the dual field theory (with one dimension fewer) as essentially residing on that slice in the presence of a UV cutoff set by the position of the slice. Sending the slice to the AdS boundary at infinity removes the cutoff (see ref. [21] for a review). On our $z = a$ slice, consider a region \mathcal{A} . Now find the minimal-area surface $\gamma_{\mathcal{A}}$ bounded by the perimeter of \mathcal{A} and that extends into the bulk of the geometry. (Figure 1 shows examples of the arrangement we will consider in this paper.) Then the entanglement entropy of region \mathcal{A} with \mathcal{B} is given by:

$$S_{\mathcal{A}} = \frac{\text{Area}(\gamma_{\mathcal{A}})}{4G_{\text{N}}} , \quad (2)$$

where G_{N} is Newton's constant in the dual gravity theory.

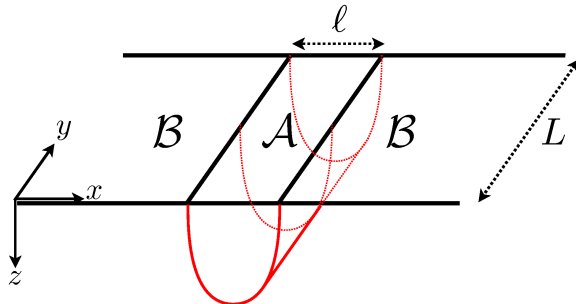


Figure 1: Diagram of the strip shape we will consider for region \mathcal{A} . This is the case of a dual geometry that is asymptotically AdS_4 , and here, z denotes the radial direction in AdS_4 . The quantity ℓ sets the size of region \mathcal{A} , and L is a regulator that is understood to be taken to infinity.

In the next section, we will review the four dimensional model of gravity plus scalars and a gauge field that was presented in ref. [19], and review and re-derive the properties of the solutions we need.

2 Gravity Background

The Lagrangian of ref. [19] arises as an $SO(3) \times SO(3)$ invariant truncation of four-dimensional $\mathcal{N} = 8$ gauged supergravity:

$$\frac{\mathcal{L}}{\sqrt{-G}} = \frac{1}{16\pi G_4} \left(\mathcal{R} - \frac{1}{4} F_{\mu\nu} F^{\mu\nu} - 2\partial_\mu \lambda \partial^\mu \lambda - \frac{\sinh^2(2\lambda)}{2} \left(\partial_\mu \varphi - \frac{g}{2} A_\mu \right) \left(\partial^\mu \varphi - \frac{g}{2} A^\mu \right) - \mathcal{P} \right) , \quad (3)$$

where the potential \mathcal{P} is given by:

$$\mathcal{P} = -g^2 \left(6 \cosh^4 \lambda - 8 \cosh^2 \lambda \sinh^2 \lambda + \frac{3}{2} \sinh^4 \lambda \right) . \quad (4)$$

We use a different notation from ref. [19]. We first reintroduced the dimensionful constant $8\pi G_4$ and then made the following field redefinitions:

$$A_\mu \rightarrow \frac{1}{\sqrt{16\pi G_4}} A_\mu , \quad g \rightarrow \frac{g}{\sqrt{2}} , \quad \mathcal{P} \rightarrow \frac{\mathcal{P}}{2} . \quad (5)$$

Note that the gauge field A_μ and the (real) scalar fields λ and φ are dimensionless in this framework.

The metric and other fields of interest are parameterized as follows:

$$ds^2 = -\frac{R^2}{z^2} f(z) e^{-\chi(z)} dt^2 + \frac{R^2}{z^2} (dx_1^2 + dx_2^2) + \frac{R^2}{z^2} \frac{dz^2}{f(z)} , \quad A_t = \Psi(z) , \quad \lambda = \lambda(z) , \quad (6)$$

and the scalar φ will be set to zero. Defining a useful dimensionless coordinate:

$$z = R\tilde{z} , \quad (7)$$

the equations of motion can be reduced to:

$$\chi' - 2\tilde{z} (\lambda')^2 - \frac{\tilde{z} e^\chi \sinh^2(2\lambda) \Psi^2}{8f^2} = 0 , \quad (8)$$

$$(\lambda')^2 - \left(\frac{f'}{\tilde{z}f} \right) + \frac{\tilde{z}^2 e^\chi (\Psi')^2}{4f} + \frac{R^2 \mathcal{P}}{2\tilde{z}^2 f} + \frac{3}{\tilde{z}^2} + \frac{e^\chi \sinh^2(2\lambda) \Psi^2}{16f^2} = 0 , \quad (9)$$

$$\Psi'' + \left(\frac{\chi'}{2} \right) \Psi' - \frac{\sinh^2(2\lambda) \Psi}{4\tilde{z}^2 f} = 0 , \quad (10)$$

$$\lambda'' + \left(-\frac{\chi'}{2} + \frac{f'}{f} - \frac{2}{\tilde{z}} \right) \lambda' - \frac{R^2}{4\tilde{z}^2 f} \frac{d\mathcal{P}}{d\lambda} + \frac{e^\chi \sinh(4\lambda) \Psi^2}{16f^2} = 0 . \quad (11)$$

The ultraviolet (UV) asymptotic behavior (near the AdS boundary $z = 0$):

$$\begin{aligned} \lambda(\tilde{z}) &= \lambda_1 \tilde{z} + \lambda_2 \tilde{z}^2 + \dots , \\ \chi(\tilde{z}) &= \chi_0 + \lambda_0^2 \tilde{z}^2 + \dots , \\ f(\tilde{z}) &= 1 + \lambda_0^2 \tilde{z}^2 + f_3 \tilde{z}^3 + \dots , \\ \Psi(\tilde{z}) &= \Psi_0 + \Psi_1 \tilde{z} + \dots . \end{aligned} \quad (12)$$

Generically we will be at finite temperature, to which there will be associated an event horizon in the geometry. We assume the event horizon occurs at $\tilde{z} = \tilde{z}_H$, and near there the fields have an expansion:

$$\begin{aligned}\lambda(\tilde{z}) &= \lambda^{(0)} + \lambda^{(1)} \left(1 - \frac{\tilde{z}}{\tilde{z}_H}\right) + \dots, \\ \chi(\tilde{z}) &= \chi^{(0)} + \chi^{(1)} \left(1 - \frac{\tilde{z}}{\tilde{z}_H}\right) + \dots, \\ f(\tilde{z}) &= f^{(1)} \left(1 - \frac{\tilde{z}}{\tilde{z}_H}\right) + \dots, \\ \Psi(\tilde{z}) &= \Psi^{(1)} \left(1 - \frac{\tilde{z}}{\tilde{z}_H}\right) + \dots.\end{aligned}\tag{13}$$

There are only three independent parameters here, which we choose to be $\lambda^{(0)}$, $\chi^{(0)}$, $\Psi^{(1)}$. There are three scaling symmetries of the equations of motion given by [19]:

$$t \rightarrow \gamma_1^{-1} t, \quad \chi \rightarrow \chi - 2 \ln \gamma_1, \quad \Psi \rightarrow \gamma_1 \Psi, \tag{14}$$

$$t \rightarrow \gamma_2^{-1} t, \quad z \rightarrow \gamma_2^{-1} z, \quad R \rightarrow \gamma_2^{-1} R, \tag{15}$$

$$x^\mu \rightarrow \gamma^{-1} x^\mu, \quad f(z) \rightarrow f(z), \quad \Psi(z) \rightarrow \gamma \Psi(z), \quad \lambda(z) \rightarrow \lambda(z), \quad \chi(z) \rightarrow \chi(z). \tag{16}$$

Using these scaling symmetries, we can choose any value for the position of the event horizon and the asymptotic value of the field $\chi(z)$. We choose to fix $\lambda^{(0)}$ and $\chi^{(0)}$, and tune $\Psi^{(1)}$ to either have λ_1 or λ_2 be zero. These asymptotic values of the field λ in the UV define the vacuum expectation value (vev) of charged operators in the theory that are either of dimension 1 or 2, and we correspondingly call them \mathcal{O}_1 and \mathcal{O}_2 . We will explicitly identify the correctly normalized relationship below. The UV asymptotics of the electric gauge field component $\Psi(\tilde{z})$ defines a chemical potential and charge density that will be explicitly identified below.

Generically, a solution will have χ_0 non-zero. To recover pure AdS, we use the scaling symmetry in equation (14) to shift $\chi(z)$ as:

$$\tilde{\chi}(z) = \chi(z) - \chi_0, \tag{17}$$

which can be accomplished by rescaling the time coordinate:

$$\tilde{t} = e^{-\chi_0/2} t, \tag{18}$$

which in turn means:

$$A_{\tilde{t}} = e^{\chi_0/2} A_t. \tag{19}$$

The temperature of the system is then given by [19]:

$$T = \frac{1}{4\pi R \tilde{z}_H} \frac{e^{-(\chi^{(0)} - \chi_0)/2}}{32} \left(61 + 36 \cosh \left(2\lambda^{(0)} \right) - \cosh \left(4\lambda^{(0)} \right) - 8 \tilde{z}_H^2 e^{\chi^{(0)}} \left(\Psi^{(1)} \right)^2 \right), \tag{20}$$

and the chemical potential μ and charge density ρ go as:

$$\mu = \frac{e^{\chi_0/2}}{\sqrt{16\pi G_4}} \Psi_0, \quad \rho = -\frac{e^{\chi_0/2}}{R\sqrt{16\pi G_4}} \Psi_1, \quad (21)$$

and the vevs of the two operators are defined as:

$$\mathcal{O}_1 = \frac{2\lambda_1}{\sqrt{16\pi G_4}}, \quad \mathcal{O}_2 = \frac{2\lambda_2}{\sqrt{16\pi G_4} R}. \quad (22)$$

Using the scaling symmetry in equation (16), the relevant quantities for us scale as:

$$T \rightarrow \gamma_3 T, \quad \rho \rightarrow \gamma_3^2 \rho, \quad \mathcal{O}_1 \rightarrow \gamma_3 \mathcal{O}_1, \quad \mathcal{O}_2 \rightarrow \gamma_3^2 \mathcal{O}_2. \quad (23)$$

Therefore, we will use the following dimensionless quantities to examine the physics:

$$\frac{T}{\sqrt{\rho}}, \quad \frac{\mathcal{O}_1}{\sqrt{\rho}}, \quad \frac{\mathcal{O}_2}{\rho}. \quad (24)$$

2.1 High Temperature Phase

At high temperature, the solution is simply the Reissner–Nordström AdS solution. The scalar profile $\lambda(z)$ being zero means that there is no condensate, *i.e.*, the operators \mathcal{O}_1 and \mathcal{O}_2 vanish. The solution is given by taking (we restore dimensionful z for now):

$$\lambda(z) = 0, \quad \chi(z) = 0, \quad \Psi(z) = \frac{2QR}{z_H} \left(1 - \frac{z}{z_H}\right), \quad f(z) = 1 + Q^2 \frac{z^4}{z_H^4} - \frac{z^3}{z_H^3} (1 + Q^2). \quad (25)$$

So we read off the temperature, chemical potential, and density as:

$$T = \frac{1}{4\pi z_H} (3 - Q^2), \quad \mu = \frac{R}{\sqrt{16\pi G_4}} \frac{2Q}{z_H}, \quad \rho = \frac{R}{\sqrt{16\pi G_4}} \frac{2Q}{z_H^2}. \quad (26)$$

2.2 Intermediate Temperature Phase

At low enough temperatures, a new type of solution is available that is a charged black hole with a non-zero charged scalar profile. We have non-zero $\lambda(z)$ and $\chi(z)$, and we require either $\lambda_1 = 0$ or $\lambda_2 = 0$, corresponding to having either \mathcal{O}_2 or \mathcal{O}_1 turned on respectively.

The solutions can only be exhibited numerically, and we display the resulting plots of temperature versus operator vev for each case of \mathcal{O}_2 and \mathcal{O}_1 in figure 2. Below a critical temperature T_c , this type of solution is thermodynamically favored over the Reissner–Nordström case, and represents the superconducting phase, with non-zero condensate. These thermodynamics will be reviewed in the next section.

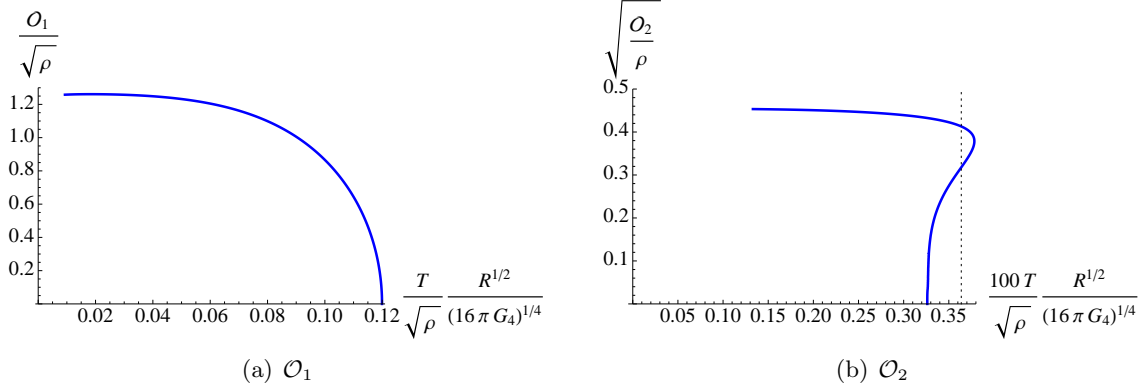


Figure 2: Plots of operator versus temperature for scalar charged black hole solutions with either \mathcal{O}_1 or \mathcal{O}_2 non-zero. The vertical dotted line on the \mathcal{O}_2 plot denotes the transition temperature. See text.

2.2.1 Zero Temperature Phase

The zero temperature solution is an RG flow between two AdS spaces[19]. In the IR, the fields have the behaviour:

$$\lambda(\tilde{z}) = \ln(2 + \sqrt{5}) + \lambda_1 \tilde{z}^{-\alpha} + \dots, \quad \psi(\tilde{z}) = \psi_1 \tilde{z}^{-\beta} + \dots, \quad f(\tilde{z}) = \frac{7}{3} + \dots, \quad \chi(\tilde{z}) = \chi_0 + \dots, \quad (27)$$

where

$$\alpha = \sqrt{\frac{303}{28}} - \frac{3}{2}, \quad \beta = \sqrt{\frac{247}{28}} - \frac{1}{2}. \quad (28)$$

2.3 Thermodynamics

The on-shell regularized action is given by:

$$\begin{aligned} I &= I_{EH} + I_{\partial} + I_{CT}, \quad \text{with} \\ I_{EH} &= -\frac{1}{16\pi G_4} \int d^4x \sqrt{G} \left(\mathcal{P} + \frac{1}{2} F_{tz}^2 |G^{zz} G^{\bar{t}\bar{t}}| \right) = \frac{V \beta R^2 e^{\chi_0/2}}{16\pi G_4} \int_{\epsilon}^{z_H} dz \left(-2\partial_z \left(\frac{f(z) e^{-\chi/2}}{z^3} \right) \right), \\ I_{\partial} &= -\frac{1}{8\pi G_4} \int d^3x \sqrt{h} \mathcal{K}, \\ I_{CT} &= \frac{1}{8\pi G_4} \int d^3x \sqrt{h} \frac{2}{R} - \frac{1}{16\pi G_4} \int d^3x \sqrt{h} \frac{2}{R} \lambda(\epsilon)^2. \end{aligned} \quad (29)$$

where we have used the equations of motion to simplify the on-shell action. The quantity V is the volume of the \mathbb{R}^2 upon which the field theory resides. Putting everything in we get [19]:

$$I = \left(\frac{\beta}{R} \frac{V}{16\pi G_4} (f_3 - 4\lambda_1 \lambda_2) \right) = \beta V \mathcal{G}, \quad (30)$$

where \mathcal{G} is the Gibbs energy density. So we define the free energy density as:

$$\mathcal{F} = \mathcal{G} + \rho\mu = \frac{1}{16\pi G_4 R} (f_3 - e^{\chi_0} \psi_0 \psi_1) . \quad (31)$$

The Reissner–Nordström free energy density is given by:

$$\mathcal{F}_{RN} = \frac{1}{16\pi G_4 R} \left(-\frac{1}{\tilde{z}_0^3} (1 + Q^2) + 4 \frac{Q^2}{\tilde{z}_0^3} \right) , \quad (32)$$

where (z_0, Q) are found by solving:

$$\frac{1}{4\pi \tilde{z}_0} (3 - Q^2) = RT , \quad \frac{2Q}{\tilde{z}_0^2} = -\psi_1 e^{\chi_0/2} . \quad (33)$$

We define the difference of the free energy densities:

$$\Delta\mathcal{F} = \mathcal{F}_{RN} - \mathcal{F} . \quad (34)$$

We show the free energy density difference as function of temperature in figure 3, for each case of \mathcal{O}_1 and \mathcal{O}_2 . When $\Delta\mathcal{F} > 0$, there is a transition from Reissner–Nordström to the black hole with scalar profile, representing the superconducting phase. This defines the phase transition temperature, T_c .

Note that in the case of \mathcal{O}_2 , it is the upper branch (the choice with higher vev for \mathcal{O}_2) that is favoured. Here, in contrast to the \mathcal{O}_1 case where the vev rises continuously from zero at T_c , the \mathcal{O}_2 operator has a jump in the vev at T_c . The physics of these cases is described more in ref.[19].

It is worth noting here that while the phase structure in the \mathcal{O}_2 case seems strikingly different from that of \mathcal{O}_1 , we are aware of another model in the literature that shows how the two can be connected, although using an apparently different mechanism. In refs. [22, 23], the introduction of a background current in the \mathbb{R}^2 can continuously deform the solution space of the \mathcal{O}_1 into that of the \mathcal{O}_2 case. Here, instead of a current, the unusual behaviour of the metric function $f(z)$ is responsible for the multivaluedness of available scalar black holes for some ranges of temperatures. In either way of thinking about it, there is a new length scale in the theory that manifests itself as a finite value in the jump of the free energy and of \mathcal{O}_2 as the transition temperature is crossed. As we will see, the entanglement entropy will be able to detect this new length scale.

3 Entanglement Entropy

With a complete supergravity solution in hand, we are ready to study the entanglement entropy at each temperature and study the physics.. We use a strip geometry, as outlined in the introduction. We choose the following embedding:

$$\xi^1 = x , \quad \xi^2 = y , \quad z = z(x) . \quad (35)$$

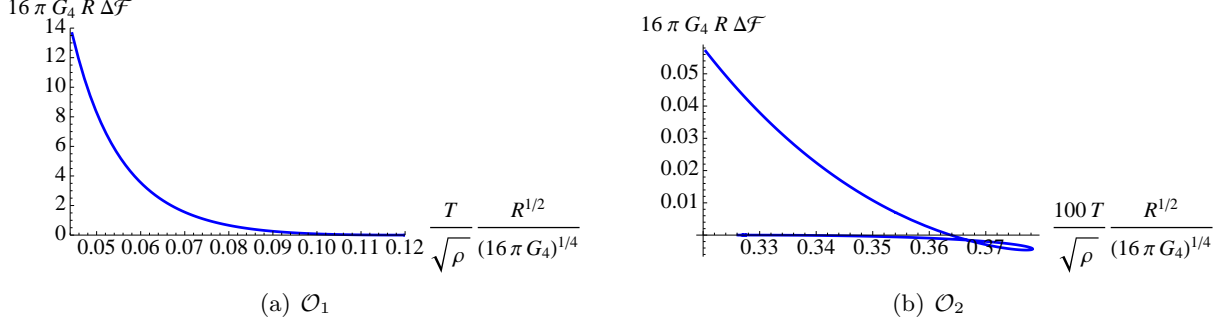


Figure 3: Free energy density difference. When $\Delta\mathcal{F} > 0$, the superconductor is thermodynamically favored. This occurs at $T_c \approx 0.1199 \frac{\sqrt{\rho}(16\pi G_4)^{1/4}}{R^{1/2}}$ for the \mathcal{O}_1 case and $100T_c \approx 0.3638 \frac{\sqrt{\rho}(16\pi G_4)^{1/4}}{R^{1/2}}$ for the \mathcal{O}_2 case.

The resulting entanglement entropy is given by:

$$4G_4S = L \int_{-\ell/2}^{\ell/2} dx \frac{R^2}{z^2} \left(1 + \frac{z'(x)^2}{f(z)} \right)^{1/2}. \quad (36)$$

The extremization problem has a constant of the motion given by:

$$\frac{1}{z_*^2} = \frac{1}{z^2} \frac{1}{\sqrt{1 + \frac{z'(x)^2}{f(z)}}}, \quad (37)$$

where z_* is the location in z of the bottom of the extremal surface. This allows us to write the entanglement entropy as:

$$4G_4S = 2LR^2 \int_{\epsilon}^{z_*} dz \frac{z_*^2}{z^2} \frac{1}{\sqrt{(z_*^4 - z^4) f(z)}} = 2LR^2 \left(s + \frac{1}{\epsilon} \right), \quad (38)$$

where s has dimensions of inverse length with no divergences. The length ℓ is given in terms of z_* :

$$\frac{\ell}{2} = \int_{\epsilon}^{z_*} dz \frac{z^2}{\sqrt{(z_*^4 - z^4) f(z)}}. \quad (39)$$

Under this scaling of equation (16), ℓ and s scale as:

$$\ell \rightarrow \gamma_3^{-1} \ell, \quad s \rightarrow \gamma_3 s, \quad (40)$$

so we will focus on the following dimensionless quantities:

$$\sqrt{\rho} \ell, \quad \frac{s}{\sqrt{\rho}}. \quad (41)$$

We are now ready to explore the results.

3.1 \mathcal{O}_1 Superconductor

We show in figure 4 the results for s obtained by fixing the temperature and varying ℓ , the width of the strip. Larger ℓ probes more deeply into the infra-red. We show cases with temperature below the transition temperature T_c . (At the transition temperature, the curves for the Reissner–Nordström case and the scalar charged black hole (representing the superconducting phase) are identical.) In all cases, the curves go linearly with ℓ for large ℓ as is expected from the area law. As the temperature is lowered, the slope of the curve for large ℓ (still linear) is smaller for the superconducting background, and continues to flatten out as we approach zero temperature. This is expected since for $T = 0$, the background is an RG flow from one AdS vacuum to another, and this flattening out of the entanglement entropy at some finite value was observed in our studies of entanglement entropy along RG flow presented in ref. [24].

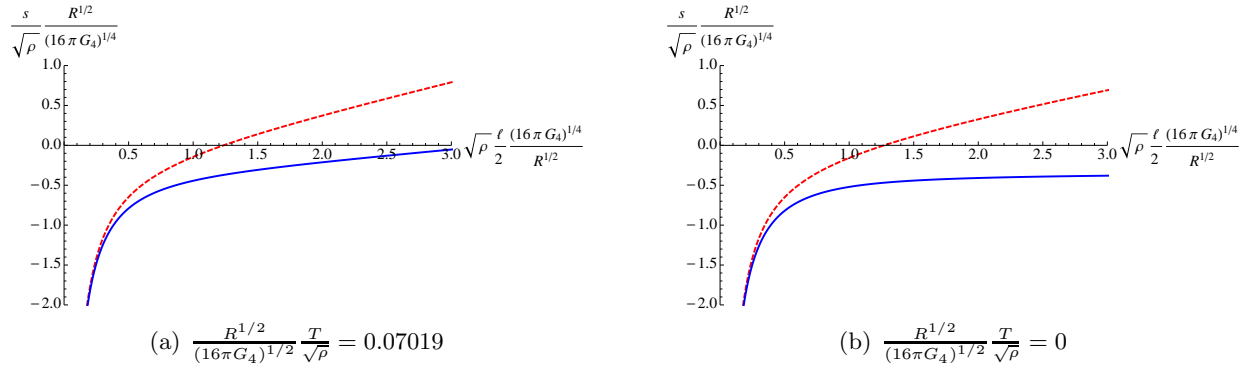


Figure 4: Entanglement entropy *vs.* strip width ℓ for the \mathcal{O}_1 case. The solid blue curve is the superconductor solution, and the red dashed curve is the Reissner–Nordström solution.

The fact that for a particular ℓ , the superconducting solution exhibits a lower entropy than the Reissner–Nordström solution fits with the expectation that degrees of freedom have condensed and so there should be fewer of them.

It is instructive to slice the data differently, fixing a strip width ℓ and studying how the entropy of the system changes with temperature. We present this in figure 5. In reading the figure, determine the physical curve by always choosing the point of lowest entropy at a given T . A discontinuity in the slope of the decreasing entanglement entropy can be observed at the transition temperature (indicated by the vertical dotted line), showing its utility as an independent probe of the phase structure of the superconductor.

The slope may be thought of as a sort of response function characterizing the system, roughly analogous to a specific heat. It is natural for it to be positive, since increasing temperature should indeed promote entanglement entropy. A discontinuous change in the slope at the transition

temperature T_c signifies a significant reorganization of the degrees of freedom of the system. Since there is a condensate generated, it is also to be expected that there is a reduction in the number of degrees of freedom as well, although precisely at $T = T_c$, the condensate value only just begins to rise from zero. We will see something more dramatic in the \mathcal{O}_2 case, by way of contrast.

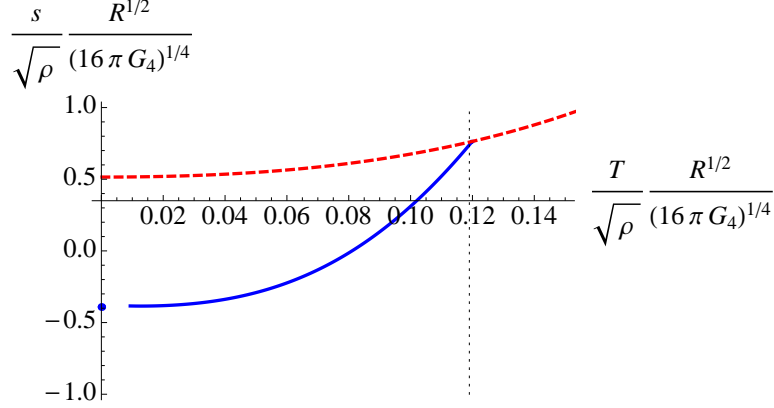


Figure 5: The entanglement entropy in the \mathcal{O}_1 case, as a function of temperature, for fixed ℓ . (We choose $\sqrt{\rho}(16\pi G_4)^{1/4}R^{-1/2}\ell/2 = 2.5$) The solid blue curve is from the superconductor solutions, while the red dashed curve is from the Reissner–Nordström solutions. Trace the physical curve by always choosing the lowest entropy at a given T . There is a discontinuity in the slope of the decreasing entanglement entropy at the transition temperature T_c , indicated by the vertical dotted line. (While we do not plot all the superconductor points, due to lack of numerical control at low temperature, we display the zero temperature solution, since the solution is known exactly there.)

3.2 \mathcal{O}_2 Superconductor

We show in figure 6 the results for s obtained by fixing the temperature and varying ℓ , the width of the strip. As before, larger ℓ probes more deeply into the infra-red. We again show cases with temperature below the transition temperature T_c , although in this case, at T_c , the Reissner–Nordström curve lies above that of the superconductor curve. This will mean a discontinuous jump in the *value* of the entropy, as we will see below, in contrast to the \mathcal{O}_1 case. For all cases, the typical behavior of the curve initially resembles that of the \mathcal{O}_1 case, in that the curve of the superconducting solution has a lower slope. However, for $T < T_c$, we find multiple solutions for a given range of strip widths ℓ , which form a swallowtail shape in our curves. This means there is a kink in the physical curve for the entanglement entropy, since we must choose the lowest value. For future reference, we will refer to the two parts of such kinked (s, ℓ) curves as the “small ℓ ” branch and the “large ℓ ” branch, respectively, going from small to large ℓ .

The kink moves to lower strip widths ℓ as the temperature is decreased (for fixed charge density), and persists at zero temperature. Another interesting point is that the leveling off of the

curve at zero temperature occurs at a positive finite value. This is interesting since in ref. [24], only negative finite values were observed. Furthermore, the \mathcal{O}_1 case of the previous subsection also exhibits a negative finite value. In ref. [24], we predicted from our sharp domain wall analysis that a positive finite value would develop if the domain wall was sufficiently sharp and near the UV. We will explore this in subsection 3.4.

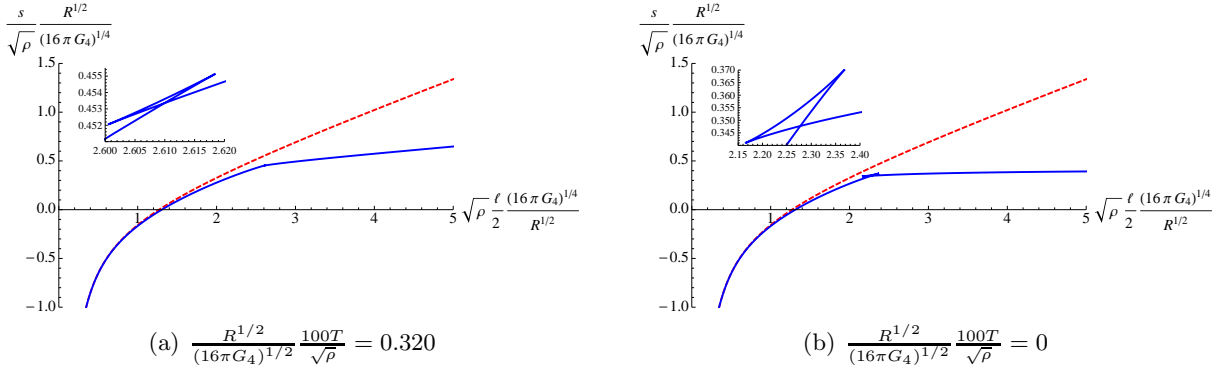


Figure 6: The entanglement entropy for the \mathcal{O}_2 case. The solid blue curve is the superconductor solution, red dashed curve is the Reissner–Nordström solution. There is a multivaluedness at finite ℓ in the shape of a swallowtail curve. At lower T , it occurs at lower ℓ , and at $T = 0$ the swallowtail region persists at finite ℓ .

It is also interesting to track, as a function of temperature, the strip width value, ℓ_k , at which the kink appears in the entanglement entropy. We do this in figure 7. (Note also that, for fixed temperature, $\ell_k \propto \rho^{-1/2}$.) From this curve we can read off an interesting piece of information. If we pick a specific strip width value ℓ between an $\ell_{\min} \simeq 2.27$ and an $\ell_{\max} \simeq 2.70$ we can read off a specific temperature at which the entanglement entropy is crossing over from the “small ℓ ” branch of an (s, ℓ) curve to the “large ℓ ” branch of the (s, ℓ) curve, the branches being separated by a kink. The significance of this temperature will be apparent shortly.

A swallowtail multivaluedness in the entanglement entropy, showing multiple extremal surface solutions at a given ℓ , was first observed and characterized in our studies, presented in ref. [25], of the evolution of the entanglement entropy after a quenching process³. We will discuss the origins of the multivaluedness of the present case in the next subsection.

Physically, the appearance of a kink in the entanglement entropy as we go to larger ℓ can be attributed to the existence of a new scale in the theory, and the entanglement entropy is a good probe of its presence. In contrast to the \mathcal{O}_1 case, the transition at T_c was associated with a finite jump in the free energy \mathcal{F} , and also a jump in the the vev of the operator \mathcal{O}_2 . At every subsequent temperature $T < T_c$ at which this phase is favoured, the system reflects the presence of this scale.

³Refs.[26, 27] have also since observed this phenomenon.

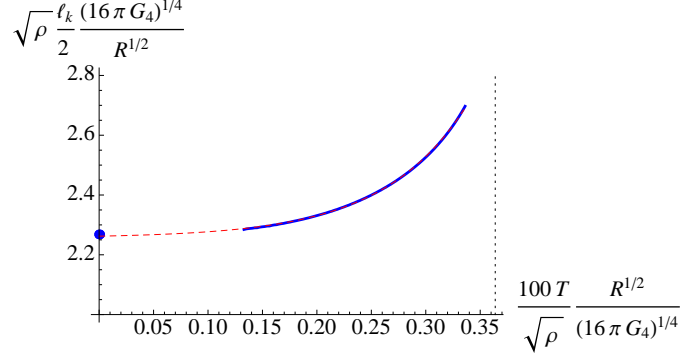


Figure 7: The position of the kink in the entanglement entropy as a function of temperature. The red dashed line is the best fit curve given by $ae^{bx} + c$, with $a = 0.00553$, $b = 12.9848$, and $c = 2.25678$. The curve exists between an $\ell_{\min} \simeq 2.27$ and an $\ell_{\max} \simeq 2.70$, discussed in the text. The vertical line indicates the position of T_c , above which there is no kink.

In terms of the operator \mathcal{O}_2 , there is a length scale that is to be interpreted as a finite correlation length, ξ , inversely related to the vev of \mathcal{O}_2 at T_c . For very small ℓ , the entanglement entropy will not be sensitive to ξ , but when ℓ becomes comparable to ξ , correlations between quanta on these scales will effectively reduce the number of effective degrees of freedom, reducing the contributions to the entanglement entropy, resulting in a kink to change of the slope of the (s, ℓ) curve for larger ℓ .

As was done for the case of \mathcal{O}_1 , it is instructive to study the entropy for fixed ℓ as the temperature varies. There are in fact three distinct situations, giving rise to three different types of curve. The distinguishing issue is whether the choice of fixed ℓ can ever become a kink value, ℓ_k , at some temperature. As we saw, figure 7 has the answer to this.

The first case is to have a fixed ℓ that is greater than ℓ_{\max} . Then, at successively lower temperatures than T_c , the entropy will always come from points on “large ℓ ” branches of (s, ℓ) curves, since the kink moves to smaller ℓ as T is reduced. We show the resulting (s, T) type of curve in figure 8. In this and the next two figures, the red curve is always favoured for $T > T_c$, indicated by the vertical dotted line. Below T_c , one should determine the physical curve by always choosing the point of lowest entropy at a given T . Notice how the region of negative slope is nicely avoided. This will be the case in our subsequent curves as well.

The second case is to have a fixed ℓ that is smaller than ℓ_{\min} . There is no temperature at which this would become a kink value, since although the kink moves to smaller ℓ with smaller T , it stops at ℓ_{\min} at $T = 0$. So the contributions to the entropy come entirely from points on “small ℓ ” branches of (s, ℓ) curves. We show the resulting (s, T) type of curve in figure 9.

The final case is to have a fixed ℓ such that $\ell_{\min} \leq \ell \leq \ell_{\max}$. Then, as we reduce the temperature from T_c , entropy contributions are from “large ℓ ” branches until a temperature is

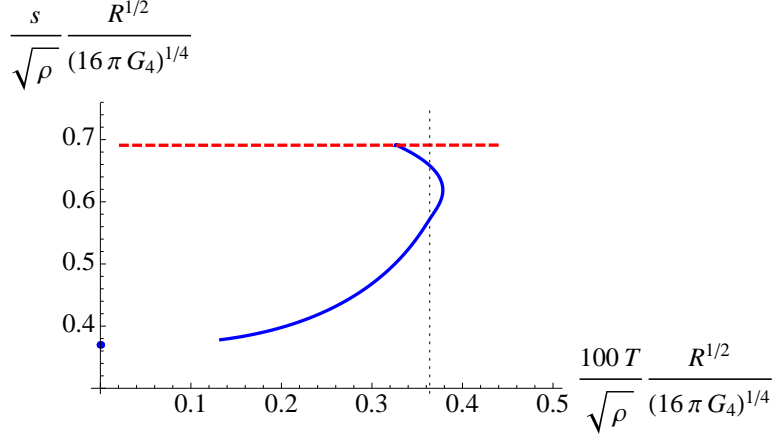


Figure 8: The entanglement entropy in the \mathcal{O}_2 case, as a function of temperature, for fixed ℓ . (We choose $\sqrt{\rho}(16\pi G_4)^{1/4}R^{-1/2}\ell/2 = 3$ here.) The solid blue curve is from the superconductor solutions, red dashed curve (decreasing in slope, but only slowly on this scale) is from the Reissner–Nordström solutions. Trace the physical curve by choosing the red curve for $T > T_c$, indicated by the vertical dotted line, and for $T < T_c$, always choosing the lowest entropy. There is therefore a discontinuous jump in s and its slope at T_c . (While we do not plot all the superconductor points, due to lack of numerical control at low temperature, we display the zero temperature solution, since the solution is known exactly there.)

reached such that our chosen ℓ is a kink value ℓ_k . This temperature can be read off from figure 7. For lower temperatures, the entropy will be from points on “small ℓ ” branches. Consequently, the superconductor phase of the (s, T) curve in this case will be a combination of two types of curve, connected by a new discontinuity in the derivative where they join. We show the resulting (s, T) type of curve in figure 10.

In all the curves in figures 8, 9 and figure 10, we see that in addition to the slope having a discontinuity at the transition temperature T_c (shown by the vertical dotted line), the value of the entropy drops discontinuously as well, as we earlier anticipated. Then, when $\ell_{\min} \leq \ell \leq \ell_{\max}$, we have the additional feature of a discontinuity in the slope at some lower temperature, generated (as discussed above) by the sensitivity to the length scale ξ . Note that for fixed ℓ with a value close to the edges (but outside) of this interval, the resulting (s, T) curves will appear to have a locally smoothed out discontinuity. The cases displayed here are far away enough from the interval that the smoothing is spread out.

3.3 Multivaluedness of the Entanglement Entropy

As stated already, we’ve seen a multivaluedness of the entanglement entropy before, in a study of its evolution after a quench [25]. This resulted in a kink representing the change in the saturation rate of the entropy as it evolved. To understand the reason for the appearance of the multivaluedness in

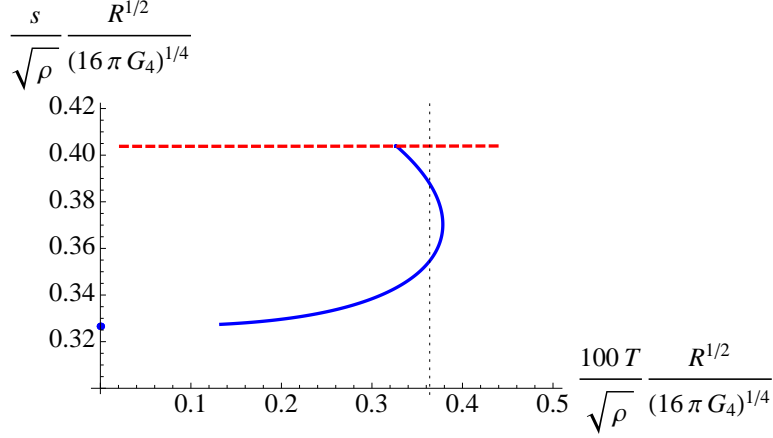


Figure 9: The entanglement entropy in the \mathcal{O}_2 case, as a function of temperature, for fixed ℓ . (We choose $\sqrt{\rho}(16\pi G_4)^{1/4}R^{-1/2}\ell/2 = 2.2$ here.) The solid blue curve is from the superconductor solutions, red dashed curve (decreasing in slope, but only slowly on this scale) is from the Reissner–Nordström solutions. Trace the physical curve by choosing the red curve for $T > T_c$, indicated by the vertical dotted line, and for $T < T_c$, always choosing the lowest entropy. There is therefore a discontinuous jump in s and its slope at T_c . (While we do not plot all the superconductor points, due to lack of numerical control at low temperature, we display the zero temperature solution, since the solution is known exactly there.)

this case, we study the behavior of the function $f(z)$, which we show examples of in figure 12 (we show the behavior for the \mathcal{O}_1 function in figure 11 for comparison purposes). Slightly before the rightmost point in the vev curve of figure 2(b), $f(z)$ develops two new extrema, a minimum and a maximum. The maximum grows higher in value and the minimum becomes sharper (*i.e.* greater second derivative) as the temperature decreases. Both extrema move toward the AdS boundary at $\hat{z} = 0$ (the UV) as the temperature decreases.

We show the behavior of the function $f(z)$ at zero temperature in figure 12(b). As for the finite (but low) temperature case, the function has a minimum. This minimum is now a finite distance from the UV boundary, and the maximum we saw at finite temperature has now smoothed out to a constant as we go toward the IR. It is the non-monotonic behavior of $f(z)$ that generates the multivaluedness, as illustrated in figure 13. When z_* , the location of the lowest point of the extremal surface, is in the neighborhood of the minimum of $f(\tilde{z})$, the entanglement entropy becomes multivalued. Only when relatively far from the minimum does the entanglement entropy become single-valued again.

3.4 Domain Wall Behaviour

The non-monotonic behavior of $f(\tilde{z})$ suggests that the behavior of the domain wall that interpolates between the two AdS vacua (at zero temperature) is also not monotonic. In addition, we'd also

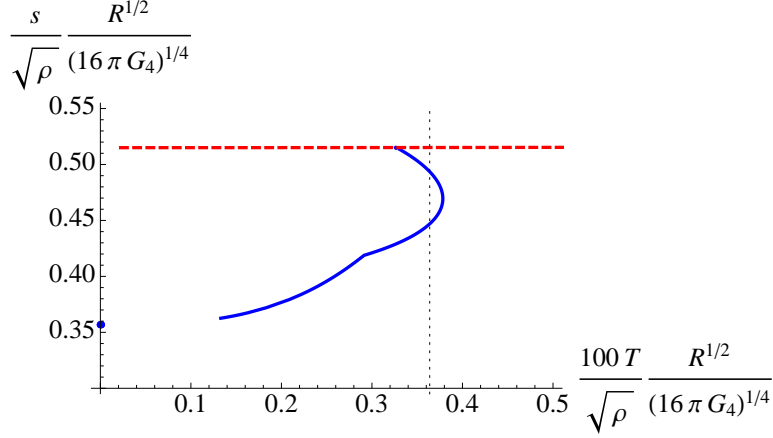


Figure 10: The entanglement entropy in the \mathcal{O}_2 case, as a function of temperature, for fixed ℓ . (We choose $\sqrt{\rho}(16\pi G_4)^{1/4}R^{-1/2}\ell/2 = 2.5$ here.) The solid blue curve is from the superconductor solutions, red dashed curve (decreasing in slope, but only slowly on this scale) is from the Reissner–Nordström solutions. Trace the physical curve by choosing the red curve for $T > T_c$, indicated by the vertical dotted line, and for $T < T_c$, always choosing the lowest entropy. There is therefore a discontinuous jump in s and its slope at T_c . There is an additional jump in the slope at a lower temperature. (While we do not plot all the superconductor points, due to lack of numerical control at low temperature, we display the zero temperature solution, since the solution is known exactly there.)

like to compare the domain wall features of the cases \mathcal{O}_1 and \mathcal{O}_2 , to see if we can understand the differences between the large ℓ saturation values of the entanglement entropy observed in sections 3.1 and 3.2 (negative *versus* positive) in the terms discussed in our RG flow studies of ref. [24]. To study this, we first write the metric in the following form:

$$ds^2 = -e^{2A(r)}e^{-\chi(z)+\chi(0)}dt^2 + \frac{R^2}{z(r)^2}d\vec{x}^2 + dr^2. \quad (42)$$

The function $A(r)$ encodes the domain wall, and the coordinate r can be determined via:

$$r(z) - r_0 = - \int_{\infty}^z \frac{dz'}{z'f(z')}. \quad (43)$$

Note that technically r_0 is actually at $-\infty$ since that corresponds to the IR of the theory. So to circumvent this issue, we can define a variable \hat{r} such that:

$$\hat{r}(z) = - \int_{\tilde{z}_{max}}^{\tilde{z}} \frac{dz'}{z'f(z')}, \quad (44)$$

and simply shift our result for $A(\hat{r})$ by a constant A_0 such that the ratio $(A(\hat{r}) - A_0)/\hat{r}$ does not diverge at $\hat{r} = 0$. We show the behavior of $A(\hat{r})$ in figure 14. Indeed, as expected, it is non-monotonic for the \mathcal{O}_2 case, and indeed the domain wall is much sharper for this case than it is for the \mathcal{O}_1 case, confirming our observations made in section 3.2 and ref. [24] about the saturation of

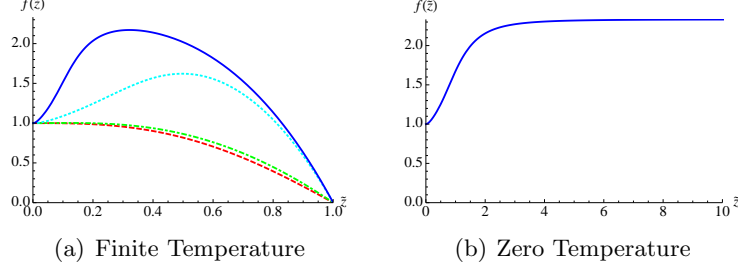


Figure 11: The metric function $f(z)$ for the \mathcal{O}_1 superconductor. For (a), red dashed ($\frac{R^{1/2}}{(16\pi G_4)^{1/2}} \frac{T}{\sqrt{\rho}} = 0.11993$), green dot-dashed ($\frac{R^{1/2}}{(16\pi G_4)^{1/2}} \frac{T}{\sqrt{\rho}} = 0.10309$), cyan dotted ($\frac{R^{1/2}}{(16\pi G_4)^{1/2}} \frac{T}{\sqrt{\rho}} = 0.02990$), solid blue ($\frac{R^{1/2}}{(16\pi G_4)^{1/2}} \frac{T}{\sqrt{\rho}} = 0.00932$).

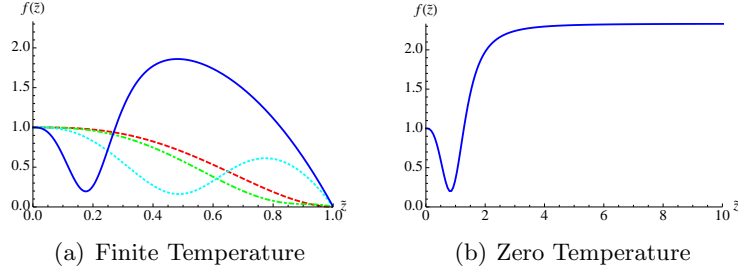


Figure 12: The metric function $f(z)$ for the \mathcal{O}_2 superconductor. For (a), red dashed ($\frac{R^{1/2}}{(16\pi G_4)^{1/2}} \frac{100T}{\sqrt{\rho}} = 0.326$), green dot-dashed ($\frac{R^{1/2}}{(16\pi G_4)^{1/2}} \frac{100T}{\sqrt{\rho}} = 0.369$), cyan dotted ($\frac{R^{1/2}}{(16\pi G_4)^{1/2}} \frac{100T}{\sqrt{\rho}} = 0.320$), solid blue ($\frac{R^{1/2}}{(16\pi G_4)^{1/2}} \frac{100T}{\sqrt{\rho}} = 0.133$).

the entanglement entropy at large ℓ at $T = 0$. The multivaluedness feeds nicely into the swallowtail structure, as we saw in the previous section by looking directly at $f(z)$.

4 Concluding Remarks

Since we have carefully unpacked and discussed our results during our presentation of them, we will be brief in this section.

We have presented a study, using holography, of the entanglement entropy of a certain type of strongly coupled superconductor. Since the background is fully back-reacted and stable, we can be confident that the results are robust.

This is the first such study of its type, and the results may well be of interest beyond the confines of holography, since it is of interest in the condensed matter physics community to use entanglement entropy as a probe of new physics of experimental relevance. Indeed, we have found

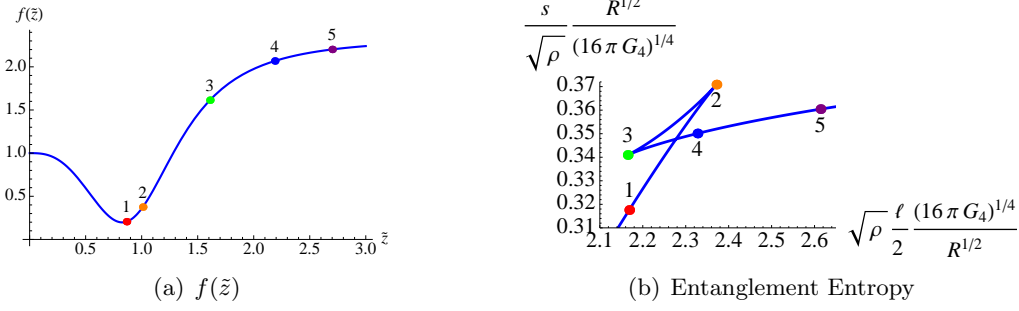


Figure 13: A comparison of where the minimal surface corresponding to the entanglement entropy ends and the multivaluedness of the entanglement entropy. The colored and numbered dots correspond to where the surface used to calculate the entanglement entropy ends in the bulk.

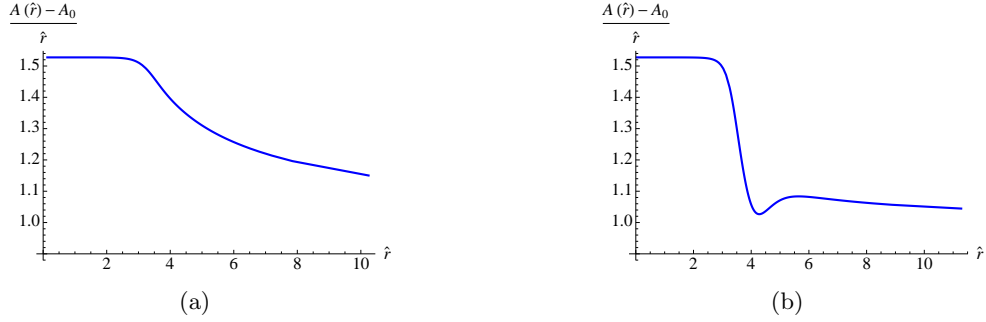


Figure 14: The domain wall for (a) the \mathcal{O}_1 case and (b) the \mathcal{O}_2 case. The UV is at $\hat{r} \rightarrow \infty$, and the results have been shifted such that the IR results are at finite values of the radial coordinate.

that the entanglement entropy is a very sharp probe of the physics at the transition temperature T_c , the ground state of the system at $T = 0$, and also at intermediate temperatures, where, in mapping out the full temperature range, we identified various kinds of novel transition in the entropy. Some of the novel physics (arising from multiple extremal solutions for the entropy at a given point in parameter space) recalled phenomena observed in our earlier studies of the time evolution of entanglement entropy [25].

The study presented here also served as another holographic example of the behaviour of entanglement entropy along an RG flow, which we studied in ref. [24], and in fact we were able to confirm some more of our predictions from that paper using phenomena observed here.

We expect that this is just the beginning of a series of fruitful investigations of this type, shedding more light on a wide variety of strongly coupled quantum phenomena of interest.

Acknowledgements

TA and CVJ would like to thank the US Department of Energy for support under grant DE-FG03-84ER-40168, and Nikolay Bobev and Arnab Kundu for conversations and correspondence. TA is also supported by the USC Dornsife College of Letters, Arts and Sciences.

References

- [1] S. Ryu and T. Takayanagi, “Holographic derivation of entanglement entropy from AdS/CFT,” *Phys.Rev.Lett.* **96** (2006) 181602, [arXiv:hep-th/0603001 \[hep-th\]](#).
- [2] S. Ryu and T. Takayanagi, “Aspects of holographic entanglement entropy,” *JHEP* **08** (2006) 045, [arXiv:hep-th/0605073](#).
- [3] S. N. Solodukhin, “Entanglement entropy of black holes and AdS/CFT correspondence,” *Phys. Rev. Lett.* **97** (2006) 201601, [arXiv:hep-th/0606205](#).
- [4] T. Hirata and T. Takayanagi, “AdS/CFT and strong subadditivity of entanglement entropy,” *JHEP* **02** (2007) 042, [arXiv:hep-th/0608213](#).
- [5] T. Nishioka and T. Takayanagi, “AdS bubbles, entropy and closed string tachyons,” *JHEP* **01** (2007) 090, [arXiv:hep-th/0611035](#).
- [6] M. Headrick and T. Takayanagi, “A holographic proof of the strong subadditivity of entanglement entropy,” *Phys. Rev.* **D76** (2007) 106013, [arXiv:0704.3719 \[hep-th\]](#).
- [7] S. N. Solodukhin, “Entanglement entropy, conformal invariance and extrinsic geometry,” *Phys. Lett.* **B665** (2008) 305–309, [arXiv:0802.3117 \[hep-th\]](#).
- [8] H. Casini, M. Huerta, and L. Leita, “Entanglement entropy for a Dirac fermion in three dimensions: vertex contribution,” *Nucl. Phys.* **B814** (2009) 594–609, [arXiv:0811.1968 \[hep-th\]](#).
- [9] T. Nishioka, S. Ryu, and T. Takayanagi, “Holographic Entanglement Entropy: An Overview,” *J. Phys.* **A42** (2009) 504008, [arXiv:0905.0932 \[hep-th\]](#).
- [10] H. Casini, M. Huerta, and R. C. Myers, “Towards a derivation of holographic entanglement entropy,” *JHEP* **1105** (2011) 036, [arXiv:1102.0440 \[hep-th\]](#).
- [11] J. M. Maldacena, “The large n limit of superconformal field theories and supergravity,” *Adv. Theor. Math. Phys.* **2** (1998) 231–252, [hep-th/9711200](#).

- [12] S. S. Gubser, I. R. Klebanov, and A. M. Polyakov, “Gauge theory correlators from non-critical string theory,” *Phys. Lett.* **B428** (1998) 105–114, [hep-th/9802109](#).
- [13] E. Witten, “Anti-de sitter space and holography,” *Adv. Theor. Math. Phys.* **2** (1998) 253–291, [hep-th/9802150](#).
- [14] E. Witten, “Anti-de sitter space, thermal phase transition, and confinement in gauge theories,” *Adv. Theor. Math. Phys.* **2** (1998) 505–532, [hep-th/9803131](#).
- [15] S. A. Hartnoll, C. P. Herzog, and G. T. Horowitz, “Holographic Superconductors,” *JHEP* **12** (2008) 015, [arXiv:0810.1563 \[hep-th\]](#).
- [16] S. A. Hartnoll, C. P. Herzog, and G. T. Horowitz, “Building a Holographic Superconductor,” *Phys. Rev. Lett.* **101** (2008) 031601, [arXiv:0803.3295 \[hep-th\]](#).
- [17] J. P. Gauntlett, J. Sonner, and T. Wiseman, “Holographic superconductivity in M-Theory,” [arXiv:0907.3796 \[hep-th\]](#).
- [18] N. Bobev, N. Halmagyi, K. Pilch, and N. P. Warner, “Supergravity Instabilities of Non-Supersymmetric Quantum Critical Points,” *Class.Quant.Grav.* **27** (2010) 235013, [arXiv:1006.2546 \[hep-th\]](#).
- [19] N. Bobev, A. Kundu, K. Pilch, and N. P. Warner, “Minimal Holographic Superconductors from Maximal Supergravity,” [arXiv:1110.3454 \[hep-th\]](#). * Temporary entry *.
- [20] S. S. Gubser, C. P. Herzog, S. S. Pufu, and T. Tesileanu, “Superconductors from Superstrings,” [arXiv:0907.3510 \[hep-th\]](#).
- [21] O. Aharony, S. S. Gubser, J. M. Maldacena, H. Ooguri, and Y. Oz, “Large n field theories, string theory and gravity,” *Phys. Rept.* **323** (2000) 183–386, [hep-th/9905111](#).
- [22] P. Basu, A. Mukherjee, and H.-H. Shieh, “Supercurrent: Vector Hair for an AdS Black Hole,” *Phys.Rev.* **D79** (2009) 045010, [arXiv:0809.4494 \[hep-th\]](#).
- [23] C. Herzog, P. Kovtun, and D. Son, “Holographic model of superfluidity,” *Phys.Rev.* **D79** (2009) 066002, [arXiv:0809.4870 \[hep-th\]](#). 17 pages, 4 figures/ v2 ref added.
- [24] T. Albash and C. V. Johnson, “Holographic Entanglement Entropy and Renormalization Group Flow,” [arXiv:1110.1074 \[hep-th\]](#).

- [25] T. Albash and C. V. Johnson, “Evolution of Holographic Entanglement Entropy after Thermal and Electromagnetic Quenches,” *New J.Phys.* **13** (2011) 045017, [arXiv:1008.3027 \[hep-th\]](#).
- [26] V. Balasubramanian, A. Bernamonti, J. de Boer, N. Copland, B. Craps, *et al.*, “Holographic Thermalization,” *Phys.Rev.* **D84** (2011) 026010, [arXiv:1103.2683 \[hep-th\]](#).
- [27] R. C. Myers and A. Singh, “Comments on Holographic Entanglement Entropy and RG Flows,” [arXiv:1202.2068 \[hep-th\]](#).