

2M1155–79 (= T Cha B): A Low-mass, Wide-separation Companion to the Nearby, “Old” T Tauri Star T Cha

J. H. Kastner¹, E. Thompson^{1,2}, R. Montez Jr.¹, S.J. Murphy³, M.S. Bessell³, G.G. Sacco^{1,4}

ABSTRACT

The early-K star T Cha, a member of the relatively nearby ($D \approx 100$ pc) ϵ Cha Association, is a relatively “old” (age ~ 7 Myr) T Tauri star that is still sporadically accreting from an orbiting disk whose inner regions are evidently now being cleared by a close, substellar companion. We report the identification, via analysis of proper motions, serendipitous X-ray imaging spectroscopy, and followup optical spectroscopy, of a new member of the ϵ Cha Association that is very likely a low-mass companion to T Cha at a projected separation of ~ 38 kAU. The combined X-ray and optical spectroscopy data indicate that the companion, T Cha B (= 2M1155–79), is a weak-lined T Tauri star (wTTS) of spectral type M3 and age $\lesssim 10$ Myr. The serendipitous X-ray (XMM-Newton) observation of T Cha B, which targeted T Cha, also yields serendipitous detections of two background wTTS in the Chamaeleon cloud complex, including one newly discovered, low-mass member of the Cha cloud pre-MS population. T Cha becomes the third prominent example of a nearby, “old” yet still actively accreting, K-type pre-MS star/disk system (the others being TW Hya and V4046 Sgr) to feature a low-mass companion at very large (12–40 kAU) separation, suggesting that such wide-separation companions may affect the conditions and timescales for planet formation around solar-mass stars.

1. Introduction

The majority of stars likely form in binary systems (e.g., Mathieu 1994; Tohline 2002). Given the recent, rapid improvement in our knowledge of the demographics of nearby ($D \lesssim$

¹Center for Imaging Science and Laboratory for Multiwavelength Astrophysics, Rochester Institute of Technology, 54 Lomb Memorial Drive, Rochester NY 14623 USA (jhk@cis.rit.edu)

²West Irondequoit High School, Rochester, NY 14617

³RSAA, Mount Stromlo Observatory, The Australian National University, ACT 2611, Australia

⁴INAF-Osservatorio Astrofisico di Arcetri, Largo E. Fermi, 5, Firenze, 50125, Italy

100 pc), young (age ~ 10 –30 Myr) stellar groups (e.g., Torres et al. 2008; Zuckerman et al. 2011, and references therein), we now have the opportunity to study, at close range, the composition and, perhaps, dissolution of such pre-main sequence (pre-MS) binaries during or just after the epoch of planet formation. Indeed, initial studies of nearby, young binaries make apparent that binary star interactions could have profound consequences on planet-forming circumstellar environments (e.g., Prato et al. 2001; Andrews et al. 2010; Kastner et al. 2011).

The ϵ Cha Association member T Cha (spectral type K0, $D = 109$ pc, age ~ 7 Myr; Torres et al. 2008) is a rare example of a nearby pre-MS star that displays evidence for ongoing accretion (other prominent examples are TW Hya, V4046 Sgr, and MP Mus; Torres et al. 2008). The accretion rate of T Cha is evidently highly variable (and is often undetectably small; Torres et al. 2008; Schisano et al. 2009). Like TW Hya and V4046 Sgr, T Cha is a prototypical example of a “transition disk” object, i.e., a low-mass, pre-MS star orbited by a relatively massive, dusty disk with a large (AU to tens of AU scale) inner hole or gap. Such disk structure is possibly indicative of the presence of young, massive planets (e.g., Dodson-Robinson & Salyk 2011). Indeed, Huélamo et al. (2011) recently obtained direct evidence (via aperture-masked adaptive optics imaging) for a substellar object orbiting within the inner gap of the T Cha disk.

Following the identification of apparent companions to HR 4796 and V4046 Sgr at projected separations of ~ 13.5 and ~ 12.4 kAU, respectively (Kastner et al. 2008, 2011), we are searching for distant companions associated with other pre-MS stars within ~ 100 pc of Earth, particularly nearby pre-MS stars that are still orbited by and accreting from gaseous, circumstellar disks. In this paper, we report the identification, via analysis of catalogued proper motions, serendipitous X-ray imaging spectroscopy, and followup optical spectroscopy, of a new, M-type member of the ϵ Cha Association that is most likely a distant (projected separation ~ 38 kAU) companion to T Cha.

2. Data and Results

2.1. Proper motions of red 2MASS stars near T Cha

To search for candidate comoving, wide-separation companions to T Cha, we made use of the VizieR¹ table browsing and source matching utilities available in TOPCAT². We first

¹<http://vizier.u-strasbg.fr/viz-bin/VizieR>

²Tool for OPERations on Catalogues And Tables; <http://www.star.bris.ac.uk/~mbt/topcat/>

compiled a list of all 2MASS³ sources within 20' of T Cha that have K magnitudes and $J - K$ colors within the range expected for low-mass (late K or M-type) stars within ~ 100 pc, i.e., $K \leq 12$ and $0.8 \leq J - K \leq 1.2$. We then used the UCAC3 (Zacharias et al. 2010) proper motion catalog to select the subset of these 2MASS sources whose measured proper motions (PMs) lie within ± 15 mas yr⁻¹ of each of the PM components of T Cha. This resulted in a list of 6 comoving companion candidates to T Cha. Of these candidates, the closest PM match to T Cha is 2MASS 11550485–7919108 (hereafter 2M1155–79); its UCAC3 PM is indistinguishable from that of T Cha, given the respective measurement uncertainties (Table 1). With an angular separation of 6.36', this candidate is also the closest in proximity to T Cha. The other five objects with PMs similar to T Cha (and 2M1155–79) all have RA PM components $|\mu_\alpha| \leq 32$ mas yr⁻¹; these are most likely field stars unrelated to either the ϵ Cha Association or the background Chamaeleon cloud T Tauri star population (given that three of the five are undetected in X-rays; see §2.2 and Terranegra et al. 1999).

2.2. XMM-Newton archival data

Low-mass pre-MS stars are luminous X-ray sources, with typical X-ray luminosities (relative to bolometric) in the range $L_X/L_{bol} \sim 10^{-4}$ – 10^{-3} (e.g., Kastner et al. 1997). Hence, to confirm that 2M1155–79 is young, we examined an XMM-Newton observation, obtained on 16 March 2009 UT, that targeted (and detected) T Cha (Güdel et al. 2010). The observation duration was 11.5 ks; the effective exposure times with the European Photon Imaging Camera (EPIC) pn, MOS1, and MOS2 detectors were 3.3, 10.6, and 10.2 ks, respectively (the useful pn exposure time being limited due to intervals of high background). The merged XMM/EPIC 0.5–2.0 keV image is displayed in Fig. 1, overlaid with the positions and PM vectors of T Cha and the half-dozen bright, red 2MASS stars that have similar UCAC3 PMs (selected as described in §2.1). Of these 7 stars with similar PMs, only T Cha and 2M1155–79 are detected as X-ray sources (note, however, that two of these PM-selected stars do not fall within the XMM field of view).

The two other luminous X-ray sources in the field, which have UCAC3 catalog proper motions that are less than half those of T Cha and 2M1155–79, correspond to 2MASS 11583429–7913175 (= RXJ 1158.5–7913; hereafter RXJ1158.5) and 2MASS 11581646–7931082 (hereafter 2M1158–79). The former is a weak-line T Tauri star (wTTS) of spectral type

³The Two Micron All Sky Survey is a joint project of the University of Massachusetts and the Infrared Processing and Analysis Center/California Institute of Technology and is funded by NASA and the National Science Foundation.

K3, previously identified by Alcala et al. (1995) as being associated with the Chamaeleon cloud complex. The Cha clouds and their associated TTS population lie ~ 160 pc from Earth (Whittet et al. 1997) — i.e., ~ 60 pc behind the ϵ Cha Association — consistent with the small PM of RXJ1158.5 relative to ϵ Cha member T Cha (Terranegra et al. 1999). Meanwhile, 2M1158–79 has no previous references listed in SIMBAD⁴. Given its JHK magnitudes and colors relative to those of RXJ1158.5 (Table 1), and the similarity of their PMs, 2M1158–79 is therefore most likely a previously unidentified, lower-mass (early M) member of the Cha cloud wTTS population. Proper motions are unavailable for potential optical counterparts to the other, weaker X-ray sources in Fig. 1.

We used the XMM Scientific Analysis System (SAS⁵ version 10.0.0) to extract pn, MOS1, and MOS2 CCD spectra and responses for the three bright sources that surround T Cha in the EPIC image (spectral fitting results for T Cha itself were presented in Güdel et al. 2010). Calibrations were performed using the current calibration files (CCF) from release note 271, 21-Dec-2010. Background-subtracted total counts and count rates for each source, as obtained from the pn, MOS1, and MOS2 spectral extractions, are listed in Table 1 (the anomalously low pn count rate of 2M1155–79 is the result of its position on a bad row of that detector). We summarize the results of simultaneous fits of an absorbed single-component thermal plasma emission model to the three (pn, MOS1, MOS2) EPIC spectra of 2M1155–79 and 2M1158–79 and an absorbed two-component plasma model to the EPIC spectra of RXJ1158.5 in Table 1, and we display the spectra overlaid with these best-fit models in Fig. 2 (a second, lower-temperature component is necessary to model the low-energy regions of the EPIC spectra of RXJ1158.5). The X-ray properties of 2M1155–79 inferred from spectral fitting are similar to those of the background (Cha cloud) wTTS RXJ1158.5 (and are typical of wTTS more generally), consistent with a wTTS classification for 2M1155–79 (§3.2). The best-fit model for 2M1158–79 (whose EPIC spectra are evidently somewhat harder than those of 2M1155–79 and RXJ1158.5; Fig. 2) indicates a high plasma temperature and very large L_X/L_{bol} ratio, suggesting it may have been undergoing a strong flare during the short exposure targeting T Cha.

2.3. Optical spectroscopy of T Cha and 2M1155–79

Spectra of T Cha and 2M1155–79 covering the $H\alpha$ and Li I $\lambda 6708$ spectral region at resolution ~ 7000 were obtained with the Australian National University’s Siding Spring Ob-

⁴The SIMBAD database (<http://simbad.u-strasbg.fr/simbad/>) is operated at CDS, Strasbourg, France.

⁵<http://xmm.esa.int/sas>

servatory (SSO) 2.3 m telescope and WiFeS spectrometer (Dopita et al. 2007) on 12 Oct. 2011 (Fig. 3). Exposure times were 2×600 s and 300 s for 2M1155–79 and T Cha, respectively, and the stars were observed at airmass ~ 2.5 . Spectra were reduced as described in Riedel et al. (2011); absolute flux calibration was not performed. In the resulting, normalized spectra, both stars display $H\alpha$ strongly in emission and show strong Li $\lambda 6708$ absorption lines ($H\alpha$ and Li $\lambda 6708$ line equivalent widths are reported in Table 1). The photospheric absorption features in the spectrum of 2M1155–79 are evidently a close match to those of the M3 field dwarf GJ 752A = HD 180617 (Henry et al. 1994); see Fig. 3 (left). Hence, we adopt M3 as the spectral type of 2M1155–79 for purposes of the discussion in §3.

3. Discussion

3.1. 2M1155–79 (= T Cha B): a likely wide-separation companion to T Cha

Li is rapidly depleted in low-mass pre-MS stars, the $\lambda 6708$ photospheric absorption line becoming difficult to detect in nearby, young mid-M stars (even in high-resolution spectra) by the time such stars are of age > 10 Myr (Yee & Jensen 2010). Hence, the detection of Li absorption in the SSO WiFeS spectrum of 2M1155–79 (§2.3), combined with its strong X-ray emission (§2.2) and $H\alpha$ emission (§2.2), confirm that this star is young. More specifically, the large $\lambda 6708$ Li I EW we measure in the spectrum of 2M1155–79 is comparable to those of mid-M stars in the ~ 8 Myr-old TW Hya Association (Rodríguez et al. 2011) and the ~ 7 Myr-old ϵ Cha group (even though 2M1155–79 is among the lowest-mass ϵ Cha members known; Torres et al. 2008). In contrast, its Li absorption line EW is a factor at least ~ 3 larger than those of M stars (of all spectral subtype) in the ~ 12 Myr-old β Pic Moving Group (Yee & Jensen 2010). Hence its Li absorption line strength alone places an upper limit of ~ 10 Myr on the age of 2M1155–79.

Adopting the data and methods in Kenyon & Hartmann (1995), the 2MASS magnitudes and M3 spectral type of 2M1155–79 suggest an effective temperature of 3400 ± 100 K (where the error corresponds to an uncertainty of one spectral subclass) and — assuming 2M1155–79, like T Cha, lies at $D = 109$ pc (Torres et al. 2008) but, unlike T Cha, suffers negligible reddening (given its low N_H ; see below) — a bolometric luminosity $\log L_{bol}/L_{\odot} = -1.16$. The pre-MS evolutionary tracks of Siess et al. (2000), which are appropriate given the age and mass range of interest here (e.g., Lawson & Feigelson 2001), then indicate an age ~ 10 Myr and mass just under $\sim 0.3 M_{\odot}$ (Fig 4). The former is consistent with the upper limit on the age of 2M1155–79 imposed by its strong Li absorption. In light of their similar proper motions (§2.1; see also Terranegra et al. 1999) and the fact that (adopting $D = 109$ pc) the two stars fall near the same (age 10 Myr) theoretical isochrone in Fig 4 — an isochrone that

is, in turn, very similar to the estimated (7 Myr) age of the ϵ Cha group with which T Cha is kinematically associated (Torres et al. 2008, and references therein) — it appears that T Cha and 2M1155–79 are equidistant, coeval, and comoving. The latter star is therefore most likely a newly identified member of the ϵ Cha Association.

Furthermore, given the low surface density of known members of the ϵ Cha group (~ 0.18 degree $^{-2}$; Torres et al. 2008), the Poisson probability P that T Cha and 2M1155–79 represent a chance alignment of two (otherwise unrelated) ϵ Cha Association stars within the (~ 0.2 degree 2) XMM/EPIC field is vanishingly small ($P \approx 6 \times 10^{-4}$). We therefore assert that these two stars very likely comprise a very wide (projected separation ~ 38 kAU) binary system; hence, hereafter, we refer to 2M1155–79 as T Cha B.

3.2. The contrasting natures of T Cha A and B

The H α emission line strength of T Cha displayed in our spectrum (Table 1 and Fig. 3, center) lies near the middle of the (wide) range previously measured for this star, and is only marginally consistent with “classical” (as opposed to weak-lined) T Tauri star status (the T Cha H α line has also occasionally been observed in absorption; Torres et al. 2008; Schisano et al. 2009). The H α linewidth at 10% of peak intensity at the time of our observations, $W_{10} = 475$ km s $^{-1}$, would place T Cha among the weakly accreting T Tauri stars — with an inferred accretion rate of $dM/dt \sim 3 \times 10^{-9} M_{\odot}$ yr $^{-1}$ — given the empirical relationship between dM/dt and W_{10} described in Natta et al. (2004).

In contrast, we measure $W_{10} = 149$ km s $^{-1}$ for T Cha B (Fig. 3, right), suggesting $dM/dt < 10^{-11} M_{\odot}$ yr $^{-1}$ — consistent with the wTTS classification for this star one would determine from its H α emission-line EW (Table 1; e.g., Barrado y Navascués & Martín 2003). Furthermore, whereas T Cha A displays a strong mid- to far-infrared excess in 2MASS and Wide-field Infrared Survey Explorer⁶ (WISE) data (e.g., $K - W3 \sim 2.3$, compared with $K - W3 \sim 0.5$ for the wTTS RXJ1158.5; Table 1) and is evidently subject to varying degrees of obscuration by its dusty circumstellar disk (Schisano et al. 2009), T Cha B displays only a modest mid-infrared excess ($K - W3 \sim 0.8$) — although the star evidently has a substantial ~ 20 μ m flux excess (as does the background wTTS 2M1158–79; Table 1), suggesting a significant mass of cool circumstellar dust. The presence of disk gas around T Cha A — and the apparent absence of such intervening disk gas, along the line of sight to T Cha B — is also evident in the large contrast between their respective X-ray absorbing columns

⁶The Wide-field Infrared Survey Explorer is a joint project of the University of California, Los Angeles, and the Jet Propulsion Laboratory/California Institute of Technology, and is funded by NASA.

(Table 1).

4. Conclusions

T Cha is the third prominent example of a nearby ($D \lesssim 100$ pc, “old” (age ~ 10 Myr) yet still actively accreting, K-type pre-MS star/disk system (the others being TW Hya and V4046 Sgr) that is now known to feature candidate low-mass companions at very large ($\sim 12\text{--}40$ kAU) separation. The projected separation of the apparent T Cha A/B pair, ~ 38 kAU, is very similar to that of the TW Hya Association (TWA) brown dwarf candidate TWA 28 from TW Hya itself (~ 41 kAU; Teixeira et al. 2008), and is much larger than the projected separation of V4046 Sgr AB and C[D] (~ 12.4 kAU; Kastner et al. 2011). Other examples of nearby, ~ 10 Myr-old binary systems with components at wide ($\sim 3\text{--}13$ kAU) separation that feature dusty circumstellar disks are TWA members HR 4796 (TWA 11; Kastner et al. 2008) and TWA 30 (whose two components also display evidence for ongoing accretion; Looper et al. 2010). The projected separations of four of these systems (T Cha A and B; TW Hya and TWA 28; V4046 Sgr AB and C[D]; and HR 4796 AB and C) rival or exceed those of the widest known main-sequence binaries in the solar neighborhood (~ 20 kAU; Close et al. 1990). It may be that we are observing these young binary systems at a “fragile” stage of their evolution, during which they are particularly susceptible to dissolution (e.g., via encounters with the older field star population). Indeed, the large separation of T Cha A and B implies an orbital period ~ 5 Myr, similar to the age of the system itself. High resolution spectroscopy and precise proper motion determinations — capable of establishing the relative space motion of the two stars to within ~ 0.1 kms^{-1} — are required to ascertain whether they are in fact gravitationally bound.

Furthermore, depending on the nature of the substellar companion orbiting within the inner hole of the T Cha disk (Huélamo et al. 2011), T Cha — like β Pic Moving Group member V4046 Sgr and TWA members HD 98800, Hen 3–600, and HR 4796 — might be considered a *hierarchical* binary system with long-lived disk. The presence of wide-separation companions could be pointing to the profound effects of companion-disk interactions, and perhaps hierarchical binary dissolution, on the conditions and timescales for planet formation in such systems (Kastner et al. 2011, and references therein). In particular, given the advanced ages of these five disk-retaining hierarchical binaries, one might speculate that, in each case, the presence of a companion(s) has either inhibited planet formation processes (see also Prato et al. 2001) or extended the time available for such processes well beyond the “nominal” few Myr typically inferred for disk lifetimes (e.g., Currie et al. 2009, and references therein).

We thank the anonymous referee for helpful comments and suggestions. This research was supported by grants to RIT from the National Science Foundation (award AST-1108950) and the NASA Astrophysics Data Analysis Program (award NNX09AC96G).

REFERENCES

- Alcala, J. M., Krautter, J., Schmitt, J. H. M. M., Covino, E., Wichmann, R., & Mundt, R. 1995, *A&AS*, 114, 109
- Andrews, S. M., Czekala, I., Wilner, D. J., Espaillat, C., Dullemond, C. P., & Hughes, A. M. 2010, *ApJ*, 710, 462
- Barrado y Navascués, D., & Martín, E. L. 2003, *AJ*, 126, 2997
- Close, L. M., Richer, H. B., & Crabtree, D. R. 1990, *AJ*, 100, 1968
- Currie, T., Lada, C. J., Plavchan, P., Robitaille, T. P., Irwin, J., & Kenyon, S. J. 2009, *ApJ*, 698, 1
- Dodson-Robinson, S. E., & Salyk, C. 2011, *ApJ*, 738, 131
- Dopita, M., Hart, J., McGregor, P., Oates, P., Bloxham, G., & Jones, D. 2007, *Ap&SS*, 310, 255
- Güdel, M., et al. 2010, *A&A*, 519, A113
- Henry, T. J., Kirkpatrick, J. D., & Simons, D. A. 1994, *AJ*, 108, 1437
- Huélamo, N., Lacour, S., Tuthill, P., Ireland, M., Kraus, A., & Chauvin, G. 2011, *A&A*, 528, L7
- Kastner, J. H., Zuckerman, B., & Bessell, M. 2008, *A&A*, 491, 829
- Kastner, J. H., Zuckerman, B., Weintraub, D. A., & Forveille, T. 1997, *Science*, 277, 67
- Kastner, J. H., et al. 2011, *ApJ*, 740, L17
- Kenyon, S. J., & Hartmann, L. 1995, *ApJS*, 101, 117
- Lawson, W., & Feigelson, E. D. 2001, in *Astronomical Society of the Pacific Conference Series*, Vol. 243, *From Darkness to Light: Origin and Evolution of Young Stellar Clusters*, ed. T. Montmerle & P. André, 591

- Looper, D. L., Bochanski, J. J., Burgasser, A. J., Mohanty, S., Mamajek, E. E., Faherty, J. K., West, A. A., & Pitts, M. A. 2010, *AJ*, 140, 1486
- Mathieu, R. D. 1994, *ARA&A*, 32, 465
- Natta, A., Testi, L., Muzerolle, J., Randich, S., Comerón, F., & Persi, P. 2004, *A&A*, 424, 603
- Prato, L., et al. 2001, *ApJ*, 549, 590
- Riedel, A. R., Murphy, S. J., Henry, T. J., Melis, C., Jao, W.-C., & Subasavage, J. P. 2011, *AJ*, 142, 104
- Rodriguez, D. R., Bessell, M. S., Zuckerman, B., & Kastner, J. H. 2011, *ApJ*, 727, 62
- Schisano, E., Covino, E., Alcalá, J. M., Esposito, M., Gandolfi, D., & Guenther, E. W. 2009, *A&A*, 501, 1013
- Siess, L., Dufour, E., & Forestini, M. 2000, *A&A*, 358, 593
- Teixeira, R., Ducourant, C., Chauvin, G., Krone-Martins, A., Song, I., & Zuckerman, B. 2008, *A&A*, 489, 825
- Terranegra, L., Morale, F., Spagna, A., Massone, G., & Lattanzi, M. G. 1999, *A&A*, 341, L79
- Tohline, J. E. 2002, *ARA&A*, 40, 349
- Torres, C. A. O., Quast, G. R., Melo, C. H. F., & Sterzik, M. F. 2008, *Young Nearby Loose Associations*, ed. Reipurth, B., 757–+
- Whittet, D. C. B., Prusti, T., Franco, G. A. P., Gerakines, P. A., Kilkenny, D., Larson, K. A., & Wesselius, P. R. 1997, *A&A*, 327, 1194
- Yee, J. C., & Jensen, E. L. N. 2010, *ApJ*, 711, 303
- Zacharias, N., et al. 2010, *AJ*, 139, 2184
- Zuckerman, B., Rhee, J. H., Song, I., & Bessell, M. S. 2011, *ApJ*, 732, 61

Table 1: DATA AND RESULTS FOR T CHA FIELD XMM SOURCES^a

	T Cha	2M1155-79	RXJ1158.5-7913	2M1158-79
μ_α (mas yr ⁻¹)	-41.2 (3.2)	-40.6 (5.1)	-18.3 (3.8)	-10.1 (2.9)
μ_δ (mas yr ⁻¹)	-6.1 (1.4)	-4.7 (5.6)	-3.1 (1.9)	0.7 (2.4)
J (mag, 1.25 μm)	8.955 (0.027)	11.216 (0.022)	9.745 (0.024)	12.232 (0.026)
H (mag, 1.65 μm)	7.860 (0.046)	10.465 (0.026)	8.959 (0.024)	11.544 (0.026)
K (mag, 2.2 μm)	6.954 (0.018)	10.079 (0.021)	8.653 (0.019)	11.291 (0.024)
$W1$ (mag, 3.4 μm)	5.899 (0.047)	9.894 (0.024)	8.497 (0.024)	11.144 (0.025)
$W2$ (mag, 4.6 μm)	4.974 (0.030)	9.667 (0.021)	8.384 (0.021)	11.153(0.022)
$W3$ (mag, 12 μm)	4.631 (0.017)	9.273 (0.033)	8.188 (0.024)	10.974 (0.092)
$W4$ (mag, 22 μm)	2.601 (0.017)	7.195 (0.081)	7.864 (0.132)	8.683 (0.239)
EW, H α (Å)	-10.5 (0.4)	-6.5 (0.5)	-3.1 ^b	...
EW, Li λ 6708 (mÅ)	350 (50)	550 (100)	600 ^b	...
EPIC Counts ^c	432, 660, 687	48, 148, 122	363, 441, 513	150, 276, 303
Count Rate ^c (cnt ks ⁻¹)	132, 63, 61	13, 13, 9.3	110, 41, 45	43, 24, 25
N_H ($\times 10^{21}$ cm ⁻²)	9.7 ^d	0.16 (0-0.79)	0.47 (0.30-0.68)	1.5 (0.6-2.4)
kT_X (keV)	...	2.1 (1.7-2.8)	0.65 (0.60-0.74), 2.3 (2.1-2.7)	4.7 (3.4-7.6)
F_X ^e (erg cm ⁻² s ⁻¹)	2.0×10^{-12d}	1.2×10^{-13}	5.9×10^{-13}	5.9×10^{-13}
$\log(L_X/L_{bol})$ ^f	-3.91 ^d	-3.19	-3.11	-2.1:

NOTES:

- a) Obtained via the observations and analysis described in text (§§2, 3) unless otherwise indicated.
- b) EW data from Alcalá et al. (1995).
- c) pn, MOS1, and MOS2 total counts and net (background-subtracted) count rates.
- d) Based on X-ray spectral fit results listed in Güdel et al. (2010).
- e) Intrinsic (“unabsorbed”) X-ray flux.
- f) Bolometric fluxes for RXJ1158.5 and 2M1158-79 were estimated as described in §3.1 (for 2M1155-79). Both the bolometric flux and steady-state X-ray flux of 2M1158-79 are uncertain.

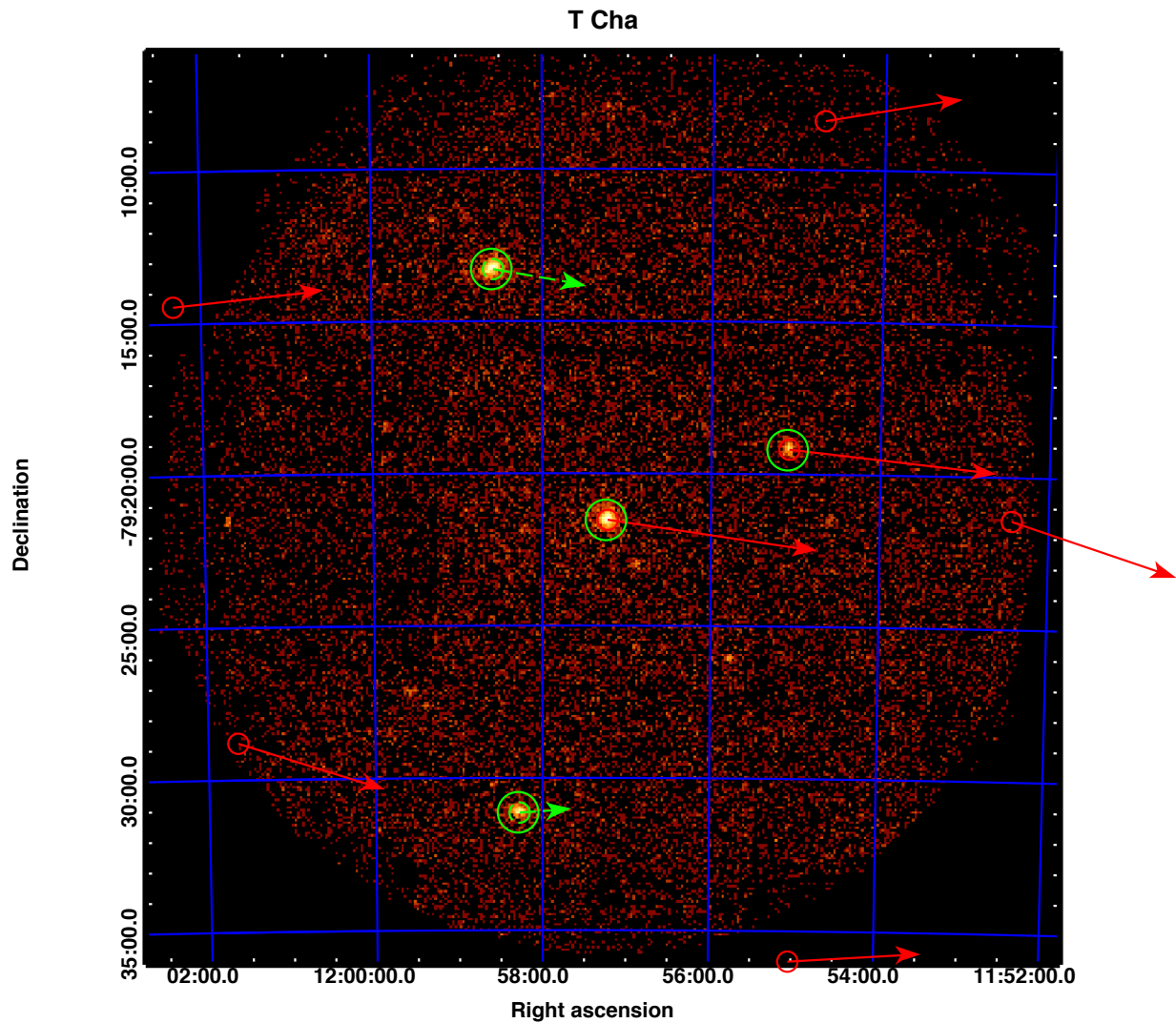


Fig. 1.— XMM/EPIC (0.2–12 keV) X-ray image centered on T Cha; N is up and E is to the left, and the imaged field is approximately $36'$ on a side. Green circles indicate the four brightest X-ray sources in the field: T Cha (center) and (clockwise from upper left) RXJ1158.5, 2M1155–79, and 2M1158–79. Positions and UCAC3 proper motions (PMs) of field stars with PMs similar to that of T Cha (see §2.1) are marked with red circles and vectors, respectively, where vectors represent angular displacements over a time of 10^4 yr. The PMs of the background wTTS (RXJ1158.5 and 2M1158–79; see §2.2) are indicated as dashed green vectors.

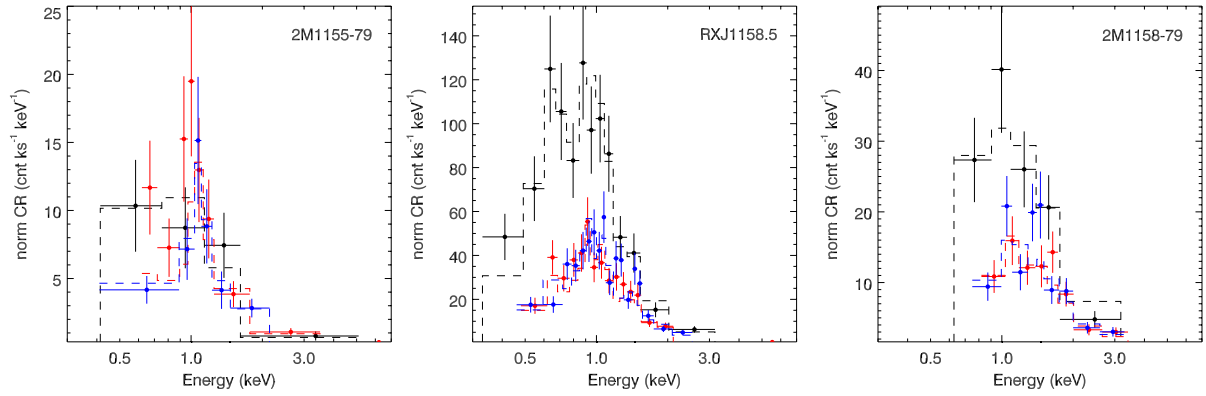


Fig. 2.— XMM-Newton/EPIC spectra (pn: black points, MOS1: red points, MOS2: blue points) of 2M1155–79 and the two background (Cha cloud) wTTS in the T Cha field (RXJ1158.5 and 2M1158–79), overlaid with best-fit absorbed thermal plasma emission models (histograms, with colors corresponding to instrument data).

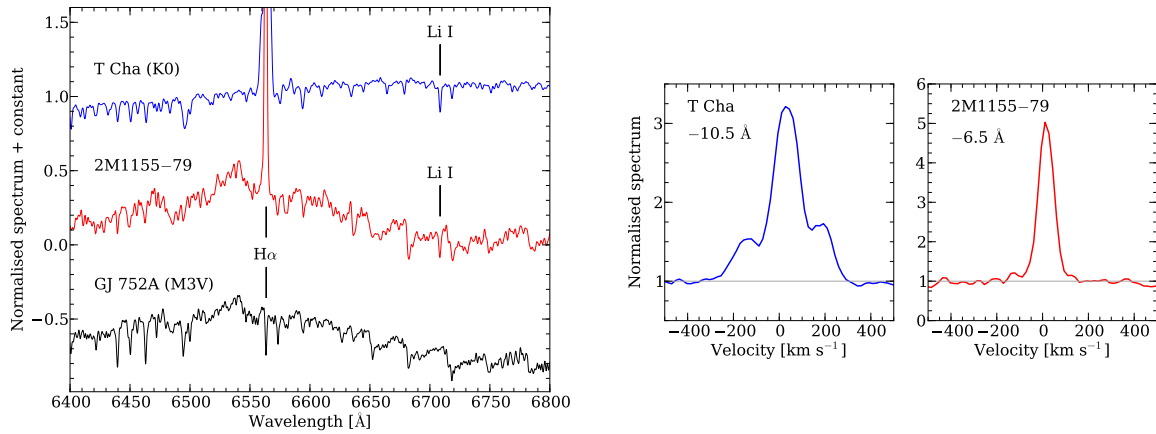


Fig. 3.— *Left*: Siding Spring Observatory 2.3 m telescope 6400–6800 Å spectra of T Cha (blue), 2M1155–79 (red), and M3 field star GJ 752A (black) obtained with the WiFeS spectrograph. The positions of H α and the λ 6708 Li I line are indicated. *Center and right*: The H α emission line regions of the WiFeS spectra of T Cha and 2M1155–79 (= T Cha B). Line EWs are indicated in each frame.

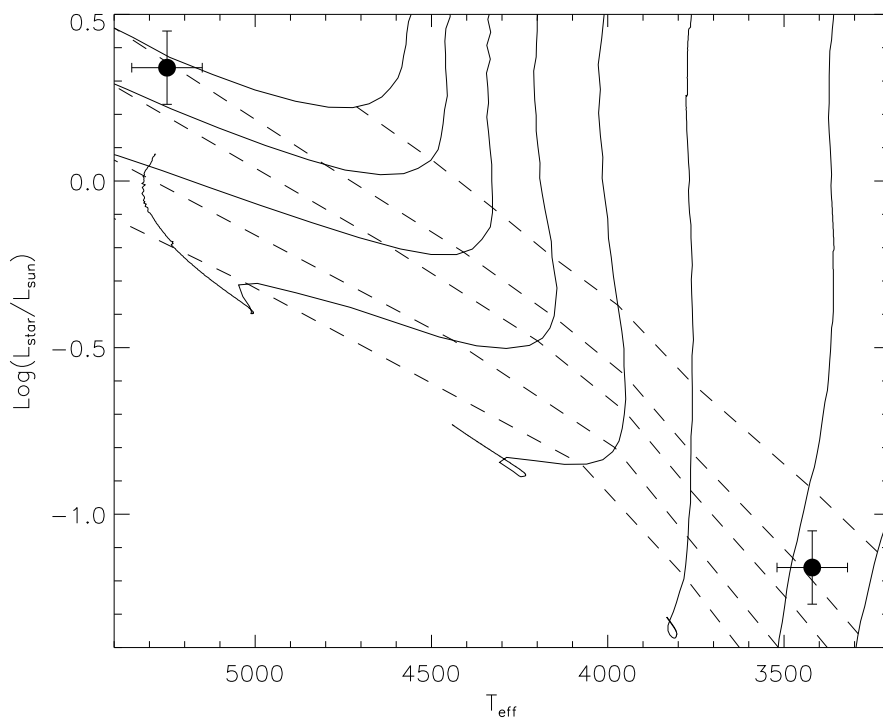


Fig. 4.— The HR diagram positions of T Cha A (point at upper left) and 2M1155–79 (= T Cha B; point at lower right) overlaid on pre-MS tracks from Siess et al. (2000). Error bars reflect estimated uncertainties of $\sim 25\%$ in luminosity (dominated by distance uncertainties) and ~ 100 K in effective temperature. The evolutionary tracks (solid lines) correspond to masses of 0.2, 0.3, 0.5, 0.7, 0.9, 1.1, 1.3, and $1.5 M_{\odot}$ (from lower right to upper left), while the isochrones (dashed lines) correspond to ages of 5, 10, 15, 25 and 40 Myr (from upper right to lower left).