

# Steady-state, cavity-less, multimode superradiance in a cold vapor

Joel A. Greenberg\* and Daniel J. Gauthier

*Department of Physics and the Fitzpatrick Institute for Photonics, Duke University, Durham, NC 27708, USA*

(Dated: December 2, 2024)

We demonstrate steady-state, mirrorless superradiance in a cold vapor pumped by weak optical fields. Beyond a critical pump intensity of  $1 \text{ mW/cm}^2$ , the vapor spontaneously transforms into a spatially self-organized state: a density grating forms. Scattering of the pump beams off this grating generates a pair of new, intense optical fields that act back on the vapor to enhance the atomic organization. The superradiant emission is nearly coherent, persists for several seconds, displays strong temporal correlations between the various modes, and has a coherence time of several hundred  $\mu\text{s}$ . This system therefore has applications in fundamental studies of many-body physics with long-range interactions as well as all-optical and quantum information processing.

PACS numbers: 42.65.-k, 37.10.Jk, 37.10.Vz

Keywords: light-matter interaction, nonlinear optics, atom cooling and trapping

The study of collective light-matter interactions, where the dynamics of an individual scatterer depend on the state of the entire multi-scatterer system, has recently received much attention in the areas of fundamental research and photonic technologies [1, 2]. One prominent example of collective behavior is superradiance [3], where light-induced couplings between initially incoherently-prepared emitters cause the full ensemble to synchronize and radiate coherently [4]. This leads to the emission of an intense pulse of light after a time delay  $\tau_D$ , where  $\tau_D$  corresponds to the time required for the atoms to synchronize. In order for this collective instability to occur, the system must possess sufficient gain and feedback so that synchronization occurs more rapidly than dephasing. While early studies of superradiance focused on collective scattering via the emitters' internal degrees of freedom, recent work demonstrates that formally identical behavior arises through the manipulation of the center-of-mass positions and momenta of cold atoms [5–7].

In these studies, an initially uniformly-distributed gas of atoms pumped by external optical fields spontaneously undergoes a transition to a spatially-ordered state under certain circumstances [5–8]. This ordering arises from the momentum imparted to the atoms via optical scattering and can be understood as a form of atomic synchronization: instead of the atoms scattering light individually, the self-assembled density grating enables the entire ensemble to coherently scatter light as a single entity. The pump beams scatter off this grating and produce new optical fields that act back on the vapor to enhance the grating contrast. This emergent, dynamical organization can lead to reduced optical instability thresholds [9] and new phenomena [10] that are inaccessible using static, externally-imposed optical lattices [11].

Thermal atomic motion in these processes washes out the density grating and leads to decoherence. Thus, previous observations of such instabilities in free space required ultracold temperatures ( $T < 3 \mu\text{K}$ ) and employed

optical fields detuned far from the atomic resonance in order to avoid recoil-induced heating [8, 12]. Collective scattering in these systems is inherently transient, though, because the recoil associated with repeated scattering events eventually destroys the ultracold gas. One can partially circumvent the problem of thermal decoherence by placing the atoms in a single-mode cavity. In this case, the enhanced photon lifetime in the cavity effectively increases the coherence time of the system and enables instabilities to occur at temperatures of up to hundreds of  $\mu\text{K}$  [5]. By using both a cavity and an auxiliary cooling mechanism, recent studies have demonstrated steady-state behavior [13, 14]. Nevertheless, single-mode cavities are more technically challenging to work with than free-space systems, impose additional constraints on the allowed optical frequencies, and are incompatible with multi-mode fields, which are necessary for realizing recently-proposed spin glass systems [7, 10, 15] and multi-mode quantum information processing schemes [16, 17].

In this Rapid Communication, we demonstrate a collective, superradiant instability that results in the steady-state emission of multi-mode optical fields in the absence of an optical cavity and without requiring ultracold temperatures. The emission of superradiant light coincides with the onset of global spatial organization in three dimensions through the breaking of continuous translation symmetry in the cold atomic vapor. This transition occurs for a pump intensity of  $1 \text{ mW/cm}^2$  (corresponding  $400 \mu\text{W}$ ) and enables up to 20% of the pump light to scatter into the superradiant modes. The generated light persists in steady-state and displays strong temporal correlations between the emitted modes.

To realize this instability, we use a magneto-optical trap (MOT) to produce an anisotropic, pencil-shaped cloud of cold ( $T = 30 \mu\text{K}$ )  $^{87}\text{Rb}$  atoms with a typical density of  $\eta = 5 \times 10^{10} \text{ cm}^{-3}$  [18]. The cloud has a length  $L = 3 \text{ cm}$  and  $1/e$  diameter  $W = 430 \mu\text{m}$ , which corresponds to a Fresnel number  $F = \pi W^2/(\lambda L) \cong 6$ .

We illuminate the atomic cloud with a pair of pump beams that are intensity-balanced, frequency degenerate, and counterpropagate at an angle  $\theta = 10^\circ$  relative to the trap's long axis (see Fig. 1a). Unlike in previous studies, we work at small detunings  $\Delta$  below the  $5S_{1/2}(F=2) \rightarrow 5P_{3/2}(F'=3)$  atomic transition (*i.e.*, several natural linewidths  $\Gamma$ ) and choose the pump beam polarizations such that net cooling occurs via the Sisyphus effect [19].

In the experiment, we cycle between a cooling and trapping period (where only the MOT beams are on) and a superradiant period (where the pump beams are on) [20]. During the superradiant period, we either reduce or extinguish the intensity of the MOT beams. When we turn the MOT beams off, we use a 99 ms cooling and trapping period and a 1 ms superradiant period. When we leave the MOT beams on at a reduced intensity, we use a 99 ms cooling and trapping period followed by a superradiant period of variable length (up to 5 seconds, limited by electronics). We leave the MOT repump beams and magnetic fields on to ensure that atoms are not pumped into a dark state and to enable continuous cooling and trapping, respectively. We have verified that the MOT magnetic fields do not affect the superradiance when the MOT beams are off [20].

The configuration shown in Fig. 1a allows us to exploit a recently-reported gain mechanism in which atomic cooling enhances the loading of atoms into the optical lattice formed by the interference of the pump and self-generated optical fields [20, 21]. The resulting atomic spatial organization constitutes a density grating, which is phase-matched for coupling the pump and superradiant fields. Atomic cooling in this compliant optical lattice results in typical atomic temperatures of a few  $\mu\text{K}$ , and the mutual amplification of the optical and density waves via this collective scattering mechanism results in the superradiant instability [7, 8, 22].

Because the instability requires that the single-pass gain exceed the intrinsic system loss, superradiance only occurs when  $I_p$  exceeds a threshold pump intensity  $I_{\text{thresh}}$  (see Fig. 1b). This threshold intensity is typically a few  $\text{mW}/\text{cm}^2$  and depends on  $\Delta$ . The balance between efficient cooling at larger  $\Delta$  and resonant enhancement at small  $\Delta$  results in a minimum value of  $I_{\text{thresh}} = 1 \pm 0.2 \text{ mW}/\text{cm}^2$  for  $\Delta = -3\Gamma$ . This corresponds to a total input power of  $P_{\text{thresh}} = 400 \pm 80 \mu\text{W}$  in our experiment, where we use pump beams with a 5 mm diameter. In contrast to other recently-studied systems, we do not require any auxiliary beams to initially pre-condition the sample [11, 23]. Beyond the instability threshold, the peak intensity of the generated light  $I_{\text{peak}}$  increases linearly with  $I_p$  before leveling off at  $I_{\text{peak}} \sim 1 \text{ mW}/\text{cm}^2$  near  $I_p = 5 \text{ mW}/\text{cm}^2$ . This rolloff of the superradiant intensity at larger  $I_p$  is similar to that observed in a Bose-Einstein condensate [8].

Mode competition leads to superradiant emission along

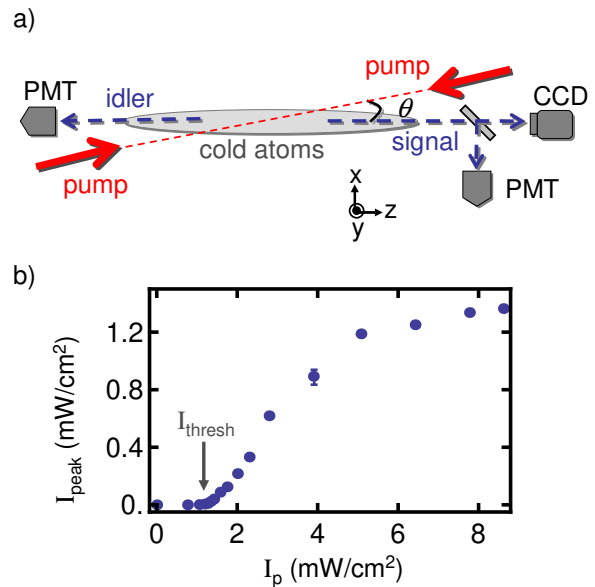


FIG. 1: a) We apply a pair of weak, counterpropagating pump beams to a pencil-shaped cloud of cold atoms at an angle  $\theta = 10^\circ$  relative to the  $\hat{z}$  axis. Scattering via the spontaneously-formed density grating produces signal and idler fields propagating along the trap's long axis. We use a pair of matched photomultiplier tubes (PMTs) and a charge-coupled device (CCD) camera to image the temporal and spatial profile of the generated light, respectively. b) Superradiance only occurs beyond a threshold pump intensity  $I_{\text{thresh}}$ . For a pump detuning  $\Delta = -5 \pm 0.5 \Gamma$  and density  $\eta = 5 \pm 2 \times 10^{10} \text{ cm}^{-3}$ , we observe  $I_{\text{thresh}} = 1.25 \pm 0.25 \text{ mW}/\text{cm}^2$ , where  $I_p$  corresponds to the intensity of a single pump beam. All uncertainties correspond to one standard deviation.

the direction in which  $I_{\text{thresh}}$  is smallest. For our pencil-shaped MOT, we observe the emission of a pair of counterpropagating optical fields oriented along the vapor's long axis, which we refer to as signal and idler fields with intensities  $I_s$  and  $I_i$ , respectively. This counterpropagating geometry provides distributed feedback through the mutual coupling of the fields and also balances radiation pressure forces, which is necessary for continuous operation [13]. Figure 2a shows the measured transverse intensity distribution of the signal beam  $I_s(x, y)$  for two different MOT realizations. The generated light consists of multiple transverse spatial modes, which indicates the existence of atomic self-organization in all three dimensions. The interplay between mode competition and the random initial fluctuations that seed the instability causes  $I_{s,i}(x, y)$  to vary from run to run [24] and represents the spontaneous breaking of continuous translational symmetry in the system. We therefore do not observe the  $\pi$  phase jumps in the superradiant field, which are characteristic of discrete symmetry breaking in a cavity-based system [14, 25]. Our observation of multimode superradiance therefore represents the first steps toward realizing

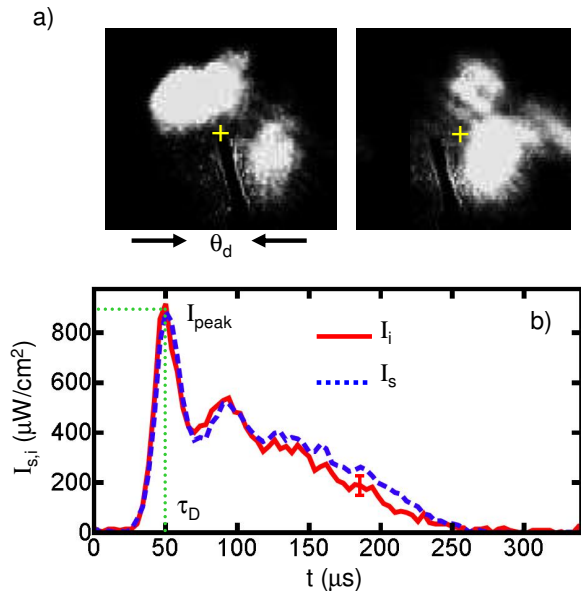


FIG. 2: a) The left and right images show  $I_s(x, y)$  in the far field for two experimental MOT realizations, where the center of the image (indicated by a +) corresponds to light propagating along the  $\hat{z}$ -direction. The generated light consists of multiple spatial modes that vary from one run to the next. The angular width of each beam is  $\theta_D = 3.1 \pm 0.4$  mrad, corresponding to a diffraction-limited beam waist ( $1/e$  field radius) of  $158 \pm 20$   $\mu\text{m}$  at the exit of the trap. b) Temporal dependence of  $I_{s,i}$  after we turn the pump beams on at  $t = 0$ . After a dwell time, the fields grow exponentially, reach a maximum value of  $I_{peak}$  at time  $\tau_D$ , and display a high degree of correlation  $r_{s,i}(0) = 0.987$ . After several additional bursts, oscillation terminates by  $\sim 250$   $\mu\text{s}$ . We use  $I_p = 4 \pm 0.1$   $\text{mW}/\text{cm}^2$ ,  $\Delta = -5 \pm 0.5$   $\Gamma$  and  $\eta = 5 \pm 2 \times 10^{10}$   $\text{cm}^{-3}$ .

novel, controllable condensed matter systems involving phase transitions via emergent structure [7, 10, 15].

The temporal intensity profile of the generated light provides additional insight into the evolution of the instability. Figure 2b shows  $I_{s,i}(t)$ , where we turn on the pump beams at  $t = 0$ . As the atoms cool and organize in the presence of the pump beams, the signal and idler intensities grow exponentially and reach a maximum value  $I_{peak}$  after a time  $\tau_D$ . Stronger pumping reduces  $\tau_D$ , which is typically on the order of 10's of  $\mu\text{s}$ . The generated fields, which can be as large as  $0.2I_p$ , act back on the vapor and strongly affect the ensuing dynamics. The details of the long-term behavior therefore vary from run to run, but typically consist of additional bursts of light with characteristic durations on the order of 10–100  $\mu\text{s}$  due to atomic motion in the underlying optical lattice.

The signal and idler fields display strong temporal correlations due to their mutual coupling. We quantify the degree of correlation using the cross-correlation coefficient  $r_{s,i}(\tau) = \langle (I_s(t) - \bar{I}_s)(I_i(t + \tau) - \bar{I}_i) \rangle / (\bar{I}_s \bar{I}_i)^{1/2}$  and find typical values of  $r_{s,i}(0) > 0.9$ . Here,  $\langle \dots \rangle$  repre-

sents a time average and  $\bar{A} \equiv \langle A \rangle$ . The correlations arise because the generated fields are coupled via the density grating, in contrast to experiments carried out using standing-wave cavities where the mirror boundary conditions necessarily impose correlations. While we have only measured the classical correlations between the signal and idler beams, we anticipate that quantum correlations also exist and make this system useful for twin beam generation [26].

After a few hundred  $\mu\text{s}$ , expansion of the cloud along the  $\hat{y}$  direction reduces the atomic density and superradiance ends. We overcome this expansion and maintain steady-state superradiance by keeping the MOT beams on at reduced intensities (typically 5–10% of their full values) during the application of the pump beams. The atoms can therefore continue to interact with the pump beams while remaining free to self-organize. This is analogous to a recently-proposed scheme for steady-state superradiance based on the rapid repopulation of a long-lived excited state in alkaline-earth-metals [27]. Rather than employing internal states, we use long-lived center-of-mass states and continuously drive atomic bunching more rapidly than the superradiant emission rate. This scheme enables us to realize superradiance that persists for up to several seconds (limited only by the timing electronics), although the amplitude of the generated light is smaller than in the absence of the MOT fields (see Fig. 3a and b).

We use this long-term time series to calculate the degree of second-order coherence  $g_j^{(2)}(\tau) = \langle I_j(t)I_j(t + \tau) \rangle / \bar{I}_j^2(t)$ , where  $j = \{s, i\}$ . We find that the light displays slight bunching at zero time-delay but is nearly coherent (see Fig. 3c), which is consistent with recent predictions on steady-state superradiance [1]. In addition, the coherence time is typically several hundred  $\mu\text{s}$ , which is over 100 times larger than that observed for a cloud of unconfined atoms at comparable temperatures [20].

In conclusion, we observe persistent, multimode superradiant emission from a cloud of atoms pumped by a pair of counterpropagating optical fields. This geometry provides both gain and feedback to the system, which enables this collective scattering process to occur at low pump powers and in the absence of a cavity. The onset of superradiance corresponds to the breaking of continuous translational symmetry as the vapor evolves from a uniform to a spatially-organized state. By using the MOT fields to impose a weak confining force that limits thermal expansion of the vapor, we demonstrate the coherent emission of superradiant light in steady-state.

The unique properties of our system suggest a variety of future applications. For pump beams focused to an optical cross section (*i.e.*,  $\lambda^2/2\pi$ , where  $\lambda = 780$  nm is the optical wavelength), we predict that we require only  $\sim 100$  photons to drive the instability. This low

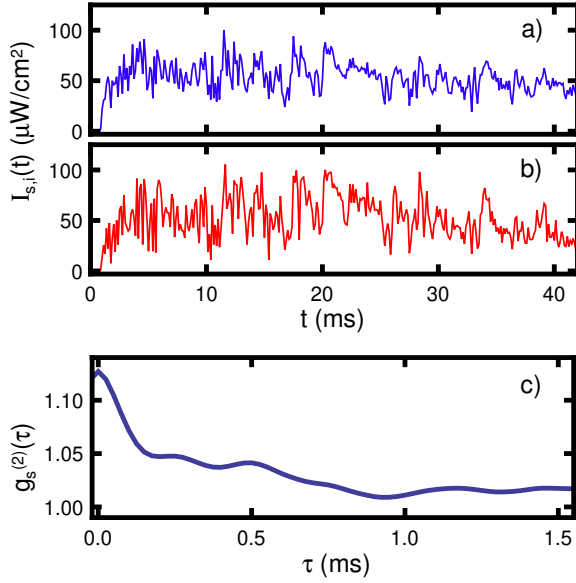


FIG. 3: Typical steady-state temporal waveform of the a) idler and b) signal intensities obtained when we leave the MOT beams on at a reduced intensity during the application of the pump beams. The signal and idler fields show strong correlations  $[r_{s,i}(0) = 0.90]$  for the duration of emission. c) The degree of second-order coherence  $g_s^{(2)}(\tau)$  for the signal beam time series shown in a). We find that  $g_s^{(2)}(0) = 1.125 \pm 0.05$ , where  $g^{(2)}(\tau) = 1$  for a coherent field. Here,  $I_p = 4 \pm 0.1 \text{ mW}/\text{cm}^2$ ,  $\Delta = -5 \pm 0.5 \Gamma$ , and  $\eta = 5 \pm 2 \times 10^{10} \text{ cm}^{-3}$ .

threshold, combined with the system's long coherence time, indicates its potential as a quantum memory [2] or quantum logic element [28]. In addition, our system's capacity to support multiple spatial modes makes it an excellent candidate for studying continuous-variable quantum information protocols based on spatial multimode entanglement [16, 17], low-light-level all-optical switching [20, 29], and multidimensional optical soliton formation [30]. Finally, the self-phase-matching nature of the collective instability may provide a simple path toward the efficient generation of tunable short-wavelength light [31].

We gratefully acknowledge the financial support of the NSF through Grant #PHY-0855399.

\* jag27@phy.duke.edu

- [1] D. Meiser and M. J. Holland, Phys. Rev. A **81**, 063827 (2010).
- [2] J. Simon, H. Tanji, S. Ghosh, and V. Vuletic, Nat. Phys. **3**, 765 (2007).
- [3] We use the term superradiance in order to be consistent with the terminology commonly used in the literature, but the case of collective emission from an initially-incoherently prepared sample is more accurately called

superfluorescence.

- [4] R. H. Dicke, Phys. Rev. **93**, 99 (1954).
- [5] S. Slama, G. Krenz, S. Bux, C. Zimmermann, and P. W. Courteille, Phys. Rev. A **75**, 063620 (2007).
- [6] K. Baumann, C. Guerlin, F. Brennecke, and T. Esslinger, Nature **464**, 1301 (2010).
- [7] D. Nagy, G. Kónya, G. Szirmai, and P. Domokos, Phys. Rev. Lett. **104**, 130401 (2010).
- [8] S. Inouye, A. P. Chikkatur, D. M. Stamper-Kurn, J. Stenger, D. E. Pritchard, and W. Ketterle, Science **285**, 571 (1999).
- [9] M. Saffman and Y. Wang, in *Dissipative Solitons: From Optics to Biology and Medicine* (Springer Berlin / Heidelberg, 2008), vol. 751 of *Lecture Notes in Physics*, pp. 361–380.
- [10] S. Gopalakrishnan, B. L. Lev, and P. M. Goldbart, Phys. Rev. Lett. **107**, 277201 (2011).
- [11] A. Schilke, C. Zimmermann, P. Courteille, and W. Guerin, Nat. Photon. **6**, 202 (2011).
- [12] Y. Yoshikawa, Y. Torii, and T. Kuga, Phys. Rev. Lett. **94**, 083602 (2005).
- [13] C. von Cube, S. Slama, D. Kruse, C. Zimmermann, P. W. Courteille, G. R. M. Robb, N. Piovela, and R. Bonifacio, Phys. Rev. Lett. **93**, 083601 (2004).
- [14] A. T. Black, H. W. Chan, and V. Vuletić, Phys. Rev. Lett. **91**, 203001 (2003).
- [15] P. Strack and S. Sachdev, Phys. Rev. Lett. **107**, 277202 (2011).
- [16] M. Lassen, G. Leuchs, and U. L. Andersen, Phys. Rev. Lett. **102**, 163602 (2009).
- [17] V. Boyer, A. M. Marino, R. C. Pooser, and P. D. Lett, Science **321**, 544 (2008).
- [18] J. A. Greenberg, M. Oria, A. M. C. Dawes, and D. J. Gauthier, Opt. Express **15**, 17699 (2007).
- [19] J. Dalibard and C. Cohen-Tannoudji, J. Opt. Soc. Am. B **6**, 2023 (1989).
- [20] J. A. Greenberg, B. L. Schmittberger, and D. J. Gauthier, Opt. Express **19**, 22535 (2011).
- [21] J. A. Greenberg and D. J. Gauthier, ArXiv e-prints (2011), 1108.4730.
- [22] One can alternatively discuss this gain mechanism in terms of multi-wave mixing between the optical and matter fields. In this case, superradiance is identical to parametric self-oscillation, where the amplification of initial density and optical field fluctuations gives rise to macroscopic density gratings and emitted optical fields.
- [23] A. S. Zibrov, M. D. Lukin, and M. O. Scully, Phys. Rev. Lett. **83**, 4049 (1999).
- [24] M. G. Moore and P. Meystre, Phys. Rev. Lett. **83**, 5202 (1999).
- [25] K. Baumann, R. Mottl, F. Brennecke, and T. Esslinger, Phys. Rev. Lett. **107**, 140402 (2011).
- [26] M. Vallet, M. Pinard, and G. Grynberg, EPL (Europhysics Letters) **11**, 739 (1990).
- [27] D. Meiser and M. J. Holland, Phys. Rev. A **81**, 033847 (2010).
- [28] H. J. Kimble, Nature **453**, 1023 (2008).
- [29] A. M. C. Dawes, D. J. Gauthier, S. Schumacher, N. H. Kwong, R. Binder, and A. Smirl, Laser and Photon. Rev. **4**, 221 (2010).
- [30] G. Fibich, N. Gavish, and X. P. Wang, Physica D **231**, 55 (2007).
- [31] G. R. M. Robb and B. W. J. McNeil, Phys. Rev. Lett. **94**, 023901 (2005).