

PAPER

# A Greedy Algorithm of Data-Dependent User Selection for Fast Fading Gaussian Vector Broadcast Channels\*

Keigo TAKEUCHI<sup>†a)</sup> and Tsutomu KAWABATA<sup>†b)</sup>, *Members*

**SUMMARY** User selection (US) with Zero-forcing beamforming is considered in fast fading Gaussian vector broadcast channels with perfect channel state information (CSI) at the transmitter. A novel criterion for US is proposed, which depends on both CSI and the data symbols, while conventional criteria only depend on CSI. Since the optimization of US based on the proposed criterion is infeasible, a greedy algorithm of data-dependent US is proposed to perform the optimization approximately. An overhead issue arises in fast fading channels: On every update of US, the transmitter might inform each user whether he/she has been selected, using a certain fraction of resources. This overhead results in a significant rate loss for fast fading channels. In order to circumvent this overhead issue, iterative detection and decoding schemes are proposed on the basis of belief propagation. The proposed iterative schemes require no information about whether each user has been selected. The proposed US scheme is compared to a data-independent US scheme. The complexity of the two schemes is comparable to each other for fast fading channels. Numerical simulations show that the proposed scheme can outperform the data-independent scheme for fast fading channels in terms of energy efficiency, bit error rate, and achievable sum rate.

**key words:** vector broadcast channels, data-dependent user selection, zero-forcing beamforming, fast fading channels, iterative decoding.

## 1. Introduction

Multiple-input multiple-output broadcast channels (MIMO-BCs) are a mathematical model of downlink channels in which a base station with multiple transmit antennas communicates with multiple receivers (users). In this paper, they are referred to as vector broadcast channels (VBCs) since the number of receive antennas is assumed to be one.

The capacity region of MIMO-BCs has been shown to be achieved by dirty-paper coding (DPC) [1–4]. DPC [5] is a sophisticated precoding scheme that pre-cancels multiple-access interference (MAI) to each user at the transmitter, by utilizing the information about the data symbols transmitted to the other users. However, DPC is infeasible because of the high complexity. Thus, a recent research issue is to construct a precoding scheme that can achieve an appropriate tradeoff between the complexity and the performance.

In order to achieve a good tradeoff between the com-

plexity and the performance, user selection (US) with zero-forcing (ZF) beamforming (ZFBB) has been considered [6–8]. US is based on a different idea from that for DPC: US aims to keep the MAI power as small as possible by selecting a subset of channel vectors with higher orthogonality. On the other hand, DPC pre-cancels (possibly large) MAI by utilizing the information about the data symbols as well as channel state information (CSI). Yoo and Goldsmith [8] proved that a greedy algorithm of US with ZFBB can achieve the sum capacity as the number of users tends to infinity, even though it utilizes no information about the data symbols. Intuitively, this result can be understood as follows: The algorithm attempts to select a subset of channel vectors with higher orthogonality. When the number of users tends to infinity, it is possible to select a subset of users whose channel vectors are almost orthogonal. Consequently, the algorithm can achieve the sum capacity in that limit, while it is suboptimal for a finite number of users.

A crucial assumption for US is the assumption of quasi-static or slow fading channels. This assumption becomes unrealistic as *mobility* of users increases. Thus, it is important in practice to investigate fast fading channels. Note that the meaning of fast or slow is relative. In this paper, fading is said to be fast when the coherence time is much shorter than the code length, determined by delay constraints [9].

The purpose of this paper is to construct a novel US-based communication scheme that is suitable for fast fading channels. An overhead issue arises in fast fading channels: US should be updated frequently for fast fading channels to keep track of the fading channels. On every update of US, the base station might inform each user whether he/she has been selected, using a certain fraction of resources. This overhead is negligibly small for quasi-static or slow fading channels, since the frequency of updates is low. However, the frequency of updates grows as the coherence time of fading channels reduces. Consequently, the overhead results in a large rate loss for fast fading channels. In order to circumvent this overhead issue, we propose a communication scheme that allows each user to detect whether he/she has been selected with no overhead.

It is possible to attain an additional gain in performance for fast fading channels. We propose a *data-dependent* criterion of US that combines the ideas of US and DPC, while the existing criteria of conventional US are data-independent [6–8]. A greedy algorithm of data-dependent US based on the proposed criterion is systematically derived

Manuscript received January 1, 2011.

Manuscript revised January 1, 2011.

<sup>†</sup>K. Takeuchi and T. Kawabata are with the Department of Communication Engineering and Informatics, the University of Electro-Communications, Tokyo 182-8585, Japan.

\*The work of K. Takeuchi was in part supported by the Grant-in-Aid for Young Scientists (B) (No. 23760329) from MEXT, Japan.

a) E-mail: ktakeuchi@uec.ac.jp

b) E-mail: kawabata@uec.ac.jp

DOI: 10.1587/transfun.E0.A.1

to select a subset of channel vectors with high orthogonality *and* to pre-cancel MAI by using the information about the data symbols. A frequent update of US or a small block size of US results in decreasing the number of interfering signals that should be pre-cancelled simultaneously. Thus, MAI can be pre-cancelled well if the block size of US is small, or if US is updated frequently. In other words, the data-dependent US that pre-cancels MAI is suitable for fast fading channels.

The rest of this paper is organized as follows: After summarizing the notation used in this paper, a VBC is introduced in Section 2 as a mathematical model of downlink channels. In Section 3 a novel criterion of US is proposed on the basis of a lower bound of the achievable sum rate for the fast fading VBC. Furthermore, we present a systematical derivation for a greedy algorithm of data-dependent US based on the proposed criterion. In Section 4 we propose iterative receivers that allow each user to detect whether he/she has been selected. Numerical simulations presented in Section 5 show that the data-dependent scheme can outperform data-independent US for fast fading channels. Section 6 concludes this paper.

### 1.1 Notation

Throughout this paper,  $\vec{a}$  denotes a row vector, while  $\mathbf{a}$  represents a column vector. For a matrix  $\mathbf{A}$ ,  $\mathbf{A}^T$  and  $\mathbf{A}^H$  stand for the transpose and the conjugate transpose of  $\mathbf{A}$ , respectively. For a full-rank matrix  $\mathbf{A} \in \mathbb{C}^{K \times N}$ , with  $K \leq N$ ,  $\mathbf{A}^\dagger$  denotes a pseudo-inverse of  $\mathbf{A}$ , given by

$$\mathbf{A}^\dagger = \mathbf{A}^H (\mathbf{A} \mathbf{A}^H)^{-1}. \quad (1)$$

The matrix  $\mathbf{I}_N$  represents the  $N$ -dimensional identity matrix. A circularly symmetric complex Gaussian distribution with variance  $\sigma^2$  is denoted by  $\mathcal{CN}(0, \sigma^2)$ . For functions  $f(x)$  and  $g(x)$ ,  $f(x) \propto g(x)$  means that  $f(x)$  is proportional to  $g(x)$ , i.e., there is such a constant  $C$  that  $f(x) = Cg(x)$ .

## 2. Channel Model

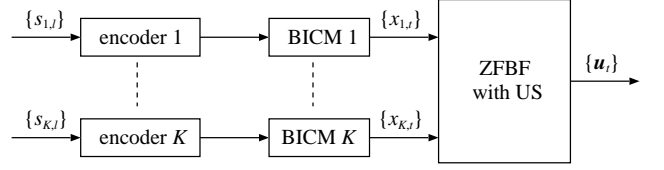
We consider a  $K$ -user Gaussian VBC in which the base station has  $N$  transmit antennas. The base station communicates with the users over  $T$  time slots. The received signal  $y_{k,t} \in \mathbb{C}$  of user  $k$  with one receive antenna in time slot  $t$  ( $t = 0, 1, \dots, T-1$ ) is given by

$$y_{k,t} = \frac{1}{\sqrt{\mathcal{E}}} \vec{h}_{k,t} \mathbf{u}_t + n_{k,t}, \quad \text{for } k = 1, \dots, K, \quad (2)$$

with

$$\mathcal{E} = \frac{1}{T} \sum_{t=0}^{T-1} \|\mathbf{u}_t\|^2. \quad (3)$$

In (2),  $\mathbf{u}_t \in \mathbb{C}^N$  and  $n_{k,t} \sim \mathcal{CN}(0, N_0)$  denote the transmitted vector in time slot  $t$  and the additive white Gaussian noise (AWGN) with variance  $N_0$  for user  $k$  in time



**Fig. 1** Transmitter.

slot  $t$ , respectively. The row vector  $\vec{h}_{k,t} \in \mathbb{C}^{1 \times N}$  represents the channel gains between the transmitter and user  $k$  with  $\mathbb{E}[\vec{h}_{k,t}^H \vec{h}_{k,t}] = N^{-1} \mathbf{I}_N$ . The assumption  $\mathbb{E}[|(\vec{h}_{k,t})_n|^2] = 1/N$  normalizes the power gain obtained by increasing the number of transmit antennas. The coefficient  $1/\sqrt{\mathcal{E}}$  in (2) implies that the average transmit power is restricted to 1.

The over-loaded case  $K \geq N$  is considered in this paper. The channel vectors  $\{\vec{h}_{k,t} : \text{for all } k\}$  for different users are assumed to be mutually independent. For simplicity, we assume perfect CSI at the transmitter, i.e., that all channel vectors  $\{\vec{h}_{k,t}\}$  are known to the transmitter. Note that the latter assumption is an idealized assumption for time-division duplex (TDD) systems. The influence of channel estimation errors will be briefly noted in Section 4. For further simplifications, phase shift keying (PSK) is assumed, and power allocation is not considered in this paper.

## 3. Transmitter

### 3.1 Overview

Figure 1 shows a diagram of the proposed transmitter. A binary information sequence  $\{s_{k,t} \in \{0, 1\}\}_{t=1}^L$  of length  $L$  for user  $k$  is first encoded by a per-user encoder with rate  $r$ . In order to combat burst errors, bit-interleaved coded modulation (BICM) with a PSK constellation  $\mathcal{M} \subset \mathbb{C}$  is applied to the coded sequence. The obtained sequence  $\{x_{k,t} \in \mathcal{M} : t = 0, \dots, T-1\}$ , with  $T = L/(r \log_2 |\mathcal{M}|)$ , is fed to a ZF beamformer with US, proposed in Section 3.3. Since power allocation is not considered,  $\mathbb{E}[|x_{k,t}|^2] = 1$  is assumed for all users. Let  $\tilde{K} (\leq \min\{K, N\})$  and  $B$  denote the number of selected users and the block size of US, respectively. US is updated for every  $B$  time slots, i.e.,  $\tilde{K}$  users are selected and fixed during  $B$  time slots. Let  $\mathcal{K}_t \subset \{1, \dots, K\}$  denote the set of users selected in time slot  $t$ . Note that  $\{\mathcal{K}_t\}$  are the same for time slots belonging to the identical block of US. The vector  $\mathbf{u}_t$  transmitted in time slot  $t$  is given by  $\mathbf{u}_t = \mathbf{u}_{\mathcal{K}_t}$  [10], with

$$\mathbf{u}_{\mathcal{K}_t} = \mathbf{H}_{\mathcal{K}_t}^\dagger \mathbf{x}_{\mathcal{K}_t}. \quad (4)$$

In (4), the matrix  $\mathbf{H}_{\mathcal{K}_t} \in \mathbb{C}^{\tilde{K} \times N}$  and the vector  $\mathbf{x}_{\mathcal{K}_t} \in \mathbb{C}^{\tilde{K}}$  are generated by stacking the channel vectors  $\{\vec{h}_{k,t} \in \mathbb{C}^{1 \times N} : k \in \mathcal{K}_t\}$  and the data symbols  $\{x_{k,t} : k \in \mathcal{K}_t\}$  for the users  $\mathcal{K}_t$  selected in time slot  $t$ , respectively. They must be stacked in the same order, otherwise the data symbols would be sent to unintended users. The data symbols  $\{x_{k,t} : k \notin \mathcal{K}_t\}$  for the

non-selected users in time slot  $t$  are *discarded* at the transmitter side. They are recovered at the receiver by utilizing redundancy of the error-correcting code. The computational complexity required in the receiver can be reduced by discarding the data symbols for the non-selected users. The details will be remarked in the next section.

Fast fading channels are considered in this paper, as mentioned in Section 1: The code length  $L/r$  or the length of interleaving  $T = L/(r \log_2 |\mathcal{M}|)$  is assumed to be much longer than the coherence time of the fading channels. Note that the dominant factor of delay is not US but the error-correcting, since the block size  $B$  of US is comparable to the coherence time.

### 3.2 Criterion for US

Sum rate and fairness should be taken into account as criteria for selecting users. For simplicity, however, we only consider a criterion based on the achievable sum rate, and propose a novel criterion for the fast fading VBC (2).

$T/B$  updates of US are performed during  $T$  time slots, since the block size of US is  $B$ . We focus on block  $j$  of US for  $j = 0, 1, \dots, T/B - 1$ . Applying the ZFBF (4) to the VBC (2) implies that, if user  $k$  has been selected in block  $j$ , he/she receives the sum of the normalized data symbol  $\mathcal{E}^{-1/2} x_{k,t}$  and the AWGN  $n_{k,t}$  in the corresponding time slots  $t = jB, \dots, jB + B - 1$ . Otherwise, user  $k$  receives the sum of the AWGN  $n_{k,t}$  and the interference  $\mathcal{E}^{-1/2} \vec{h}_k \mathbf{u}_{\mathcal{K}_t}$ , with (4), the later of which is caused by the ZFBF intended for the selected users. These observations imply that the equivalent channel for user  $k$  in block  $j$  is given by

$$y_{k,t} = \frac{1}{\sqrt{\mathcal{E}}} \left\{ a_k^{(j)} x_{k,t} + (1 - a_k^{(j)}) I_{k,t} \right\} + n_{k,t}, \quad (5)$$

for  $t = jB, \dots, jB + B - 1$ . In (5),  $I_{k,t} = \vec{h}_k \mathbf{u}_{\mathcal{K}_t}$  denotes the interference to user  $k$ , with (4). Furthermore,  $a_k^{(j)} \in \{0, 1\}$  indicates whether user  $k$  has been selected in block  $j$ , i.e.

$$a_k^{(j)} = \begin{cases} 1 & \text{when user } k \text{ is selected in the } j\text{th block} \\ 0 & \text{otherwise.} \end{cases} \quad (6)$$

Note that  $a_k^{(j)}$  is unknown to the receiver in advance.

**Remark 1:** Let us discuss why the data symbols for non-selected users should be discarded at the transmitter side. The received signal (5) in time slot  $t$  contains only the data symbol  $x_{k,t}$  in the same time slot, because the transmitter has discarded the data symbols for non-selected users. What would occur if the transmitter kept the data symbols for the non-selected users? The received signal in time slot  $t$  might not contain the data symbol in the same time slot. Thus, each user would have to detect the index of the data symbol sent in time slot  $t$ . A simple method is to count how many times he/she has been selected. This method cannot yield the correct index unless all decisions of  $a_k$  in the preceding blocks are correct. Consequently, serious error propagation

would occur once (6) is detected incorrectly. This argument implies that a complicated receiver would be required for detecting (6) if the data symbols were not discarded. This is the reason why the data symbols for non-selected users should be discarded at the transmitter side.

We shall assess the achievable sum rate for user  $k$ . Let us assume that (6) can be detected with no errors. This assumption can be a reasonable assumption even for small  $B$ , as demonstrated numerically in Section 5. In this case, the equivalent channel (5) can be regarded as a Gaussian erasure channel, in which each erasure probability  $\text{Prob}(a_k^{(j)} = 0)$  may depend on the data symbol  $x_{k,t}$  for user  $k$  via the set of selected users  $\mathcal{K}_t$ . We ignore this dependencies in this paper. The achievable rate under this assumption should provide a lower bound on the true one, since the receiver can obtain information about the data symbols from the observations of  $\{a_k^{(j)}\}$ . In order to evaluate the achievable rate, we need the average frequency at which each user is selected. The channel gains for each user become large or small block by block. This fading effect is averaged out for sufficiently large  $T$ , because of the assumption of fast fading. Consequently, the users should experience the identical channel quality in average, so that each user should be selected at a frequency of  $\tilde{K}/K$  as  $T \rightarrow \infty$ . Since the effective signal-to-noise ratio (SNR) for each *selected* user is equal to  $(\mathcal{E}N_0)^{-1}$ , from (5), a lower bound  $R_k$  on the achievable rate of user  $k$  for transmission over  $T$  time slots is given by [11]

$$R_k = \frac{\tilde{K}}{K} C \left( \frac{1}{\mathcal{E}N_0} \right), \quad (7)$$

as  $T \rightarrow \infty$ , with

$$\tilde{\mathcal{E}} = \lim_{T \rightarrow \infty} \frac{1}{T} \sum_{t=0}^{T-1} \|\mathbf{u}_t\|^2. \quad (8)$$

In (7),  $C(\gamma)$  denotes the achievable rate of the AWGN channel with the signal-to-noise ratio (SNR)  $\gamma$ , defined as the mutual information between the data symbol and the received signal  $I(x_{k,t}; y_{k,t} | a_k^{(j)} = 1)$  [12]. See Appendix A for the formal derivation of (7). Equation (7) implies that a lower bound  $R$  on the achievable sum rate for the fast fading VBC (2) is given by

$$R = \sum_{k=1}^K R_k = \tilde{K} C \left( \frac{1}{\mathcal{E}N_0} \right). \quad (9)$$

**Remark 2:** In the derivation of (7), we have implicitly assumed that data-dependent US does not change the distribution of the data symbol  $x_{k,t}$ . This assumption is valid for PSK data symbols considered in this paper. However, the assumption does not hold for multi-level modulation, since the transmitter can reduce (8) by selecting users who transmit the data symbols with small amplitudes.

Maximizing the achievable sum rate (9) for given  $\tilde{K}$  and  $B$  is equivalent to minimizing (8), since the achievable

rate  $C(\gamma)$  is a monotonically increasing function of  $\gamma$ . This conclusion is due to the assumption of equal powers for all users, i.e.  $\mathbb{E}[|x_{k,t}|^2] = 1$ . If power allocation were used, maximizing the achievable sum rate might not be equivalent to minimizing (8). The average power (8) of the transmitted vector should not be confused with the average transmit power, which is restricted to 1 owing to the coefficient  $1/\sqrt{E}$  in (2). The average power (8) should be regarded as a cost for performing ZFBF (4). Thus, we hereafter refer to (8) as *energy penalty*.

We first minimize the energy penalty for given  $\tilde{K}$  and  $B$ . The number of selected users  $\tilde{K}$  is chosen so as to maximize the achievable sum rate (9). On the other hand, the block size of US  $B$  should be selected carefully on the basis of the energy penalty and the detection performance for (6). The details will be discussed in Section 5.3. The minimum of (8) for fixed  $\tilde{K}$  and  $B$ , denoted by  $\bar{\mathcal{E}}_{\min}$ , is achieved when the time average of  $\{\|\mathbf{u}_t\|^2\}$  in each block is minimized:

$$\begin{aligned} \bar{\mathcal{E}}_{\min} &= \lim_{T \rightarrow \infty} \frac{B}{T} \sum_{j=0}^{T/B-1} \min_{\mathcal{K} \subset \{1, \dots, K\}} E_{\mathcal{K}}^{(j)}(B) \\ &= \mathbb{E} \left[ \min_{\mathcal{K} \subset \{1, \dots, K\}} E_{\mathcal{K}}^{(j)}(B) \right], \end{aligned} \quad (10)$$

with the number of selected users fixed  $|\mathcal{K}| = \tilde{K}$ . In (10),  $E_{\mathcal{K}}^{(j)}(B)$  denotes the energy penalty for block  $j$ ,

$$E_{\mathcal{K}}^{(j)}(B) = \frac{1}{B} \sum_{t=0}^{B-1} \|\mathbf{u}_{\mathcal{K}, t+jB}\|^2, \quad (11)$$

where  $\mathbf{u}_{\mathcal{K}, t}$  is defined as (4).

In conventional US, the energy penalty (11) may be minimized *after* taking the limit  $B \rightarrow \infty$ , in which (11) converges in probability to the conditional expectation with respect to the data symbols,

$$\mathcal{E}_{\mathcal{K}}^{(j)} = \mathbb{E} \left[ \|\mathbf{u}_{\mathcal{K}, t+jB}\|^2 \mid \{\vec{\mathbf{h}}_{k,t}\} \right]. \quad (12)$$

The minimizer of the energy penalty (11) depends on both channel vectors and data symbols, while the conventional criterion never depends on the realizations of data symbols. Note that the minimization and the limit  $B \rightarrow \infty$  are not necessarily commutative. It is straightforward to find that the energy penalty based on data-dependent US is smaller than the conventional one: Let  $\mathcal{K}_{\text{con}}$  denote the minimizer of the energy penalty (12) averaged over the data symbols. In both sides of the inequality

$$\min_{\mathcal{K}} E_{\mathcal{K}}^{(j)}(B) \leq E_{\mathcal{K}_{\text{con}}}^{(j)}(B), \quad (13)$$

we take the limit  $B \rightarrow \infty$ . Since  $\mathcal{K}_{\text{con}}$  is independent of the data symbols, we can use the weak law of large numbers to find that the right-hand side tends to the minimum of (12), i.e.  $\mathcal{E}_{\mathcal{K}_{\text{con}}}^{(j)}$ . This implies

$$\lim_{B \rightarrow \infty} \min_{\mathcal{K}} E_{\mathcal{K}}^{(j)}(B) \leq \min_{\mathcal{K}} \lim_{B \rightarrow \infty} E_{\mathcal{K}}^{(j)}(B). \quad (14)$$

### 3.3 Data-Dependent User Selection

The minimization of the energy penalty (11) is infeasible, because of high complexity, as conventional criteria are. Instead, we propose a greedy algorithm to calculate the minimization approximately. Without loss of generality, we hereafter focus on the first  $B$  time slots, and drop the superscript  $(j)$ . A small value of the block size  $B$  of US is used, so that one can postulate that the channels are fixed during one block of US, i.e.  $\vec{\mathbf{h}}_{k,1} = \dots = \vec{\mathbf{h}}_{k,B} \equiv \vec{\mathbf{h}}_k$ . For notational convenience, the set of users selected in time slots  $t = 0, \dots, B-1$  is denoted by  $\mathcal{K}$ . Furthermore, the matrix  $\mathbf{H}_{\mathcal{K},t}$  is re-written as  $\mathbf{H}_{\mathcal{K}}$ .

The derivation of the proposed algorithm is summarized in Appendix B. We first present several definitions used in the algorithm. In the proposed greedy algorithm users are selected one by one. Let  $\mathcal{K}(i) \subset \{1, \dots, K\}$  denote the set of users selected in the first  $i$  stages, with  $|\mathcal{K}(i)| = i$ . The ZFBF vector  $\mathbf{u}_{\mathcal{K}(i),t} \in \mathbb{C}^N$  for the users  $\mathcal{K}(i)$  selected in the first  $i$  stages is given by  $\mathbf{u}_{\mathcal{K}(i),t} = \mathbf{H}_{\mathcal{K}(i)}^\dagger \mathbf{x}_{\mathcal{K}(i),t}$ . Furthermore,  $\mathbf{P}_i^\perp$  denotes the projection matrix from  $\mathbb{C}^{1 \times N}$  onto the orthogonal complement of the subspace spanned by the channel vectors  $\{\vec{\mathbf{h}}_k : k \in \mathcal{K}(i)\}$  selected in the first  $i$  stages. The two matrices  $\mathbf{H}_{\mathcal{K}(i)}^\dagger$  and  $\mathbf{P}_i^\perp$  are calculated recursively as follows:

$$\mathbf{P}_i^\perp = \mathbf{I}_N - \mathbf{H}_{\mathcal{K}(i)}^\dagger \mathbf{H}_{\mathcal{K}(i)}, \quad (15)$$

$$\mathbf{H}_{\mathcal{K}(i)}^\dagger = \left[ \left( \mathbf{I}_N - \frac{\mathbf{P}_{i-1}^\perp \vec{\mathbf{h}}_{\hat{k}} \vec{\mathbf{h}}_{\hat{k}}^\text{H}}{\vec{\mathbf{h}}_{\hat{k}} \mathbf{P}_{i-1}^\perp \vec{\mathbf{h}}_{\hat{k}}^\text{H}} \right) \mathbf{H}_{\mathcal{K}(i-1)}^\dagger, \quad \frac{\mathbf{P}_{i-1}^\perp \vec{\mathbf{h}}_{\hat{k}} \vec{\mathbf{h}}_{\hat{k}}^\text{H}}{\vec{\mathbf{h}}_{\hat{k}} \mathbf{P}_{i-1}^\perp \vec{\mathbf{h}}_{\hat{k}}^\text{H}} \right], \quad (16)$$

where  $\hat{k}$  denotes the user selected in stage  $i$ .

The proposed greedy algorithm selects the user  $\hat{k}$  to minimize (11) with  $\mathcal{K} = \mathcal{K}(i)$  in stage  $i$ , which is recursively given by

$$E_{\mathcal{K}(i)}(B) = \frac{B^{-1} \sum_{t=1}^B |x_{k,t} - \vec{\mathbf{h}}_k \mathbf{u}_{\mathcal{K}(i-1),t}|^2}{\|\vec{\mathbf{h}}_k \mathbf{P}_{i-1}^\perp\|^2} + E_{\mathcal{K}(i-1)}(B). \quad (17)$$

The proposed algorithm is summarized as follows:

- Step 1**  $i = 1$ ,  $\mathcal{K}(0) = \emptyset$ ,  $\mathbf{P}_0^\perp = \mathbf{I}_N$ ,  $\mathbf{u}_{0,t} = \mathbf{0}$ , and  $E_0 = 0$ .
- Step 2** Let  $\mathcal{K}(i) = \mathcal{K}(i-1) \cup \{\hat{k}\}$ , where the user  $\hat{k} \in \{1, \dots, K\} \setminus \mathcal{K}(i-1)$  minimizes (17).
- Step 3** If  $i = \tilde{K}$ , outputs  $\mathcal{K} = \mathcal{K}(i)$ . Otherwise, compute (15) and (16), and go back to Step 2 after  $i := i + 1$ .

Expression (17) provides a useful interpretation with respect to the proposed algorithm. In order to select the user minimizing (17), one should select such a user that the denominator of the first term in the right-hand side of (17) is large, or that the numerator is small. Existing US algorithms have been proposed on the basis of maximizing the denominator  $\|\vec{\mathbf{h}}_k \mathbf{P}_{i-1}^\perp\|^2$  [6] or of its modifications [7, 8]. Selecting the user to maximize the denominator is equivalent

to selecting a user that achieves high orthogonality between his/her channel vector and the channel vectors selected in the preceding stages. The point of the proposed algorithm is that the numerator is also taken into account, along with the denominator. The numerator becomes small when the amplitude and phase of the interference  $\vec{h}_k \mathbf{u}_{\mathcal{K}(i-1),t}$  are close to those of the transmitted symbol  $\mathbf{x}_{k,t}$ . The proposed algorithm selects the user attaining an appropriate tradeoff between two criteria, i.e., between the maximization of the denominator and the minimization of the numerator.

**Remark 3:** It is possible to derive a greedy algorithm of US based on the data-independent criterion (12), instead of the data-dependent criterion (11). The obtained algorithm is equivalent to the restriction of a greedy algorithm proposed in [7] to the case of no power allocation. We hereafter refer to this greedy algorithm as data-independent US.

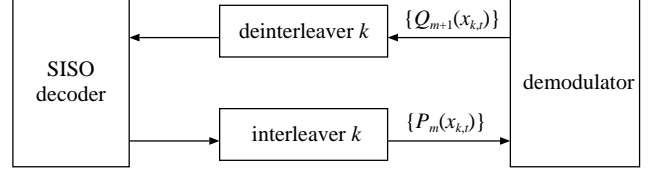
Let us evaluate the computational complexity of the proposed algorithm. In Step 2 the computational costs for calculating (4) with  $\mathcal{K}_i = \mathcal{K}(i-1)$  and the numerator in (17) are  $O(iBN)$  and  $O(BN)$  in stage  $i$ , respectively. Furthermore, the complexity for evaluating the denominator in (17) is given by  $O(N^2)$ . Thus, the complexity required in Step 2 is  $O\{iBN + K(BN + N^2)\}$  in stage  $i$ . Similarly, we find that the complexity needed in Step 3 is  $O(iN^2)$  in stage  $i$ . Thus, the complexity of the proposed algorithm is given by  $O\{K\tilde{K} \max(B, N)N\}$ , because of  $\tilde{K} \leq \min(K, N)$ .

Decreasing the block size  $B$  results in increasing the frequency of the US. Thus, we focus on the computational complexity per time slot, which is given by  $O\{K\tilde{K} \max(1, N/B)N\}$  for the proposed algorithm. On the other hand, the complexity of the conventional US schemes proposed in [6–8], including the data-independent scheme in Remark 3, is  $O(K\tilde{K}N^2)$ . Thus, the complexity per time slot is equal to  $O\{K\tilde{K}(N/T_c)N\}$ , with  $T_c$  denoting the coherence time of fading channels, which is equal to the block size of the conventional US schemes. Imposing the constraint  $B \leq T_c$  implies  $N/T_c \leq \max(1, N/B)$ , where the equality holds only when  $N = B = T_c$ , because of  $N/T_c \leq N/B \leq \max(1, N/B)$ . Thus, the complexity per time slot of the proposed scheme is the same as that for the conventional US schemes when  $N = B = T_c$ . This result implies that the proposed algorithm is efficient in terms of the complexity for small  $T_c$ , since it is not easy in practice to use many transmit antennas.

## 4. Iterative Receivers

### 4.1 Belief Propagation

The goal of the receiver is to perform the (bit-wise) maximum a posteriori (MAP) decoding of the information sequence  $\{s_{k,t}\}$  given the received signals  $\{y_{k,t}\}$  in all time slots. However, it is infeasible to perform the MAP decoding exactly in terms of the computational complexity. Instead, we derive suboptimal iterative decoders based on message-passing between a demodulator and a soft-input soft-output



**Fig. 2** Iterative detection and decoding.

(SISO) decoder, using belief propagation (BP) [13, 14] (See Fig. 2). BP is a general algorithm for calculating marginal posterior probabilities for graphical models. If there are no cycles in the factor graph representing a graphical model, BP can calculate the marginal posterior probabilities exactly. BP may converge and provide a good approximation of the marginal posterior probabilities for a certain sparse factor graph, even if there are cycles in the factor graph. Notable examples are turbo codes [15–17], low-density parity-check (LDPC) codes [18], multiuser decoding [19–21], and iterative channel estimation and decoding [22–24]. We believe that it is possible to show that BP-based iterative algorithms converge if the length of interleaving in BICM is sufficiently longer than the coherence time of the channels, by applying an argument in [25].

### 4.2 Soft-Decision Demodulator

Existing BP-based SISO decoders can be used for calculating the messages from the SISO decoder to the demodulator in Fig. 2. Thus, we only present the derivation of demodulators. The detection of (6) is performed block by block. Without loss of generality, we focus on the first block of US, and drop the superscript from  $a_k^{(j)}$ . Let  $P_m(x_{k,t})$  denote the message with respect to  $x_{k,t}$  sent by the decoder in iteration  $m$ . By the definition of BP [14, Chapter 2], the message  $Q_{m+1}(x_{k,t})$  with respect to  $x_{k,t}$  fed back to the decoder is given by

$$Q_{m+1}(x_{k,t}) \propto \sum_{a_k=0}^1 p(a_k) p(y_{k,t}|x_{k,t}, a_k) \prod_{t'=0, t' \neq t}^{B-1} p(y_{k,t'}|a_k), \quad (18)$$

with

$$p(y_{k,t'}|a_k) = \sum_{\{x_{k,t'}\}} p(y_{k,t'}|x_{k,t'}, a_k) P_m(x_{k,t'}). \quad (19)$$

In (18),  $p(a_k)$  denotes a prior probability of (6). Furthermore, the conditional probability density function (pdf)  $p(y_{k,t'}|x_{k,t'}, a_k)$  represents the equivalent channel (5). In order to obtain an interpretable expression of (18), we define the posterior probability of  $a_k$  given  $\{y_{k,t'} : t' = 0, \dots, B-1, t' \neq t\}$  as

$$p(a_k|\{y_{k,t'} : t' \neq t\}) = \frac{p(a_k) \prod_{t' \neq t} p(y_{k,t'}|a_k)}{p(\{y_{k,t'} : t' \neq t\})}, \quad (20)$$

with

$$p(\{y_{k,t'} : t' \neq t\}) = \sum_{a_k=0}^1 p(a_k) \prod_{t' \neq t} p(y_{k,t'} | a_k). \quad (21)$$

Dividing the right-hand side of (18) by the constant  $p(\{y_{k,t'} : t' \neq t\})$  yields

$$Q_{m+1}(x_{k,t}) \propto \sum_{a_k=0}^1 p(y_{k,t} | x_{k,t}, a_k) p(a_k | \{y_{k,t'} : t' \neq t\}). \quad (22)$$

Since  $a_k$  is a binary variable, the posterior probability (20) is characterized by the posterior mean  $\hat{a}_k = \sum_{a_k=0}^1 a_k p(a_k | \{y_{k,t'} : t' \neq t\})$ .

In order to evaluate the conditional pdf  $p(y_{k,t} | x_{k,t}, a_k)$  we need the distribution of the interference  $I_{k,t}$  in (5). However, it is difficult to access its exact distribution. We use a Gaussian approximation instead: We approximate the distribution of  $I_{k,t}$  by a circularly symmetric complex Gaussian distribution with variance  $\sigma^2 = \mathbb{E}[|I_{k,t}|^2]$ . This approximation simplifies the conditional pdf  $p(y_{k,t} | x_{k,t}, a_k)$ ,

$$p(y_{k,t} | x_{k,t}, a_k) \approx \frac{a_k}{\pi N_0} e^{-\frac{|y_{k,t} - x_{k,t}| \sqrt{\mathcal{E}}|^2}{N_0}} + \frac{1 - a_k}{\pi(N_0 + \sigma^2/\mathcal{E})} e^{-\frac{|y_{k,t}|^2}{N_0 + \sigma^2/\mathcal{E}}}. \quad (23)$$

In calculating the message (22), we need the prior probability  $p(a_k)$ , the noise variance  $N_0$ , the energy penalty, and the average power of the interference  $\sigma^2$ . For simplicity, we assume that the true values of these parameters are known in advance. In all numerical simulations, the true values are used. Note that it is straightforward to estimate these parameters in a decision-direct manner.

In summary, the message  $Q_{m+1}(x_{k,t})$  is updated as follows: The posterior probability (20), or equivalently the posterior mean  $\hat{a}_k$ , is first calculated from the prior probability  $p(a_k)$ , (19), (23), and the messages  $\{P_m(x_{k,t'})\}$ . Next, the marginalization of the conditional pdf (23) over  $a_k$  is calculated to obtain the message (22). We refer to this demodulator as “soft-decision demodulator.”

**Remark 4:** We have assumed that perfect CSI is available at the transmitter. This assumption is an idealized assumption for TDD systems, in which the channel vectors are estimated on the basis of pilot signals transmitted through the reciprocal channel. If the channel estimation were imperfect, the equivalent channel (5) would include an additional interfering signal due to the channel estimation errors. There should not be much difference between the powers of the interfering signals for the data-dependent and data-independent schemes, if the channel estimation errors are independent of a subset of selected users  $\mathcal{K}$ . In other words, the interfering signals for both schemes should provide almost the same influence on the performance of the receiver. This argument allows us to assume perfect CSI at the transmitter, as long as the comparison between the data-dependent and data-independent schemes is concerned.

### 4.3 Hard-Decision Demodulator

In order to simplify the calculation of the message (22), we consider the hard decision of  $a_k$  based on the MAP criterion

$$\hat{a}_k^{(\text{MAP})} = \operatorname{argmax}_{a_k \in \{0,1\}} p(a_k | \{y_{k,t'} : t' \neq t\}). \quad (24)$$

The message (22) is approximately calculated as

$$Q_{m+1}^{(\text{MAP})}(x_{k,t}) \propto p(y_{k,t} | x_{k,t}, a_k = \hat{a}_k^{(\text{MAP})}). \quad (25)$$

We refer to this demodulator as “hard-decision demodulator.” The MAP detection of  $a_k$  is equivalent to the maximum likelihood (ML) detection of  $a_k$  for  $\tilde{K}/K = 1/2$ . Note that the message (25) with respect to the data symbol  $x_{k,t}$  is sent to the SISO decoder as soft information for both demodulators.

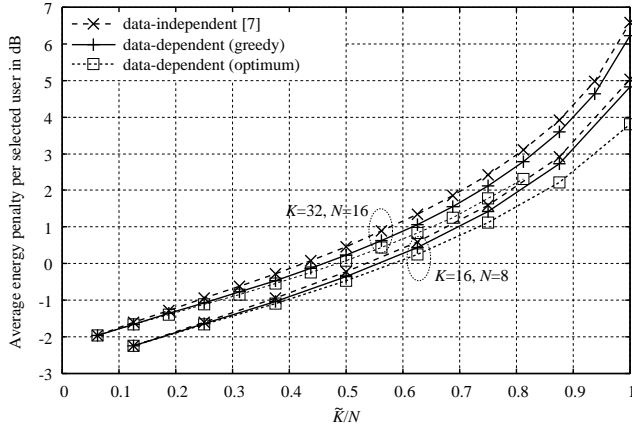
## 5. Numerical Simulations

### 5.1 Energy Efficiency

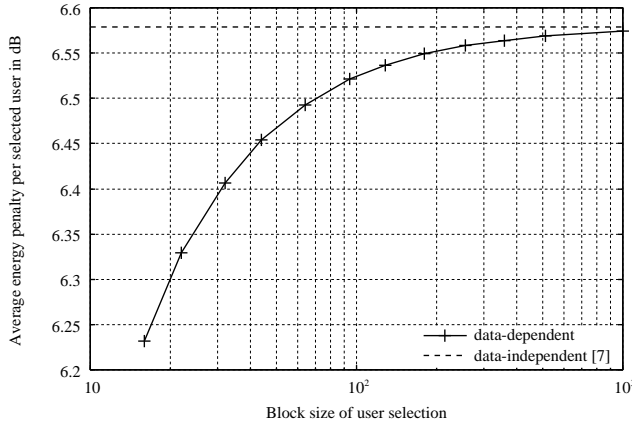
The performance of the data-dependent US is numerically compared to that of the data-independent US, which is a greedy algorithm of US based on the criterion (12), instead of (11). As noted in Remark 3, the data-independent US is a special case of greedy US proposed in [7]. In all numerical simulations presented in this paper, quadrature phase shift keying (QPSK) is used. Furthermore, we assume independent and identically distributed (i.i.d.) Rayleigh block-fading channels with coherence time  $T_c$ , i.e. the channel vectors  $\{\vec{h}_{k,t}\}$  do not change during  $T_c$  time slots, and at the beginning of the next fading block they are independently sampled from a circularly symmetric complex Gaussian distribution with covariance matrix  $\mathbf{I}_N$ . A more practical assumption might be the assumption of block-fading with correlations between the adjacent blocks. However, the correlations provide no influence on the energy penalty (8) if  $B$  is smaller than the coherence time  $T_c$ , while they shorten the length of interleaving effectively.

We first focus on the performance of the data-dependent US algorithm in terms of the energy penalty (8) as  $T \rightarrow \infty$ . Figure 3 shows the average energy penalty per selected user with respect to  $\tilde{K}/N$ . For comparison, the optimal US based on the data-dependent criterion (11) and the (suboptimal) data-independent US are also plotted. The QPSK inputs were independently sampled with equal probability. This assumption is justified for proper error-correcting codes in conjunction with BICM. We find that the greedy algorithm of the data-dependent US outperforms the data-independent scheme, and that it can achieve nearly optimal energy penalty for small-to-moderate  $\tilde{K}/N$ .

Figure 4 shows the average energy penalty versus the block size  $B$  of US. The energy penalty for the data-dependent scheme increases slowly toward that for the data-independent scheme, as the block size  $B$  grows. This observation is because it is unlikely that the amplitudes and



**Fig. 3**  $\bar{E}/\tilde{K}$  versus  $\tilde{K}/N$  for  $B = 16$ .



**Fig. 4**  $\bar{E}/\tilde{K}$  versus  $B$  for  $K = 32$ ,  $N = 16$ , and  $\tilde{K} = 16$ .

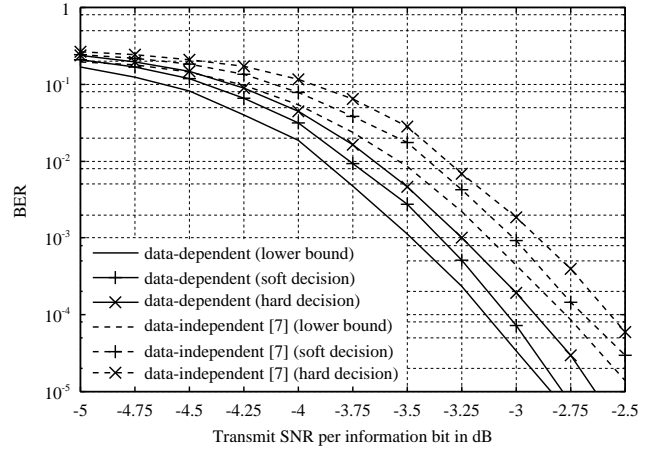
phases of the interference  $\vec{h}_k \mathbf{u}_{\mathcal{K}(i-1),t}$  in (17) are close to those of the data symbols for all time slots.

## 5.2 BER

The bit error rate (BER) of the data-dependent scheme is compared to that of the data-independent scheme. It is preferable to use error-correcting codes satisfying the following three conditions:

1. SISO decoding can be performed efficiently.
2. High performance can be achieved in the low-rate regime.
3. Robustness for erasures can be provided.

Graph-based codes, such as turbo codes [15] and LDPC codes, satisfy the first condition. However, it is not straightforward to construct LDPC codes satisfying the second condition [26] (See also [14]). For systematic codes such as turbo codes, the performance degrades significantly when the erasure of systematic bits occurs. Thus, a non-systematic code is a reasonable option for satisfying the last condition. In this paper, we use a repeat-accumulate (RA) code [27,28] with rate  $r$ . The RA code is a serial concatenation of a



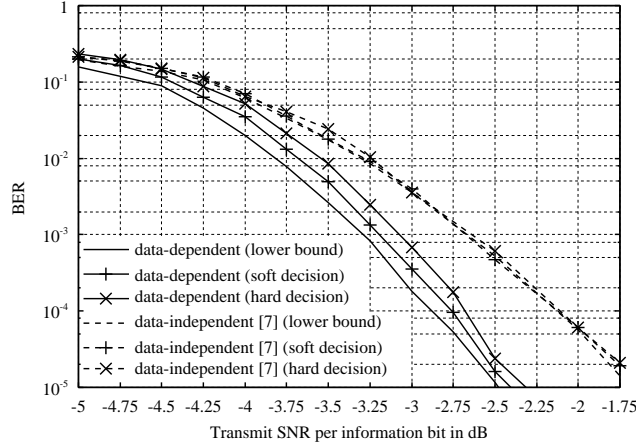
**Fig. 5** BER after 40 iterations.  $K = 32$ ,  $\tilde{K} = 16$ ,  $N = 16$ ,  $B = 16$ ,  $T_c = 16$ ,  $r = 1/4$ , and  $L = 4000$ .

repetition code with rate  $r$  and an accumulator. In BICM, QPSK is used in conjunction with random uniform interleaving whose length is equal to the code length  $L/r$ .

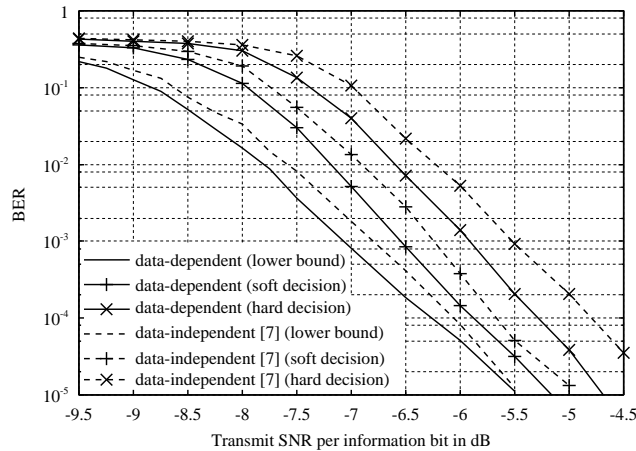
Figure 5 presents the BERs for  $N = B = T_c = 16$ . The BERs of the data-dependent scheme for the soft-decision demodulator and the hard-decision demodulator are denoted by  $\{+\}$  and  $\{x\}$  connected with solid lines, respectively. The messages are updated in the order “demodulator  $\rightarrow$  decoder for the inner code  $\rightarrow$  decoder for the outer code  $\rightarrow$  decoder for the inner code  $\rightarrow$  demodulator  $\rightarrow \dots$ ”. The BER of genie-aided iterative decoding for the data-dependent scheme, in which a genie informs the receiver about (6), is also shown by a solid line. Dashed lines are used, instead of solid lines, to represent the corresponding BERs for the data-independent schemes. The overall sum rate of all systems is equal to  $2rK = 16$  bps/Hz. The transmit SNR per information bit is defined as  $1/(2rKN_0) = 1/(16N_0)$ . The data-dependent scheme can provide a performance gain of 0.35 dB at a BER level of  $10^{-4}$ , compared to the data-independent scheme. The BERs of the soft-decision demodulator for both schemes are close to the corresponding genie-aided lower bounds. This implies that the soft-decision demodulator can detect successfully whether user  $k$  has been selected, i.e., (6). The gaps between the soft-decision demodulator and the hard-decision demodulator correspond to the performance loss due to the hard decision of (6). The soft decision of (6) can achieve slightly smaller BER than that for the hard decision.

Figure 6 shows the BERs for  $N = 16$  and  $T_c = 32$ . The block size of US for the data-dependent scheme is set to  $B = 16^\dagger$ , while the block size of US for the data-

<sup>†</sup> When one makes a comparison between the proposed schemes in Figs. 5 and 6, the comparison may be regarded as a comparison between users with different coherence times: Under the assumption that the coherence times are a multiple of  $T_c = 16$ , the proposed schemes in Fig. 5 show the performance for users with coherence time  $T_c$ , while those in Fig. 6 correspond to the case of users with coherence time  $2T_c$ .



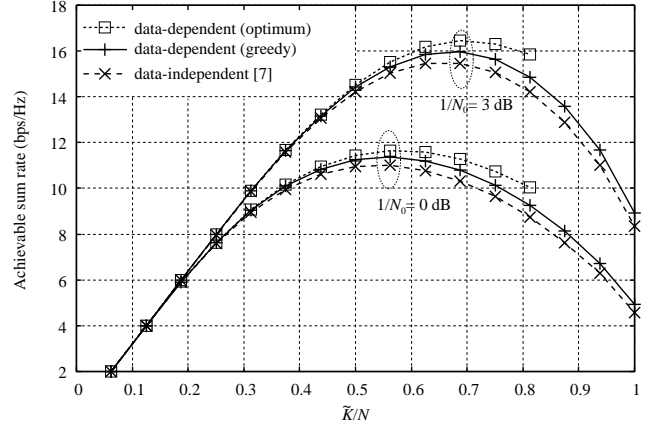
**Fig. 6** BER after 40 iterations.  $K = 32$ ,  $\tilde{K} = 16$ ,  $N = 16$ ,  $B = 16$ ,  $T_c = 32$ ,  $r = 1/4$ , and  $L = 4000$ .



**Fig. 7** BER after 40 iterations.  $K = 32$ ,  $\tilde{K} = 8$ ,  $N = 16$ ,  $B = 16$ ,  $T_c = 16$ ,  $r = 1/8$ , and  $L = 4000$ .

independent scheme is equal to the coherence time  $T_c = 32$ . Thus, the frequency of US for the data-dependent scheme is twice the frequency for the data-independent scheme. Interestingly, the diversity order (BER slope) for the data-dependent scheme is different from that for the data-independent scheme. This is because the block sizes of US for the two schemes are different from each other. The diversity order is determined by typical error events in the high SNR regime [9]. The data symbols for non-selected users are erased during one block of US, i.e., during  $B$  and  $T_c$  time slots for the data-dependent and data-independent schemes, respectively. The occurrence number of the erasure states around the mean fluctuates strongly as the block size of US increases. Decoding typically fails in the high SNR regime when the occurrence number of the erasure states deviates to a large value. As a result, the diversity order for the data-independent scheme is smaller than that for the data-dependent scheme.

Figure 7 shows the BERs for  $\tilde{K} = 8$  and  $K = 32$ . Since



**Fig. 8** Achievable sum rate (9) versus  $\tilde{K}$ .  $K = 32$ ,  $N = 16$ , and  $B = 16$ .

the RA code with  $r = 1/8$  is used, the overall sum rate of all systems is given by 8 bps/Hz. The gaps between the genie-aided lower bounds and the BERs for the soft-decision demodulator are larger than those for  $\tilde{K} = 16$ , shown in Fig. 5. This observation is understood as follows: The code rate  $r$  should be reduced as the ratio  $\tilde{K}/K$  decreases. Reducing the rate  $r$  results in decreasing a level of the receive SNR required for SISO decoding. Consequently, the demodulator is forced to detect (6) for lower receive SNRs. This is the reason for the increase of the gaps between the lower bounds and the BERs for the soft-decision demodulator. Furthermore, we find that the gaps between the BERs for the two demodulators are also larger than those in Fig. 5. This result implies that the soft decision of (6) is an effective method for improving the performance for low SNRs.

### 5.3 Achievable Sum Rate

We have so far investigated the performance of the data-dependent scheme for fixed  $\tilde{K}$  and  $B$ . How to choose  $\tilde{K}$  and  $B$  is discussed in this section. We first focus on  $B$ . One should choose  $B \geq N$  in terms of the computational complexity, since the complexity per time slot is given by  $O\{K\tilde{K} \max(1, N/B)N\}$ , as shown in Section 3.3. The block size  $B$  should be decreased in terms of the energy penalty, as shown in Fig. 4, while  $B$  should be increased in terms of the accurate detection of (6). One reasonable option is to choose the smallest  $B$  that achieves an accuracy requirement for the detection of (6), determined by the used error-correcting codes.

We next discuss how to choose  $\tilde{K}$ . We can assume that (6) is known to the receiver, when  $B$  is appropriately designed. Then, one should choose  $\tilde{K}$  to maximize the achievable sum rate (9). Figure 8 plots the achievable sum rate (9) as a function of  $\tilde{K}/N$ . The achievable sum rates for the optimal data-dependent scheme and the data-independent scheme are also shown in the same figure. There are the optimal number  $\tilde{K}_{\text{opt}}$  of selected users for all SNRs  $1/N_0$ . The optimal number  $\tilde{K}_{\text{opt}}$  increases as SNR grows. These



observations are consistent with the following information-theoretical intuitions: The whole power should be concentrated on sending messages for *one* user in the low SNR regime, while messages for multiple users should be sent simultaneously in the high SNR regime. The optimal number of selected users  $\tilde{K}_{\text{opt}}$  may be estimated in practice on the basis of feedback information about the receive SNR  $1/(\bar{\mathcal{E}}N_0)$ , provided from each user.

## 6. Conclusions

We have proposed a greedy algorithm of data-dependent US with ZFBF for fast fading Gaussian VBCs with perfect CSI at the transmitter. For the equal power case, the proposed US algorithm can outperform data-independent US in terms of the energy efficiency, BER, and the achievable sum rate, without increasing the complexity for the transmitter in terms of the order for fast fading channels. We have proposed iterative detection and decoding schemes based on BP. The schemes allow each user to detect whether he/she has been selected, without overhead for training, even for small block size of US. Furthermore, how to choose two design parameters has been discussed on the basis of the achievable sum rate. We conclude that data-dependent US is an efficient method of achieving a good tradeoff between the performance and the complexity for fast fading VBCs.

### Appendix A: Derivation of (7)

Let us derive the lower bound (7) on the achievable rate  $R_k^{(\text{opt})}$  of user  $k$  under the assumption that (3) and (6) are known to the receiver. We know that the achievable rate  $R_k^{(\text{opt})}$  as  $T \rightarrow \infty$  is equal to the mutual information per time slot between all data symbols and all variables known to the receiver [9]

$$R_k^{(\text{opt})} = \lim_{T \rightarrow \infty} \frac{1}{T} I(\{x_{k,t}\}; \{y_{k,t}\}, \{a_k^{(j)}\}, \mathcal{E}), \quad (\text{A} \cdot 1)$$

which  $y_{k,t}$  is given by (5). Using the chain rule for mutual information [12] yields

$$\begin{aligned} R_k^{(\text{opt})} &= \lim_{T \rightarrow \infty} \frac{1}{T} \left\{ I(\{x_{k,t}\}; \{a_k^{(j)}\}, \mathcal{E}) + I(\{x_{k,t}\}; \{y_{k,t}\} | \{a_k^{(j)}\}, \mathcal{E}) \right\} \\ &\geq \lim_{T \rightarrow \infty} \frac{1}{T} I(\{x_{k,t}\}; \{y_{k,t}\} | \{a_k^{(j)}\}, \mathcal{E}) \quad (\equiv R_k). \end{aligned} \quad (\text{A} \cdot 2)$$

In the derivation of the lower bound (A·2), we have used the non-negativity of mutual information. Since we are considering the assumption of fast fading, (3) is expected to converge in probability to a deterministic value  $\bar{\mathcal{E}}$  as  $T \rightarrow \infty$ . Thus, (A·2) reduces to

$$R_k = \lim_{T \rightarrow \infty} \frac{1}{T} I(\{x_{k,t}\}; \{y_{k,t}\} | \{a_k^{(j)}\}, \mathcal{E} = \bar{\mathcal{E}}). \quad (\text{A} \cdot 3)$$

Let  $\mathcal{J}_s = \{j \in \{0, \dots, T/B - 1\} : a_k^{(j)} = 1\}$  denote the set of the indices of blocks in which user  $k$  has been

selected. We consider a suboptimal receiver that uses only the received signals in the blocks  $j \in \mathcal{J}_s$  to obtain a lower bound

$$R_k \geq \lim_{T \rightarrow \infty} \frac{B \mathbb{E}[|\mathcal{J}_s|]}{T} C\left(\frac{1}{\bar{\mathcal{E}}N_0}\right), \quad (\text{A} \cdot 4)$$

with

$$C\left(\frac{1}{\bar{\mathcal{E}}N_0}\right) = I(x_{k,t}; y_{k,t} | a_k^{(j)} = 1, \mathcal{E} = \bar{\mathcal{E}}), \quad (\text{A} \cdot 5)$$

which is given via the equivalent channel (5). In (A·4), the expectation of  $|\mathcal{J}_s|$  is defined as

$$\begin{aligned} \mathbb{E}[|\mathcal{J}_s|] &= \sum_{\tilde{\mathcal{J}}_s \subset \{0, \dots, T/B - 1\}} |\tilde{\mathcal{J}}_s| \\ &\times \text{Prob}(\{a_k^{(j)} = 1 : j \in \tilde{\mathcal{J}}_s, \{a_k^{(j)} = 0 : j \notin \tilde{\mathcal{J}}_s\}). \end{aligned} \quad (\text{A} \cdot 6)$$

The coefficient  $\mathbb{E}[|\mathcal{J}_s|]/(T/B)$  in (A·4) is equal to the average frequency at which user  $k$  is selected, and tends to  $\tilde{K}/K$  in the limit  $T \rightarrow \infty$ , because of the assumption of fast fading. This implies that the lower bound (A·4) reduces to (7).

### Appendix B: Derivation of Data-Dependent US Algorithm

We focus on the first block of US, and drop the superscript  $(j)$  in (11). The proposed US algorithm selects the user  $\hat{k}$  to minimize (11) with  $\mathcal{K} = \mathcal{K}(i)$  in stage  $i$ . We first prove that  $E_{\mathcal{K}(i)}(B)$  is given by the recursive formula (17). Step 1 in the proposed algorithm implies that the statement holds for  $i = 1$ . Thus, we assume  $i > 1$ . Let us define  $\mathbf{H}_{\mathcal{K}(i)} \in \mathbb{C}^{i \times N}$  as

$$\mathbf{H}_{\mathcal{K}(i)} = \begin{bmatrix} \mathbf{H}_{\mathcal{K}(i-1)} \\ \tilde{\mathbf{h}}_k \end{bmatrix}, \quad (\text{A} \cdot 7)$$

for  $k \in \{1, \dots, K\} \setminus \mathcal{K}(i-1)$ . Substituting  $\mathbf{u}_{\mathcal{K}(i),t} = \mathbf{H}_{\mathcal{K}(i)}^\dagger \mathbf{x}_{\mathcal{K}(i),t}$  into (11) with  $\mathcal{K} = \mathcal{K}(i)$  yields

$$E_{\mathcal{K}(i)}(B) = \frac{1}{B} \sum_{t=1}^B \mathbf{x}_{\mathcal{K}(i),t}^H (\mathbf{H}_{\mathcal{K}(i)} \mathbf{H}_{\mathcal{K}(i)}^H)^{-1} \mathbf{x}_{\mathcal{K}(i),t}. \quad (\text{A} \cdot 8)$$

Using the inversion formula for block matrices,

$$\begin{bmatrix} \mathbf{A} & \mathbf{B} \\ \mathbf{C} & \mathbf{D} \end{bmatrix}^{-1} = \begin{bmatrix} \mathbf{A}^{-1} + \mathbf{A}^{-1} \mathbf{B} \mathbf{E}^{-1} \mathbf{C} \mathbf{A}^{-1} & -\mathbf{A}^{-1} \mathbf{B} \mathbf{E}^{-1} \\ -\mathbf{E}^{-1} \mathbf{C} \mathbf{A}^{-1} & \mathbf{E}^{-1} \end{bmatrix}, \quad (\text{A} \cdot 9)$$

with  $\mathbf{E} = \mathbf{D} - \mathbf{C} \mathbf{A}^{-1} \mathbf{B}$ , we obtain

$$(\mathbf{H}_{\mathcal{K}(i)} \mathbf{H}_{\mathcal{K}(i)}^H)^{-1} = \begin{bmatrix} \mathbf{F} & -\frac{(\tilde{\mathbf{h}}_k \mathbf{H}_{\mathcal{K}(i-1)}^\dagger)^H}{\tilde{\mathbf{h}}_k \mathbf{P}_{i-1}^\perp \tilde{\mathbf{h}}_k} \\ -\frac{\tilde{\mathbf{h}}_k \mathbf{H}_{\mathcal{K}(i-1)}^\dagger}{\tilde{\mathbf{h}}_k \mathbf{P}_{i-1}^\perp \tilde{\mathbf{h}}_k} & (\tilde{\mathbf{h}}_k \mathbf{P}_{i-1}^\perp \tilde{\mathbf{h}}_k)^{-1} \end{bmatrix}, \quad (\text{A} \cdot 10)$$

with

$$\mathbf{F} = (\mathbf{H}_{\mathcal{K}(i-1)}^\dagger)^H \mathbf{H}_{\mathcal{K}(i-1)}^\dagger + \frac{(\tilde{\mathbf{h}}_k \mathbf{H}_{\mathcal{K}(i-1)}^\dagger)^H \tilde{\mathbf{h}}_k \mathbf{H}_{\mathcal{K}(i-1)}^\dagger}{\tilde{\mathbf{h}}_k \mathbf{P}_{i-1}^\perp \tilde{\mathbf{h}}_k}.$$

(A·11)

In (A·10) and (A·11), the Hermitian matrix  $\mathbf{P}_{i-1}^\perp$  is the projection matrix (15) from  $\mathbb{C}^{1 \times N}$  onto the orthogonal complement of the subspace spanned by the channel vectors  $\{\vec{h}_k : k \in \mathcal{K}(i-1)\}$  selected in the preceding stages. Substituting the expression (A·10) into (A·8) and using (11) for  $\mathcal{K} = \mathcal{K}(i-1)$ , we arrive at the recursive formula (17).

Next, we derive the recursive formula (16) for  $\mathbf{H}_{\mathcal{K}(i)}^\dagger$ . Expression (16) can be derived in the same manner as in the derivation of (17): Substituting (A·10) into  $\mathbf{H}_{\mathcal{K}(i)}^\dagger = \mathbf{H}_{\mathcal{K}(i)}^H (\mathbf{H}_{\mathcal{K}(i)} \mathbf{H}_{\mathcal{K}(i)}^H)^{-1}$ , we immediately obtain the recursive formula (16).

## References

- [1] G. Caire and S. Shamai (Shitz), "On the achievable throughput of a multiantenna Gaussian broadcast channel," *IEEE Trans. Inf. Theory*, vol.49, no.7, pp.1691–1706, Jul. 2003.
- [2] P. Viswanath and D.N.C. Tse, "Sum capacity of the vector Gaussian broadcast channel and uplink-downlink duality," *IEEE Trans. Inf. Theory*, vol.49, no.8, pp.1912–1921, Aug. 2003.
- [3] W. Yu and J.M. Cioffi, "Sum capacity of Gaussian vector broadcast channels," *IEEE Trans. Inf. Theory*, vol.50, no.9, pp.1875–1892, Sep. 2004.
- [4] H. Weingarten, Y. Steinberg, and S. Shamai (Shitz), "The capacity region of the Gaussian multiple-input multiple-output broadcast channel," *IEEE Trans. Inf. Theory*, vol.52, no.9, pp.3936–3964, Sep. 2006.
- [5] M.H.M. Costa, "Writing on dirty paper," *IEEE Trans. Inf. Theory*, vol.29, no.3, pp.439–441, May 1983.
- [6] Z. Tu and R.S. Blum, "Multiuser diversity for a dirty paper approach," *IEEE Commun. Lett.*, vol.7, no.8, pp.370–372, Aug. 2003.
- [7] G. Dimić and N.D. Sidiropoulos, "On downlink beamforming with greedy user selection: Performance analysis and a simple new algorithm," *IEEE Trans. Signal Process.*, vol.53, no.10, pp.3857–3868, Oct. 2005.
- [8] T. Yoo and A. Goldsmith, "On the optimality of multiantenna broadcast scheduling using zero-forcing beamforming," *IEEE J. Sel. Areas Commun.*, vol.24, no.3, pp.528–541, Mar. 2006.
- [9] D.N.C. Tse and P. Viswanath, *Fundamentals of Wireless Communication*, Cambridge University Press, Cambridge, UK, 2005.
- [10] A. Wiesel, Y.C. Eldar, and S. Shamai (Shitz), "Zero-forcing precoding and generalized inverses," *IEEE Trans. Signal Process.*, vol.56, no.9, pp.4409–4418, Sep. 2008.
- [11] D. Julian, "Erasure networks," *Proc. 2002 IEEE Int. Symp. Inf. Theory*, Lausanne, Switzerland, p.138, Jun.–Jul. 2002.
- [12] T.M. Cover and J.A. Thomas, *Elements of Information Theory*, 2nd ed., Wiley, New Jersey, 2006.
- [13] J. Pearl, *Probabilistic Reasoning in Intelligent Systems: Networks of Plausible Inference*, Morgan Kaufmann, San Francisco, CA, 1988.
- [14] T. Richardson and R. Urbanke, *Modern Coding Theory*, Cambridge University Press, New York, 2008.
- [15] C. Berrou and A. Glavieux, "Near optimum error correcting coding and decoding: Turbo-codes," *IEEE Trans. Commun.*, vol.44, no.10, pp.1261–1271, Oct. 1996.
- [16] F.R. Kschischang and B.J. Frey, "Iterative decoding of compound codes by probability propagation in graphical models," *IEEE J. Sel. Areas Commun.*, vol.16, no.2, pp.219–230, Feb. 1998.
- [17] R.J. McEliece, D.J.C. Mackay, and J.F. Cheng, "Turbo decoding as an instance of Pearl's "belief propagation" algorithm," *IEEE J. Sel. Areas Commun.*, vol.16, no.2, pp.140–152, Feb. 1998.
- [18] T.J. Richardson and R.L. Urbanke, "The capacity of low-density parity-check codes under message-passing decoding," *IEEE Trans. Inf. Theory*, vol.47, no.2, pp.599–618, Feb. 2001.
- [19] X. Wang and H.V. Poor, "Iterative (turbo) soft interference cancellation and decoding for coded CDMA," *IEEE Trans. Commun.*, vol.47, no.7, pp.1046–1061, Jul. 1999.
- [20] J. Boutros and G. Caire, "Iterative multiuser joint decoding: Unified framework and asymptotic analysis," *IEEE Trans. Inf. Theory*, vol.48, no.7, pp.1772–1793, Jul. 2002.
- [21] G. Caire, R.R. Müller, and T. Tanaka, "Iterative multiuser joint decoding: Optimal power allocation and low-complexity implementation," *IEEE Trans. Inf. Theory*, vol.50, no.9, pp.1950–1973, Sep. 2004.
- [22] P.D. Alexander and A.J. Grant, "Iterative channel and information sequence estimation in CDMA," *Proc. IEEE 6th Int. Symp. Spread-Spectrum Tech. & Appl.*, New Jersey, USA, pp.593–597, Sep. 2000.
- [23] M.C. Valenti and B.D. Woerner, "Iterative channel estimation and decoding of pilot symbol assisted turbo codes over flat-fading channels," *IEEE J. Sel. Areas Commun.*, vol.19, no.9, pp.1697–1705, Sep. 2001.
- [24] M. Vehkaperä, K. Takeuchi, R.R. Müller, and T. Tanaka, "Iterative channel and data estimation: Framework and analysis via replica method," *Proc. 2009 IEEE Int. Symp. Inf. Theory*, Seoul, Korea, pp.2689–2693, Jun. 2009.
- [25] T. Richardson and R. Urbanke, "Thresholds for turbo codes," *Proc. 2000 IEEE Int. Symp. Inf. Theory*, Sorrento Italy, p.317, Jun. 2000.
- [26] T. Richardson and R. Urbanke, "Multi-edge type LDPC codes," submitted to *IEEE Trans. Inf. Theory*, 2004.
- [27] D. Divsalar, H. Jin, and R.J. McEliece, "Coding theorems for "turbo-like" codes," *Proc. 36th Annu. Allerton Conf. Commun. Control Comput.*, Monticello, IL, USA, pp.201–210, Sep. 1998.
- [28] A. Abbasfar, D. Divsalar, and K. Yao, "Accumulate-repeat-accumulate codes," *IEEE Trans. Commun.*, vol.55, no.4, pp.692–702, Apr. 2007.