

AN INTEGRAL REGION CHOICE PROBLEM ON KNOT PROJECTION

KAZUSHI AHARA AND MASAOKI SUZUKI

ABSTRACT. In this paper we propose a *region choice problem* for a knot projection. This problem is an integral extension of Shimizu's 'region crossing change unknotting operation.' We show that there exists a solution of the region choice problem for all knot projections.

1. INTRODUCTION

Let K be a knot and D a digram of K . The areas surrounded by arcs are called *regions*. Shimizu [1] defined a *region crossing change* at a region R to be the crossing change at all the crossings on ∂R and showed that this local transformation is an unknotting operation. We can interpret this problem as follows. Let \bar{D} be a projection of a knot K , where \bar{D} possesses some arcs and crossings. We suppose that each crossing has already been equipped with a point 0 or 1 modulo 2 and that if we choose a region R , then the points of all the crossings which lie on ∂R are increased 1 modulo 2. Shimizu [1] showed that if we choose some regions appropriately, then the points of all the crossings become 0. Here we call it a region choice problem modulo 2. Namely, the region choice problem modulo 2 is solvable.

In this paper, we extend this region choice problem to an integral range. That is, each crossing has been equipped with an integral point and we assign an integer to each region in order to make all points on crossings 0. We may consider two rules, the *single counting rule* and the *double counting rule*. If we assign an integer u to a region R with the single counting rule, the points of all the crossings which lie on the boundary of R are increased u . On the other hand, if we assign an integer u to a region R with the double counting rule, the points of the crossings which the region R touches twice are increased $2u$ and the points of the crossings which the region R touches once are increased u . See an example in Figure 1. We suppose that each crossing has already been equipped with an integer as an initial setting. In this paper, we show that if we assign an integer to each region appropriately, the points of all the crossings become 0. See an example in Figure 2.

2000 *Mathematics Subject Classification.* 57M25; 05C50.

Key words and phrases. knot projection, region crossing change.

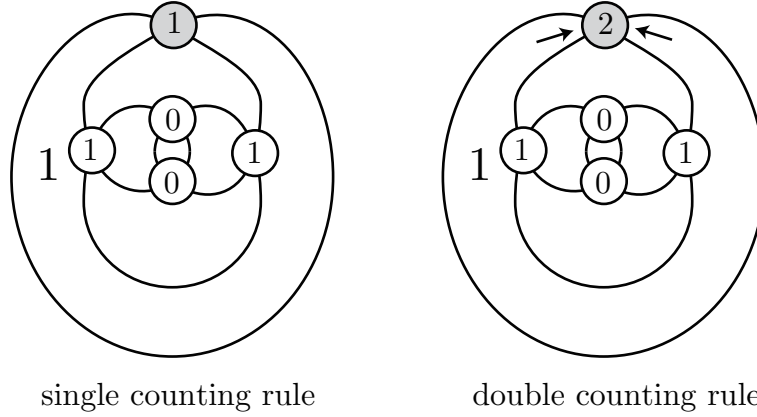


FIGURE 1.

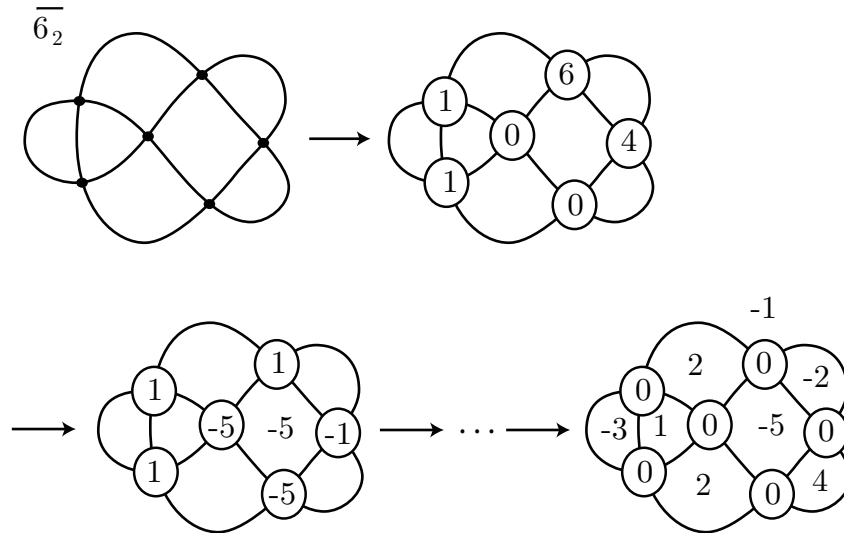


FIGURE 2.

This paper is organized as follows. In Section 2, we introduce some notations. Here we define an integral matrix $A_i(\bar{D})$, called a *region choice matrix*, as a coefficient matrix of the system of equations of region choice problem. Cheng and Gao proposed an *incidence matrix* in [2], this is a modulo 2 reduction of $A_1(\bar{D})$. In Section 3, 4, we show the main result of this paper. Section 5, 6, 7 are appendices. In Section 5, we show another proof of the main result for the double counting rule. In Section 7, we show solutions of region choice problem for knot projections from $\bar{3}_1$ to $\bar{6}_3$

2. PRELIMINARY

In this section, we define some notations and show some basic facts. First an easy argument gives the following.

Lemma 2.1. *Let \bar{D} be a knot (or link) projection. We denote by m and n the number of regions and crossings in \bar{D} respectively. Then we have $m = n + 2$.*

Proof. We can regard the projection \bar{D} as a graph on a sphere S^2 by considering arcs and crossings to be edges and vertices respectively. Since each crossing is joined by 4 arcs, the number of arcs is $2n$. On the other hand, $m + n - 2$ is equal to the number of arcs by the fact that the euler characteristic of S^2 is 2. Therefore we obtain the statement. \square

For a knot projection, we define a *region choice matrix* which has information about the relationship between regions and crossings.

Definition 2.2 (region choice matrix). Let \bar{D} be a knot projection. We denote by $R = \{r_1, r_2, \dots, r_{n+2}\}$ and $V = \{v_1, v_2, \dots, v_n\}$ the set of regions and crossings respectively.

(1) The region choice matrix of the single counting rule

$$A_1(\bar{D}) = \left(a_{ij}^{(1)} \right)_{(i,j)} \in M_{n,n+2}(\mathbb{Z})$$

is determined by

$$a_{ij}^{(1)} = \begin{cases} 1 & \text{(if the crossing } v_i \text{ lies on the boundary of the region } r_j) \\ 0 & \text{(otherwise).} \end{cases}$$

(2) The region choice matrix of the double counting rule

$$A_2(\bar{D}) = \left(a_{ij}^{(2)} \right)_{(i,j)} \in M_{n,n+2}(\mathbb{Z})$$

is determined by

$$a_{ij}^{(2)} = \begin{cases} 2 & \text{(if the region } r_j \text{ touches the crossing } v_i \text{ twice)} \\ 1 & \text{(if the region } r_j \text{ touches the crossing } v_i \text{ once)} \\ 0 & \text{(otherwise).} \end{cases}$$

For a later argument, let us introduce the following terminology.

Definition 2.3 (kernel solution). Let \bar{D} be a knot projection and $A_i = A_i(\bar{D})$ the region choice matrix of \bar{D} . We write n for the number of regions. A vector $\mathbf{u} \in \mathbb{Z}^{n+2}$ is called a kernel solution (of the single/double counting rule) if $A_i \mathbf{u} = \mathbf{o}$.

We now show an example about the single and double counting rules.

Example 2.4. Consider a knot projection \bar{D} as shown in Figure 3. This knot projection gives us the region choice matrices

$$A_1(\bar{D}) = \begin{pmatrix} 1 & 1 & 1 & 0 & 0 & 0 \\ 0 & 1 & 1 & 1 & 1 & 0 \\ 0 & 1 & 1 & 0 & 1 & 1 \\ 0 & 1 & 0 & 1 & 1 & 1 \end{pmatrix}, \quad A_2(\bar{D}) = \begin{pmatrix} 1 & 2 & 1 & 0 & 0 & 0 \\ 0 & 1 & 1 & 1 & 1 & 0 \\ 0 & 1 & 1 & 0 & 1 & 1 \\ 0 & 1 & 0 & 1 & 1 & 1 \end{pmatrix}.$$

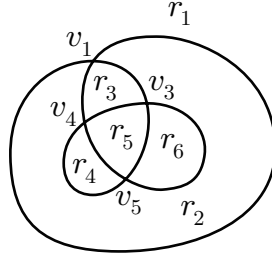


FIGURE 3. Example 2.4

A nontrivial vector

$$\mathbf{u} = \begin{pmatrix} 1 \\ -2 \\ 1 \\ 1 \\ 0 \\ 1 \end{pmatrix} \in \mathbb{Z}^6$$

is a kernel solution of the single counting rule. However, \mathbf{u} is not a kernel solution of the double counting rule.

3. DOUBLE COUNTING RULE

In this section, we consider the region choice problem with the double counting rule.

Theorem 3.1 (region choice problem of the double counting rule is solvable). *For any knot projection \bar{D} , let $A_2 = A_2(\bar{D}) \in M_{n,n+2}(\mathbb{Z})$ be the region choice matrix of the double counting rule and $\mathbf{b} \in \mathbb{Z}^n$ a given integral vector. Then there exists a solution $\mathbf{u} \in \mathbb{Z}^{n+2}$ such that*

$$A_2\mathbf{u} + \mathbf{b} = \mathbf{o}.$$

Theorem 3.1 shows the existence of a solution of the region choice problem of the double counting rule. We prove the following lemma in order to show Theorem 3.1.

Lemma 3.2. *Fix an arc γ in the knot projection \bar{D} and let r, r' be two regions which are the both sides of the arc γ . For any integers a, b , there exists a kernel solution $\mathbf{u} \in \mathbb{Z}^{n+2}$ of the double counting rule such that $u^{(r)} = a$ and $u^{(r')} = b$. Here $u^{(r)}, u^{(r')}$ are elements of \mathbf{u} corresponding to the regions r, r' respectively.*

Proof. We take a point p on the arc γ as shown in Figure 4.

For any knot diagram D , after some crossing changes, we can make D into a diagram D' of a trivial knot. Remark that the projections \bar{D} and \bar{D}' coincide. Then for any knot projection \bar{D} , we may regard \bar{D} as a knot projection of a trivial knot.

By using Reidemeister moves (RI), (RII), (RIII) for knot projections as in Figures 6, 7, 8, we can transpose \bar{D} to \bar{D}_0 in Figure 5. Here we

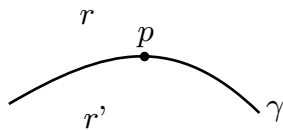


FIGURE 4.

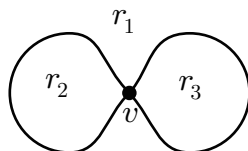


FIGURE 5. \bar{D}_0

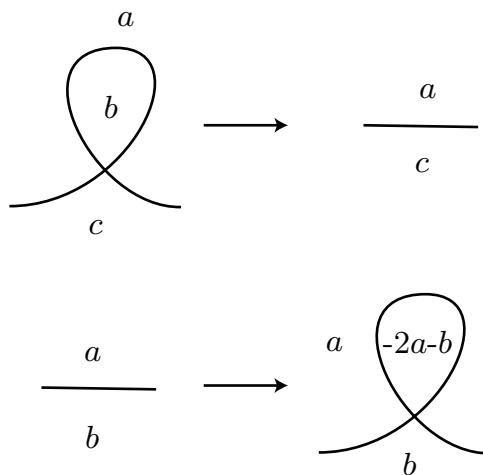


FIGURE 6. Reidemeister move I

consider knot projections with at least one crossing, then the projection in Figure 5 is a minimal configuration.

But this observation is not enough for our lemma. In order to avoid passing segments through p while transposing \bar{D} to \bar{D}_0 , we may make segments pass through the infinity point. That is, we add another move (RIV), as in Figure 9. Therefore it is sufficient to show that if a knot projection satisfies the statement, then another knot projection which is obtained from (RI), (RII), (RIII) and (RIV) fixing the neighborhood of p also satisfies the statement.

(RI) If one of the left projections in Figure 6 satisfies the statement, then the right projection also satisfies the statement by assigning each integer as shown in the right projection.

(RII) If one of the left projections in Figure 7 satisfies the statement, then the right projection also satisfies the statement by assigning each integer as shown in the right projection. We remark that $a + b + d + e =$

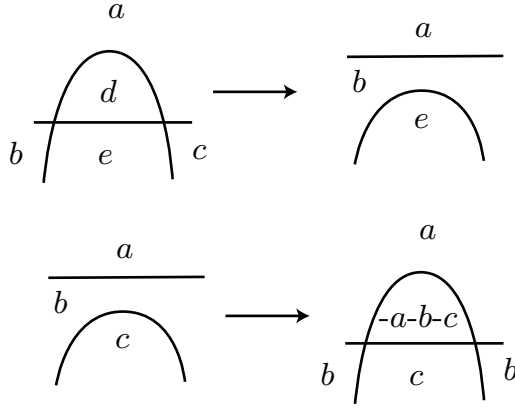


FIGURE 7. Reidemeister move II

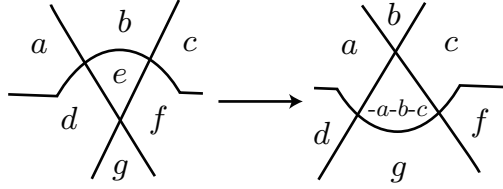


FIGURE 8. Reidemeister move III

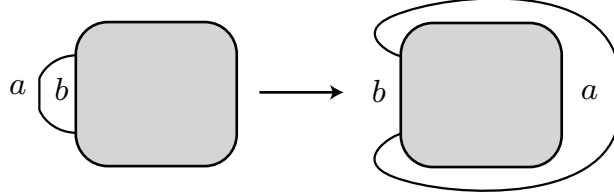


FIGURE 9. passing through the infinity point

$0, a + c + d + e = 0$ in the upper left projection, since this projection satisfies the statement. Therefore we have $b = c$.

(RIII) Suppose that the left projection in Figure 8 satisfies the statement. Then we have the equalities

$$a + b + d + e = 0, \quad b + c + e + f = 0, \quad d + e + f + g = 0.$$

We assign $-a - b - c$ to the center region. At the three crossings, the following equalities hold:

$$\begin{aligned} a + b + c + (-a - b - c) &= 0, \\ a + (-a - b - c) + d + g &= d + g - b - c = d + g + e + f = 0, \\ c + (-a - b - c) + f + g &= f + g - a - b = f + g + d + e = 0. \end{aligned}$$

(RIV) If the left projections in Figure 9 satisfies the statement, then the right projection also satisfies the statement by assigning each integer as shown in the right projection. Hence the right projection also

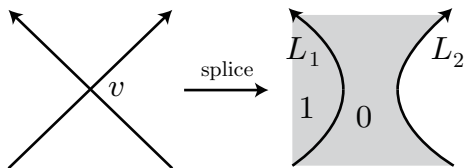


FIGURE 10.

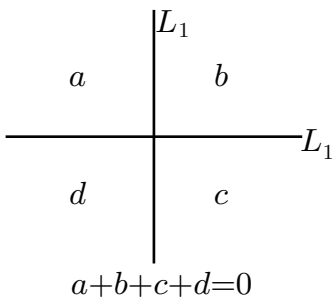


FIGURE 11.

satisfies the statement and this completes the proof. \square

We remark that Lemma 3.2 also holds for links by similar argument. By making use of Lemma 3.2, we obtain the following proposition.

Proposition 3.3 (add-1 operation). *Let K be a knot and \bar{D} a knot projection. We take a crossing v in \bar{D} . There exists $\mathbf{u} \in \mathbb{Z}^{n+2}$ such that any elements of $A_2\mathbf{u}$ are zero but the element of $A_2\mathbf{u}$ corresponding to v is 1.*

Proof. First we give K an orientation and splice it at the crossing v . Then we obtain a two-component link, whose components are denoted by L_1, L_2 . We assign 0 to the region of v and 1 to the adjacent region of L_1 as shown in Figure 10. By Lemma 3.2, we have a kernel solution for L_1 , that is, there exists a certain assignment some integers to the other regions of L_1 by ignoring L_2 such that the assignment does not change the points of all the crossings. Next, we apply a checkerboard coloring for L_2 by ignoring L_1 . Then the new assignment in the white region is -1 times the integer which is determined by the above assignment of L_1 . The assignment in the black region is not changed from that of L_1 . Finally we unsplice L_1 and L_2 at the crossing v and get a assignment of \bar{D} .

We check how the point of each crossing is changed by this assignment. The point of v is increased 1. The points of the self-crossings of L_1 are not changed by Lemma 3.2, as shown in Figure 11. All the four regions which touch a self-crossing of L_2 are assigned the same integer. Then the points of such crossings are not changed by the checkerboard coloring, as shown in Figure 12. In the four regions which touch the crossings of L_1 and L_2 , two regions are assigned the same integer and

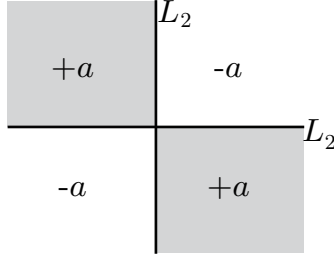


FIGURE 12.

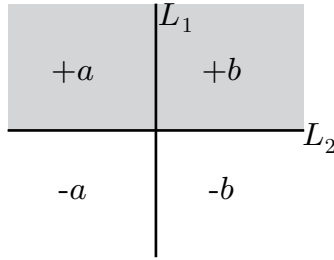


FIGURE 13.

the other two regions are so. One region is colored black and the other region is colored white in these two pairs. Then the points of such crossings are not changed, as shown in Figure 13. Therefore this assignment satisfies the statement and completes the proof. \square

In Appendix II, we show an example of the procedure in the proof of Proposition 3.3 .

Proposition 3.3 gives us how to increase 1 at an arbitrary crossing without changing the points of any other crossings. Hence this proves Theorem 3.1.

4. SINGLE COUNTING RULE CASE

In this section we discuss the region choice problem with the single counting rule. In the original problem (Shimizu's region crossing change,) counting rule is the single one and if we consider the region choice problem (of this rule) in the context of modulo 2, the solution \mathbf{u} of

$$A_1 \mathbf{u} + \mathbf{b} \equiv \mathbf{o} \pmod{2}$$

(\mathbf{b} is an arbitrary vector) gives a solution of original unknotting problem of the region crossing change, [1].

Our second result is stated as follows:

Theorem 4.1 (region choice problem of the single counting rule is solvable). *For any knot projection \bar{D} , let $A_1 = A_1(\bar{D}) \in M_{n,n+2}(\mathbb{Z})$ be the region choice matrix of the single counting rule and $\mathbf{b} \in \mathbb{Z}^n$ a given*

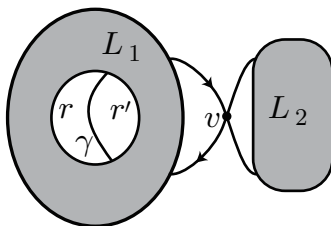


FIGURE 14.

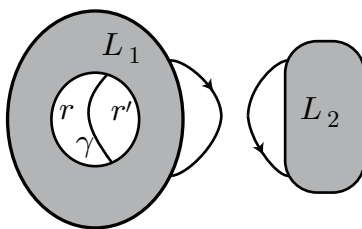


FIGURE 15.

integral vector. Then there exists a solution $\mathbf{u} \in \mathbb{Z}^{n+2}$ such that

$$A_1 \mathbf{u} + \mathbf{b} = \mathbf{o}.$$

To prove this theorem, first we consider the single counting rule's version of Lemma 3.2.

Lemma 4.2. *Fix an arc γ in the knot projection \bar{D} and let r, r' be two regions which are the both sides of the arc γ . For any integers a, b , there exists a kernel solution $\mathbf{u} \in \mathbb{Z}^{n+2}$ of the single counting rule such that $u^{(r)} = a$ and $u^{(r')} = b$. Here $u^{(r)}, u^{(r')}$ are elements of \mathbf{u} corresponding to the regions r, r' respectively.*

Proof. We use induction on the number of reducible crossings in \bar{D} .

First we consider the case \bar{D} is irreducible. In this case, the two region choice matrices $A_1(\bar{D})$ and $A_2(\bar{D})$ coincide. It follows that we have a solution by Lemma 3.2.

Next, we assume that if the number of reducible crossing is less than k then there exists a kernel solution. Suppose that knot projection \bar{D} has k reducible crossings (Figure 14). We choose a reducible crossing v .

We splice \bar{D} at the crossing v and suppose that we obtain two component link $L_1 \cup L_2$ (Figure 15). (Because v is a reducible crossing, we have two connected components after splicing.) Here let L_1 be the component with the arc γ .

The number of reducible crossings of L_1 is less than k . By the assumption of induction, there exists a kernel solution \mathbf{u}_1 of $A_1(L_1)$ such that $u_1^{(r)} = a$ and $u_1^{(r')} = b$ (Figure 16). Here let c, d be integers which appear in \mathbf{u}_1 correspondent with the regions in Figure 16.

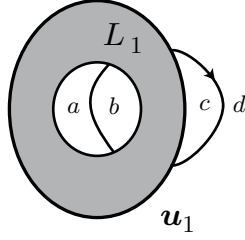


FIGURE 16.

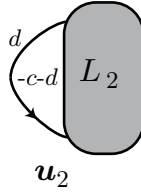


FIGURE 17.

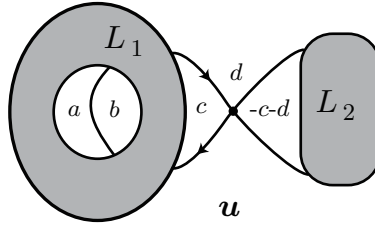


FIGURE 18.

The number of reducible crossings in L_2 is less than k , we apply the assumption of induction on L_2 with the condition as in Figure 17 and we have a kernel solution \mathbf{u}_2 of $A_1(L_2)$.

We merge \mathbf{u}_1 and \mathbf{u}_2 in \bar{D} and we have a kernel solution \mathbf{u} such that $u^{(r)} = a$ and $u^{(r')} = b$ (Figure 18).

Indeed, for any crossings v_i in L_1 , the element v_i of $A_1(\bar{D})\mathbf{u}$ vanishes because \mathbf{u}_1 is a kernel solution of $A_1(L_1)$. In the same way for any crossings v_i in L_2 , the element v_i of $A_1(\bar{D})\mathbf{u}$ vanishes. At the crossing v , the element v of $A_1(\bar{D})\mathbf{u}$ is $c + d + (-c - d) = 0$. This completes the proof. \square

Using the same idea of the proof of this lemma and of Proposition 3.3, we have a corollary.

Corollary 4.3 (add-1 operation at a reducible crossing). *Let \bar{D} be a knot projection and v a reducible crossing of \bar{D} . There exists $\mathbf{u}_v \in \mathbb{Z}^{n+2}$ such that any element of $A_1\mathbf{u}_v$ are zero but the element v is 1.*

Proof. In the proof of Lemma 4.2, we replace \mathbf{u}_2 by \mathbf{u}'_2 with condition in Figure 19. Then merged vector \mathbf{u}_v of \mathbf{u}_1 and \mathbf{u}'_2 gives our solution. \square

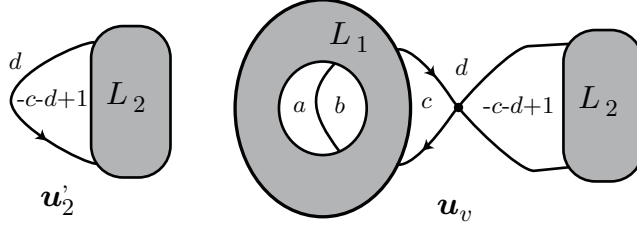


FIGURE 19.

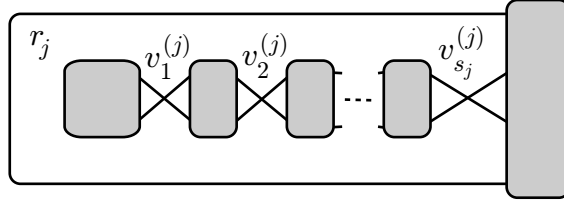


FIGURE 20.

Proof of Theorem 4.1. We will show Theorem 4.1. A difference between region choice matrices $A_1 = A_1(\bar{D})$ and $A_2 = A_2(\bar{D})$ is how to deal with a region r_j which touches a crossing v_i twice. In this case, (i, j) component of $A_1(\bar{D})$ is one and that of $A_2(\bar{D})$ is two.

Now, for each region r_j , let $v_1^{(j)}, v_2^{(j)}, \dots, v_{s_j}^{(j)}$ be crossings which are touched by r_j twice. (Here s_j might be zero.) See Figure 20 .

If we let

$$\mathbf{r}_j = \begin{pmatrix} 0 \\ \vdots \\ 0 \\ 1 \\ 0 \\ \vdots \\ 0 \end{pmatrix} \mathbf{r}_j, \quad \mathbf{v}_i^{(j)} = \begin{pmatrix} 0 \\ \vdots \\ 0 \\ 1 \\ 0 \\ \vdots \\ 0 \end{pmatrix} \mathbf{v}_i^{(j)},$$

then we have

$$A_2 \mathbf{r}_j - A_1 \mathbf{r}_j = \sum_{i=1}^{s_j} \mathbf{v}_i^{(j)}$$

By Corollary 4.3, there exists $\mathbf{u}_{v_i^{(j)}}$ such that

$$A_1 \mathbf{u}_{v_i^{(j)}} = \mathbf{v}_i^{(j)}.$$

In Section 3, we show that for any $\mathbf{b} \in \mathbb{Z}^n$, there exists $\mathbf{u} \in \mathbb{Z}^{n+2}$ such that $A_2 \mathbf{u} = -\mathbf{b}$. Let $\mathbf{u} = \sum_j a_j \mathbf{r}_j$ and $\mathbf{u}' = \mathbf{u} + \sum_j a_j \sum_{i=1}^{s_j} \mathbf{u}_{v_i^{(j)}}$.

Under these preparations, we obtain

$$\begin{aligned}
A_1 \mathbf{u}' &= \sum_j a_j A_1 \mathbf{r}_j + \sum_j a_j \sum_{i=1}^{s_j} A_1 \mathbf{u}_{v_i^{(j)}} \\
&= \sum_j a_j \left(A_1 \mathbf{r}_j + \sum_{i=1}^{s_j} \mathbf{v}_i^{(j)} \right) \\
&= \sum_j a_j A_2 \mathbf{r}_j = A_2 \mathbf{u} = -\mathbf{b}
\end{aligned}$$

This completes the proof of Theorem 4.1. \square

5. APPENDIX I

In this section, we give another proof of Theorem 3.1 using only matrix elementary operations. This proof might be simpler than that of in Section 3. The proof in Section 3 is surely geometric and the proof in this section is algebraic, and both proofs are valuable for studying this problem.

First we review integral elementary operations. Two integral matrices $A, B \in M_{n,n+2}(\mathbb{Z})$ are called to be \mathbb{Z} -equivalent if we transpose A into B by the followings.

- Interchange two rows (resp. two columns.)
- Multiply a row (resp. a column) by -1 .
- Add a row (resp. a column) to another one multiplied by an integer.

Remark that these elementary operation matrices are of determinant ± 1 and that the inverse is also an integral matrix.

Lemma 5.1. *If an integral matrix $A \in M_{n,n+2}(\mathbb{Z})$ is \mathbb{Z} -equivalent to*

$$E_{00} := \left(\begin{array}{cc|cc} 1 & 0 & 0 & 0 \\ & \ddots & \vdots & \vdots \\ 0 & 1 & 0 & 0 \end{array} \right),$$

then for any $\mathbf{b} \in \mathbb{Z}^n$ there exists a solution $\mathbf{u} \in \mathbb{Z}^{n+2}$ such that $A\mathbf{u} + \mathbf{b} = \mathbf{o}$.

Proof. Since A is \mathbb{Z} -equivalent to E_{00} , there exist integral non-singular matrices P, Q such that

$$PAQ = E_{00}.$$

Indeed, P, Q are certain products of elementary operation matrices. Set

$$\mathbf{u} = Q \begin{pmatrix} -P\mathbf{b} \\ \alpha \\ \beta \end{pmatrix},$$

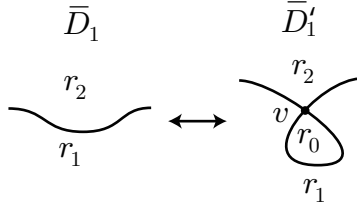


FIGURE 21.

where α, β are any integers. Then we have

$$\begin{aligned} \mathbf{A}\mathbf{u} &= \mathbf{A}\mathbf{Q} \begin{pmatrix} -P\mathbf{b} \\ \alpha \\ \beta \end{pmatrix} = P^{-1}P\mathbf{A}\mathbf{Q} \begin{pmatrix} -P\mathbf{b} \\ \alpha \\ \beta \end{pmatrix} \\ &= P^{-1}E_{00} \begin{pmatrix} -P\mathbf{b} \\ \alpha \\ \beta \end{pmatrix} = P^{-1}(-P\mathbf{b}) = -\mathbf{b}. \end{aligned}$$

□

Due to Lemma 5.1, next we will consider that a region choice matrix is \mathbb{Z} -equivalent to E_{00} .

Theorem 5.2 (Theorem 3.1). *For any knot projection \bar{D} , the region choice matrix of the double counting rule $A_2(\bar{D})$ is \mathbb{Z} -equivalent to E_{00} .*

Before proving Theorem 5.2, we will discuss how Reidemeister moves affect region choice matrices.

Proposition 5.3 (Reidemeister move I). *Let \bar{D}_1, \bar{D}'_1 are knot projections as in Figure 21. Then $A_2(\bar{D}_1) \oplus (1)$ and $A_2(\bar{D}'_1)$ are \mathbb{Z} -equivalent to each other.*

Proof. If we represent $A_2(\bar{D}_1)$ by

$$A_2(\bar{D}_1) = (\mathbf{a} \quad \mathbf{b} \quad P),$$

where the columns of \mathbf{a}, \mathbf{b} in $A_2(\bar{D}_1)$ correspond to the regions r_1, r_2 respectively, then $A_2(\bar{D}'_1)$ is

$$A_2(\bar{D}'_1) = \left(\begin{array}{cc|c|c} \mathbf{a} & \mathbf{b} & P & \mathbf{o} \\ 2 & 1 & 0 & 1 \end{array} \right).$$

The last column of $A_2(\bar{D}'_1)$ corresponds to r_0 and the last row corresponds to v . Adding the column r_0 to the column r_1 (resp. the column r_2) multiplied by -2 (resp. -1), we get $A_2(\bar{D}_1) \oplus (1)$ from $A_2(\bar{D}'_1)$ by integral elementary operations:

$$\left(\begin{array}{cc|c|c} \mathbf{a} & \mathbf{b} & P & \mathbf{o} \\ 2 & 1 & 0 & 1 \end{array} \right) \rightarrow \left(\begin{array}{cc|c|c} \mathbf{a} & \mathbf{b} & P & \mathbf{o} \\ 0 & 0 & 0 & 1 \end{array} \right).$$

□

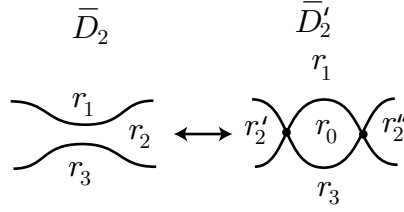


FIGURE 22.

Proposition 5.4 (Reidemeister move II). *Let \bar{D}_2, \bar{D}'_2 are knot projections as in Figure 22. Then $A_2(\bar{D}_2) \oplus (1) \oplus (1)$ and $A_2(\bar{D}'_2)$ are \mathbb{Z} -equivalent to each other.*

Proof. If we represent $A_2(\bar{D}_2)$ by

$$A_2(\bar{D}_2) = (\mathbf{a} \ \mathbf{b} \ \mathbf{c} \ P),$$

where the columns of $\mathbf{a}, \mathbf{b}, \mathbf{c}$ in $A_2(\bar{D}_2)$ correspond to the regions r_1, r_2, r_3 respectively, then $A_2(\bar{D}'_2)$ is

$$A_2(\bar{D}'_2) = \left(\begin{array}{ccc|c|cc} \mathbf{a} & \mathbf{b}' & \mathbf{c} & P & \mathbf{b}'' & \mathbf{o} \\ \hline 1 & 1 & 1 & 0 & 0 & 1 \\ \hline 1 & 0 & 1 & 0 & 1 & 1 \end{array} \right).$$

While we transpose \bar{D}_2 into \bar{D}'_2 , the region r_2 is divided into the two regions r'_2 and r''_2 . In the double counting rule, the contribution of r_2 is the sum of those of r'_2 and r''_2 , then $\mathbf{b} = \mathbf{b}' + \mathbf{b}''$. Now we operate $A_2(\bar{D}'_2)$ as follows:

$$\begin{aligned} & \left(\begin{array}{ccc|c|cc} \mathbf{a} & \mathbf{b}' & \mathbf{c} & P & \mathbf{b}'' & \mathbf{o} \\ \hline 1 & 1 & 1 & 0 & 0 & 1 \\ \hline 1 & 0 & 1 & 0 & 1 & 1 \end{array} \right) & \longrightarrow & \left(\begin{array}{ccc|c|cc} \mathbf{a} & \mathbf{b} & \mathbf{c} & P & \mathbf{b}'' & \mathbf{o} \\ \hline 1 & 1 & 1 & 0 & 0 & 1 \\ \hline 1 & 1 & 1 & 0 & 1 & 1 \end{array} \right) \\ & \longrightarrow \left(\begin{array}{ccc|c|cc} \mathbf{a} & \mathbf{b} & \mathbf{c} & P & \mathbf{b}'' & \mathbf{o} \\ \hline 0 & 0 & 0 & 0 & 0 & 1 \\ \hline 0 & 0 & 0 & 0 & 1 & 1 \end{array} \right) & \longrightarrow & \left(\begin{array}{ccc|c|cc} \mathbf{a} & \mathbf{b} & \mathbf{c} & P & \mathbf{b}'' & \mathbf{o} \\ \hline 0 & 0 & 0 & 0 & 0 & 1 \\ \hline 0 & 0 & 0 & 0 & 1 & 0 \end{array} \right) \\ & \longrightarrow \left(\begin{array}{ccc|c|cc} \mathbf{a} & \mathbf{b} & \mathbf{c} & P & \mathbf{o} & \mathbf{o} \\ \hline 0 & 0 & 0 & 0 & 0 & 1 \\ \hline 0 & 0 & 0 & 0 & 1 & 0 \end{array} \right) & \longrightarrow & \left(\begin{array}{ccc|c|cc} \mathbf{a} & \mathbf{b} & \mathbf{c} & P & \mathbf{o} & \mathbf{o} \\ \hline 0 & 0 & 0 & 0 & 1 & 0 \\ \hline 0 & 0 & 0 & 0 & 0 & 1 \end{array} \right). \end{aligned}$$

Thus we get $A_2(\bar{D}_2) \oplus (1) \oplus (1)$ from $A_2(\bar{D}'_2)$ by integral elementary operations. \square

Proposition 5.5 (Reidemeister move III). *Let \bar{D}_3, \bar{D}'_3 are knot projections as in Figure 23. Then $A_2(\bar{D}_3)$ and $A_2(\bar{D}'_3)$ are \mathbb{Z} -equivalent to each other.*

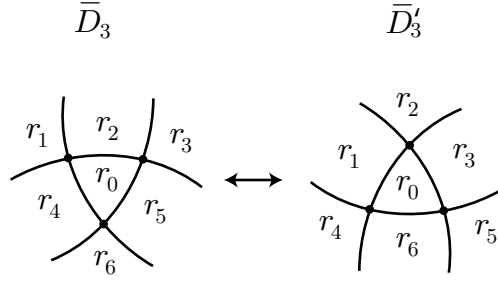


FIGURE 23.

Proof. If we represent $A_2(\bar{D}_3)$ by

$$A_2(\bar{D}_3) = \left(\begin{array}{cccccc|c} \mathbf{a} & \mathbf{b} & \mathbf{c} & \mathbf{d} & \mathbf{e} & \mathbf{f} & \mathbf{o} & P \\ \hline 1 & 1 & 0 & 1 & 0 & 0 & 1 & 0 \\ 0 & 1 & 1 & 0 & 1 & 0 & 1 & 0 \\ 0 & 0 & 0 & 1 & 1 & 1 & 1 & 0 \end{array} \right),$$

where the columns of $\mathbf{a}, \mathbf{b}, \mathbf{c}, \mathbf{d}, \mathbf{e}, \mathbf{f}$ in \bar{D}_3 correspond to the regions r_1, r_2, \dots, r_6 respectively, then $A_2(\bar{D}'_3)$ is

$$A_2(\bar{D}'_3) = \left(\begin{array}{cccccc|c} \mathbf{a} & \mathbf{b} & \mathbf{c} & \mathbf{d} & \mathbf{e} & \mathbf{f} & \mathbf{o} & P \\ \hline 0 & 0 & 1 & 0 & 1 & 1 & 1 & 0 \\ 1 & 0 & 0 & 1 & 0 & 1 & 1 & 0 \\ 1 & 1 & 1 & 0 & 0 & 0 & 1 & 0 \end{array} \right).$$

The column with \mathbf{o} is the column of r_0 in \bar{D}_3 and \bar{D}'_3 . Similarly, we have

$$\begin{aligned} & \left(\begin{array}{cccccc|c} \mathbf{a} & \mathbf{b} & \mathbf{c} & \mathbf{d} & \mathbf{e} & \mathbf{f} & \mathbf{o} & P \\ \hline 1 & 1 & 0 & 1 & 0 & 0 & 1 & 0 \\ 0 & 1 & 1 & 0 & 1 & 0 & 1 & 0 \\ 0 & 0 & 0 & 1 & 1 & 1 & 1 & 0 \end{array} \right) \\ \rightarrow & \left(\begin{array}{cccccc|c} \mathbf{a} & \mathbf{b} & \mathbf{c} & \mathbf{d} & \mathbf{e} & \mathbf{f} & \mathbf{o} & P \\ \hline 0 & 0 & -1 & 0 & -1 & -1 & 1 & 0 \\ -1 & 0 & 0 & -1 & 0 & -1 & 1 & 0 \\ -1 & -1 & -1 & 0 & 0 & 0 & 1 & 0 \end{array} \right) \\ \rightarrow & \left(\begin{array}{cccccc|c} \mathbf{a} & \mathbf{b} & \mathbf{c} & \mathbf{d} & \mathbf{e} & \mathbf{f} & \mathbf{o} & P \\ \hline 0 & 0 & 1 & 0 & 1 & 1 & -1 & 0 \\ 1 & 0 & 0 & 1 & 0 & 1 & -1 & 0 \\ 1 & 1 & 1 & 0 & 0 & 0 & -1 & 0 \end{array} \right) \\ \rightarrow & \left(\begin{array}{cccccc|c} \mathbf{a} & \mathbf{b} & \mathbf{c} & \mathbf{d} & \mathbf{e} & \mathbf{f} & \mathbf{o} & P \\ \hline 0 & 0 & 1 & 0 & 1 & 1 & 1 & 0 \\ 1 & 0 & 0 & 1 & 0 & 1 & 1 & 0 \\ 1 & 1 & 1 & 0 & 0 & 0 & 1 & 0 \end{array} \right). \end{aligned}$$

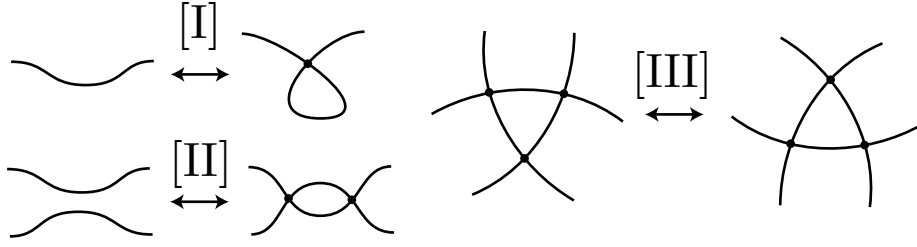


FIGURE 24.

Thus we get $A_2(\bar{D}'_3)$ from $A_2(\bar{D}_3)$ by integral elementary operations. \square

Remark 5.6. We easily show that $A_1(\bar{D}_1) \oplus (1)$ (resp. $A_1(\bar{D}_3)$) and $A_1(\bar{D}'_1)$ (resp. $A_1(\bar{D}'_3)$) are \mathbb{Z} -equivalent in the same way. However, a similar argument about $A_1(\bar{D}_2) \oplus (1) \oplus (1)$ and $A_1(\bar{D}'_2)$ in the proof of Proposition 5.4 does not hold.

Proof of Theorem 5.2. We start with the knot projection \bar{D}_0 in Figure 5 and use Reidemeister moves for knot projections.

The knot projection \bar{D}_0 has the smallest positive number of crossings. $A_2(\bar{D}_0) = \begin{pmatrix} 2 & 1 & 1 \end{pmatrix}$ and clearly this matrix is \mathbb{Z} -equivalent to E_{00} (of size 1×3). As mentioned in Section 3, any knot projection \bar{D} can be obtained by Reidemeister moves as in Figure 24 from \bar{D}_0 . We have already showed in Proposition 5.3, 5.4 and 5.5 that the property (being \mathbb{Z} -equivalent to E_{00}) of region choice matrices is preserved by these moves. Therefore this completes the proof. \square

6. APPENDIX II

Here is an example of the procedure of Proposition 3.3.

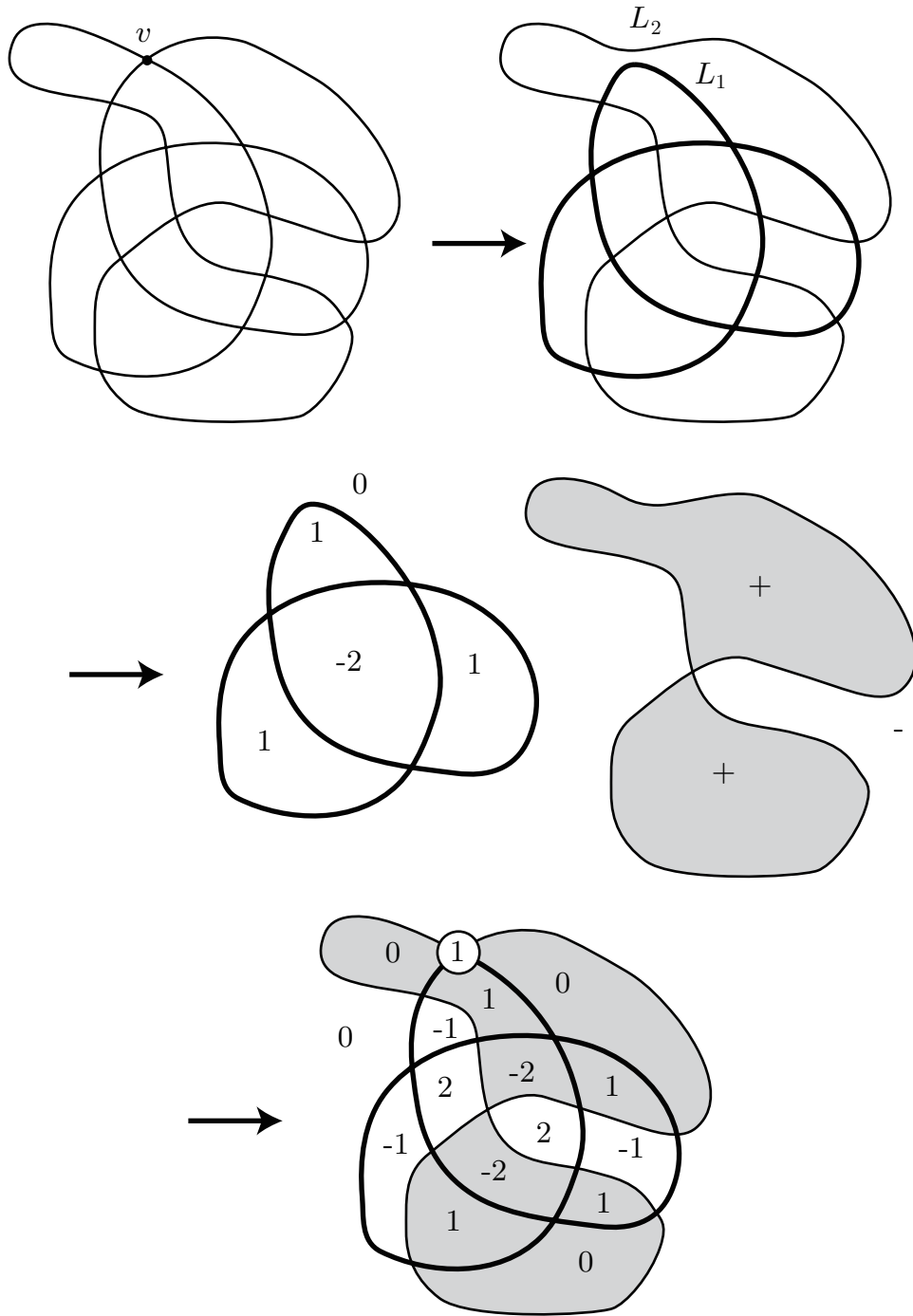


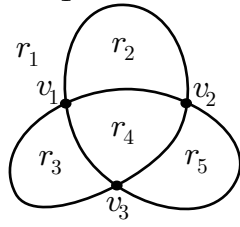
FIGURE 25.

@

7. APPENDIX III

In this appendix we present a small table about region choice matrices of some knot projections. Each row consists of a picture of knot projection \bar{D} , the augmented matrix $(A_1(\bar{D}) \ \mathbf{b})$, and the echelon form by Gaussian elimination.

$\bar{3}_1$

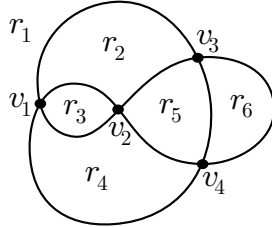


The diagram shows a knot projection with five regions labeled r_1 through r_5 and three vertices labeled v_1 , v_2 , and v_3 . Region r_1 is the top-most region, r_2 is the top-right, r_3 is the bottom-left, r_4 is the central region, and r_5 is the bottom-right. Vertices v_1 , v_2 , and v_3 are located at the intersections of the knot strands.

$$\left(\begin{array}{ccccc|c} 1 & 1 & 1 & 1 & 0 & b_1 \\ 1 & 1 & 0 & 1 & 1 & b_2 \\ 1 & 0 & 1 & 1 & 1 & b_3 \end{array} \right)$$

$$\left(\begin{array}{ccccc|c} 1 & 0 & 0 & 1 & 2 & -b_1 + b_2 + b_3 \\ 0 & 1 & 0 & 0 & -1 & -b_3 + b_1 \\ 0 & 0 & 1 & 0 & -1 & -b_2 + b_1 \end{array} \right)$$

$\bar{4}_1$

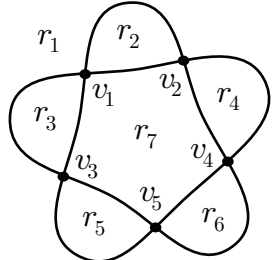


The diagram shows a knot projection with six regions labeled r_1 through r_6 and four vertices labeled v_1 , v_2 , v_3 , and v_4 . Region r_1 is the top-most region, r_2 is the top-right, r_3 is the top-left, r_4 is the bottom-left, r_5 is the central region, and r_6 is the bottom-right. Vertices v_1 , v_2 , v_3 , and v_4 are located at the intersections of the knot strands.

$$\left(\begin{array}{cccccc|c} 1 & 1 & 1 & 1 & 0 & 0 & b_1 \\ 0 & 1 & 1 & 1 & 1 & 0 & b_2 \\ 1 & 1 & 0 & 0 & 1 & 1 & b_3 \\ 1 & 0 & 0 & 1 & 1 & 1 & b_4 \end{array} \right)$$

$$\left(\begin{array}{cccccc|c} 1 & 0 & 0 & 0 & -1 & 0 & b_1 - b_2 \\ 0 & 1 & 0 & 0 & 2 & 1 & -b_1 + b_2 + b_3 \\ 0 & 0 & 1 & 0 & -3 & -2 & 2b_1 - b_2 - b_3 - b_4 \\ 0 & 0 & 0 & 1 & 2 & 1 & -b_1 + b_2 + b_4 \end{array} \right)$$

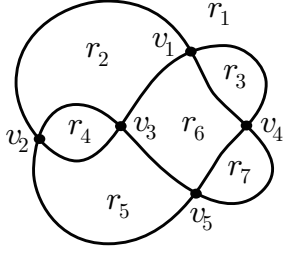
$\bar{5}_1$



The diagram shows a knot projection with seven regions labeled r_1 through r_7 and five vertices labeled v_1 , v_2 , v_3 , v_4 , and v_5 . Region r_1 is the top-most region, r_2 is the top-right, r_3 is the top-left, r_4 is the right, r_5 is the bottom-left, r_6 is the bottom-right, and r_7 is the central region. Vertices v_1 , v_2 , v_3 , v_4 , and v_5 are located at the intersections of the knot strands.

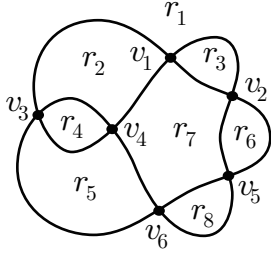
$$\left(\begin{array}{cccccc|c} 1 & 1 & 1 & 0 & 0 & 0 & 1 & b_1 \\ 1 & 1 & 0 & 1 & 0 & 0 & 1 & b_2 \\ 1 & 0 & 1 & 0 & 1 & 0 & 1 & b_3 \\ 1 & 0 & 0 & 1 & 0 & 1 & 1 & b_4 \\ 1 & 0 & 0 & 0 & 1 & 1 & 1 & b_5 \end{array} \right)$$

$$\left(\begin{array}{cccccc|ccc} 1 & 0 & 0 & 0 & 0 & 2 & 1 & b_1 - b_2 - b_3 + b_4 + b_5 \\ 0 & 1 & 0 & 0 & 0 & -1 & 0 & b_2 - b_4 \\ 0 & 0 & 1 & 0 & 0 & -1 & 0 & b_3 - b_5 \\ 0 & 0 & 0 & 1 & 0 & -1 & 0 & -b_1 + b_2 + b_3 - b_5 \\ 0 & 0 & 0 & 0 & 1 & -1 & 0 & -b_1 + b_2 + b_3 - b_4 \end{array} \right)$$

 $\bar{5}_2$


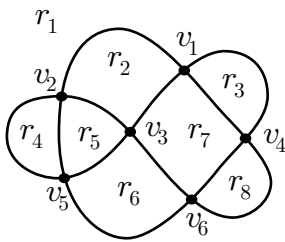
$$\left(\begin{array}{cccccc|ccc} 1 & 1 & 1 & 0 & 0 & 1 & 0 & b_1 \\ 1 & 1 & 0 & 1 & 1 & 0 & 0 & b_2 \\ 0 & 1 & 0 & 1 & 1 & 1 & 0 & b_3 \\ 1 & 0 & 1 & 0 & 0 & 1 & 1 & b_4 \\ 1 & 0 & 0 & 0 & 1 & 1 & 1 & b_5 \end{array} \right)$$

$$\left(\begin{array}{cccccc|ccc} 1 & 0 & 0 & 0 & 0 & -1 & 0 & b_2 - b_3 \\ 0 & 1 & 0 & 0 & 0 & 0 & -1 & b_1 - b_4 \\ 0 & 0 & 1 & 0 & 0 & 2 & 1 & -b_2 + b_3 + b_4 \\ 0 & 0 & 0 & 1 & 0 & -1 & 0 & -b_1 + b_2 + b_4 - b_5 \\ 0 & 0 & 0 & 0 & 1 & 2 & 1 & -b_2 + b_3 + b_5 \end{array} \right)$$

 $\bar{6}_1$


$$\left(\begin{array}{cccccc|ccc} 1 & 1 & 1 & 0 & 0 & 0 & 1 & 0 & b_1 \\ 1 & 0 & 1 & 0 & 0 & 1 & 1 & 0 & b_2 \\ 1 & 1 & 0 & 1 & 1 & 0 & 0 & 0 & b_3 \\ 0 & 1 & 0 & 1 & 1 & 0 & 1 & 0 & b_4 \\ 1 & 0 & 0 & 0 & 0 & 1 & 1 & 1 & b_5 \\ 1 & 0 & 0 & 0 & 1 & 0 & 1 & 1 & b_6 \end{array} \right)$$

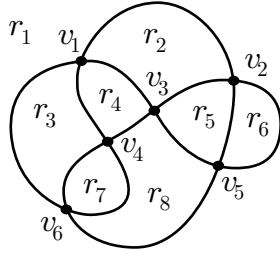
$$\left(\begin{array}{cccccc|ccc} 1 & 0 & 0 & 0 & 0 & 0 & -1 & 0 & b_3 - b_4 \\ 0 & 1 & 0 & 0 & 0 & 0 & 2 & 1 & b_1 - b_2 - b_3 + b_4 + b_5 \\ 0 & 0 & 1 & 0 & 0 & 0 & 0 & -1 & b_2 - b_5 \\ 0 & 0 & 0 & 1 & 0 & 0 & -3 & -2 & -b_1 + b_2 + 2b_3 - b_4 - b_5 - b_6 \\ 0 & 0 & 0 & 0 & 1 & 0 & 2 & 1 & -b_3 + b_4 + b_6 \\ 0 & 0 & 0 & 0 & 0 & 1 & 2 & 1 & -b_3 + b_4 + b_5 \end{array} \right)$$

 $\bar{6}_2$


$$\left(\begin{array}{cccccc|ccc} 1 & 1 & 1 & 0 & 0 & 0 & 1 & 0 & b_1 \\ 1 & 1 & 0 & 1 & 1 & 0 & 0 & 0 & b_2 \\ 0 & 1 & 0 & 0 & 1 & 1 & 1 & 0 & b_3 \\ 1 & 0 & 1 & 0 & 0 & 0 & 1 & 1 & b_4 \\ 1 & 0 & 0 & 1 & 1 & 1 & 0 & 0 & b_5 \\ 1 & 0 & 0 & 0 & 0 & 1 & 1 & 1 & b_6 \end{array} \right)$$

$$\left(\begin{array}{cccccc|cc} 1 & 0 & 0 & 0 & 0 & 0 & 1 & 2 & -b_1 + b_2 + b_4 - b_5 + b_6 \\ 0 & 1 & 0 & 0 & 0 & 0 & 0 & -1 & b_1 - b_4 \\ 0 & 0 & 1 & 0 & 0 & 0 & 0 & -1 & b_1 - b_2 + b_5 - b_6 \\ 0 & 0 & 0 & 1 & 0 & 0 & -2 & -3 & 2b_1 - b_2 - b_3 - 2b_4 + 2b_5 - b_6 \\ 0 & 0 & 0 & 0 & 1 & 0 & 1 & 2 & -2b_1 + b_2 + b_3 + 2b_4 - b_5 \\ 0 & 0 & 0 & 0 & 0 & 1 & 0 & -1 & b_1 - b_2 - b_4 + b_5 \end{array} \right)$$

$\bar{6}_3$



$$\left(\begin{array}{cccccc|c} 1 & 1 & 1 & 1 & 0 & 0 & 0 & 0 & b_1 \\ 1 & 1 & 0 & 0 & 1 & 1 & 0 & 0 & b_2 \\ 0 & 1 & 0 & 1 & 1 & 0 & 0 & 1 & b_3 \\ 0 & 0 & 1 & 1 & 0 & 0 & 1 & 1 & b_4 \\ 1 & 0 & 0 & 0 & 1 & 1 & 0 & 1 & b_5 \\ 1 & 0 & 1 & 0 & 0 & 0 & 1 & 1 & b_6 \end{array} \right)$$

$$\left(\begin{array}{cccccc|cc} 1 & 0 & 0 & 0 & 0 & 0 & -1 & 0 & b_1 - b_2 - b_4 + b_5 \\ 0 & 1 & 0 & 0 & 0 & 0 & 0 & -1 & b_2 - b_5 \\ 0 & 0 & 1 & 0 & 0 & 0 & 2 & 1 & -b_1 + b_2 + b_4 - b_5 + b_6 \\ 0 & 0 & 0 & 1 & 0 & 0 & -1 & 0 & b_1 - b_2 + b_5 - b_6 \\ 0 & 0 & 0 & 0 & 1 & 0 & 1 & 2 & -b_1 + b_3 + b_6 \\ 0 & 0 & 0 & 0 & 0 & 1 & 0 & -1 & b_2 - b_3 + b_4 - b_6 \end{array} \right)$$

8. ACKNOWLEDGEMENTS

The authors would like to thank Professor Akio Kawauchi and Professor Ayaka Shimizu for introducing them such an interesting problem.

REFERENCES

1. A. Shimizu, *Region crossing change is an unknotting operation*, preprint, arXiv:1011.6304.
2. Z. Cheng, H. Gao, *On Region Crossing Change and Incidence Matrix*, preprint, arXiv:1101.1129.

DEPARTMENT OF MATHEMATICS, MEIJI UNIVERSITY, 1-1-1 HIGASHI-MITA,
TAMA-KU, KAWASAKI, KANAGAWA, 214-8571, JAPAN
E-mail address: kazuaha63@hotmail.co.jp

DEPARTMENT OF MATHEMATICS, AKITA UNIVERSITY, 1-1 TEGATA-GAKUENMACHI,
AKITA, 010-8502, JAPAN
E-mail address: macky@math.akita-u.ac.jp